




ILLINOIS STATE BOARD OF EDUCATION MEETING
April 9, 2014

TO: Illinois State Board of Education

FROM: Christopher A. Koch, Ed.D., State Superintendent of Education 
Robert Wolfe, Chief Financial Officer 
Donald W. Evans, Chief Operating Officer 

Agenda Topic: Information Item: SBE Fiscal & Administrative Monthly Reports

Materials: Appropriation and Spending by Program – FY14
Financial Status Report (contract & grant detail) – FY14
Comparative Statement of Expenditures – FY14
Monthly Headcount Graph, Staff Detail, 10-yr Headcount History Graph
Contract & Grant Awards Under \$1 million - FY14

Purpose of Agenda Item

To provide the Board standard reports with key information on fiscal and administrative activities of the state Agency.

Relationship to/Implications for the State Board's Strategic Plan

Not applicable – informational purposes only.

Expected Outcome(s) of Agenda Item

Not applicable – informational purposes only.

Background Information

In June 2002, the State Board adopted bylaws outlining a new committee structure under which fiscal, audit and operations issues will be handled by the Finance and Audit Committee. The Superintendent requested that the Agency organize and standardize the financial and Headcount data provided to the Board for their future policy work and decision making.

Currently, the following reports are provided:

1. Budget (annually in January)
2. Appropriation and Expenditure (monthly)
3. Financial Status Report – Contract/Grant Detail (monthly)
4. Contract & Grant Awards Under \$1 Million (monthly)
5. Comparative Statement of Expenditures (monthly)
6. Headcount Reports (monthly)
Headcount History Graph, Staff Detail by Division, & Monthly Headcount Graph

Analysis and Implications for Policy, Budget, Legislative Action and Communications

The monthly or Quarterly Fiscal and Headcount Reports were first provided to the Board in August 2002. These reports provide information regarding staffing and funding as well as details of contracts over \$50,000 and grants the Agency is processing.

At the request of the Board at the December 2011 meeting, a Contract & Grant Award Report under \$1 million has been added to the SBE Fiscal & Administrative Monthly Reports package.

Superintendent's Recommendation

None needed.

Next Steps

Continue to provide these reports pursuant to schedule above.

Illinois State Board of Education
2014 Appropriation & Spending by Program 07/01/2013 thru 3/31/2014

(Dollars in Thousands)

| Initiatives | Appropriation | | | YTD Expenditures | | |
|--|-----------------------------|-----------------------------|--------------------------|-----------------------------|-----------------------------|--------------------------|
| | Total | Grants | Admin | Total | Grants | Admin |
| STATE | | | | | | |
| Distributive Grants | <u>\$6,194,646.6</u> | <u>\$6,194,646.6</u> | <u>\$0.0</u> | <u>\$4,530,523.0</u> | <u>\$4,530,523.0</u> | <u>\$0.0</u> |
| General State Aid | \$4,442,198.3 | \$4,442,198.3 | \$0.0 | \$3,241,026.2 | \$3,241,026.2 | \$0.0 |
| District Consolidation Cost | \$2,500.0 | \$2,500.0 | \$0.0 | \$2,500.0 | \$2,500.0 | \$0.0 |
| Mandated Categoricals | <u>\$1,749,948.3</u> | <u>\$1,749,948.3</u> | <u>\$0.0</u> | <u>\$1,286,996.8</u> | <u>\$1,286,996.8</u> | <u>\$0.0</u> |
| Illinois Free Lunch/Breakfast | \$14,300.0 | \$14,300.0 | \$0.0 | \$11,392.8 | \$11,392.8 | \$0.0 |
| Orphanage Tuition 18-3 (Reg Ed) | \$12,000.0 | \$12,000.0 | \$0.0 | \$7,104.0 | \$7,104.0 | \$0.0 |
| Sp-Ed - Extraordinary Services | \$303,091.7 | \$303,091.7 | \$0.0 | \$249,444.5 | \$249,444.5 | \$0.0 |
| Sp-Ed - Orphanage Tuition 14-7.03 | \$105,000.0 | \$105,000.0 | \$0.0 | \$65,053.4 | \$65,053.4 | \$0.0 |
| Sp-Ed - Personnel Reimbursement | \$440,200.0 | \$440,200.0 | \$0.0 | \$350,769.4 | \$350,769.4 | \$0.0 |
| Sp-Ed - Private Tuition | \$218,947.7 | \$218,947.7 | \$0.0 | \$190,703.5 | \$190,703.5 | \$0.0 |
| Sp-Ed - Summer School | \$10,100.0 | \$10,100.0 | \$0.0 | \$10,100.0 | \$10,100.0 | \$0.0 |
| Sp-Ed - Transportation | \$440,500.0 | \$440,500.0 | \$0.0 | \$246,065.8 | \$246,065.8 | \$0.0 |
| Transportation - Regular/Vocational | \$205,808.9 | \$205,808.9 | \$0.0 | \$156,363.4 | \$156,363.4 | \$0.0 |
| Standards - Assessment & Accountability | <u>\$27,400.0</u> | <u>\$0.0</u> | <u>\$27,400.0</u> | <u>\$21,180.0</u> | <u>\$0.0</u> | <u>\$21,180.0</u> |
| Assessments | \$27,400.0 | \$0.0 | \$27,400.0 | \$21,180.0 | \$0.0 | \$21,180.0 |
| Standards, Materials, Training for Teachers | \$0.0 | \$0.0 | \$0.0 | \$0.0 | \$0.0 | \$0.0 |
| Growth Model | \$0.0 | \$0.0 | \$0.0 | \$0.0 | \$0.0 | \$0.0 |
| System of Support | \$0.0 | \$0.0 | \$0.0 | \$0.0 | \$0.0 | \$0.0 |
| Ensuring Quality Ed Personnel | <u>\$2,000.0</u> | <u>\$2,000.0</u> | <u>\$0.0</u> | <u>\$1,098.0</u> | <u>\$1,098.0</u> | <u>\$0.0</u> |
| National Board Certification | \$1,000.0 | \$1,000.0 | \$0.0 | \$98.0 | \$98.0 | \$0.0 |
| Principal Mentoring Program | \$0.0 | \$0.0 | \$0.0 | \$0.0 | \$0.0 | \$0.0 |
| Teach for America | \$1,000.0 | \$1,000.0 | \$0.0 | \$1,000.0 | \$1,000.0 | \$0.0 |
| Teacher and Admin. Mentoring Program | \$0.0 | \$0.0 | \$0.0 | \$0.0 | \$0.0 | \$0.0 |
| Early Childhood | <u>\$300,192.4</u> | <u>\$296,337.4</u> | <u>\$3,855.0</u> | <u>\$218,185.9</u> | <u>\$215,940.9</u> | <u>\$2,245.0</u> |
| Academic Difficulty | <u>\$81,181.2</u> | <u>\$79,181.2</u> | <u>\$2,000.0</u> | <u>\$32,157.9</u> | <u>\$31,562.4</u> | <u>\$595.5</u> |
| Alternative Learning/Regional Safe Schools | \$6,300.0 | \$6,300.0 | \$0.0 | \$4,924.1 | \$4,924.1 | \$0.0 |
| Bilingual Education | \$63,381.2 | \$61,381.2 | \$2,000.0 | \$17,871.5 | \$17,275.9 | \$595.5 |
| Truant Alternative Optional Education | \$11,500.0 | \$11,500.0 | \$0.0 | \$9,362.3 | \$9,362.3 | \$0.0 |
| Learning Technologies | <u>\$2,500.0</u> | <u>\$1,257.6</u> | <u>\$1,242.4</u> | <u>\$2,035.5</u> | <u>\$966.0</u> | <u>\$1,069.5</u> |
| Technology for Success | \$2,500.0 | \$1,257.6 | \$1,242.4 | \$2,035.5 | \$966.0 | \$1,069.5 |
| Career Preparation | <u>\$39,312.1</u> | <u>\$39,312.1</u> | <u>\$0.0</u> | <u>\$31,644.8</u> | <u>\$31,644.8</u> | <u>\$0.0</u> |
| Agricultural Education | \$1,250.0 | \$1,250.0 | \$0.0 | \$1,094.0 | \$1,094.0 | \$0.0 |

| | | | | | | |
|--|---------------------------|---------------------------|--------------------------|--------------------------|--------------------------|--------------------------|
| Career and Technical Education | \$38,062.1 | \$38,062.1 | \$0.0 | \$30,550.8 | \$30,550.8 | \$0.0 |
| Strategic Plan | <u>\$0.0</u> | <u>\$0.0</u> | <u>\$0.0</u> | <u>\$0.0</u> | <u>\$0.0</u> | <u>\$0.0</u> |
| Strategic Plan | \$0.0 | \$0.0 | \$0.0 | \$0.0 | \$0.0 | \$0.0 |
| Administration | <u>\$23,180.9</u> | <u>\$0.0</u> | <u>\$23,180.9</u> | <u>\$15,279.7</u> | <u>\$0.0</u> | <u>\$15,279.7</u> |
| Targeted Initiatives | <u>\$16,567.2</u> | <u>\$14,290.4</u> | <u>\$2,276.8</u> | <u>\$12,544.8</u> | <u>\$10,674.4</u> | <u>\$1,870.4</u> |
| Advanced Placement Classes | \$500.0 | \$500.0 | \$0.0 | \$299.5 | \$299.5 | \$0.0 |
| After School Matters | \$2,000.0 | \$2,000.0 | \$0.0 | \$1,000.0 | \$1,000.0 | \$0.0 |
| Arts and Foreign Language | \$0.0 | \$0.0 | \$0.0 | \$0.0 | \$0.0 | \$0.0 |
| Autism Project | \$100.0 | \$100.0 | \$0.0 | \$80.0 | \$80.0 | \$0.0 |
| Blind & Dyslexic | \$816.6 | \$816.6 | \$0.0 | \$816.6 | \$816.6 | \$0.0 |
| Childrens Mental Health Partnership | \$300.0 | \$300.0 | \$0.0 | \$0.0 | \$0.0 | \$0.0 |
| Community Residential Services Authority | \$592.3 | \$0.0 | \$592.3 | \$370.4 | \$0.0 | \$370.4 |
| East St. Louis School District 189 | \$3,000.0 | \$3,000.0 | \$0.0 | \$3,000.0 | \$3,000.0 | \$0.0 |
| Educator Misconduct Investigations | \$184.0 | \$0.0 | \$184.0 | \$0.0 | \$0.0 | \$0.0 |
| IL Coalition Immigrant/Refugee Parent Mentor | \$1,000.0 | \$1,000.0 | \$0.0 | \$1,000.0 | \$1,000.0 | \$0.0 |
| Lowest Performing Schools | \$1,002.8 | \$1,002.3 | \$0.5 | \$122.0 | \$122.0 | \$0.0 |
| Materials Center for the Visually Impaired | \$1,421.1 | \$1,421.1 | \$0.0 | \$1,000.0 | \$1,000.0 | \$0.0 |
| Philip J. Rock Center & School | \$3,577.8 | \$3,577.8 | \$0.0 | \$2,977.8 | \$2,977.8 | \$0.0 |
| Tax Equivalent Grants | \$222.6 | \$222.6 | \$0.0 | \$222.6 | \$222.6 | \$0.0 |
| Emergency Financial Assistance Fund | \$1,500.0 | \$0.0 | \$1,500.0 | \$1,500.0 | \$0.0 | \$1,500.0 |
| Targeted Initiatives | \$350.0 | \$350.0 | \$0.0 | \$155.9 | \$155.9 | \$0.0 |
| NON STATE | | | | | | |
| Regional Services | <u>\$14,695.0</u> | <u>\$14,695.0</u> | <u>\$0.0</u> | <u>\$10,327.1</u> | <u>\$10,327.1</u> | <u>\$0.0</u> |
| ROE - Bus Driver Training | \$70.0 | \$70.0 | \$0.0 | \$70.0 | \$70.0 | \$0.0 |
| ROE - Salaries | \$12,400.0 | \$12,400.0 | \$0.0 | \$8,518.0 | \$8,518.0 | \$0.0 |
| ROE - School Services | \$2,225.0 | \$2,225.0 | \$0.0 | \$1,739.1 | \$1,739.1 | \$0.0 |
| School Infrastructure Fund | <u>\$600.0</u> | <u>\$0.0</u> | <u>\$600.0</u> | <u>\$145.6</u> | <u>\$0.0</u> | <u>\$145.6</u> |
| School Infrastructure (Debt Admin) | \$600.0 | \$0.0 | \$600.0 | \$145.6 | \$0.0 | \$145.6 |
| Driver Education | <u>\$15,000.0</u> | <u>\$15,000.0</u> | <u>\$0.0</u> | <u>\$11,250.0</u> | <u>\$11,250.0</u> | <u>\$0.0</u> |
| Career Prep | <u>\$550.0</u> | <u>\$550.0</u> | <u>\$0.0</u> | <u>\$550.0</u> | <u>\$550.0</u> | <u>\$0.0</u> |
| Agricultural Education - Downstate Transit | \$550.0 | \$550.0 | \$0.0 | \$550.0 | \$550.0 | \$0.0 |
| Other Funds | <u>\$138,354.0</u> | <u>\$115,710.1</u> | <u>\$22,643.9</u> | <u>\$48,707.6</u> | <u>\$44,436.9</u> | <u>\$4,270.7</u> |
| After School Rescue Fund | \$200.0 | \$200.0 | \$0.0 | \$0.0 | \$0.0 | \$0.0 |
| Capital Development Fund-Sch Const. | \$25,000.0 | \$25,000.0 | \$0.0 | \$0.0 | \$0.0 | \$0.0 |
| Charter Schools Revolving Loan Fund | \$20.0 | \$20.0 | \$0.0 | \$0.0 | \$0.0 | \$0.0 |
| Emergency Financial Assistance Fund | \$16,140.0 | \$16,140.0 | \$0.0 | \$1,183.1 | \$1,183.1 | \$0.0 |
| Indirect Costs | \$7,015.2 | \$500.0 | \$6,515.2 | \$2,108.7 | \$0.0 | \$2,108.7 |
| ISBE - Special Purpose Trust Fund | \$8,484.8 | \$165.0 | \$8,319.8 | \$165.4 | \$157.0 | \$8.5 |
| ISBE Teacher Certificate Institute Fund | \$2,208.9 | \$0.0 | \$2,208.9 | \$0.0 | \$0.0 | \$0.0 |

| | | | | | | |
|---|------------|------------|-----------|------------|------------|-----------|
| School Construction Maintenance Fund | \$67,285.1 | \$67,285.1 | \$0.0 | \$39,183.5 | \$39,183.5 | \$0.0 |
| School Technology Revolving Loan | \$5,000.0 | \$5,000.0 | \$0.0 | \$3,514.6 | \$3,514.6 | \$0.0 |
| State Charter School Commission | \$600.0 | \$0.0 | \$600.0 | \$271.2 | \$0.0 | \$271.2 |
| Teacher Certification Fee Revolving Fund | \$5,000.0 | \$0.0 | \$5,000.0 | \$1,882.3 | \$0.0 | \$1,882.3 |
| Technology Immersion - Build IL Bond Fund | \$0.0 | \$0.0 | \$0.0 | \$0.0 | \$0.0 | \$0.0 |
| Temporary Relocation Revolving Fund | \$1,400.0 | \$1,400.0 | \$0.0 | \$398.8 | \$398.8 | \$0.0 |

FEDERAL

| | | | | | | |
|--|-----------------------------|-----------------------------|---------------------------|-----------------------------|-----------------------------|--------------------------|
| Federal Funds | <u>\$3,007,410.5</u> | <u>\$2,843,843.7</u> | <u>\$163,566.8</u> | <u>\$1,105,253.2</u> | <u>\$1,070,743.1</u> | <u>\$34,510.2</u> |
| Advanced Placement Fee Payment | \$3,099.1 | \$3,000.0 | \$99.1 | \$2,191.7 | \$2,191.7 | \$0.0 |
| ARRA - Education Jobs Fund | \$0.0 | \$0.0 | \$0.0 | \$0.0 | \$0.0 | \$0.0 |
| ARRA - Longitudinal Data Systems | \$10,000.0 | \$0.0 | \$10,000.0 | \$749.5 | \$0.0 | \$749.5 |
| ARRA - Race to the Top | \$42,800.0 | \$15,672.0 | \$27,128.0 | \$5,129.8 | \$3,532.5 | \$1,597.3 |
| ARRA - Title I | \$31,732.0 | \$31,732.0 | \$0.0 | \$0.0 | \$0.0 | \$0.0 |
| ARRA - Titel I School Improvement (1003G) | \$41,668.0 | \$41,668.0 | \$0.0 | \$18,590.8 | \$18,590.8 | \$0.0 |
| ARRA - Title II Technology | \$0.0 | \$0.0 | \$0.0 | \$0.0 | \$0.0 | \$0.0 |
| Career & Technical Education | \$56,919.4 | \$55,000.0 | \$1,919.4 | \$21,506.7 | \$21,016.4 | \$490.3 |
| Career & Technical Education - Technical Prep | \$21.0 | \$0.0 | \$21.0 | \$0.0 | \$0.0 | \$0.0 |
| Charter Schools | \$9,000.0 | \$9,000.0 | \$0.0 | \$0.0 | \$0.0 | \$0.0 |
| Child Nutrition | \$737,015.2 | \$725,000.0 | \$12,015.2 | \$442,893.7 | \$438,235.7 | \$4,658.0 |
| Early Learning Challenge | \$27,640.5 | \$612.0 | \$27,028.5 | \$267.3 | \$0.0 | \$267.3 |
| Early Learning Challenge - DCFS | \$200.0 | \$0.0 | \$200.0 | \$50.0 | \$0.0 | \$50.0 |
| Early Learning Challenge - DHS | \$7,159.5 | \$0.0 | \$7,159.5 | \$3,144.8 | \$0.0 | \$3,144.8 |
| IDEA - Deaf Blind, Part C | \$500.0 | \$500.0 | \$0.0 | \$201.2 | \$201.2 | \$0.0 |
| IDEA - Improvement Plan | \$5,045.3 | \$4,350.0 | \$695.3 | \$1,273.6 | \$1,129.5 | \$144.1 |
| IDEA - Pre-School | \$25,898.5 | \$25,000.0 | \$898.5 | \$8,604.4 | \$8,297.6 | \$306.8 |
| Illinois Purchase Care Review Board | \$455.6 | \$0.0 | \$455.6 | \$183.9 | \$0.0 | \$183.9 |
| Individuals with Disabilities Educ. Act, Pt. B | \$716,578.4 | \$700,000.0 | \$16,578.4 | \$250,972.8 | \$244,056.5 | \$6,916.3 |
| IDEA - Bellefaire JCB | \$0.0 | \$0.0 | \$0.0 | \$0.0 | \$0.0 | \$0.0 |
| Integration of Schools & Mental Health Systems | \$0.0 | \$0.0 | \$0.0 | \$0.0 | \$0.0 | \$0.0 |
| Learn and Serve America | \$50.0 | \$0.0 | \$50.0 | \$0.0 | \$0.0 | \$0.0 |
| Longitudinal Data System | \$5,200.0 | \$59.7 | \$5,140.3 | \$1,278.4 | \$0.0 | \$1,278.4 |
| Math & Science Partnerships | \$14,633.0 | \$14,000.0 | \$633.0 | \$2,242.1 | \$2,138.8 | \$103.2 |
| National Center for Education Statistics | \$484.8 | \$0.0 | \$484.8 | \$203.9 | \$0.0 | \$203.9 |
| ONPAR | \$0.0 | \$0.0 | \$0.0 | \$0.0 | \$0.0 | \$0.0 |
| Spanish Language Assesment-SALSA | \$919.1 | \$0.0 | \$919.1 | \$295.9 | \$0.0 | \$295.9 |
| School Health Programs | \$1,160.6 | \$0.0 | \$1,160.6 | \$12.1 | \$0.0 | \$12.1 |
| Special Congressional Initiatives | \$5,000.0 | \$5,000.0 | \$0.0 | \$0.0 | \$0.0 | \$0.0 |
| Striving Readers | \$0.0 | \$0.0 | \$0.0 | \$0.0 | \$0.0 | \$0.0 |
| Title I - Basic Programs | \$824,493.8 | \$813,415.0 | \$11,078.7 | \$241,217.2 | \$238,204.4 | \$3,012.8 |
| Title I - Comprehensive School Reform | \$35.5 | \$0.0 | \$35.5 | \$0.0 | \$0.0 | \$0.0 |
| Title I - Education of Migratory Children | \$4,883.9 | \$4,787.8 | \$96.1 | \$1,229.5 | \$1,211.4 | \$18.1 |
| Title I - Even Start Family Literacy Programs | \$817.3 | \$768.3 | \$49.0 | \$0.0 | \$0.0 | \$0.0 |
| Title I - Neglected and Delinquent | \$2,207.6 | \$2,111.1 | \$96.5 | \$407.6 | \$394.6 | \$13.0 |
| Title I - School Improvement | \$114,061.4 | \$108,917.8 | \$5,143.6 | \$16,238.5 | \$15,240.6 | \$997.9 |
| Title II - Enhance Ed through Technology | \$105.0 | \$0.0 | \$105.0 | \$0.0 | \$0.0 | \$0.0 |
| Title II - Quality Teachers | \$163,299.3 | \$157,000.0 | \$6,299.3 | \$37,903.6 | \$36,515.5 | \$1,388.1 |

| | | | | | | |
|--|----------------------|----------------------|--------------------|----------------------|----------------------|-------------------|
| Title III - English Language Acquisition | \$47,596.1 | \$45,250.0 | \$2,346.1 | \$13,683.7 | \$13,114.2 | \$569.5 |
| Title IV - 21st Century Schools | \$76,318.6 | \$74,000.0 | \$2,318.6 | \$26,402.6 | \$25,499.4 | \$903.2 |
| Title IV - Safe & Drug Free Schools | \$10.0 | \$0.0 | \$10.0 | \$0.0 | \$0.0 | \$0.0 |
| Title VI - Rural & Low Income Programs | \$2,088.6 | \$2,000.0 | \$88.6 | \$406.7 | \$397.4 | \$9.3 |
| Title VI - State Assessment | \$22,861.2 | \$0.0 | \$22,861.2 | \$7,121.8 | \$0.0 | \$7,121.8 |
| Title X - McKinney Homeless Assistance | \$5,436.7 | \$5,000.0 | \$436.7 | \$849.4 | \$775.0 | \$74.4 |
| Transition to Teaching | \$15.6 | \$0.0 | \$15.6 | \$0.0 | \$0.0 | \$0.0 |
| TOTAL - ALL FUNDS: | \$9,863,589.9 | \$9,616,824.1 | \$246,765.9 | \$6,040,883.1 | \$5,959,716.5 | \$81,166.6 |

ILLINOIS STATE BOARD OF EDUCATION
Financial Status Report
July 1, 2013 through March 31, 2014
(Fiscal Year 2014)

| | Appropriation Amount | Expenditures to Date | Unexpended Appropriation | Percentage spent YTD | Percentage Unexpended |
|--|-------------------------|-------------------------|-----------------------------|-------------------------|--------------------------|
| <u>General Revenue Fund</u> | | | | | |
| Personal Services and Related Expenditures | \$ 16,272,600 | \$ 11,453,820 | \$ 4,818,780 | 70.39% | 29.61% |
| Contractual Services | 6,000,000 | 3,301,487 | 2,698,513 | 55.02% | 44.98% |
| Travel | 166,320 | 139,128 | 27,192 | 83.65% | 16.35% |
| Commodities | 71,300 | 33,426 | 37,874 | 46.88% | 53.12% |
| Printing | 64,700 | 22,379 | 42,322 | 34.59% | 65.41% |
| Equipment | 132,200 | 20,085 | 112,115 | 15.19% | 84.81% |
| Telecommunications | 450,000 | 297,239 | 152,761 | 66.05% | 33.95% |
| Operation of Automotive Equipment | 23,800 | 12,103 | 11,697 | 50.85% | 49.15% |
| Lump Sums | 28,176,302 | 21,550,364 | 6,625,938 | 76.48% | 23.52% |
| <i>Sub-total</i> | 51,357,222 | 36,830,030 | 14,527,192 | 71.71% | 28.29% |
| Awards and Grants | 2,193,424,904 | 1,586,793,359 | 606,631,545 | 72.34% | 27.66% |
| Total General Revenue Fund | \$ 2,244,782,126 | \$ 1,623,623,388 | \$ 621,158,738 | 72.33% | 27.67% |
| <u>Education Assistance Fund</u> | | | | | |
| Awards and Grants | \$ 404,000,000 | \$ - | \$ 404,000,000 | 0.00% | 100.00% |
| <u>Common School Fund</u> | | | | | |
| General State Aid | \$ 4,038,198,260 | \$ 3,241,026,160 | \$ 797,172,100 | 80.26% | 19.74% |
| <u>Teacher Certification Fee Revolving Fund</u> | | | | | |
| Lump Sums | \$ 5,000,000 | \$ 1,882,340 | \$ 3,117,660 | 37.65% | 62.35% |

ILLINOIS STATE BOARD OF EDUCATION
Financial Status Report
July 1, 2013 through March 31, 2014
(Fiscal Year 2014)

| | Appropriation Amount | Expenditures to Date | Unexpended Appropriation | Percentage spent YTD | Percentage Unexpended |
|---|-------------------------|-------------------------|-----------------------------|-------------------------|--------------------------|
| <u>Drivers Education Fund</u> | | | | | |
| Awards and Grants | \$ 15,000,000 | \$ 11,249,984 | \$ 3,750,016 | 75.00% | 25.00% |
| <u>School Dist. Emergency Financial Asst. Fund</u> | | | | | |
| Awards and Grants | \$ 16,140,000 | \$ 1,183,050 | \$ 14,956,950 | 7.33% | 92.67% |
| <u>SBE Special Purpose Trust Fund</u> | | | | | |
| Lump Sums | \$ 15,500,000 | \$ 2,274,159 | \$ 13,225,841 | 14.67% | 85.33% |
| <u>SBE Teacher Certification Institution Fund</u> | | | | | |
| Lump Sums | \$ 2,208,900 | \$ - | \$ 2,208,900 | 0.00% | 100.00% |
| <u>SBE Federal Department of Agriculture Fund</u> | | | | | |
| Personal Services and Related Expenditures | \$ 6,803,400 | \$ 3,556,648 | \$ 3,246,752 | 52.28% | 47.72% |
| Contractual Services | 4,210,500 | 898,026 | 3,312,474 | 21.33% | 78.67% |
| Travel | 400,000 | 190,208 | 209,792 | 47.55% | 52.45% |
| Commodities | 85,000 | 4,772 | 80,228 | 5.61% | 94.39% |
| Printing | 156,300 | 4,125 | 152,175 | 2.64% | 97.36% |
| Equipment | 310,000 | 4,236 | 305,764 | 1.37% | 98.63% |
| Telecommunications | 50,000 | - | 50,000 | 0.00% | 100.00% |
| Sub-total | 12,015,200 | 4,658,015 | 7,357,185 | 38.77% | 61.23% |
| Awards and Grants | 725,000,000 | 438,235,675 | 286,764,325 | 60.45% | 39.55% |
| Total SBE Federal Department of Agriculture Fund | \$ 737,015,200 | \$ 442,893,690 | \$ 294,121,510 | 60.09% | 39.91% |

ILLINOIS STATE BOARD OF EDUCATION
Financial Status Report
July 1, 2013 through March 31, 2014
(Fiscal Year 2014)

| | Appropriation Amount | Expenditures to Date | Unexpended Appropriation | Percentage spent YTD | Percentage Unexpended |
|---|-------------------------|-------------------------|-----------------------------|-------------------------|--------------------------|
| <u>SBE Federal Agency Services Fund</u> | | | | | |
| Personal Services and Related Expenditures | \$ 194,900 | \$ 8,223 | \$ 186,677 | 4.22% | 95.78% |
| Contractual Services | 945,000 | 442 | 944,558 | 0.05% | 99.95% |
| Travel | 30,000 | 3,448 | 26,552 | 11.49% | 88.51% |
| Commodities | 20,000 | - | 20,000 | 0.00% | 100.00% |
| Printing | 700 | - | 700 | 0.00% | 100.00% |
| Equipment | 11,000 | - | 11,000 | 0.00% | 100.00% |
| Telecommunications | 9,000 | - | 9,000 | 0.00% | 100.00% |
| Sub-total | 1,210,600 | 12,113 | 1,198,487 | 1.00% | 99.00% |
| Total SBE Federal Agency Services Fund | \$ 1,210,600 | \$ 12,113 | \$ 1,198,487 | 1.00% | 99.00% |
| <u>SBE Federal Department of Education Fund</u> | | | | | |
| Personal Services and Related Expenditures | \$ 25,209,400 | \$ 10,480,890 | \$ 14,728,510 | 41.58% | 58.42% |
| Contractual Services | 21,370,000 | 4,471,075 | 16,898,925 | 20.92% | 79.08% |
| Travel | 1,600,000 | 343,262 | 1,256,738 | 21.45% | 78.55% |
| Commodities | 305,000 | 26,432 | 278,568 | 8.67% | 91.33% |
| Printing | 341,000 | - | 341,000 | 0.00% | 100.00% |
| Equipment | 679,000 | 13,388 | 665,612 | 1.97% | 98.03% |
| Telecommunications | 400,000 | - | 400,000 | 0.00% | 100.00% |
| Lump Sums | 58,780,300 | 10,879,821 | 47,900,479 | 18.51% | 81.49% |
| Sub-total | 108,684,700 | 26,214,867 | 82,469,833 | 24.12% | 75.88% |
| Awards and Grants | 2,160,500,000 | 636,132,552 | 1,524,367,448 | 29.44% | 70.56% |
| Total SBE Federal Department of Education Fund | \$ 2,269,184,700 | \$ 662,347,419 | \$ 1,606,837,281 | 29.19% | 70.81% |
| <u>Charter Schools Revolving Loan Program Fund</u> | | | | | |
| Awards and Grants | \$ 20,000 | \$ - | \$ 20,000 | 0.00% | 100.00% |
| <u>School Infrastructure Fund</u> | | | | | |
| Lump Sums | \$ 600,000 | \$ 145,650 | \$ 454,350 | 24.27% | 75.73% |

ILLINOIS STATE BOARD OF EDUCATION
Financial Status Report
July 1, 2013 through March 31, 2014
(Fiscal Year 2014)

| | Appropriation Amount | Expenditures to Date | Unexpended Appropriation | Percentage spent YTD | Percentage Unexpended |
|--|-------------------------|-------------------------|-----------------------------|-------------------------|--------------------------|
| <u>School Technology Revolving Loan Program Fund</u> | | | | | |
| Awards and Grants | \$ 5,000,000 | \$ 3,514,625 | \$ 1,485,375 | 70.29% | 29.71% |
| <u>Temporary Relocation Expenses Revolving Grant Fund</u> | | | | | |
| Awards and Grants | \$ 1,400,000 | \$ 398,783 | \$ 1,001,217 | 28.48% | 71.52% |
| <u>Capital Development Fund</u> | | | | | |
| Grants for Educational Purposes | \$ 25,000,000 | \$ - | \$ 25,000,000 | 0.00% | 100.00% |
| <u>School Construction Fund</u> | | | | | |
| Construction Grants | \$ 67,285,147 | \$ 39,183,461 | \$ 28,101,686 | 58.23% | 41.77% |
| <u>Downstate Transit Improvement Fund</u> | | | | | |
| Awards and Grants | \$ 550,000 | \$ 550,000 | \$ - | 100.00% | 0.00% |
| <u>Personal Property Tax Replacement Fund</u> | | | | | |
| Lump Sums | \$ 70,000 | \$ 70,000 | \$ - | 100.00% | 0.00% |
| Awards and Grants | 2,557,490 | 1,739,072 | 818,418 | 68.00% | 32.00% |
| Grants for Educational Purposes | 12,067,510 | 8,517,984 | 3,549,526 | 70.59% | 29.41% |
| Total Personal Property Tax Replacement Fund | \$ 14,695,000 | \$ 10,327,056 | \$ 4,367,944 | 70.28% | 29.72% |
| <u>After School Rescue Fund</u> | | | | | |
| Lump Sums | \$ 200,000 | \$ - | \$ 200,000 | 0.00% | 100.00% |
| <u>State Charter School Commission Fund</u> | | | | | |
| Lump Sums | \$ 600,000 | \$ 271,183 | \$ 328,817 | 45.20% | 54.80% |
| ISBE TOTALS | \$ 9,863,589,933 | \$ 6,040,883,062 | \$ 3,822,706,871 | 61.24% | 38.76% |

ILLINOIS STATE BOARD OF EDUCATION
Combined Financial Status Report
July 1, 2013 through March 31, 2014
(Fiscal Year 2014)

| | Appropriation Amount | Expenditures to Date (Direct) | Federal Indirect Cost Recovery Expenditures | Unexpended Appropriation | Percentage spent YTD | Percentage Unexpended |
|--|-------------------------|----------------------------------|---|-----------------------------|-------------------------|--------------------------|
| <u>All Funds</u> | | | | | | |
| Personal Services and Related Expenditures | \$ 50,034,555 | \$ 25,499,581 | \$ 1,554,255 | \$ 22,980,719 | 50.96% | 45.93% |
| Contractual Services | 33,001,434 | 8,671,029 | 475,934 | 23,854,471 | 26.27% | 72.28% |
| Travel | 2,219,445 | 676,046 | 23,125 | 1,520,274 | 30.46% | 68.50% |
| Commodities | 495,296 | 64,630 | 13,996 | 416,670 | 13.05% | 84.13% |
| Printing | 564,475 | 26,503 | 1,775 | 536,197 | 4.70% | 94.99% |
| Equipment | 1,171,086 | 37,709 | 38,886 | 1,094,491 | 3.22% | 93.46% |
| Telecommunications | 909,743 | 297,239 | 743 | 611,761 | 32.67% | 67.25% |
| Operation of Automotive Equipment | 23,800 | 12,103 | - | 11,697 | 50.85% | 49.15% |
| Lump Sums | 109,026,789 | 34,964,803 | - | 73,078,819 | 32.07% | 67.03% |
| <i>Sub-total</i> | 197,446,622 | 72,358,357 | 2,108,713 | 125,088,265 | 36.65% | 63.35% |
| Awards and Grants | 9,598,858,164 | 5,929,341,244 | - | 3,669,516,920 | 61.77% | 38.23% |
| Construction Grants | 67,285,147 | 39,183,461 | - | 28,101,686 | 58.23% | 41.77% |
| Total All Funds | \$ 9,863,589,933 | \$ 6,038,774,349 | \$ 2,108,713 | \$ 3,822,706,871 | 61.22% | 38.76% |
| <u>General Revenue Fund</u> | | | | | | |
| Personal Services and Related Expenditures | \$ 16,272,600 | \$ 11,453,820 | \$ - | \$ 4,818,780 | 70.39% | 29.61% |
| Contractual Services | 6,000,000 | 3,301,487 | - | 2,698,513 | 55.02% | 44.98% |
| Travel | 166,320 | 139,128 | - | 27,192 | 83.65% | 16.35% |
| Commodities | 71,300 | 33,426 | - | 37,874 | 46.88% | 53.12% |
| Printing | 64,700 | 22,379 | - | 42,322 | 34.59% | 65.41% |
| Equipment | 132,200 | 20,085 | - | 112,115 | 15.19% | 84.81% |
| Telecommunications | 450,000 | 297,239 | - | 152,761 | 66.05% | 33.95% |
| Operation of Automotive Equipment | 23,800 | 12,103 | - | 11,697 | 50.85% | 49.15% |
| Lump Sums | 28,176,302 | 21,550,364 | - | 6,625,938 | 76.48% | 23.52% |
| <i>Sub-total</i> | 51,357,222 | 36,830,030 | - | 14,527,192 | 71.71% | 28.29% |
| Awards and Grants | 2,193,424,904 | 1,586,793,359 | - | 606,631,545 | 72.34% | 27.66% |
| Total General Revenue Fund | \$ 2,244,782,126 | \$ 1,623,623,388 | \$ - | \$ 621,158,738 | 72.33% | 27.67% |
| <u>Other State Funds</u> | | | | | | |
| Lump Sums | \$ 24,178,900 | \$ 4,643,332 | \$ - | \$ 19,535,568 | 19.20% | 80.80% |
| <i>Sub-total</i> | 24,178,900 | 4,643,332 | - | 19,535,568 | 19.20% | 80.80% |
| Awards and Grants | 4,519,933,260 | 3,268,179,658 | - | 1,251,753,602 | 72.31% | 27.69% |
| Construction Grants | 67,285,147 | 39,183,461 | - | 28,101,686 | 58.23% | 41.77% |
| Total Other State Funds | \$ 4,611,397,307 | \$ 3,312,006,451 | \$ - | \$ 1,299,390,856 | 71.82% | 28.18% |
| <u>Federal Funds</u> | | | | | | |
| Personal Services and Related Expenditures | \$ 32,207,700 | \$ 14,045,761 | \$ - | \$ 18,161,939 | 43.61% | 56.39% |
| Contractual Services | 26,525,500 | 5,369,543 | - | 21,155,957 | 20.24% | 79.76% |
| Travel | 2,030,000 | 536,918 | - | 1,493,082 | 26.45% | 73.55% |
| Commodities | 410,000 | 31,204 | - | 378,796 | 7.61% | 92.39% |
| Printing | 498,000 | 4,125 | - | 493,875 | 0.83% | 99.17% |
| Equipment | 1,000,000 | 17,624 | - | 982,376 | 1.76% | 98.24% |
| Telecommunications | 459,000 | - | - | 459,000 | 0.00% | 100.00% |
| Lump Sums | 58,780,300 | 10,879,821 | - | 47,900,479 | 18.51% | 81.49% |
| <i>Sub-total</i> | 121,910,500 | 30,884,995 | - | 91,025,505 | 25.33% | 74.67% |
| Awards and Grants | 2,885,500,000 | 1,074,368,227 | - | 1,811,131,773 | 37.23% | 62.77% |
| Total Federal Funds | \$ 3,007,410,500 | \$ 1,105,253,223 | \$ - | \$ 1,902,157,277 | 36.75% | 63.25% |

ILLINOIS STATE BOARD OF EDUCATION
Awards and Grants Expenditures
July 1, 2013 through March 31, 2014
(Fiscal Year 2014)

| <u><i>General Revenue Fund</i></u> | Appropriation Amount | Expenditures to Date | Unexpended Appropriation | Percentage spent YTD | Percentage Unexpended |
|---|-------------------------|-------------------------|-----------------------------|-------------------------|--------------------------|
| Advanced Placement Classes | \$ 500,000 | \$ 299,455 | \$ 200,545 | 59.89% | 40.11% |
| District Consolidation | 2,500,000 | 2,500,000 | - | 100.00% | 0.00% |
| Agriculture Education | 1,250,000 | 1,094,015 | 155,985 | 87.52% | 12.48% |
| Bilingual Education | 61,381,200 | 17,275,925 | 44,105,275 | 28.15% | 71.85% |
| Vocational Education Career and Technical Education | 38,062,100 | 30,550,817 | 7,511,283 | 80.27% | 19.73% |
| Early Childhood Education | 296,337,400 | 215,940,913 | 80,396,487 | 72.87% | 27.13% |
| Technology for Success | 1,257,553 | 966,042 | 291,511 | 76.82% | 23.18% |
| Autism Training & Technical Assistance | 100,000 | 80,000 | 20,000 | 80.00% | 20.00% |
| Recording for Blind and Dyslexic | 816,600 | 816,600 | - | 100.00% | 0.00% |
| Children's Mental Health Partnership | 300,000 | - | 300,000 | 0.00% | 100.00% |
| Educational Materials Unit | 1,421,100 | 1,000,000 | 421,100 | 70.37% | 29.63% |
| Philip Rock Center Reimbursement | 3,577,800 | 2,977,800 | 600,000 | 83.23% | 16.77% |
| Alternative Education | 6,300,000 | 4,924,100 | 1,375,900 | 78.16% | 21.84% |
| Truant Alternative/Optional Education | 11,500,000 | 9,362,349 | 2,137,651 | 81.41% | 18.59% |
| National Board Certification Reimbursement | 1,000,000 | 97,950 | 902,050 | 9.80% | 90.21% |
| Teach America | 1,000,000 | 1,000,000 | - | 100.00% | 0.00% |
| Special Education-Private Tuition | 218,947,700 | 190,703,453 | 28,244,247 | 87.10% | 12.90% |
| Special Education-Extraordinary | 303,091,700 | 249,444,463 | 53,647,237 | 82.30% | 17.70% |
| Special Education-Personnel | 440,200,000 | 350,769,368 | 89,430,632 | 79.68% | 20.32% |
| Special Education-Orphanage Tuition | 105,000,000 | 65,053,438 | 39,946,562 | 61.96% | 38.04% |
| Transportation-Regular/Vocational | 205,808,900 | 156,363,398 | 49,445,502 | 75.98% | 24.02% |
| Transportation-Special Education | 440,500,000 | 246,065,827 | 194,434,173 | 55.86% | 44.14% |
| Free Lunch/Breakfast | 14,300,000 | 11,392,832 | 2,907,168 | 79.67% | 20.33% |
| Orphanage Tuition | 12,000,000 | 7,104,037 | 4,895,963 | 59.20% | 40.80% |
| Special Education-Summer School | 10,100,000 | 10,100,000 | 0 | 100.00% | 0.00% |
| Lowest Performing Schools | 1,002,300 | 122,000 | 880,300 | 12.17% | 87.83% |
| IL Coalition Immigrant/Refugee Parent Mentor | 1,000,000 | 1,000,000 | - | 100.00% | 0.00% |
| East St. Louis School District | 3,000,000 | 3,000,000 | - | 100.00% | 0.00% |
| Targeted Initiatives | 350,000 | 155,948 | 194,052 | 44.56% | 55.44% |
| Tax Equivalent Grants | 222,600 | 222,600 | - | 100.00% | 0.00% |
| After School Matters | 2,000,000 | 1,000,000 | 1,000,000 | 50.00% | 50.00% |
| Total General Revenue Fund | \$ 2,181,826,953 | \$ 1,581,383,329 | \$ 603,243,079 | 72.48% | 27.65% |

ILLINOIS STATE BOARD OF EDUCATION
Awards and Grants Expenditures
July 1, 2013 through March 31, 2014
(Fiscal Year 2014)

| | Appropriation Amount | Expenditures to Date | Unexpended Appropriation | Percentage spent YTD | Percentage Unexpended |
|---|-------------------------|-------------------------|-----------------------------|-------------------------|--------------------------|
| <u>Education Assistance Fund</u> | | | | | |
| General State Aid | \$ 404,000,000 | \$ - | \$ 404,000,000 | 0.00% | 100.00% |
| Total Education Assistance Fund | \$ 404,000,000 | \$ - | \$ 404,000,000 | 0.00% | 100.00% |
| <u>Common School Fund</u> | | | | | |
| General State Aid | \$ 4,038,198,260 | \$ 3,241,026,160 | \$ 797,172,100 | 80.26% | 19.74% |
| Total Common School Fund | \$ 4,038,198,260 | \$ 3,241,026,160 | \$ 797,172,100 | 80.26% | 19.74% |
| <u>Drivers Education Fund</u> | | | | | |
| Driver Education Grants | \$ 15,000,000 | \$ 11,249,984 | \$ 3,750,016 | 75.00% | 25.00% |
| Total Drivers Education Fund | \$ 15,000,000 | \$ 11,249,984 | \$ 3,750,016 | 75.00% | 25.00% |
| <u>School Dist. Emergency Financial Asst. Fund</u> | | | | | |
| School District Emergency Financial Assistance | \$ 16,140,000 | \$ 1,183,050 | \$ 14,956,950 | 7.33% | 92.67% |
| Total School Dist. Emergency Fin. Asst. Fund | \$ 16,140,000 | \$ 1,183,050 | \$ 14,956,950 | 7.33% | 92.67% |
| <u>SBE Special Purpose Trust Fund</u> | | | | | |
| Lump Sums | \$ 165,000 | \$ 156,971 | \$ 8,029 | 95.13% | 4.87% |
| Total SBE Special Purpose Trust Fund | \$ 165,000 | \$ 156,971 | \$ 8,029 | 95.13% | 4.87% |
| <u>SBE Federal Department of Agriculture Fund</u> | | | | | |
| Federal Nutrition Programs | \$ 725,000,000 | \$ 438,235,675 | \$ 286,764,325 | 60.45% | 39.55% |
| Total SBE Federal Department of Agriculture Fund | \$ 725,000,000 | \$ 438,235,675 | \$ 286,764,325 | 60.45% | 39.55% |

ILLINOIS STATE BOARD OF EDUCATION
Awards and Grants Expenditures
July 1, 2013 through March 31, 2014
(Fiscal Year 2014)

| | Appropriation Amount | Expenditures to Date | Unexpended Appropriation | Percentage spent YTD | Percentage Unexpended |
|---|-------------------------|-------------------------|-----------------------------|-------------------------|--------------------------|
| <u>SBE Federal Department of Education Fund</u> | | | | | |
| Title VI Rural and Low Income Students | \$ 2,000,000 | \$ 397,384 | \$ 1,602,616 | 19.87% | 80.13% |
| Race to the Top | 15,672,000 | 3,532,514 | 12,139,486 | 22.54% | 77.46% |
| Title III - English Language Acquisition | 45,250,000 | 13,114,158 | 32,135,842 | 28.98% | 71.02% |
| Early Learning Challenge | 612,000 | - | 612,000 | 0.00% | 100.00% |
| Charter Schools | 9,000,000 | - | 9,000,000 | 0.00% | 100.00% |
| Advanced Placement Fee | 3,000,000 | 2,191,745 | 808,255 | 73.06% | 26.94% |
| Title I - Basic | 930,000,000 | 255,050,882 | 674,949,118 | 27.42% | 72.58% |
| Title IV - 21st Century/Community Service | 74,000,000 | 25,499,417 | 48,500,583 | 34.46% | 65.54% |
| Title II - Teacher Quality | 157,000,000 | 36,515,451 | 120,484,549 | 23.26% | 76.74% |
| Title II - Math/Science Partnerships | 14,000,000 | 2,138,833 | 11,861,167 | 15.28% | 84.72% |
| Title X - McKinney Homeless | 5,000,000 | 774,973 | 4,225,027 | 15.50% | 84.50% |
| Longitudinal Data Systems | 59,700 | - | 59,700 | 0.00% | 100.00% |
| IDEA - Preschool | 25,000,000 | 8,297,606 | 16,702,394 | 33.19% | 66.81% |
| IDEA - Improvement | 4,350,000 | 1,129,521 | 3,220,479 | 25.97% | 74.03% |
| IDEA | 700,000,000 | 244,056,513 | 455,943,487 | 34.87% | 65.13% |
| IDEA - Deaf/Blind | 500,000 | 201,221 | 298,779 | 40.24% | 59.76% |
| Career and Technical Education - Basic Perkins | 55,000,000 | 21,016,354 | 33,983,646 | 38.21% | 61.79% |
| Special Federal Congressional Initiatives | 5,000,000 | - | 5,000,000 | 0.00% | 100.00% |
| Title I ARRA | 31,732,000 | - | 31,732,000 | 0.00% | 100.00% |
| Title I ARRA School Improvement | 41,668,000 | 18,590,807 | 23,077,193 | 44.62% | 55.38% |
| Total SBE Federal Department of Education Fund | \$ 2,118,843,700 | \$ 632,507,380 | \$ 1,486,336,320 | 29.85% | 70.15% |
| <u>Charter Schools Revolving Loan Program Fund</u> | | | | | |
| Charter Schools Revolving Loans | \$ 20,000 | \$ - | \$ 20,000 | 0.00% | 100.00% |
| Total Charter Schools Rev. Loan Program Fund | \$ 20,000 | \$ - | \$ 20,000 | 0.00% | 100.00% |

ILLINOIS STATE BOARD OF EDUCATION
Awards and Grants Expenditures
July 1, 2013 through March 31, 2014
(Fiscal Year 2014)

| | Appropriation Amount | Expenditures to Date | Unexpended Appropriation | Percentage spent YTD | Percentage Unexpended |
|--|-------------------------|-------------------------|-----------------------------|-------------------------|--------------------------|
| <u>School Technology Revolving Loan Program Fund</u> | | | | | |
| School Technology Revolving Loans | \$ 5,000,000 | \$ 3,514,625 | \$ 1,485,375 | 70.29% | 29.71% |
| Total School Technology Rev. Loan Program Fund | \$ 5,000,000 | \$ 3,514,625 | \$ 1,485,375 | 70.29% | 29.71% |
| <u>Temporary Relocation Expenses Revolving Grant Fund</u> | | | | | |
| Temporary Relocation Revolving Loans/Grants | \$ 1,400,000 | \$ 398,783 | \$ 1,001,217 | 28.48% | 71.52% |
| Total Temporary Relocation Exp. Rev. Grant Fund | \$ 1,400,000 | \$ 398,783 | \$ 1,001,217 | 28.48% | 71.52% |
| <u>Capital Development Fund</u> | | | | | |
| Grants for Educational Purposes | \$ 25,000,000 | \$ - | \$ 25,000,000 | 0.00% | 100.00% |
| Total Capital Development Fund | \$ 25,000,000 | \$ - | \$ 25,000,000 | 0.00% | 100.00% |
| <u>School Construction Fund</u> | | | | | |
| Construction Grants | \$ 67,285,147 | \$ 39,183,461 | \$ 28,101,686 | 58.23% | 41.77% |
| Total School Construction Fund | \$ 67,285,147 | \$ 39,183,461 | \$ 28,101,686 | 58.23% | 41.77% |
| <u>Downstate Transit Improvement Fund</u> | | | | | |
| Awards and Grants, Lump Sum | \$ 550,000 | \$ 550,000 | \$ - | 100.00% | 0.00% |
| Total Downstate Transit Improvement Fund | \$ 550,000 | \$ 550,000 | \$ - | 100.00% | 0.00% |

ILLINOIS STATE BOARD OF EDUCATION
Awards and Grants Expenditures
July 1, 2013 through March 31, 2014
(Fiscal Year 2014)

| | Appropriation Amount | Expenditures to Date | Unexpended Appropriation | Percentage spent YTD | Percentage Unexpended |
|--|-------------------------|-------------------------|-----------------------------|-------------------------|--------------------------|
| <u>Personal Property Tax Replacement Fund</u> | | | | | |
| Lump Sums | \$ 70,000 | \$ 70,000 | \$ - | 100.00% | 0.00% |
| Awards and Grants, Lump Sums | 2,225,000 | 1,739,072 | 485,928 | 78.16% | 21.84% |
| Grants for Educational Purposes | 12,400,000 | 8,517,984 | 3,882,016 | 68.69% | 31.31% |
| Total Personal Property Tax Replacement Fund | \$ 14,695,000 | \$ 10,327,056 | \$ 4,367,944 | 70.28% | 29.72% |
| <u>After School Rescue Fund</u> | | | | | |
| Lump Sums | \$ 200,000 | \$ - | \$ 200,000 | 0.00% | 100.00% |
| Total After School Rescue Fund | \$ 200,000 | \$ - | \$ 200,000 | 0.00% | 100.00% |
| TOTAL AWARDS AND GRANTS - ALL FUNDS | \$ 9,613,324,060 | \$ 5,959,716,474 | \$ 3,656,407,041 | 61.99% | 38.03% |

**ILLINOIS STATE BOARD OF EDUCATION
FINANCIAL STATUS REPORT - 07/01/2013 THROUGH 3/31/2014
FY2014**

| | <u>Funded Amount</u> | <u>Expended Year to Date</u> | <u>% Spent Year to Date</u> | <u>March Expenditures</u> | <u>Description</u> |
|---------------------------------|----------------------|------------------------------|-----------------------------|---------------------------|---|
| Personal Services and Related | 56,055.1 | 30,018.8 | 53.6% | 3,105.6 | Salaries & Benefits |
| Contractual Services | 182,753.7 | 48,308.4 | 26.4% | 6,968.1 | Agency Contracts (see below); Non-Employee Travel; Conferences; Registration Fees |
| Travel | 2,542.8 | 780.3 | 30.7% | 108.3 | Staff Travel |
| Commodities | 737.6 | 80.9 | 11.0% | 11.5 | Supplies; Books |
| Printing | 766.6 | 31.4 | 4.1% | 0.0 | Agency Printing |
| Equipment | 1,276.5 | 79.8 | 6.3% | 0.6 | Computers; Printers; Furniture |
| Telecommunications | 1,027.3 | 301.6 | 29.4% | 45.0 | Telecommunications Expenses |
| Auto Operations | 23.8 | 12.1 | 50.8% | 1.7 | Operation of Agency Autos |
| Prompt Payment Act | 67.9 | 51.6 | 0.0% | 15.3 | Prompt Payment |
| Refunds | 14.7 | 1.5 | 10.2% | 0.0 | Refunds |
| Temp. Relocation Revolving Fund | 1,500.0 | 1,500.0 | 100.0% | 0.0 | Interfund Cash Transfer |
| Grants | 9,524,538.8 | 5,920,533.2 | 62.2% | 912,054.9 | See Detail Below |
| School Construction Grants | 92,285.1 | 39,183.5 | 42.5% | 7,731.5 | School Construction Funds |
| TOTAL | 9,863,589.9 | 6,040,883.1 | | 930,042.5 | |

| | <u>Funded Amount</u> | <u>Expended Year to Date</u> | <u>% Spent Year to Date</u> | <u>March Expenditures</u> | <u>Description</u> |
|------------------------------------|----------------------|------------------------------|-----------------------------|---------------------------|---|
| Agency Contracts Breakdown: | | | | | |
| <u>Human Resources</u> | | | | | |
| Schuyler Roche & Chrisham | | | | | Arbitration matters |
| GRF | 200.0 | 189.5 | 94.8% | 0.0 | |
| <u>Administrative Services</u> | | | | | |
| Alzina | | | | | Building lease in Springfield |
| GRF | 1,221.9 | 951.8 | 77.9% | 95.2 | |
| Other State | 367.6 | 286.4 | 77.9% | 28.6 | |
| Federal | 750.5 | 584.7 | 77.9% | 58.5 | |
| Facilities Management | | | | | |
| GRF | 126.9 | 84.2 | 66.4% | 10.7 | Rent for Chicago Office, Thompson Center |
| Other State | 3.9 | 2.6 | 68.2% | 0.3 | |
| Federal | 177.6 | 117.6 | 66.2% | 15.0 | |
| Xerox Corporation | | | | | Will supply copier maintenance and repair to ISBE's XEROX machines. |
| GRF | 92.5 | 68.6 | 74.2% | 13.1 | |
| Other State | 92.5 | 0.0 | 0.0% | 0.0 | |
| Xerox Corporation | | | | | Will supply copier maintenance and repair to ISBE's XEROX machines. |
| GRF | 30.8 | 0.0 | 0.0% | 0.0 | |
| Other State | 30.8 | 0.0 | 0.0% | 0.0 | |
| <u>General Counsel/Legal</u> | | | | | |
| 5 Impartial Hearing Officers | | | | | Teacher Dismissal Hearing Officers |
| GRF | 24.2 | 5.4 | 22.2% | 0.0 | |
| Laner Muchin Ltd | | | | | Prosecution of Educator misconduct cases and any other cases ISBE may request |

| | <u>Funded Amount</u> | <u>Expended Year to Date</u> | <u>% Spent Year to Date</u> | <u>March Expenditures</u> | <u>Description</u> |
|---|--------------------------|--------------------------------------|-------------------------------------|-------------------------------|--|
| GRF | 250.0 | 15.5 | 6.2% | 6.1 | |
| ADR International, LLC | | | | | Pursuant to PA97-8 will provide training to hearing officers to enable them to preside over tenured teacher dismissal hearings across the State of Illinois. |
| GRF | 75.0 | 37.5 | 50.0% | 0.0 | |
| Hazel Crest SD #152.5 | | | | | To pay for the settlement agreement with Innovation Modular Solutions (IMS) and to pay the District attorney's fees. |
| Other State | 1,200.0 | 1,183.1 | 98.6% | 583.1 | |
| <u>Information Technology</u> | | | | | |
| Levi Ray & Shoup Inc | | | | | One Programmer/Analyst to assist in the further development and continuation of the Web-based Illinois Nutrition System (WINS). |
| Federal | 122.4 | 81.0 | 66.2% | 9.0 | |
| Marucco Stoddard, Ferenbach & Walsh (MSF&W) | | | | | One lead programmer for Child Nutrition (CNS), Claim Entry System (ACES) and LAN based Child Nutrition System - MY11213 |
| Federal | 162.3 | 91.7 | 56.5% | 11.0 | |
| Ashbaugh & Associates | | | | | Two programmers for the Special Education Data System - MY11214 |
| Federal | 312.7 | 163.2 | 52.2% | 19.3 | |
| Lead IT | | | | | One programmer for Child Nutrition (CNS), Claim Entry System (ACES) and LAN based Child Nutrition System - MY11212 |
| Federal | 129.5 | 73.2 | 56.6% | 8.7 | |
| Ashbaugh & Associates | | | | | Two programmers for Child Nutrition (CNS), Claim Entry System (ACES) and LAN based Child Nutrition System - MY11211 |
| Federal | 326.7 | 184.2 | 56.4% | 17.2 | |
| Utilistar | | | | | Data analysis and reporting for Supplemental Education Services |
| Federal | 49.9 | 0.0 | 0.0% | 0.0 | |
| Ashbaugh & Associates | | | | | Programmer for Teacher Certification Information System and Educator Certification System MY09212 |
| Other State | 162.3 | 113.9 | 70.1% | 13.5 | |
| Capitol Strategies Inc | | | | | Two Programmers for Child Nutrition System - MY08212 |
| Federal | 324.7 | 222.6 | 68.6% | 24.6 | |
| IBM | | | | | Ongoing maintenance for the Statewide Student Information System |
| GRF | 750.0 | 750.0 | 100.0% | 0.0 | |
| Other State | 350.0 | 0.0 | 0.0% | 0.0 | |
| Federal | 600.0 | 383.3 | 63.9% | 141.7 | |
| Capitol Strategies Consulting | | | | | Continued development and maintenance of the entity profile system; assist staff in interfacing ISBE's current applications with EPS, implement enhancement requests and provide support, update user manuals and system documentation of the entity system. |
| GRF | 155.4 | 40.0 | 25.7% | 5.8 | |
| <u>College and Career Readiness</u> | | | | | |
| Sangamon County ROE | | | | | Staff support for Illinois Mathematics and Science Partnership Program and Enhancing Education Through Technology as well as other statewide initiatives |
| Federal | 70.0 | 35.0 | 50.0% | 17.5 | |
| EvalSolutions | | | | | Will provide external evaluation for Illinois Mathematics and Science Partnerships Program |
| Federal | 63.5 | 63.5 | 100.0% | 0.0 | |
| University of Illinois | | | | | Will support the implementation and continuous improvement of the pathways initiative, including the STEM POS and Learning Exchanges. |

| | <u>Funded Amount</u> | <u>Expended Year to Date</u> | <u>% Spent Year to Date</u> | <u>March Expenditures</u> | <u>Description</u> |
|---------------------------------------|--------------------------|--------------------------------------|-------------------------------------|-------------------------------|---|
| Federal | 291.8 | 145.9 | 50.0% | 0.0 | |
| Illinois Foundation FFA | | | | | Will establish a governance structure in which the Lead Entity will serve as administrative and fiscal agent of the Agriculture Learning Exchange. |
| Federal | 173.7 | 130.3 | 75.0% | 86.9 | |
| Illinois Science and Technology Inst. | | | | | Will establish a governance structure in which the Lead Entity will serve as administrative and fiscal agent of the Research and Development Learning Exchange. |
| Federal | 222.9 | 111.5 | 50.0% | 55.7 | |
| Illinois Manufacturers' Association | | | | | Will establish a governance structure in which the Lead Entity will serve as administrative and fiscal agent of the Manufacturing Learning Exchange. |
| Federal | 245.0 | 61.3 | 25.0% | 0.0 | |
| Illinois Community College Board | | | | | Will perform services related to the STEM College and Career Readiness project (CCR), which will support the implementation of programs of study by connecting remedial education to programs of study efforts |
| Federal | 456.6 | 68.4 | 15.0% | 23.9 | |
| Comptia Workforce Development | | | | | Will establish a governance structure in which the Lead Entity will serve as administrative and fiscal agent of the Information Technology Learning Exchange. |
| Federal | 150.0 | 37.5 | 25.0% | 0.0 | |
| University of Illinois | | | | | Will establish a governance structure in which the Lead Entity will serve as administrative and fiscal agent of the Health Science Learning Exchange. |
| Federal | 159.2 | 79.6 | 50.0% | 0.0 | |
| Southwestern Ed. Dev. Corp | | | | | Will assist ISBE with state sponsored technical assistance workshops and professional development for 21st CCLC grantees. |
| Federal | 599.2 | 400.0 | 66.8% | 50.0 | |
| Illinois Community College Board | | | | | Will provide support for Common Core State Standards implementation by supporting local curriculum alignment meetings in English Language Arts and Math at each state Community College. |
| Federal | 210.4 | 105.5 | 50.1% | 5.5 | |
| Sangamon County ROE | | | | | Will provide staff assistance to review budgets for 21st CCLC and other grants as needed. Will provide monitors and advisors for 21st CCLC grantees and site visits. |
| Federal | 65.0 | 21.0 | 32.3% | 0.0 | |
| Illinois Board of Higher Education | | | | | Will focus on advancement of the implementation and alignment of Common Core State Standards across secondary and post secondary curricula through the development of a regional consortia of universities, community colleges and high schools through outreach. |
| Federal | 138.2 | 120.7 | 87.3% | 0.0 | |
| Illinois State University | | | | | Will convene and facilitate the work of multi-state teams to support common core statewide implementation planning. Provide leadership and coordination of the Partnership for the Assessment Readiness for College and Career (PARCC) Educator Leader Core. |
| Federal | 1,064.4 | 344.8 | 32.4% | 89.9 | |
| Education Development Center | | | | | Will evaluate the implementation of the 21st CCLC Program in Illinois by measuring how well ISBE and its sub grantees are meeting established program goal and the seven statewide objectives in ISBE's 21st CCLC plan to ED. |
| Federal | 207.2 | 106.2 | 51.3% | 0.0 | |

| | <u>Funded Amount</u> | <u>Expended Year to Date</u> | <u>% Spent Year to Date</u> | <u>March Expenditures</u> | <u>Description</u> |
|---|----------------------|------------------------------|-----------------------------|---------------------------|--|
| Illinois Board of Higher Education | | | | | Will establish further the advancement and alignment of Common Core Standards across secondary and post-secondary curricula through the development of a regional consortia comprised of universities, community colleges and high schools through outreach and workshops. Will align the Common Core Standards to educator preparation programs through professional development opportunities for Illinois' two and four year public and private institutions. |
| Federal | 150.0 | 0.0 | 0.0% | 0.0 | |
| <u>Early Childhood</u> | | | | | |
| National Louis University | | | | | Third party monitoring of Early Childhood Block Grant Programs |
| GRF | 852.9 | 426.5 | 50.0% | 0.0 | |
| IL Department of Human Services | | | | | Gateways to Opportunities Scholarship Program for Early Childhood |
| GRF | 500.0 | 500.0 | 100.0% | 0.0 | |
| WestEd | | | | | Contractor will develop the Illinois Kindergarten Individual Development Survey |
| GRF | 1,523.3 | 761.6 | 50.0% | 0.0 | |
| IL Department of Human Services | | | | | ISBE is the fiscal agent for RTT-ELC funds. This agreement will give ISBE the authority to transfer funds to the Illinois Department of Human Services to comply with the terms of the state's RTT-ELC application. |
| Federal | 6,086.8 | 3,144.8 | 51.7% | 292.8 | |
| Northern Illinois University | | | | | Will provided services to ISBE and the Governor's Office of Early Childhood Development (OECD) to support OECD's implementation of the State's Race to the Top Early Learning Challenge Grant. |
| Federal | 174.9 | 105.0 | 60.0% | 17.5 | |
| WestEd | | | | | Will develop an online Inter Rater Agreement System for the KIDS assessment. |
| Federal | 304.7 | 152.4 | 50.0% | 0.0 | |
| IL Department of Children and Family Services | | | | | DCFS will provide professional services to advance in the development of weighting (risk assessment) and key indicator systems for child day care licensing. |
| Federal | 200.0 | 50.0 | 25.0% | 0.0 | |
| <u>English Language Learning</u> | | | | | |
| Illinois Resource Center | | | | | Statewide professional development |
| GRF | 1,786.6 | 595.5 | 33.3% | 198.5 | |
| Federal | 125.0 | 0.0 | 0.0% | 0.0 | |
| Illinois Migrant Council | | | | | Support & technical assistance to the Migrant Education Program |
| Federal | 81.8 | 81.8 | 100.0% | 0.0 | |
| University of Wisconsin | | | | | Will create academic Spanish language development standards for grades PreK-12 and develop technology mediated assessments for grades PreK-12 |
| Federal | 919.1 | 295.9 | 32.2% | 56.4 | |
| Illinois Migrant Council | | | | | Support & technical assistance to the Migrant Education Program |
| Federal | 491.7 | 295.0 | 60.0% | 49.2 | |
| <u>Special Education Services</u> | | | | | |
| 10 Hearing Officers | | | | | Impartial Hearing Officers in the local-level - Section 14-8.02 of the School Code |
| Federal | 420.5 | 313.7 | 74.6% | 51.3 | |
| 9 Mediation Officers | | | | | Special Education mediation services |
| Federal | 90.0 | 54.2 | 60.2% | 2.6 | |
| ROE # 20 | | | | | Harrisburg Project - Manage software for special education districts and co-ops |
| Federal | 709.4 | 532.1 | 75.0% | 59.1 | |
| Measurement Incorporated | | | | | Special Education parent survey |

| | <u>Funded Amount</u> | <u>Expended Year to Date</u> | <u>% Spent Year to Date</u> | <u>March Expenditures</u> | <u>Description</u> |
|--------------------------------|--------------------------|--------------------------------------|-------------------------------------|-------------------------------|--|
| Federal | 65.0 | 21.7 | 33.4% | 0.0 | |
| Capitol Strategies Consulting | | | | | Maintain Special Education Database System |
| Federal | 155.8 | 86.3 | 55.4% | 13.3 | |
| Illinois State University | | | | | Evaluation services for the 5 year State Personnel Development Grant |
| Federal | 150.0 | 100.0 | 66.7% | 12.5 | |
| Peoria County ROE | | | | | Administer, plan and implement the IL Virtual School (IVS) Program |
| GRF | 1,200.0 | 1,050.0 | 87.5% | 100.0 | |
| Federal | 250.0 | 0.0 | 0.0% | 0.0 | |
| Special Education Solutions | | | | | Training and on-going staff development for Due Process Hearing Officers |
| Federal | 134.7 | 83.1 | 61.7% | 10.4 | |
| Waterloo CUSD 5 | | | | | School Technology Loan Agreement |
| Other State | 300.1 | 300.1 | 100.0% | 0.0 | |
| Sycamore CUSD 427 | | | | | School Technology Loan Agreement |
| Other State | 402.7 | 402.7 | 100.0% | 0.0 | |
| Marengo-Union ECSD 165 | | | | | School Technology Loan Agreement |
| Other State | 159.3 | 159.3 | 100.0% | 0.0 | |
| Forestville Valley CUSD 221 | | | | | School Technology Loan Agreement |
| Other State | 112.8 | 112.8 | 100.0% | 0.0 | |
| Casey-Westfield CUSD 4C | | | | | School Technology Loan Agreement |
| Other State | 117.7 | 117.7 | 100.0% | 0.0 | |
| COMMUNITY UNIT SCHOOL DIST 200 | | | | | School Technology Loan Agreement |
| Other State | 325.0 | 325.0 | 100.0% | 0.0 | |
| LAMOILLE CUSD 303 | | | | | School Technology Loan Agreement |
| Other State | 53.2 | 53.2 | 100.0% | 0.0 | |
| RIVER TRAILS SD 26 | | | | | School Technology Loan Agreement |
| Other State | 219.4 | 219.4 | 100.0% | 0.0 | |
| COMMUNITY UNIT SCHOOL DIST 2 | | | | | School Technology Loan Agreement |
| Other State | 178.0 | 178.0 | 100.0% | 0.0 | |
| HINCKLEY BIG ROCK CUSD 429 | | | | | School Technology Loan Agreement |
| Other State | 97.6 | 97.6 | 100.0% | 0.0 | |
| WINNEBAGO CUSD 323 | | | | | School Technology Loan Agreement |
| Other State | 165.1 | 165.1 | 100.0% | 0.0 | |
| ROCKDALE SD 84 | | | | | School Technology Loan Agreement |
| Other State | 64.5 | 64.5 | 100.0% | 0.0 | |
| SANDWICH CUSD 430 | | | | | School Technology Loan Agreement |
| Other State | 238.8 | 238.8 | 100.0% | 0.0 | |
| PEORIA HEIGHTS CUSD 325 | | | | | School Technology Loan Agreement |
| Other State | 100.0 | 100.0 | 100.0% | 0.0 | |
| LOCKPORT SD 91 | | | | | School Technology Loan Agreement |
| Other State | 125.8 | 125.8 | 100.0% | 0.0 | |
| CLAY CITY CUSD 10 | | | | | School Technology Loan Agreement |
| Other State | 56.7 | 56.7 | 100.0% | 0.0 | |
| LEMONT-BROMBEREK CSD 113A | | | | | School Technology Loan Agreement |
| Other State | 366.4 | 366.4 | 100.0% | 0.0 | |
| BLUFORD GRADE SCHOOL 114 | | | | | School Technology Loan Agreement |
| Other State | 50.0 | 50.0 | 100.0% | 0.0 | |
| MUNDELEIN COUNTY OF LAKE | | | | | School Technology Loan Agreement |
| Other State | 265.5 | 265.5 | 100.0% | 265.5 | |

| | <u>Funded Amount</u> | <u>Expended Year to Date</u> | <u>% Spent Year to Date</u> | <u>March Expenditures</u> | <u>Description</u> |
|---|------------------------------|------------------------------|-----------------------------|---------------------------|---|
| <u>Innovation and Improvement</u> | | | | | |
| University of Memphis Federal | 154.5 | 76.9 | 49.8% | 0.0 | Evaluation of the effectiveness of providers for Supplemental Education Services |
| <u>Assessment</u> | | | | | |
| NCS Pearson (Harcourt) GRF Federal | 6,795.1 6,853.2 | 6,795.1 2,692.7 | 100.0% 39.3% | 0.0 0.0 | Implement the Illinois Standards Achievement Test (ISAT) and state assessment and accountability requirements- MY07645 |
| NCS Pearson (Harcourt) GRF Federal | 2,505.0 2,007.8 | 2,505.0 763.3 | 100.0% 38.0% | 0.0 363.1 | Development of the Illinois Standards Achievement Test- MY05647 |
| NCS Pearson, Inc. Federal | 2,902.8 | 2,177.1 | 75.0% | 241.9 | IAA Test Development (MY066410) |
| Wisconsin University - WIDA GRF | 5,032.9 | 3,249.1 | 64.6% | 0.0 | Title III Requirements for the ACCESS test (English Language Learning). Validated through |
| American College Testing GRF Other State Federal | 12,687.0 865.8 3,314.9 | 8,578.9 0.0 1,316.1 | 67.6% 0.0% 39.7% | 2,458.3 0.0 1,316.1 | Administration of the Prairie State Achievement Exam (PSAE) |
| Harte-Hanks Federal | 379.0 | 155.8 | 41.1% | 0.0 | Will provide evaluation and review of vendor services to ensure the quality and accuracy of all Illinois' assessments |
| Danny Long Federal GRF | 117.0 10.0 | 82.9 2.2 | 70.8% 22.0% | 9.8 0.0 | Will serve as the Partnership for Assessment of Readiness for College and Careers (PARCC) Coordinator. |
| Wesley D. Bruce Other State | 91.5 | 46.2 | 50.4% | 10.0 | Will provide professional consultation and management services relating to ISBE and Partnership Assessment of Readiness for College Careers (PARCC) assessment accountability, and develop a technology plan for the implementation of PARCC. |
| <u>System of Support and District Intervention</u> | | | | | |
| Macon Piatt ROE #39 Federal | 137.6 | 91.7 | 66.7% | 11.5 | Will support the consistent design and delivery of state professional development modules, materials and workshops through the statewide system in the areas of Math, Reading/Language Arts, Assessment/Data, Social Emotional Learning and Parent Involvement. |
| American Institutes for Research Federal | 13,879.0 | 5,000.0 | 36.0% | 0.0 | Will direct and support the work of the Statewide System of Support (SSOS) in establishing programs and processes based on scientifically-based research and best practices. |
| Northern Illinois University GRF Federal | 993.8 472.0 | 732.9 0.0 | 73.7% 0.0% | 0.0 0.0 | Refinement and maintenance of the IIRC and the development of a consolidated SIP/DIP/TIP and the Race to the Top Phase Three |
| Academic Development, Inc. | | | | | Technical assistance to schools/districts in developing evaluations for the content and effectiveness of the parental involvement policy activities and programs for improving the academic quality of schools through the spread of internet technology |

| | <u>Funded Amount</u> | <u>Expended Year to Date</u> | <u>% Spent Year to Date</u> | <u>March Expenditures</u> | <u>Description</u> |
|-----------------------------------|--------------------------|--------------------------------------|-------------------------------------|-------------------------------|--|
| Federal | 100.7 | 50.4 | 50.0% | 0.0 | |
| Sangamon County ROE #51 | | | | | Will provide staff assistance to review budgets for school improvement 1003(a) and 1003(g) and other grants as needed. To provide monitors and advisors for School Improvement 1003(g) and System of Support and technical assistance. |
| Federal | 100.0 | 20.0 | 20.0% | 10.0 | |
| Champaign-Ford ROE#9 | | | | | Will provide resources, stipends and travel for committee members to develop a math curriculum models project focused on middle and high schools which can be adopted or adapted for each school if needed to implement. |
| Federal | 509.3 | 359.3 | 70.5% | 350.0 | |
| <u>Educator Licensure</u> | | | | | |
| Hupp Information Technologies | | | | | Redesign of the TCIS TSR Systems |
| Other State | 1,092.4 | 0.0 | 0.0% | 0.0 | |
| Illinois State University | | | | | Coordinate work to support of the National Board of Professional Teaching Standards to serve schools |
| Federal | 350.2 | 119.6 | 34.2% | 0.0 | |
| <u>Preparation and Evaluation</u> | | | | | |
| 3 Hearing Officers | | | | | Certification Revocation Hearing Officers |
| Other State | 179.9 | 8.9 | 5.0% | 1.3 | |
| American Institutes for Research | | | | | Will provide a work plan that lays out strategic timelines and outcomes to be completed monthly through 6/30/13, in order to fulfill the short term and long term goals of PEAC |
| Federal | 95.6 | 63.7 | 66.7% | 31.9 | |
| Westat | | | | | Will serve as the entity to conduct the PERA Research Based Study. |
| Federal | 471.3 | 353.5 | 75.0% | 0.0 | |
| <u>Chief Performance Officer</u> | | | | | |
| IL Board of Higher Education | | | | | Integrate infrastructure and data systems of IBHE and ISBE for IL Longitudinal Data System |
| Federal | 107.7 | 96.5 | 89.6% | 8.9 | |
| IL Board of Higher Education | | | | | IL Longitudinal Data System Status Reports |
| Federal | 430.4 | 15.2 | 3.5% | 0.0 | |
| MSF&W | | | | | Co-project manager for the Illinois Longitudinal Data System (ILDS) |
| Federal | 182.5 | 126.9 | 69.5% | 14.3 | |
| Illinois Community College Board | | | | | Funding for ICCB to perform certain services related to the State Longitudinal Data System ARRA Grant |
| Federal | 700.0 | 127.0 | 18.1% | 17.5 | |
| Northern Illinois University | | | | | NIU will update the Illinois Interactive Report card to implement to new state report card per Public Act 097-0671. |
| Federal | 190.0 | 190.0 | 100.0% | 0.0 | |
| Diversified Services Network | | | | | Time and materials contract for one business analyst for the Illinois Longitudinal Data System. |
| Federal | 175.3 | 94.7 | 54.0% | 13.9 | |
| 22nd Century Technologies Inc | | | | | Time and materials contract for one business analyst for the Illinois Longitudinal Data System. |
| Federal | 133.5 | 45.3 | 33.9% | 0.0 | |
| Paradigm Solutions Inc | | | | | Time and materials contract for two programmer analysts for the Illinois Longitudinal Data System. |

| | <u>Funded Amount</u> | <u>Expended Year to Date</u> | <u>% Spent Year to Date</u> | <u>March Expenditures</u> | <u>Description</u> |
|--------------------------------|--------------------------|--------------------------------------|-------------------------------------|-------------------------------|---|
| Federal | 396.4 | 172.7 | 43.6% | 15.9 | |
| MSF&W | | | | | Will implement a knowledge management system for ISBE as part of the Longitudinal Data System project. |
| Federal | 174.1 | 143.1 | 82.2% | 8.7 | |
| Champaign-Ford ROE #9 | | | | | Will perform the services required to complete the LEA Support and Regional Capacity project as detailed in the Race to the Top grant. |
| | 160.0 | 0.0 | 0.0% | 0.0 | |
| IlliniCloud | | | | | Will provide professional development services to train personnel in Race to the Top participating in LEAS to implement and use the Illinois Shared Learning Environment (ISLE). Will provide technical training for teachers, district technical staff, and administrators. Will perform content tagging that will enable digital content to be searchable through ISLE applications and accessible for teachers using ISLE. |
| Federal | 515.8 | 162.9 | 31.6% | 0.0 | |
| National Student Clearinghouse | | | | | Purchase of National Student Clearinghouse data which will report the enrollment and progress of Illinois high school graduates who have matriculated to post secondary institutions within the United States. |
| Federal | 182.8 | 182.8 | 100.0% | 0.0 | |
| UChicago Impact, LLC | | | | | Will develop and administer a statewide Survey of Learning Conditions as required by Section 2-3.153 of the School Code (105ILCS5/2-3.153). |
| GRF | 133.4 | 78.0 | 58.5% | 78.0 | |
| Federal | 256.6 | 0.0 | 0.0% | 0.0 | |
| Northern Illinois University | | | | | Will provide services to support the startup activities of an ILDS multi-agency governance framework. |
| Federal | 85.7 | 42.8 | 50.0% | 34.3 | |
| IBM | | | | | Will construct the ISBE Data Warehouse, a key component of the Illinois Longitudinal Data System (ILDS). Will be responsible for a scope of work that includes building the warehouse and all associated components. |
| Federal | 1,800.0 | 500.0 | 27.8% | 250.0 | |
| Capitol Strategies Consulting | | | | | A data analyst will meet project needs for The Center for Performance including will generate ad hoc reports and data analysis in support of the division of Early Childhood and will also produce data submissions for the EDEN/EDFacts system. |
| GRF | 85.0 | 16.5 | 19.4% | 16.5 | |
| Other State | 80.3 | 0.0 | 0.0% | 0.0 | |
| Southern Illinois University | | | | | Will conduct a study of how Illinois school districts are using the 5Essentials Survey Data for school improvement. The study will provide guidance to the agency on the effectiveness of its Survey for Learning Conditions program and on refinements needed for future implementation. |
| Federal | 79.4 | 0.0 | 0.0% | 0.0 | |
| <u>Fiscal and Procurement</u> | | | | | |
| Crowe Horwath | | | | | Will follow the agency procedures for GAAP reports and the IOC's SAMS chapter 27 procedures to assist staff in extracting and compiling data from the Agency's Internal Accounting System for the purpose of converting accounting information from cash basis GAAP reporting |
| GRF | 98.0 | 55.4 | 56.6% | 0.0 | |
| Multilingual Connections | | | | | Translation of documents from English to other languages |
| Federal | 71.0 | 4.9 | 6.8% | 0.0 | |
| Other State | 1.3 | 1.3 | 100.0% | 0.0 | |
| GRF | 1.2 | 1.2 | 100.0% | 0.0 | |

| | <u>Funded Amount</u> | <u>Expended Year to Date</u> | <u>% Spent Year to Date</u> | <u>March Expenditures</u> | <u>Description</u> |
|------------------------------------|----------------------|------------------------------|-----------------------------|---------------------------|---|
| <u>Funding & Disbursements</u> | | | | | |
| MTW Solutions, LLC | | | | | Technical Support for e-Grants System |
| Federal | 45.0 | 10.6 | 23.5% | 0.0 | |
| GRF | 15.0 | 5.0 | 33.0% | 0.0 | |
| <u>Nutrition Programs</u> | | | | | |
| Legal Resolve, Inc. | | | | | Administrative Hearing Officer for Child Care Food Program |
| Federal | 150.0 | 27.9 | 18.6% | 0.0 | |
| Department of Public Health | | | | | Conduct the summer food sanitation inspections |
| Federal | 67.0 | 67.0 | 100.0% | 0.0 | |
| <u>School Business Services</u> | | | | | |
| North Chicago SD 187 | | | | | Technical assistance to promote the financial health of the this district. Will provide funding toward the salary and benefits for a new financial and budget analyst position at the district. |
| Other State | 128.5 | 0.0 | 0.0% | 0.0 | |
| East St. Louis SD 189 | | | | | P.A. 98-0034, Sec 30 authorized the sum of \$3,000,000, appropriated from the General Revenue Fund to ISBE for the ordinary and contingent expenses of E. St Louis School District #189. |
| GRF | 3,000.0 | 3,000.0 | 100.0% | 0.0 | |
| East St. Louis SD 189 | | | | | Will provide funding toward salary, and benefits for a new Chief Financial Officer (CFO) position at the district. |
| Other State | 236.0 | 0.0 | 0.0% | 0.0 | |
| LASALLE-PERU TOWNSHIP HIGH | | | | | School Maintenance Grant |
| Other State | 50.0 | 50.0 | 100.0% | 0.0 | |
| KEWANEE CUSD 229 | | | | | School Maintenance Grant |
| Other State | 50.0 | 50.0 | 100.0% | 0.0 | |
| OHIO COMM CONS SD 17 | | | | | School Maintenance Grant |
| Other State | 50.0 | 50.0 | 100.0% | 0.0 | |
| MARSEILLES ESD 150 | | | | | School Maintenance Grant |
| Other State | 50.0 | 0.0 | 0.0% | 0.0 | |
| EAST PEORIA SD 86 | | | | | School Maintenance Grant |
| Other State | 50.0 | 50.0 | 100.0% | 0.0 | |
| LOCKPORT SD 91 | | | | | School Maintenance Grant |
| Other State | 50.0 | 50.0 | 100.0% | 0.0 | |
| SOUTHWESTERN CUSD 9 | | | | | School Maintenance Grant |
| Other State | 50.0 | 50.0 | 100.0% | 0.0 | |
| OGLESBY ESD 125 | | | | | School Maintenance Grant |
| Other State | 50.0 | 0.0 | 0.0% | 0.0 | |
| ST JOSEPH OGDEN CHSD305 | | | | | School Maintenance Grant |
| Other State | 50.0 | 50.0 | 100.0% | 0.0 | |
| CRESTON CCSD 161 | | | | | School Maintenance Grant |
| Other State | 50.0 | 50.0 | 100.0% | 0.0 | |
| BELLEVILLE SD 118 | | | | | School Maintenance Grant |
| Other State | 50.0 | 50.0 | 100.0% | 0.0 | |
| BOND COUNTY 2 | | | | | School Maintenance Grant |
| Other State | 50.0 | 50.0 | 100.0% | 0.0 | |
| DOLTON CUSD 149 | | | | | School Maintenance Grant |

| | <u>Funded Amount</u> | <u>Expended Year to Date</u> | <u>% Spent Year to Date</u> | <u>March Expenditures</u> | <u>Description</u> |
|--------------------------------|--------------------------|--------------------------------------|-------------------------------------|-------------------------------|--------------------------|
| Other State | 50.0 | 50.0 | 100.0% | 0.0 | |
| JOLIET PUBLIC SCH DIST 86 | | | | | School Maintenance Grant |
| Other State | 50.0 | 50.0 | 100.0% | 0.0 | |
| SIGNAL HILL SD 181 | | | | | School Maintenance Grant |
| Other State | 50.0 | 50.0 | 100.0% | 0.0 | |
| ASTORIA CUSD 1 | | | | | School Maintenance Grant |
| Other State | 50.0 | 50.0 | 100.0% | 0.0 | |
| ARMSTRONG-ELLIS CSD 61 | | | | | School Maintenance Grant |
| Other State | 50.0 | 50.0 | 100.0% | 0.0 | |
| MIDWEST CENTRAL CUD 191 | | | | | School Maintenance Grant |
| Other State | 50.0 | 50.0 | 100.0% | 0.0 | |
| LANSING SD 158 | | | | | School Maintenance Grant |
| Other State | 50.0 | 50.0 | 100.0% | 0.0 | |
| EAST ALTON-WOOD RIVER | | | | | School Maintenance Grant |
| Other State | 50.0 | 50.0 | 100.0% | 0.0 | |
| ANNA SD 37 | | | | | School Maintenance Grant |
| Other State | 50.0 | 50.0 | 100.0% | 0.0 | |
| HARDIN CNTY CUD 1 | | | | | School Maintenance Grant |
| Other State | 50.0 | 50.0 | 100.0% | 0.0 | |
| GILLESPIE CUSD 7 | | | | | School Maintenance Grant |
| Other State | 50.0 | 50.0 | 100.0% | 0.0 | |
| MAHOMET-SEYMOUR CUSD 3 | | | | | School Maintenance Grant |
| Other State | 50.0 | 50.0 | 100.0% | 0.0 | |
| WASHINGTON CHSD 308 | | | | | School Maintenance Grant |
| Other State | 50.0 | 50.0 | 100.0% | 0.0 | |
| GIBSON-MELVIN-SIBLEY CUSD 5 | | | | | School Maintenance Grant |
| Other State | 50.0 | 50.0 | 100.0% | 0.0 | |
| CARLINVILLE CUSD 1 | | | | | School Maintenance Grant |
| Other State | 50.0 | 50.0 | 100.0% | 0.0 | |
| MERIDIAN CUSD 15 | | | | | School Maintenance Grant |
| Other State | 50.0 | 50.0 | 100.0% | 0.0 | |
| CENTRAL CUSD 4 | | | | | School Maintenance Grant |
| Other State | 50.0 | 50.0 | 100.0% | 0.0 | |
| CRYSTAL LAKE CCSD 47 | | | | | School Maintenance Grant |
| Other State | 50.0 | 50.0 | 100.0% | 0.0 | |
| FAIRMONT SD 89 | | | | | School Maintenance Grant |
| Other State | 50.0 | 50.0 | 100.0% | 0.0 | |
| CASEY-WESTFIELD CUSD 4C | | | | | School Maintenance Grant |
| Other State | 50.0 | 50.0 | 100.0% | 0.0 | |
| PRINCETON TWP HSD 500 | | | | | School Maintenance Grant |
| Other State | 50.0 | 50.0 | 100.0% | 0.0 | |
| DU QUOIN COMMUNITY UNIT SCHOOL | | | | | School Maintenance Grant |
| Other State | 50.0 | 50.0 | 100.0% | 0.0 | |
| KANKAKEE SD 111 | | | | | School Maintenance Grant |
| Other State | 50.0 | 50.0 | 100.0% | 0.0 | |
| QUEEN BEE SD 16 | | | | | School Maintenance Grant |
| Other State | 50.0 | 50.0 | 100.0% | 0.0 | |
| LIMESTONE CHSD 310 | | | | | School Maintenance Grant |
| Other State | 50.0 | 50.0 | 100.0% | 0.0 | |

| | <u>Funded Amount</u> | <u>Expended Year to Date</u> | <u>% Spent Year to Date</u> | <u>March Expenditures</u> | <u>Description</u> |
|---------------------------------|--------------------------|--------------------------------------|-------------------------------------|-------------------------------|--------------------------|
| PIKELAND CUSD 10 | | | | | School Maintenance Grant |
| Other State | 50.0 | 50.0 | 100.0% | 0.0 | |
| KINNIKINNICK CCSD131 | | | | | School Maintenance Grant |
| Other State | 50.0 | 50.0 | 100.0% | 0.0 | |
| CHRISTOPHER UNIT SCHOOL DIST 99 | | | | | School Maintenance Grant |
| Other State | 50.0 | 50.0 | 100.0% | 0.0 | |
| WALTONVILLE CUSD 1 | | | | | School Maintenance Grant |
| Other State | 50.0 | 50.0 | 100.0% | 0.0 | |
| SUNNYBROOK SCHOOL DIST 171 | | | | | School Maintenance Grant |
| Other State | 50.0 | 50.0 | 100.0% | 0.0 | |
| SPARTA CUSD 140 | | | | | School Maintenance Grant |
| Other State | 50.0 | 50.0 | 100.0% | 0.0 | |
| PEARL CITY CUSD 200 | | | | | School Maintenance Grant |
| Other State | 50.0 | 50.0 | 100.0% | 0.0 | |
| SHELBYVILLE CUSD 4 | | | | | School Maintenance Grant |
| Other State | 50.0 | 50.0 | 100.0% | 0.0 | |
| GALATIA CUSD 1 | | | | | School Maintenance Grant |
| Other State | 50.0 | 50.0 | 100.0% | 0.0 | |
| CHESTER CUSD 139 | | | | | School Maintenance Grant |
| Other State | 50.0 | 50.0 | 100.0% | 0.0 | |
| DOLTON SCHOOL DIST 148 | | | | | School Maintenance Grant |
| Other State | 50.0 | 50.0 | 100.0% | 0.0 | |
| THORNTON THSD 205 | | | | | School Maintenance Grant |
| Other State | 50.0 | 50.0 | 100.0% | 0.0 | |
| LENA WINSLOW CUSD 202 | | | | | School Maintenance Grant |
| Other State | 50.0 | 50.0 | 100.0% | 0.0 | |
| ORANGEVILLE SCHOOL DISTRICT 203 | | | | | School Maintenance Grant |
| Other State | 50.0 | 50.0 | 100.0% | 0.0 | |
| SARATOGA CCSD 60C | | | | | School Maintenance Grant |
| Other State | 50.0 | 50.0 | 100.0% | 0.0 | |
| WOODLAND CCSD 50 | | | | | School Maintenance Grant |
| Other State | 50.0 | 50.0 | 100.0% | 0.0 | |
| HARRISON SD 36 | | | | | School Maintenance Grant |
| Other State | 50.0 | 50.0 | 100.0% | 0.0 | |
| LYONS SD 103 | | | | | School Maintenance Grant |
| Other State | 50.0 | 50.0 | 100.0% | 0.0 | |
| MANHATTAN SD 114 | | | | | School Maintenance Grant |
| Other State | 50.0 | 50.0 | 100.0% | 0.0 | |
| ZION-BENTON THSD 126 | | | | | School Maintenance Grant |
| Other State | 50.0 | 50.0 | 100.0% | 0.0 | |
| WESTERN COMMUNITY UNIT SD 12 | | | | | School Maintenance Grant |
| Other State | 50.0 | 50.0 | 100.0% | 0.0 | |
| CALUMET CITY SD 155 | | | | | School Maintenance Grant |
| Other State | 50.0 | 50.0 | 100.0% | 0.0 | |
| BELLEVILLE TWP HSD 201 | | | | | School Maintenance Grant |
| Other State | 50.0 | 50.0 | 100.0% | 0.0 | |
| CHESTER-EAST LINCOLN CCSD 61 | | | | | School Maintenance Grant |
| Other State | 50.0 | 50.0 | 100.0% | 0.0 | |
| MERIDIAN CUSD 101 | | | | | School Maintenance Grant |

| | <u>Funded Amount</u> | <u>Expended Year to Date</u> | <u>% Spent Year to Date</u> | <u>March Expenditures</u> | <u>Description</u> |
|--|--------------------------|--------------------------------------|-------------------------------------|-------------------------------|--------------------------|
| Other State SOUTH HOLLAND SD 151 | 50.0 | 50.0 | 100.0% | 0.0 | School Maintenance Grant |
| Other State NORTH WAMAC SD 186 | 50.0 | 50.0 | 100.0% | 0.0 | School Maintenance Grant |
| Other State ASHLEY CCSD 15 | 50.0 | 50.0 | 100.0% | 0.0 | School Maintenance Grant |
| Other State ELVERADO CUSD 196 | 50.0 | 50.0 | 100.0% | 0.0 | School Maintenance Grant |
| Other State ZION ESD 6 | 50.0 | 50.0 | 100.0% | 0.0 | School Maintenance Grant |
| Other State EAST MOLINE SD 37 | 50.0 | 50.0 | 100.0% | 0.0 | School Maintenance Grant |
| Other State EAST ST LOUIS SD 189 | 50.0 | 50.0 | 100.0% | 0.0 | School Maintenance Grant |
| Other State LASALLE ESD 122 | 50.0 | 50.0 | 100.0% | 0.0 | School Maintenance Grant |
| Other State PRAIRIE-HILLS ELEM SD 144 | 50.0 | 50.0 | 100.0% | 0.0 | School Maintenance Grant |
| Other State OTTAWA THSD 140 | 50.0 | 50.0 | 100.0% | 0.0 | School Maintenance Grant |
| Other State GALESBURG CUSD 205 | 50.0 | 50.0 | 100.0% | 0.0 | School Maintenance Grant |
| Other State GOREVILLE CUD 1 | 50.0 | 50.0 | 100.0% | 0.0 | School Maintenance Grant |
| Other State CENTRALIA SD 135 | 50.0 | 50.0 | 100.0% | 0.0 | School Maintenance Grant |
| Other State FAIRFIELD PSD 112 | 50.0 | 50.0 | 100.0% | 0.0 | School Maintenance Grant |
| Other State NEW HOPE CCSD 6 | 50.0 | 50.0 | 100.0% | 0.0 | School Maintenance Grant |
| Other State FAIRFIELD CHSD 225 | 50.0 | 50.0 | 100.0% | 0.0 | School Maintenance Grant |
| Other State BENTON CHSD 103 | 50.0 | 50.0 | 100.0% | 0.0 | School Maintenance Grant |
| Other State ROCK ISLAND SD 41 | 50.0 | 50.0 | 100.0% | 0.0 | School Maintenance Grant |
| Other State EWING NORTHERN CCSD 115 | 50.0 | 50.0 | 100.0% | 0.0 | School Maintenance Grant |
| Other State FARRINGTON CCSD 99 | 50.0 | 50.0 | 100.0% | 0.0 | School Maintenance Grant |
| Other State LICK CREEK CCSD 16 | 50.0 | 50.0 | 100.0% | 0.0 | School Maintenance Grant |
| Other State EGYPTIAN CUSD 5 | 50.0 | 50.0 | 100.0% | 0.0 | School Maintenance Grant |
| Other State COUNTY OF WILL SCHOOL DIST 88 | 50.0 | 50.0 | 100.0% | 0.0 | School Maintenance Grant |
| Other State STREATOR TWP HSD 40 | 50.0 | 50.0 | 100.0% | 0.0 | School Maintenance Grant |
| Other State | 50.0 | 50.0 | 100.0% | 0.0 | |

| | <u>Funded Amount</u> | <u>Expended Year to Date</u> | <u>% Spent Year to Date</u> | <u>March Expenditures</u> | <u>Description</u> |
|--------------------------------|--------------------------|--------------------------------------|-------------------------------------|-------------------------------|--------------------------|
| CENTRAL A AND M COMMUNITY UNIT | | | | | School Maintenance Grant |
| Other State | 50.0 | 50.0 | 100.0% | 0.0 | |
| MT VERNON CITY SCHOOL 80 | | | | | School Maintenance Grant |
| Other State | 50.0 | 50.0 | 100.0% | 0.0 | |
| HARMONY EMGE SD 175 | | | | | School Maintenance Grant |
| Other State | 50.0 | 50.0 | 100.0% | 0.0 | |
| BOARD OF ED SD 100 | | | | | School Maintenance Grant |
| Other State | 50.0 | 50.0 | 100.0% | 0.0 | |
| FREEPORT SD 145 | | | | | School Maintenance Grant |
| Other State | 50.0 | 50.0 | 100.0% | 0.0 | |
| OFALLON COMM CONS 90 | | | | | School Maintenance Grant |
| Other State | 50.0 | 50.0 | 100.0% | 0.0 | |
| COMMUNITY UNIT SCH DIST NO 1 | | | | | School Maintenance Grant |
| Other State | 50.0 | 50.0 | 100.0% | 0.0 | |
| COOK CO BD OF ED 89 | | | | | School Maintenance Grant |
| Other State | 50.0 | 50.0 | 100.0% | 0.0 | |
| SULLIVAN C U SCHOOL DIST 300 | | | | | School Maintenance Grant |
| Other State | 50.0 | 50.0 | 100.0% | 0.0 | |
| CARTERVILLE CUSD 5 | | | | | School Maintenance Grant |
| Other State | 50.0 | 50.0 | 100.0% | 0.0 | |
| EAST RICHLAND CUSD 1 | | | | | School Maintenance Grant |
| Other State | 50.0 | 50.0 | 100.0% | 0.0 | |
| ANNA JONESBORO CHSD 81 | | | | | School Maintenance Grant |
| Other State | 50.0 | 50.0 | 100.0% | 0.0 | |
| ROCK FALLS ESD 13 | | | | | School Maintenance Grant |
| Other State | 50.0 | 50.0 | 100.0% | 0.0 | |
| RED HILL CUSD 10 | | | | | School Maintenance Grant |
| Other State | 50.0 | 50.0 | 100.0% | 0.0 | |
| ROSSVILLE-ALVIN CSD 7 | | | | | School Maintenance Grant |
| Other State | 50.0 | 50.0 | 100.0% | 0.0 | |
| LITCHFIELD CUD 12 | | | | | School Maintenance Grant |
| Other State | 50.0 | 50.0 | 100.0% | 0.0 | |
| ROCKTON SD 140 | | | | | School Maintenance Grant |
| Other State | 50.0 | 50.0 | 100.0% | 0.0 | |
| POTOMAC CUSD 10 | | | | | School Maintenance Grant |
| Other State | 50.0 | 50.0 | 100.0% | 0.0 | |
| MILLSTADT CCSD 160 | | | | | School Maintenance Grant |
| Other State | 50.0 | 50.0 | 100.0% | 0.0 | |
| PONTIAC TWP HSD 90 | | | | | School Maintenance Grant |
| Other State | 50.0 | 50.0 | 100.0% | 0.0 | |
| ILLINI CENTRAL SCHOOL DIST 189 | | | | | School Maintenance Grant |
| Other State | 50.0 | 50.0 | 100.0% | 0.0 | |
| NORTH WAYNE CUSD 200 | | | | | School Maintenance Grant |
| Other State | 50.0 | 50.0 | 100.0% | 0.0 | |
| MT OLIVE CUSD 5 | | | | | School Maintenance Grant |
| Other State | 50.0 | 50.0 | 100.0% | 0.0 | |
| ARCOLA CUSD 306 | | | | | School Maintenance Grant |
| Other State | 50.0 | 50.0 | 100.0% | 0.0 | |
| OHIO CHSD 505 | | | | | School Maintenance Grant |

| | <u>Funded Amount</u> | <u>Expended Year to Date</u> | <u>% Spent Year to Date</u> | <u>March Expenditures</u> | <u>Description</u> |
|-------------------------------|--------------------------|--------------------------------------|-------------------------------------|-------------------------------|--------------------------|
| Other State | 50.0 | 50.0 | 100.0% | 0.0 | |
| PROPHETSTOWN-LYNDON CUSD 3 | | | | | School Maintenance Grant |
| Other State | 50.0 | 50.0 | 100.0% | 0.0 | |
| PRINCETON ELEM SD 115 | | | | | School Maintenance Grant |
| Other State | 50.0 | 50.0 | 100.0% | 0.0 | |
| SALEM SD 111 | | | | | School Maintenance Grant |
| Other State | 50.0 | 50.0 | 100.0% | 0.0 | |
| ARMSTRONG TWP HSD 225 | | | | | School Maintenance Grant |
| Other State | 50.0 | 50.0 | 100.0% | 0.0 | |
| CARBONDALE CHSD 165 | | | | | School Maintenance Grant |
| Other State | 50.0 | 50.0 | 100.0% | 0.0 | |
| SOUTH CENTRAL CUSD 401 | | | | | School Maintenance Grant |
| Other State | 50.0 | 50.0 | 100.0% | 0.0 | |
| BURNHAM COOK COUNTY | | | | | School Maintenance Grant |
| Other State | 50.0 | 50.0 | 100.0% | 0.0 | |
| EAST COLOMA-NELSON CONS ELEM | | | | | School Maintenance Grant |
| Other State | 50.0 | 50.0 | 100.0% | 0.0 | |
| ARGO CHSD 217 | | | | | School Maintenance Grant |
| Other State | 50.0 | 50.0 | 100.0% | 0.0 | |
| COMMUNITY UNIT SCHOOL DIST 3 | | | | | School Maintenance Grant |
| Other State | 50.0 | 50.0 | 100.0% | 0.0 | |
| MENDON CUSD 4 | | | | | School Maintenance Grant |
| Other State | 50.0 | 50.0 | 100.0% | 0.0 | |
| PIKELAND CUSD 10 | | | | | School Maintenance Grant |
| Other State | 50.0 | 50.0 | 100.0% | 0.0 | |
| WESTERN COMMUNITY UNIT SD 12 | | | | | School Maintenance Grant |
| Other State | 50.0 | 50.0 | 100.0% | 0.0 | |
| GOREVILLE CUD 1 | | | | | School Maintenance Grant |
| Other State | 50.0 | 50.0 | 100.0% | 0.0 | |
| NEW SIMPSON HILL C D 32 | | | | | School Maintenance Grant |
| Other State | 50.0 | 50.0 | 100.0% | 0.0 | |
| SHAWNEE CUSD 84 | | | | | School Maintenance Grant |
| Other State | 50.0 | 50.0 | 100.0% | 0.0 | |
| MULBERRY GROVE CUSD 1 | | | | | School Maintenance Grant |
| Other State | 50.0 | 50.0 | 100.0% | 0.0 | |
| BOND COUNTY 2 | | | | | School Maintenance Grant |
| Other State | 50.0 | 50.0 | 100.0% | 0.0 | |
| EFFINGHAM CUSD 40 | | | | | School Maintenance Grant |
| Other State | 50.0 | 50.0 | 100.0% | 0.0 | |
| COMMUNITY UNIT SCHOOL DIST 50 | | | | | School Maintenance Grant |
| Other State | 50.0 | 50.0 | 100.0% | 0.0 | |
| BELVIDERE CUSD 100 | | | | | School Maintenance Grant |
| Other State | 50.0 | 50.0 | 100.0% | 0.0 | |
| ROCKTON SD 140 | | | | | School Maintenance Grant |
| Other State | 50.0 | 50.0 | 100.0% | 0.0 | |
| HONONEGAH CHSD 207 | | | | | School Maintenance Grant |
| Other State | 50.0 | 50.0 | 100.0% | 0.0 | |
| QUINCY SD 172 | | | | | School Maintenance Grant |
| Other State | 50.0 | 50.0 | 100.0% | 0.0 | |

| | <u>Funded Amount</u> | <u>Expended Year to Date</u> | <u>% Spent Year to Date</u> | <u>March Expenditures</u> | <u>Description</u> |
|---------------------------------|--------------------------|--------------------------------------|-------------------------------------|-------------------------------|--------------------------|
| CAIRO SD 1 | | | | | School Maintenance Grant |
| Other State | 50.0 | 50.0 | 100.0% | 0.0 | |
| DURAND CUSD 322 | | | | | School Maintenance Grant |
| Other State | 50.0 | 50.0 | 100.0% | 0.0 | |
| WINNEBAGO CUSD 323 | | | | | School Maintenance Grant |
| Other State | 50.0 | 50.0 | 100.0% | 0.0 | |
| COMM CONS SCHOOL DISTRICT NO 15 | | | | | School Maintenance Grant |
| Other State | 50.0 | 50.0 | 100.0% | 0.0 | |
| PROSPECT HEIGHTS SD 23 | | | | | School Maintenance Grant |
| Other State | 50.0 | 50.0 | 100.0% | 0.0 | |
| RIVER TRAILS SD 26 | | | | | School Maintenance Grant |
| Other State | 50.0 | 50.0 | 100.0% | 0.0 | |
| NORTHBROOK SD 28 | | | | | School Maintenance Grant |
| Other State | 50.0 | 50.0 | 100.0% | 0.0 | |
| SUNSET RIDGE SD 29 | | | | | School Maintenance Grant |
| Other State | 50.0 | 50.0 | 100.0% | 0.0 | |
| NORTHBROOK-GLENVIEW SD 30 | | | | | School Maintenance Grant |
| Other State | 50.0 | 50.0 | 100.0% | 0.0 | |
| SCHOOL DIST 34 COOK COUNTY | | | | | School Maintenance Grant |
| Other State | 50.0 | 50.0 | 100.0% | 0.0 | |
| COOK COUNTY SCHOOL DISTRICT 36 | | | | | School Maintenance Grant |
| Other State | 50.0 | 50.0 | 100.0% | 0.0 | |
| AVOCA SCHOOL DIST 37 | | | | | School Maintenance Grant |
| Other State | 50.0 | 50.0 | 100.0% | 0.0 | |
| WILMETTE SD 39 | | | | | School Maintenance Grant |
| Other State | 50.0 | 50.0 | 100.0% | 0.0 | |
| MOUNT PROSPECT SD 57 | | | | | School Maintenance Grant |
| Other State | 50.0 | 50.0 | 100.0% | 0.0 | |
| COMMUNITY CONS SCH DIST 62 | | | | | School Maintenance Grant |
| Other State | 50.0 | 50.0 | 100.0% | 0.0 | |
| BOARD OF EDUCATION | | | | | School Maintenance Grant |
| Other State | 50.0 | 50.0 | 100.0% | 0.0 | |
| GOLF ELEM SD 67 | | | | | School Maintenance Grant |
| Other State | 50.0 | 50.0 | 100.0% | 0.0 | |
| SKOKIE SD 68 | | | | | School Maintenance Grant |
| Other State | 50.0 | 50.0 | 100.0% | 0.0 | |
| SKOKIE SD 69 | | | | | School Maintenance Grant |
| Other State | 50.0 | 50.0 | 100.0% | 0.0 | |
| MORTON GROVE SD 70 | | | | | School Maintenance Grant |
| Other State | 50.0 | 50.0 | 100.0% | 0.0 | |
| NILES ELEM SD 71 | | | | | School Maintenance Grant |
| Other State | 50.0 | 50.0 | 100.0% | 0.0 | |
| SKOKIE SD 73-5 | | | | | School Maintenance Grant |
| Other State | 50.0 | 50.0 | 100.0% | 50.0 | |
| LINCOLNWOOD SD 74 | | | | | School Maintenance Grant |
| Other State | 50.0 | 50.0 | 100.0% | 0.0 | |
| NEW TRIER TWP HSD 203 | | | | | School Maintenance Grant |
| Other State | 50.0 | 50.0 | 100.0% | 0.0 | |
| MAINE TWP HSD 207 | | | | | School Maintenance Grant |

| | <u>Funded Amount</u> | <u>Expended Year to Date</u> | <u>% Spent Year to Date</u> | <u>March Expenditures</u> | <u>Description</u> |
|---|--------------------------|--------------------------------------|-------------------------------------|-------------------------------|--------------------------|
| Other State TOWNSHIP HSD 214 | 50.0 | 50.0 | 100.0% | 0.0 | School Maintenance Grant |
| Other State TOWNSHIP HSD 211 | 50.0 | 50.0 | 100.0% | 0.0 | School Maintenance Grant |
| Other State BOARD OF EDUCATION DIST 78 | 50.0 | 50.0 | 100.0% | 0.0 | School Maintenance Grant |
| Other State COOK CNTY BD EDUCATION 083 | 50.0 | 50.0 | 100.0% | 0.0 | School Maintenance Grant |
| Other State FRANKLIN PARK SD 84 | 50.0 | 50.0 | 100.0% | 0.0 | School Maintenance Grant |
| Other State RHODES SD 84-5 | 50.0 | 50.0 | 100.0% | 0.0 | School Maintenance Grant |
| Other State RIVER GROVE SD 85-5 | 50.0 | 50.0 | 100.0% | 0.0 | School Maintenance Grant |
| Other State UNION RIDGE SD 86 | 50.0 | 50.0 | 100.0% | 0.0 | School Maintenance Grant |
| Other State RIVER FOREST SD 90 | 50.0 | 50.0 | 100.0% | 0.0 | School Maintenance Grant |
| Other State LINDOP SD 92 | 50.0 | 50.0 | 100.0% | 0.0 | School Maintenance Grant |
| Other State HILLSIDE SD 93 | 50.0 | 50.0 | 100.0% | 0.0 | School Maintenance Grant |
| Other State COUNTY OF COOK SCHOOL DIST 98 | 50.0 | 50.0 | 100.0% | 0.0 | School Maintenance Grant |
| Other State LYONS SD 103 | 50.0 | 50.0 | 100.0% | 0.0 | School Maintenance Grant |
| Other State LA GRANGE SD 105 | 50.0 | 50.0 | 100.0% | 0.0 | School Maintenance Grant |
| Other State LAGRANGE HIGHLANDS SD 106 | 50.0 | 50.0 | 100.0% | 0.0 | School Maintenance Grant |
| Other State OAK PARK & RIVER FOREST D 200 | 50.0 | 50.0 | 100.0% | 0.0 | School Maintenance Grant |
| Other State SCHOOL DIST 208-COOK COUNTY | 50.0 | 50.0 | 100.0% | 0.0 | School Maintenance Grant |
| Other State LEYDEN CHSD 212 | 50.0 | 50.0 | 100.0% | 0.0 | School Maintenance Grant |
| Other State SCHOOL DIST 234 RIDGEWOOD HIGH | 50.0 | 50.0 | 100.0% | 0.0 | School Maintenance Grant |
| Other State COUNTY OF COOK SCHOOL DIST 104 | 50.0 | 50.0 | 100.0% | 0.0 | School Maintenance Grant |
| Other State WILLOW SPRINGS SD 108 | 50.0 | 50.0 | 100.0% | 0.0 | School Maintenance Grant |
| Other State CENTRAL STICKNEY SD 110 | 50.0 | 50.0 | 100.0% | 0.0 | School Maintenance Grant |
| Other State SCHOOL DISTRICT 111 | 50.0 | 50.0 | 100.0% | 0.0 | School Maintenance Grant |
| Other State LEMONT-BROMBEREK CSD 113A | 50.0 | 50.0 | 100.0% | 0.0 | School Maintenance Grant |
| Other State | 50.0 | 50.0 | 100.0% | 0.0 | |

| | <u>Funded Amount</u> | <u>Expended Year to Date</u> | <u>% Spent Year to Date</u> | <u>March Expenditures</u> | <u>Description</u> |
|---------------------------------|--------------------------|--------------------------------------|-------------------------------------|-------------------------------|--------------------------|
| NORTH PALOS SD 117 | | | | | School Maintenance Grant |
| Other State | 50.0 | 50.0 | 100.0% | 0.0 | |
| COUNTY OF COOK SCHOOL DIST 122 | | | | | School Maintenance Grant |
| Other State | 50.0 | 50.0 | 100.0% | 50.0 | |
| OAK LAWN-HOMETOWN S D 123 | | | | | School Maintenance Grant |
| Other State | 50.0 | 50.0 | 100.0% | 0.0 | |
| PALOS HEIGHTS SD 128 | | | | | School Maintenance Grant |
| Other State | 50.0 | 50.0 | 100.0% | 0.0 | |
| KIRBY SD 140 | | | | | School Maintenance Grant |
| Other State | 50.0 | 50.0 | 100.0% | 0.0 | |
| FOREST RIDGE SD 142 | | | | | School Maintenance Grant |
| Other State | 50.0 | 50.0 | 100.0% | 0.0 | |
| COMMUNITY CONS SCH DIST 146 | | | | | School Maintenance Grant |
| Other State | 50.0 | 50.0 | 100.0% | 0.0 | |
| HARVEY SD 152 | | | | | School Maintenance Grant |
| Other State | 50.0 | 50.0 | 100.0% | 0.0 | |
| HOMEWOOD SD 153 | | | | | School Maintenance Grant |
| Other State | 50.0 | 50.0 | 100.0% | 0.0 | |
| FLOSSMOOR SD 161 | | | | | School Maintenance Grant |
| Other State | 50.0 | 50.0 | 100.0% | 0.0 | |
| SANDRIDGE SD 172 | | | | | School Maintenance Grant |
| Other State | 50.0 | 50.0 | 100.0% | 0.0 | |
| ARGO CHSD 217 | | | | | School Maintenance Grant |
| Other State | 50.0 | 50.0 | 100.0% | 0.0 | |
| COMMUNITY HIGH SCHOOL DIST 218 | | | | | School Maintenance Grant |
| Other State | 50.0 | 50.0 | 100.0% | 0.0 | |
| REAVIS TWP HSD 220 | | | | | School Maintenance Grant |
| Other State | 50.0 | 50.0 | 100.0% | 0.0 | |
| OAK LAWN CHSD 229 | | | | | School Maintenance Grant |
| Other State | 50.0 | 50.0 | 100.0% | 0.0 | |
| CONSOLIDATED HIGH SCH DIST 230 | | | | | School Maintenance Grant |
| Other State | 50.0 | 50.0 | 100.0% | 0.0 | |
| EVERGREEN PARK CHSD 231 | | | | | School Maintenance Grant |
| Other State | 50.0 | 50.0 | 100.0% | 0.0 | |
| CHADWICK-MILLEDGEVILLE CUSD 399 | | | | | School Maintenance Grant |
| Other State | 50.0 | 50.0 | 100.0% | 0.0 | |
| EAST DUBUQUE CUSD 119 | | | | | School Maintenance Grant |
| Other State | 50.0 | 50.0 | 100.0% | 0.0 | |
| GALENA CUSD 120 | | | | | School Maintenance Grant |
| Other State | 50.0 | 50.0 | 100.0% | 0.0 | |
| SUNNYBROOK SCHOOL DIST 171 | | | | | School Maintenance Grant |
| Other State | 50.0 | 50.0 | 100.0% | 0.0 | |
| STOCKTON CUSD 206 | | | | | School Maintenance Grant |
| Other State | 50.0 | 50.0 | 100.0% | 0.0 | |
| SCALES MOUND CUSD 211 | | | | | School Maintenance Grant |
| Other State | 50.0 | 50.0 | 100.0% | 0.0 | |
| DAKOTA CUSD 201 | | | | | School Maintenance Grant |
| Other State | 50.0 | 50.0 | 100.0% | 0.0 | |
| COMMUNITY UNIT SCHOOL DIST 3 | | | | | School Maintenance Grant |

| | <u>Funded</u> | <u>Expended</u> | <u>% Spent</u> | <u>March</u> | <u>Description</u> |
|---------------------------------|---------------|-----------------|----------------|---------------------|--------------------------|
| | <u>Amount</u> | <u>Year to</u> | <u>Year to</u> | <u>Expenditures</u> | |
| | | <u>Date</u> | <u>Date</u> | | |
| Other State | 50.0 | 50.0 | 100.0% | 0.0 | |
| COMMUNITY UNIT SCH DIST 7 | | | | | School Maintenance Grant |
| Other State | 50.0 | 50.0 | 100.0% | 0.0 | |
| HERITAGE CUSD 8 | | | | | School Maintenance Grant |
| Other State | 50.0 | 50.0 | 100.0% | 0.0 | |
| PRAIRIEVIEW-OGDEN CCSD 197 | | | | | School Maintenance Grant |
| Other State | 50.0 | 50.0 | 100.0% | 0.0 | |
| GIBSON-MELVIN-SIBLEY CUSD 5 | | | | | School Maintenance Grant |
| Other State | 50.0 | 50.0 | 100.0% | 0.0 | |
| COUNTY OF CHRISTIAN TAYLORVILLE | | | | | School Maintenance Grant |
| Other State | 50.0 | 50.0 | 100.0% | 0.0 | |
| PANHANDLE COMM UNIT SCH DIST | | | | | School Maintenance Grant |
| Other State | 50.0 | 50.0 | 100.0% | 0.0 | |
| HILLSBORO CUSD 3 | | | | | School Maintenance Grant |
| Other State | 50.0 | 50.0 | 100.0% | 0.0 | |
| CASEY-WESTFIELD CUSD 4C | | | | | School Maintenance Grant |
| Other State | 50.0 | 50.0 | 100.0% | 0.0 | |
| CHARLESTON CUSD 1 | | | | | School Maintenance Grant |
| Other State | 50.0 | 50.0 | 100.0% | 0.0 | |
| WHEELING C C SCHOOL DIST 21 | | | | | School Maintenance Grant |
| Other State | 50.0 | 50.0 | 100.0% | 0.0 | |
| ALSIP-HAZLGRN-OAKLWN SD 126 | | | | | School Maintenance Grant |
| Other State | 50.0 | 50.0 | 100.0% | 0.0 | |
| MORRISONVILLE CUSD 1 | | | | | School Maintenance Grant |
| Other State | 50.0 | 50.0 | 100.0% | 0.0 | |
| COUNTY OF COLE | | | | | School Maintenance Grant |
| Other State | 50.0 | 50.0 | 100.0% | 0.0 | |
| TUSCOLA CUSD 301 | | | | | School Maintenance Grant |
| Other State | 50.0 | 50.0 | 100.0% | 0.0 | |
| SCHOOL DISTRICT NO 95 | | | | | School Maintenance Grant |
| Other State | 50.0 | 50.0 | 100.0% | 0.0 | |
| SHELBYVILLE CUSD 4 | | | | | School Maintenance Grant |
| Other State | 50.0 | 50.0 | 100.0% | 0.0 | |
| STEWARTSON-STRASBURG CUD 5A | | | | | School Maintenance Grant |
| Other State | 50.0 | 50.0 | 100.0% | 0.0 | |
| CLAY CITY CUSD 10 | | | | | School Maintenance Grant |
| Other State | 50.0 | 50.0 | 100.0% | 0.0 | |
| JASPER COUNTY CUD 1 | | | | | School Maintenance Grant |
| Other State | 50.0 | 50.0 | 100.0% | 0.0 | |
| EAST RICHLAND CUSD 1 | | | | | School Maintenance Grant |
| Other State | 50.0 | 50.0 | 100.0% | 0.0 | |
| COUNTY OF RICHLAND | | | | | School Maintenance Grant |
| Other State | 50.0 | 50.0 | 100.0% | 0.0 | |
| WESCLIN CUSD 3 | | | | | School Maintenance Grant |
| Other State | 50.0 | 50.0 | 100.0% | 0.0 | |
| CENTRAL COMM HIGH SCHL DIST 71 | | | | | School Maintenance Grant |
| Other State | 50.0 | 50.0 | 100.0% | 0.0 | |
| DEKALB CUSD 428 | | | | | School Maintenance Grant |
| Other State | 50.0 | 50.0 | 100.0% | 0.0 | |

| | <u>Funded Amount</u> | <u>Expended Year to Date</u> | <u>% Spent Year to Date</u> | <u>March Expenditures</u> | <u>Description</u> |
|--------------------------------|--------------------------|--------------------------------------|-------------------------------------|-------------------------------|--------------------------|
| FIVE-COUNTY REG VOC SYST-EFE | | | | | School Maintenance Grant |
| Other State | 50.0 | 50.0 | 100.0% | 0.0 | |
| KENILWORTH SD 38 | | | | | School Maintenance Grant |
| Other State | 50.0 | 50.0 | 100.0% | 0.0 | |
| ELMWOOD PARK SCHOOL TREAS | | | | | School Maintenance Grant |
| Other State | 50.0 | 50.0 | 100.0% | 0.0 | |
| MATTOON CUSD 2 | | | | | School Maintenance Grant |
| Other State | 50.0 | 50.0 | 100.0% | 0.0 | |
| CENTRAL A AND M COMMUNITY UNIT | | | | | School Maintenance Grant |
| Other State | 50.0 | 50.0 | 100.0% | 0.0 | |
| SANDWICH CUSD 430 | | | | | School Maintenance Grant |
| Other State | 50.0 | 50.0 | 100.0% | 0.0 | |
| SOMONAUK CUSD 432 | | | | | School Maintenance Grant |
| Other State | 50.0 | 50.0 | 100.0% | 0.0 | |
| TRI- POINT CUSD 6-J | | | | | School Maintenance Grant |
| Other State | 50.0 | 50.0 | 100.0% | 0.0 | |
| ODELL CCSD 435 | | | | | School Maintenance Grant |
| Other State | 50.0 | 50.0 | 100.0% | 0.0 | |
| SAUNEMIN CCSD 438 | | | | | School Maintenance Grant |
| Other State | 50.0 | 50.0 | 100.0% | 0.0 | |
| LEROY CUSD 2 | | | | | School Maintenance Grant |
| Other State | 50.0 | 50.0 | 100.0% | 0.0 | |
| MCLEAN COUNTY UD 5 | | | | | School Maintenance Grant |
| Other State | 50.0 | 50.0 | 100.0% | 0.0 | |
| OLYMPIA CUSD 16 | | | | | School Maintenance Grant |
| Other State | 50.0 | 50.0 | 100.0% | 0.0 | |
| WOOD DALE SD 7 | | | | | School Maintenance Grant |
| Other State | 50.0 | 50.0 | 100.0% | 0.0 | |
| ITASCA PUBLIC SCHOOLS DIST 10 | | | | | School Maintenance Grant |
| Other State | 50.0 | 50.0 | 100.0% | 0.0 | |
| QUEEN BEE SD 16 | | | | | School Maintenance Grant |
| Other State | 50.0 | 50.0 | 100.0% | 0.0 | |
| KEENEYVILLE SD 20 | | | | | School Maintenance Grant |
| Other State | 50.0 | 50.0 | 100.0% | 0.0 | |
| BUTLER SD 53 | | | | | School Maintenance Grant |
| Other State | 50.0 | 50.0 | 100.0% | 0.0 | |
| WOODRIDGE SD 68 | | | | | School Maintenance Grant |
| Other State | 50.0 | 50.0 | 100.0% | 0.0 | |
| BELLWOOD SD 88 | | | | | School Maintenance Grant |
| Other State | 50.0 | 50.0 | 100.0% | 0.0 | |
| PROVISO TWP HSD 209 | | | | | School Maintenance Grant |
| Other State | 50.0 | 50.0 | 100.0% | 0.0 | |
| CHICAGO RIDGE SD 1275 | | | | | School Maintenance Grant |
| Other State | 50.0 | 50.0 | 100.0% | 0.0 | |
| PARK FOREST SD 163 | | | | | School Maintenance Grant |
| Other State | 50.0 | 50.0 | 100.0% | 0.0 | |
| COMMUNITY UNIT DISTRICT 3 | | | | | School Maintenance Grant |
| Other State | 50.0 | 50.0 | 100.0% | 0.0 | |
| COMMUNITY UNIT SCHOOL DIST 4 | | | | | School Maintenance Grant |

| | <u>Funded Amount</u> | <u>Expended Year to Date</u> | <u>% Spent Year to Date</u> | <u>March Expenditures</u> | <u>Description</u> |
|--------------------------------|--------------------------|--------------------------------------|-------------------------------------|-------------------------------|--------------------------|
| Other State | 50.0 | 50.0 | 100.0% | 0.0 | |
| SULLIVAN C U SCHOOL DIST 300 | | | | | School Maintenance Grant |
| Other State | 50.0 | 50.0 | 100.0% | 0.0 | |
| NORTH CLAY CUSD 25 | | | | | School Maintenance Grant |
| Other State | 50.0 | 50.0 | 100.0% | 0.0 | |
| CARLYLE CUSD 1 | | | | | School Maintenance Grant |
| Other State | 50.0 | 50.0 | 100.0% | 0.0 | |
| DAMIANSVILLE SD 62 | | | | | School Maintenance Grant |
| Other State | 50.0 | 50.0 | 100.0% | 0.0 | |
| COMMUNITY UNIT DIST 425 | | | | | School Maintenance Grant |
| Other State | 50.0 | 50.0 | 100.0% | 0.0 | |
| CLINTON CUSD 15 | | | | | School Maintenance Grant |
| Other State | 50.0 | 50.0 | 100.0% | 0.0 | |
| DOWNERS GROVE GSD 58 | | | | | School Maintenance Grant |
| Other State | 50.0 | 50.0 | 100.0% | 0.0 | |
| DARIEN SD 61 | | | | | School Maintenance Grant |
| Other State | 50.0 | 50.0 | 100.0% | 0.0 | |
| DUPAGE HSD 88 | | | | | School Maintenance Grant |
| Other State | 50.0 | 50.0 | 100.0% | 0.0 | |
| COMMUNITY CONS SCHOOL DIST 93 | | | | | School Maintenance Grant |
| Other State | 50.0 | 50.0 | 100.0% | 0.0 | |
| LAKE PARK CHSD 108 | | | | | School Maintenance Grant |
| Other State | 50.0 | 50.0 | 100.0% | 0.0 | |
| COMM CONS SCH DIST 180 | | | | | School Maintenance Grant |
| Other State | 50.0 | 50.0 | 100.0% | 0.0 | |
| COMMUNITY UNIT SCHOOL DIST 200 | | | | | School Maintenance Grant |
| Other State | 50.0 | 50.0 | 100.0% | 0.0 | |
| LISLE CUSD 202 | | | | | School Maintenance Grant |
| Other State | 50.0 | 50.0 | 100.0% | 0.0 | |
| INDIAN PRAIRIE 204 | | | | | School Maintenance Grant |
| Other State | 50.0 | 50.0 | 100.0% | 0.0 | |
| ELMHURST SD 205 | | | | | School Maintenance Grant |
| Other State | 50.0 | 50.0 | 100.0% | 0.0 | |
| DUPAGE AREA OCCUP EDUCATIONAL | | | | | School Maintenance Grant |
| Other State | 50.0 | 50.0 | 100.0% | 0.0 | |
| POPE CO CUD 1 | | | | | School Maintenance Grant |
| Other State | 50.0 | 50.0 | 100.0% | 0.0 | |
| GALATIA CUSD 1 | | | | | School Maintenance Grant |
| Other State | 50.0 | 50.0 | 100.0% | 0.0 | |
| COMMUNITY CONSOLIDATED DIST 6 | | | | | School Maintenance Grant |
| Other State | 50.0 | 50.0 | 100.0% | 0.0 | |
| FAIRFIELD CHSD 225 | | | | | School Maintenance Grant |
| Other State | 50.0 | 50.0 | 100.0% | 0.0 | |
| NORRIS CITY-OMAHA-ENFIELD CU 3 | | | | | School Maintenance Grant |
| Other State | 50.0 | 50.0 | 100.0% | 0.0 | |
| BENTON CCSD 47 | | | | | School Maintenance Grant |
| Other State | 50.0 | 50.0 | 100.0% | 0.0 | |
| MARION CUSD 2 | | | | | School Maintenance Grant |
| Other State | 50.0 | 50.0 | 100.0% | 0.0 | |

| | <u>Funded Amount</u> | <u>Expended Year to Date</u> | <u>% Spent Year to Date</u> | <u>March Expenditures</u> | <u>Description</u> |
|--------------------------------|--------------------------|--------------------------------------|-------------------------------------|-------------------------------|--------------------------|
| ASTORIA CUSD 1 | | | | | School Maintenance Grant |
| Other State | 50.0 | 50.0 | 100.0% | 0.0 | |
| FULTON COUNTY CUSD 3 | | | | | School Maintenance Grant |
| Other State | 50.0 | 50.0 | 100.0% | 0.0 | |
| CANTON UNION SD 66 | | | | | School Maintenance Grant |
| Other State | 50.0 | 50.0 | 100.0% | 0.0 | |
| NETTLE CREEK CCSD 24C | | | | | School Maintenance Grant |
| Other State | 50.0 | 50.0 | 100.0% | 0.0 | |
| MORRIS SD 54 | | | | | School Maintenance Grant |
| Other State | 50.0 | 50.0 | 100.0% | 0.0 | |
| SCH DIST 60C | | | | | School Maintenance Grant |
| Other State | 50.0 | 50.0 | 100.0% | 0.0 | |
| MORRIS CHSD 101 | | | | | School Maintenance Grant |
| Other State | 50.0 | 50.0 | 100.0% | 0.0 | |
| NEWARK CHSD 18 | | | | | School Maintenance Grant |
| Other State | 50.0 | 50.0 | 100.0% | 0.0 | |
| NEWARK CCSD 66 | | | | | School Maintenance Grant |
| Other State | 50.0 | 50.0 | 100.0% | 0.0 | |
| LISBON CCSD 90 | | | | | School Maintenance Grant |
| Other State | 50.0 | 50.0 | 100.0% | 0.0 | |
| YORKVILLE CUSD 115 | | | | | School Maintenance Grant |
| Other State | 50.0 | 50.0 | 100.0% | 0.0 | |
| OSWEGO CUSD 308 | | | | | School Maintenance Grant |
| Other State | 50.0 | 50.0 | 100.0% | 0.0 | |
| INA CCSD 8 | | | | | School Maintenance Grant |
| Other State | 50.0 | 50.0 | 100.0% | 0.0 | |
| WEST PRAIRIE CUSD 103 | | | | | School Maintenance Grant |
| Other State | 50.0 | 50.0 | 100.0% | 0.0 | |
| BUSHNELL PRAIRIE CITY CUSD 170 | | | | | School Maintenance Grant |
| Other State | 50.0 | 50.0 | 100.0% | 0.0 | |
| WEST CENTRAL CUSD 235 | | | | | School Maintenance Grant |
| Other State | 50.0 | 50.0 | 100.0% | 0.0 | |
| MERCER COUNTY SD 404 | | | | | School Maintenance Grant |
| Other State | 50.0 | 50.0 | 100.0% | 0.0 | |
| UNITED CUSD 304 | | | | | School Maintenance Grant |
| Other State | 50.0 | 50.0 | 100.0% | 0.0 | |
| OHIO COMM CONS SD 17 | | | | | School Maintenance Grant |
| Other State | 50.0 | 50.0 | 100.0% | 0.0 | |
| PRINCETON ELEM SD 115 | | | | | School Maintenance Grant |
| Other State | 50.0 | 50.0 | 100.0% | 0.0 | |
| BUREAU VALLEY CUSD 340 | | | | | School Maintenance Grant |
| Other State | 50.0 | 50.0 | 100.0% | 0.0 | |
| PRINCETON TWP HSD 500 | | | | | School Maintenance Grant |
| Other State | 50.0 | 50.0 | 100.0% | 0.0 | |
| OHIO CHSD 505 | | | | | School Maintenance Grant |
| Other State | 50.0 | 50.0 | 100.0% | 0.0 | |
| ORION CUSD 223 | | | | | School Maintenance Grant |
| Other State | 50.0 | 50.0 | 100.0% | 0.0 | |
| ALWOOD CUSD 225 | | | | | School Maintenance Grant |

| | <u>Funded Amount</u> | <u>Expended Year to Date</u> | <u>% Spent Year to Date</u> | <u>March Expenditures</u> | <u>Description</u> |
|--|--------------------------|--------------------------------------|-------------------------------------|-------------------------------|--------------------------|
| Other State GENESEO CUSD 228 | 50.0 | 50.0 | 100.0% | 0.0 | School Maintenance Grant |
| Other State BRADFORD CUSD 1 | 50.0 | 50.0 | 100.0% | 0.0 | School Maintenance Grant |
| Other State STARK COUNTY CUSD 100 | 50.0 | 50.0 | 100.0% | 0.0 | School Maintenance Grant |
| Other State CARBONDALE ESD 95 | 50.0 | 50.0 | 100.0% | 0.0 | School Maintenance Grant |
| Other State CARBONDALE CHSD 165 | 50.0 | 50.0 | 100.0% | 0.0 | School Maintenance Grant |
| Other State PINCKNEYVILLE SD 50 | 50.0 | 50.0 | 100.0% | 0.0 | School Maintenance Grant |
| Other State EMMONS SD 33 | 50.0 | 50.0 | 100.0% | 0.0 | School Maintenance Grant |
| Other State ANTIOCH CCSD 34 | 50.0 | 50.0 | 100.0% | 0.0 | School Maintenance Grant |
| Other State COMMUNITY CONSOLIDATED SCHOOL | 50.0 | 50.0 | 100.0% | 0.0 | School Maintenance Grant |
| Other State COMMUNITY UNIT SCHOOL DIST 60 | 50.0 | 50.0 | 100.0% | 0.0 | School Maintenance Grant |
| Other State LIBERTYVILLE SD 70 | 50.0 | 50.0 | 100.0% | 0.0 | School Maintenance Grant |
| Other State SCHOOL DIST 76 | 50.0 | 50.0 | 100.0% | 0.0 | School Maintenance Grant |
| Other State FREMONT SD 79 | 50.0 | 50.0 | 100.0% | 0.0 | School Maintenance Grant |
| Other State COMMUNITY UNIT SCHOOL DIST 95 | 50.0 | 50.0 | 100.0% | 0.0 | School Maintenance Grant |
| Other State KILDEER COUNTRYSIDE CCSD 96 | 50.0 | 50.0 | 100.0% | 0.0 | School Maintenance Grant |
| Other State APTAKISIC-TRIPP CCSD 102 | 50.0 | 50.0 | 100.0% | 0.0 | School Maintenance Grant |
| Other State LINCOLNSHIRE-PRAIRIEVIEW 103 | 50.0 | 50.0 | 100.0% | 0.0 | School Maintenance Grant |
| Other State DEERFIELD SD 109 | 50.0 | 50.0 | 100.0% | 0.0 | School Maintenance Grant |
| Other State TOWNSHIP HIGH SCHOOL DIST 113 | 50.0 | 50.0 | 100.0% | 0.0 | School Maintenance Grant |
| Other State LAKE FOREST CHSD 115 | 50.0 | 50.0 | 100.0% | 0.0 | School Maintenance Grant |
| Other State ANTIOCH C H S D 117 | 50.0 | 50.0 | 100.0% | 0.0 | School Maintenance Grant |
| Other State WAUCONDA CUSD 118 | 50.0 | 50.0 | 100.0% | 0.0 | School Maintenance Grant |
| Other State CONSOLIDATED HS DIST 120 | 50.0 | 50.0 | 100.0% | 0.0 | School Maintenance Grant |
| Other State FAIRVIEW SD 72 | 50.0 | 50.0 | 100.0% | 0.0 | School Maintenance Grant |
| Other State | 50.0 | 50.0 | 100.0% | 0.0 | |

| | <u>Funded Amount</u> | <u>Expended Year to Date</u> | <u>% Spent Year to Date</u> | <u>March Expenditures</u> | <u>Description</u> |
|--------------------------------|--------------------------|--------------------------------------|-------------------------------------|-------------------------------|--------------------------|
| ALTON CUSD 11 | | | | | School Maintenance Grant |
| Other State | 50.0 | 50.0 | 100.0% | 0.0 | |
| COUNTY OF DUPAGE SCHOOL DIST 4 | | | | | School Maintenance Grant |
| Other State | 50.0 | 50.0 | 100.0% | 0.0 | |
| COMMUNITY HIGH SCHOOL DIST 99 | | | | | School Maintenance Grant |
| Other State | 50.0 | 50.0 | 100.0% | 0.0 | |
| GALLATIN CUSD 7 | | | | | School Maintenance Grant |
| Other State | 50.0 | 50.0 | 100.0% | 0.0 | |
| KANKAKEE SD 111 | | | | | School Maintenance Grant |
| Other State | 50.0 | 50.0 | 100.0% | 0.0 | |
| GRANT CHSD 124 | | | | | School Maintenance Grant |
| Other State | 50.0 | 50.0 | 100.0% | 0.0 | |
| LASALLE-PERU TOWNSHIP HIGH | | | | | School Maintenance Grant |
| Other State | 50.0 | 50.0 | 100.0% | 0.0 | |
| PERU PUBLIC SCHOOLS | | | | | School Maintenance Grant |
| Other State | 50.0 | 50.0 | 100.0% | 0.0 | |
| DIMMICK CCSD 175 | | | | | School Maintenance Grant |
| Other State | 49.9 | 49.9 | 100.0% | 0.0 | |
| MIDWEST CENTRAL CUD 191 | | | | | School Maintenance Grant |
| Other State | 50.0 | 50.0 | 100.0% | 0.0 | |
| SANGAMON VALLEY CUSD 9 | | | | | School Maintenance Grant |
| Other State | 50.0 | 50.0 | 100.0% | 0.0 | |
| NORTH MAC CUSD 34 | | | | | School Maintenance Grant |
| Other State | 50.0 | 50.0 | 100.0% | 0.0 | |
| TRIAD CUSD 2 | | | | | School Maintenance Grant |
| Other State | 50.0 | 50.0 | 100.0% | 0.0 | |
| ROANOKE BENSON CUSD 60 | | | | | School Maintenance Grant |
| Other State | 50.0 | 50.0 | 100.0% | 0.0 | |
| ALDEN HEBRON SD 19 | | | | | School Maintenance Grant |
| Other State | 50.0 | 50.0 | 100.0% | 0.0 | |
| MARENGO-UNION ECSD 165 | | | | | School Maintenance Grant |
| Other State | 50.0 | 50.0 | 100.0% | 0.0 | |
| COMM UNIT SCHOOL DISTRICT 271 | | | | | School Maintenance Grant |
| Other State | 50.0 | 50.0 | 100.0% | 0.0 | |
| OREGON CUSD 220 | | | | | School Maintenance Grant |
| Other State | 50.0 | 50.0 | 100.0% | 0.0 | |
| HAWTHORN CCSD 73 | | | | | School Maintenance Grant |
| Other State | 50.0 | 50.0 | 100.0% | 0.0 | |
| DWIGHT TWP HSD 230 | | | | | School Maintenance Grant |
| Other State | 50.0 | 50.0 | 100.0% | 0.0 | |
| SCHOOL DIST 95 LASALLE COUNTY | | | | | School Maintenance Grant |
| Other State | 50.0 | 50.0 | 100.0% | 0.0 | |
| SENECA CCSD 170 | | | | | School Maintenance Grant |
| Other State | 50.0 | 50.0 | 100.0% | 0.0 | |
| RUTLAND CCSD 230 | | | | | School Maintenance Grant |
| Other State | 50.0 | 50.0 | 100.0% | 0.0 | |
| HARTSBURG EMDEN CUSD 21 | | | | | School Maintenance Grant |
| Other State | 50.0 | 50.0 | 100.0% | 0.0 | |
| MOUNT PULASKI CUD 23 | | | | | School Maintenance Grant |

| | <u>Funded</u> <u>Amount</u> | <u>Expended</u> <u>Year to</u> <u>Date</u> | <u>% Spent</u> <u>Year to</u> <u>Date</u> | <u>March</u> <u>Expenditures</u> | <u>Description</u> |
|--------------------------------|--------------------------------|--|---|-------------------------------------|--------------------------|
| Other State | 50.0 | 50.0 | 100.0% | 0.0 | |
| HAVANA CUSD 126 | | | | | School Maintenance Grant |
| Other State | 50.0 | 50.0 | 100.0% | 0.0 | |
| ARGENTA-OREANA CUSD 1 | | | | | School Maintenance Grant |
| Other State | 50.0 | 50.0 | 100.0% | 0.0 | |
| WARRENSBURG-LATHAM CUSD 11 | | | | | School Maintenance Grant |
| Other State | 50.0 | 50.0 | 100.0% | 0.0 | |
| MERIDIAN CUSD 15 | | | | | School Maintenance Grant |
| Other State | 50.0 | 50.0 | 100.0% | 0.0 | |
| DECATUR SD 61 | | | | | School Maintenance Grant |
| Other State | 50.0 | 50.0 | 100.0% | 0.0 | |
| DELAND-WELDON CUSD 57 | | | | | School Maintenance Grant |
| Other State | 50.0 | 50.0 | 100.0% | 0.0 | |
| COUNTY OF MACOUPIN CUSD 1 | | | | | School Maintenance Grant |
| Other State | 50.0 | 50.0 | 100.0% | 0.0 | |
| NORTHWESTERN CUSD 2 | | | | | School Maintenance Grant |
| Other State | 50.0 | 50.0 | 100.0% | 0.0 | |
| BUNKER HILL CUSD 8 | | | | | School Maintenance Grant |
| Other State | 50.0 | 50.0 | 100.0% | 0.0 | |
| BROWN COUNTY CUSD 1 | | | | | School Maintenance Grant |
| Other State | 50.0 | 50.0 | 100.0% | 0.0 | |
| FRANKLIN CUSD 1 | | | | | School Maintenance Grant |
| Other State | 50.0 | 50.0 | 100.0% | 0.0 | |
| OAKWOOD CUSD 76 | | | | | School Maintenance Grant |
| Other State | 50.0 | 50.0 | 100.0% | 0.0 | |
| LOCKPORT SD 91 | | | | | School Maintenance Grant |
| Other State | 50.0 | 50.0 | 100.0% | 0.0 | |
| WETHERSFIELD CUSD 230 | | | | | School Maintenance Grant |
| Other State | 50.0 | 50.0 | 100.0% | 0.0 | |
| EAST ALTON-WOOD RIVER CHSD 14 | | | | | School Maintenance Grant |
| Other State | 50.0 | 50.0 | 100.0% | 0.0 | |
| COUNTY OF WOODFORD SCHOOL | | | | | School Maintenance Grant |
| Other State | 50.0 | 50.0 | 100.0% | 0.0 | |
| COUNTY OF WOODFORD-EUREKA | | | | | School Maintenance Grant |
| Other State | 50.0 | 50.0 | 100.0% | 0.0 | |
| FOX RIVER GROVE CSD 3 | | | | | School Maintenance Grant |
| Other State | 50.0 | 50.0 | 100.0% | 0.0 | |
| COMMUNITY HIGH SCHOOL DIST 155 | | | | | School Maintenance Grant |
| Other State | 50.0 | 50.0 | 100.0% | 0.0 | |
| MCHENRY CHSD 156 | | | | | School Maintenance Grant |
| Other State | 50.0 | 50.0 | 100.0% | 0.0 | |
| STEELEVILLE CUSD 138 | | | | | School Maintenance Grant |
| Other State | 50.0 | 50.0 | 100.0% | 0.0 | |
| EAST MOLINE SD 37 | | | | | School Maintenance Grant |
| Other State | 50.0 | 50.0 | 100.0% | 0.0 | |
| PROPHETSTOWN-LYNDON CUSD 3 | | | | | School Maintenance Grant |
| Other State | 50.0 | 50.0 | 100.0% | 0.0 | |
| WILL COUNTY SD 92 | | | | | School Maintenance Grant |
| Other State | 50.0 | 50.0 | 100.0% | 0.0 | |

| | <u>Funded Amount</u> | <u>Expended Year to Date</u> | <u>% Spent Year to Date</u> | <u>March Expenditures</u> | <u>Description</u> |
|--------------------------------|--------------------------|--------------------------------------|-------------------------------------|-------------------------------|--------------------------|
| FRANKFORT CCSD 157C | | | | | School Maintenance Grant |
| Other State | 50.0 | 50.0 | 100.0% | 0.0 | |
| BEECHER CUSD 200U | | | | | School Maintenance Grant |
| Other State | 50.0 | 50.0 | 100.0% | 0.0 | |
| VALLEY VIEW CUSD 365U | | | | | School Maintenance Grant |
| Other State | 50.0 | 50.0 | 100.0% | 0.0 | |
| WORTH SD 127 | | | | | School Maintenance Grant |
| Other State | 50.0 | 50.0 | 100.0% | 0.0 | |
| BREMEN CHSD 228 | | | | | School Maintenance Grant |
| Other State | 50.0 | 50.0 | 100.0% | 0.0 | |
| HOMEWOOD FLOSSMOOR CHSD 233 | | | | | School Maintenance Grant |
| Other State | 50.0 | 50.0 | 100.0% | 0.0 | |
| LUDLOW CCSD 142 | | | | | School Maintenance Grant |
| Other State | 50.0 | 50.0 | 100.0% | 0.0 | |
| HERRIN CUSD 4 | | | | | School Maintenance Grant |
| Other State | 50.0 | 50.0 | 100.0% | 0.0 | |
| COMMUNITY UNIT SCHOOL DIST 300 | | | | | School Maintenance Grant |
| Other State | 50.0 | 50.0 | 100.0% | 0.0 | |
| BOURBONNAIS ESD 53 | | | | | School Maintenance Grant |
| Other State | 50.0 | 50.0 | 100.0% | 0.0 | |
| MILLBURN CCSD 24 | | | | | School Maintenance Grant |
| Other State | 50.0 | 50.0 | 100.0% | 0.0 | |
| LAKE VILLA CCSD 41 | | | | | School Maintenance Grant |
| Other State | 50.0 | 50.0 | 100.0% | 0.0 | |
| ROUND LAKE AREA SD 116 | | | | | School Maintenance Grant |
| Other State | 50.0 | 50.0 | 100.0% | 0.0 | |
| NORTH CHICAGO SD 187 | | | | | School Maintenance Grant |
| Other State | 50.0 | 50.0 | 100.0% | 0.0 | |
| COMMUNITY UNIT SCHOOL DIST 200 | | | | | School Maintenance Grant |
| Other State | 50.0 | 50.0 | 100.0% | 0.0 | |
| COLUMBIA CUSD 4 | | | | | School Maintenance Grant |
| Other State | 50.0 | 50.0 | 100.0% | 0.0 | |
| WATERLOO CUSD 5 | | | | | School Maintenance Grant |
| Other State | 50.0 | 50.0 | 100.0% | 0.0 | |
| RED BUD CUSD 132 | | | | | School Maintenance Grant |
| Other State | 50.0 | 50.0 | 100.0% | 0.0 | |
| WAVERLY CUSD 6 | | | | | School Maintenance Grant |
| Other State | 50.0 | 50.0 | 100.0% | 0.0 | |
| DIXON CUSD 170 | | | | | School Maintenance Grant |
| Other State | 50.0 | 50.0 | 100.0% | 0.0 | |
| POLO CUSD 222 | | | | | School Maintenance Grant |
| Other State | 50.0 | 50.0 | 100.0% | 0.0 | |
| NORWOOD ELEM SD 63 | | | | | School Maintenance Grant |
| Other State | 50.0 | 50.0 | 100.0% | 0.0 | |
| BARTONVILLE SD 66 | | | | | School Maintenance Grant |
| Other State | 50.0 | 50.0 | 100.0% | 0.0 | |
| BOARD OF EDUCATION CITY OF | | | | | School Maintenance Grant |
| Other State | 50.0 | 50.0 | 100.0% | 0.0 | |
| LIMESTONE CHSD 310 | | | | | School Maintenance Grant |

| | <u>Funded</u> <u>Amount</u> | <u>Expended</u> <u>Year to</u> <u>Date</u> | <u>% Spent</u> <u>Year to</u> <u>Date</u> | <u>March</u> <u>Expenditures</u> | <u>Description</u> |
|----------------------------------|--------------------------------|--|---|-------------------------------------|--------------------------|
| Other State | 50.0 | 50.0 | 100.0% | 0.0 | |
| ELMWOOD CUSD 322 | | | | | School Maintenance Grant |
| Other State | 50.0 | 50.0 | 100.0% | 0.0 | |
| PEORIA HEIGHTS CUSD 325 | | | | | School Maintenance Grant |
| Other State | 50.0 | 50.0 | 100.0% | 0.0 | |
| UNITED THSD 30 | | | | | School Maintenance Grant |
| Other State | 50.0 | 50.0 | 100.0% | 0.0 | |
| ROCK ISLAND SD 41 | | | | | School Maintenance Grant |
| Other State | 50.0 | 50.0 | 100.0% | 0.0 | |
| SCHOOL DISTRICT 200 SHERRARD COM | | | | | School Maintenance Grant |
| Other State | 50.0 | 50.0 | 100.0% | 0.0 | |
| OFALLON COMM CONS 90 | | | | | School Maintenance Grant |
| Other State | 50.0 | 50.0 | 100.0% | 0.0 | |
| PONTIAC-W HOLLIDAY SD 105 | | | | | School Maintenance Grant |
| Other State | 50.0 | 50.0 | 100.0% | 0.0 | |
| COUNTY OF ST CLAIR | | | | | School Maintenance Grant |
| Other State | 50.0 | 50.0 | 100.0% | 0.0 | |
| PLEASANT PLAINS CUSD 8 | | | | | School Maintenance Grant |
| Other State | 50.0 | 50.0 | 100.0% | 0.0 | |
| CATLIN CUSD 5 | | | | | School Maintenance Grant |
| Other State | 50.0 | 50.0 | 100.0% | 0.0 | |
| WHITESIDE COUNTY SCHL DIST 301 | | | | | School Maintenance Grant |
| Other State | 50.0 | 50.0 | 100.0% | 0.0 | |
| FAIRMONT SD 89 | | | | | School Maintenance Grant |
| Other State | 50.0 | 50.0 | 100.0% | 0.0 | |
| ARCOLA CUSD 306 | | | | | School Maintenance Grant |
| Other State | 50.0 | 50.0 | 100.0% | 0.0 | |
| DWIGHT COMMON SD 232 | | | | | School Maintenance Grant |
| Other State | 50.0 | 50.0 | 100.0% | 0.0 | |
| OAK GROVE SD 68 | | | | | School Maintenance Grant |
| Other State | 50.0 | 50.0 | 100.0% | 0.0 | |
| CONS HIGH SCH DIST 125 | | | | | School Maintenance Grant |
| Other State | 50.0 | 50.0 | 100.0% | 0.0 | |
| OTTAWA THSD 140 | | | | | School Maintenance Grant |
| Other State | 50.0 | 50.0 | 100.0% | 0.0 | |
| SENECA TWP HSD 160 | | | | | School Maintenance Grant |
| Other State | 50.0 | 50.0 | 100.0% | 0.0 | |
| COUNTY OF LASALLE | | | | | School Maintenance Grant |
| Other State | 50.0 | 50.0 | 100.0% | 0.0 | |
| GREENVIEW CUSD 200 | | | | | School Maintenance Grant |
| Other State | 50.0 | 50.0 | 100.0% | 0.0 | |
| ATHENS CUSD 213 | | | | | School Maintenance Grant |
| Other State | 50.0 | 50.0 | 100.0% | 0.0 | |
| MT OLIVE CUSD 5 | | | | | School Maintenance Grant |
| Other State | 50.0 | 50.0 | 100.0% | 0.0 | |
| STAUNTON CUSD 6 | | | | | School Maintenance Grant |
| Other State | 50.0 | 50.0 | 100.0% | 0.0 | |
| ROXANA CUSD 1 | | | | | School Maintenance Grant |
| Other State | 50.0 | 50.0 | 100.0% | 0.0 | |

| | <u>Funded Amount</u> | <u>Expended Year to Date</u> | <u>% Spent Year to Date</u> | <u>March Expenditures</u> | <u>Description</u> |
|----------------------------------|--------------------------|--------------------------------------|-------------------------------------|-------------------------------|--------------------------|
| HIGHLAND CUSD 5 | | | | | School Maintenance Grant |
| Other State | 50.0 | 50.0 | 100.0% | 0.0 | |
| JOHNSBURG CUSD 12 | | | | | School Maintenance Grant |
| Other State | 50.0 | 50.0 | 100.0% | 0.0 | |
| CHESTER CUSD 139 | | | | | School Maintenance Grant |
| Other State | 50.0 | 50.0 | 100.0% | 0.0 | |
| JACKSONVILLE SD 117 | | | | | School Maintenance Grant |
| Other State | 50.0 | 50.0 | 100.0% | 0.0 | |
| COUNTY OF LEE 220 SCHOOL DIST | | | | | School Maintenance Grant |
| Other State | 50.0 | 50.0 | 100.0% | 0.0 | |
| HAMPTON SD 29 | | | | | School Maintenance Grant |
| Other State | 50.0 | 50.0 | 100.0% | 0.0 | |
| MOLINE USD 40 | | | | | School Maintenance Grant |
| Other State | 50.0 | 50.0 | 100.0% | 0.0 | |
| ROCKRIDGE CUSD 300 | | | | | School Maintenance Grant |
| Other State | 50.0 | 50.0 | 100.0% | 0.0 | |
| ILLINOIS VALLEY CENTRAL UNIT 321 | | | | | School Maintenance Grant |
| Other State | 50.0 | 50.0 | 100.0% | 0.0 | |
| MERIDIAN CUSD 101 | | | | | School Maintenance Grant |
| Other State | 50.0 | 50.0 | 100.0% | 0.0 | |
| COBDEN SUD 17 | | | | | School Maintenance Grant |
| Other State | 50.0 | 50.0 | 100.0% | 0.0 | |
| COUNTY OF COOK SD 99 | | | | | School Maintenance Grant |
| Other State | 50.0 | 50.0 | 100.0% | 0.0 | |
| PRAIRIE-HILLS ELEM SD 144 | | | | | School Maintenance Grant |
| Other State | 50.0 | 50.0 | 100.0% | 0.0 | |
| W HARVEY-DIXMOOR PUB SD 147 | | | | | School Maintenance Grant |
| Other State | 50.0 | 50.0 | 100.0% | 0.0 | |
| BOARD OF EDUC SCHOOL DIST 148 | | | | | School Maintenance Grant |
| Other State | 50.0 | 50.0 | 100.0% | 0.0 | |
| COOK COUNTY SCH 154 1-2 DIST | | | | | School Maintenance Grant |
| Other State | 50.0 | 50.0 | 100.0% | 0.0 | |
| CALUMET CITY SD 155 | | | | | School Maintenance Grant |
| Other State | 50.0 | 50.0 | 100.0% | 0.0 | |
| LANSING SD 158 | | | | | School Maintenance Grant |
| Other State | 50.0 | 50.0 | 100.0% | 0.0 | |
| BROOKWOOD SD 167 | | | | | School Maintenance Grant |
| Other State | 50.0 | 50.0 | 100.0% | 0.0 | |
| FORD HEIGHTS SD 169 | | | | | School Maintenance Grant |
| Other State | 50.0 | 50.0 | 100.0% | 0.0 | |
| BLOOM TWP HSD 206 | | | | | School Maintenance Grant |
| Other State | 50.0 | 50.0 | 100.0% | 0.0 | |
| THORNTON FRACTIONALTHSD 215 | | | | | School Maintenance Grant |
| Other State | 50.0 | 50.0 | 100.0% | 0.0 | |
| MARTINSVILLE CUSD 3C | | | | | School Maintenance Grant |
| Other State | 50.0 | 50.0 | 100.0% | 0.0 | |
| CENTRALIA SD 135 | | | | | School Maintenance Grant |
| Other State | 50.0 | 50.0 | 100.0% | 0.0 | |
| SALEM CHSD 600 | | | | | School Maintenance Grant |

| | <u>Funded Amount</u> | <u>Expended Year to Date</u> | <u>% Spent Year to Date</u> | <u>March Expenditures</u> | <u>Description</u> |
|------------------------------|--------------------------|--------------------------------------|-------------------------------------|-------------------------------|--------------------------|
| Other State | 50.0 | 50.0 | 100.0% | 0.0 | |
| BENTON CHSD 103 | | | | | School Maintenance Grant |
| Other State | 50.0 | 50.0 | 100.0% | 0.0 | |
| CARTERVILLE CUSD 5 | | | | | School Maintenance Grant |
| Other State | 50.0 | 50.0 | 100.0% | 0.0 | |
| GARDNER S WILMINGTON THSD 73 | | | | | School Maintenance Grant |
| Other State | 50.0 | 50.0 | 100.0% | 0.0 | |
| WALTONVILLE CUSD 1 | | | | | School Maintenance Grant |
| Other State | 50.0 | 50.0 | 100.0% | 0.0 | |
| MONMOUTH-ROSEVILLE CUSD 238 | | | | | School Maintenance Grant |
| Other State | 50.0 | 50.0 | 100.0% | 0.0 | |
| COOK COUNTY HSD 201 | | | | | School Maintenance Grant |
| Other State | 50.0 | 50.0 | 100.0% | 0.0 | |
| RANTOUL CITY SD 137 | | | | | School Maintenance Grant |
| Other State | 50.0 | 50.0 | 100.0% | 0.0 | |
| RACCOON CSD 1 | | | | | School Maintenance Grant |
| Other State | 50.0 | 50.0 | 100.0% | 0.0 | |
| ELVERADO CUSD 196 | | | | | School Maintenance Grant |
| Other State | 50.0 | 50.0 | 100.0% | 0.0 | |
| ST ANNE CHSD 302 | | | | | School Maintenance Grant |
| Other State | 50.0 | 50.0 | 100.0% | 0.0 | |
| ZION ESD 6 | | | | | School Maintenance Grant |
| Other State | 50.0 | 50.0 | 100.0% | 0.0 | |
| STREATOR ELEMENTARY SD 44 | | | | | School Maintenance Grant |
| Other State | 50.0 | 50.0 | 100.0% | 0.0 | |
| OTTAWA ESD 141 | | | | | School Maintenance Grant |
| Other State | 50.0 | 50.0 | 100.0% | 0.0 | |
| MARSEILLES ESD 150 | | | | | School Maintenance Grant |
| Other State | 50.0 | 50.0 | 100.0% | 0.0 | |
| WALLACE CCSD 195 | | | | | School Maintenance Grant |
| Other State | 50.0 | 50.0 | 100.0% | 0.0 | |
| GILLESPIE CUSD 7 | | | | | School Maintenance Grant |
| Other State | 50.0 | 50.0 | 100.0% | 0.0 | |
| WOOD RIVER-HARTFORD ESD 15 | | | | | School Maintenance Grant |
| Other State | 50.0 | 50.0 | 100.0% | 0.0 | |
| EL PASO-GRIDLEY CUSD 11 | | | | | School Maintenance Grant |
| Other State | 50.0 | 50.0 | 100.0% | 0.0 | |
| RILEY CCSD 18 | | | | | School Maintenance Grant |
| Other State | 50.0 | 50.0 | 100.0% | 0.0 | |
| PEKIN PUBLIC SD 108 | | | | | School Maintenance Grant |
| Other State | 50.0 | 50.0 | 100.0% | 0.0 | |
| DEER CREEK-MACKINAW CUSD 701 | | | | | School Maintenance Grant |
| Other State | 50.0 | 50.0 | 100.0% | 0.0 | |
| HOOPESTON AREA CUSD 11 | | | | | School Maintenance Grant |
| Other State | 50.0 | 50.0 | 100.0% | 0.0 | |
| NEW LENOX SD 122 | | | | | School Maintenance Grant |
| Other State | 50.0 | 50.0 | 100.0% | 0.0 | |
| SCOTT-MORGAN CUSD 2 | | | | | School Maintenance Grant |
| Other State | 50.0 | 50.0 | 100.0% | 0.0 | |

| | <u>Funded Amount</u> | <u>Expended Year to Date</u> | <u>% Spent Year to Date</u> | <u>March Expenditures</u> | <u>Description</u> |
|-------------------------------------|--------------------------|--------------------------------------|-------------------------------------|-------------------------------|--------------------------|
| KINGS CSD 144 | | | | | School Maintenance Grant |
| Other State | 50.0 | 50.0 | 100.0% | 0.0 | |
| RIVERDALE CUSD 100 | | | | | School Maintenance Grant |
| Other State | 50.0 | 50.0 | 100.0% | 0.0 | |
| BELLEVILLE SD 118 | | | | | School Maintenance Grant |
| Other State | 50.0 | 50.0 | 100.0% | 0.0 | |
| MILLSTADT CCSD 160 | | | | | School Maintenance Grant |
| Other State | 50.0 | 50.0 | 100.0% | 0.0 | |
| SIGNAL HILL SD 181 | | | | | School Maintenance Grant |
| Other State | 50.0 | 50.0 | 100.0% | 0.0 | |
| ROCHESTER CUSD 3A | | | | | School Maintenance Grant |
| Other State | 50.0 | 50.0 | 100.0% | 0.0 | |
| NEW BERLIN COMM UNIT DISTRICT NO 16 | | | | | School Maintenance Grant |
| Other State | 50.0 | 50.0 | 100.0% | 0.0 | |
| SPRINGFIELD SD 186 | | | | | School Maintenance Grant |
| Other State | 50.0 | 50.0 | 100.0% | 0.0 | |
| WASHINGTON CHSD 308 | | | | | School Maintenance Grant |
| Other State | 50.0 | 50.0 | 100.0% | 0.0 | |
| GEORGETOWN-RIDGE FARM CUSD 4 | | | | | School Maintenance Grant |
| Other State | 50.0 | 50.0 | 100.0% | 0.0 | |
| EGYPTIAN CUSD 5 | | | | | School Maintenance Grant |
| Other State | 50.0 | 50.0 | 100.0% | 0.0 | |
| LEWISTOWN SCHOOL DISTRICT 97 | | | | | School Maintenance Grant |
| Other State | 50.0 | 50.0 | 100.0% | 0.0 | |
| KANKAKEE AREA CAREER CENTER | | | | | School Maintenance Grant |
| Other State | 50.0 | 50.0 | 100.0% | 0.0 | |
| LINCOLN ESD 27 | | | | | School Maintenance Grant |
| Other State | 50.0 | 50.0 | 100.0% | 0.0 | |
| LINCOLN CHSD 404 | | | | | School Maintenance Grant |
| Other State | 50.0 | 50.0 | 100.0% | 0.0 | |
| MONTICELLO CU 25 | | | | | School Maintenance Grant |
| Other State | 50.0 | 50.0 | 100.0% | 0.0 | |
| LIMESTONE WALTERS CCSD 316 | | | | | School Maintenance Grant |
| Other State | 50.0 | 50.0 | 100.0% | 0.0 | |
| PRINCEVILLE CUSD 326 | | | | | School Maintenance Grant |
| Other State | 50.0 | 50.0 | 100.0% | 0.0 | |
| FOX LAKE GSD 114 | | | | | School Maintenance Grant |
| Other State | 50.0 | 50.0 | 100.0% | 0.0 | |
| COOK CO BD OF ED 89 | | | | | School Maintenance Grant |
| Other State | 50.0 | 50.0 | 100.0% | 50.0 | |
| BOARD OF EDUCATION SD 100 | | | | | School Maintenance Grant |
| Other State | 50.0 | 50.0 | 100.0% | 50.0 | |
| EVERGREEN PARK ESD 124 | | | | | School Maintenance Grant |
| Other State | 50.0 | 50.0 | 100.0% | 50.0 | |
| CALUMET PUBLIC SD 132 | | | | | School Maintenance Grant |
| Other State | 50.0 | 50.0 | 100.0% | 50.0 | |
| DOLTON CUSD 149 | | | | | School Maintenance Grant |
| Other State | 50.0 | 50.0 | 100.0% | 50.0 | |
| COUNTY OF COOK SCHOOL DIST 157 | | | | | School Maintenance Grant |

| | <u>Funded Amount</u> | <u>Expended Year to Date</u> | <u>% Spent Year to Date</u> | <u>March Expenditures</u> | <u>Description</u> |
|--------------------------------|--------------------------|--------------------------------------|-------------------------------------|-------------------------------|--------------------------|
| Other State | 50.0 | 50.0 | 100.0% | 50.0 | |
| MATTESON SCHOOL DISTRICT 162 | | | | | School Maintenance Grant |
| Other State | 50.0 | 50.0 | 100.0% | 50.0 | |
| THORNTON THSD 205 | | | | | School Maintenance Grant |
| Other State | 50.0 | 50.0 | 100.0% | 50.0 | |
| CENTRALIA HSD 200 | | | | | School Maintenance Grant |
| Other State | 50.0 | 50.0 | 100.0% | 50.0 | |
| NASHVILLE CHSD 99 | | | | | School Maintenance Grant |
| Other State | 50.0 | 50.0 | 100.0% | 50.0 | |
| HIAWATHA CUSD 426 | | | | | School Maintenance Grant |
| Other State | 50.0 | 50.0 | 100.0% | 50.0 | |
| HARDIN CNTY CUD 1 | | | | | School Maintenance Grant |
| Other State | 50.0 | 50.0 | 100.0% | 50.0 | |
| JOHNSTON CITY CUSD 1 | | | | | School Maintenance Grant |
| Other State | 50.0 | 50.0 | 100.0% | 50.0 | |
| MT VERNON CITY SCHOOL 80 | | | | | School Maintenance Grant |
| Other State | 50.0 | 50.0 | 100.0% | 50.0 | |
| COUNTY OF JEFFERSON SD 82 | | | | | School Maintenance Grant |
| Other State | 50.0 | 50.0 | 100.0% | 50.0 | |
| ANNAWAN CUSD 226 | | | | | School Maintenance Grant |
| Other State | 50.0 | 50.0 | 100.0% | 50.0 | |
| DU QUOIN COMMUNITY UNIT SCHOOL | | | | | School Maintenance Grant |
| Other State | 50.0 | 50.0 | 100.0% | 50.0 | |
| SCHOOL DIST 131 KANE CO | | | | | School Maintenance Grant |
| Other State | 50.0 | 50.0 | 100.0% | 50.0 | |
| WARREN THSD 121 | | | | | School Maintenance Grant |
| Other State | 50.0 | 50.0 | 100.0% | 50.0 | |
| ZION-BENTON THSD 126 | | | | | School Maintenance Grant |
| Other State | 50.0 | 50.0 | 100.0% | 50.0 | |
| COMMUNITY HIGH SCHOOL DIST 128 | | | | | School Maintenance Grant |
| Other State | 50.0 | 50.0 | 100.0% | 50.0 | |
| STREATOR TWP HSD 40 | | | | | School Maintenance Grant |
| Other State | 50.0 | 50.0 | 100.0% | 50.0 | |
| MENDOTA COMMUNITY CONS SD 289 | | | | | School Maintenance Grant |
| Other State | 50.0 | 50.0 | 100.0% | 50.0 | |
| CARROLLTON CUSD 1 | | | | | School Maintenance Grant |
| Other State | 50.0 | 50.0 | 100.0% | 50.0 | |
| MARENGO CHSD 154 | | | | | School Maintenance Grant |
| Other State | 50.0 | 50.0 | 100.0% | 50.0 | |
| TRIOPIA CUSD 27 | | | | | School Maintenance Grant |
| Other State | 50.0 | 50.0 | 100.0% | 50.0 | |
| LEBANON CUSD 9 | | | | | School Maintenance Grant |
| Other State | 50.0 | 50.0 | 100.0% | 50.0 | |
| CAHOKIA CUSD 187 | | | | | School Maintenance Grant |
| Other State | 50.0 | 50.0 | 100.0% | 50.0 | |
| BOARD OF EDUCATION SD 189 | | | | | School Maintenance Grant |
| Other State | 50.0 | 50.0 | 100.0% | 50.0 | |
| DISTRICT 50 SCHOOLS | | | | | School Maintenance Grant |
| Other State | 50.0 | 50.0 | 100.0% | 50.0 | |

| | <u>Funded Amount</u> | <u>Expended Year to Date</u> | <u>% Spent Year to Date</u> | <u>March Expenditures</u> | <u>Description</u> |
|---------------------------------|--------------------------|--------------------------------------|-------------------------------------|-------------------------------|--------------------------|
| MORTON CUSD 709 | | | | | School Maintenance Grant |
| Other State | 50.0 | 50.0 | 100.0% | 50.0 | |
| ROSSVILLE-ALVIN CSD 7 | | | | | School Maintenance Grant |
| Other State | 50.0 | 50.0 | 100.0% | 50.0 | |
| MOKENA SD 159 | | | | | School Maintenance Grant |
| Other State | 50.0 | 50.0 | 100.0% | 50.0 | |
| BETHALTO CUSD 8 | | | | | School Maintenance Grant |
| Other State | 50.0 | 50.0 | 100.0% | 50.0 | |
| WILLIAMSVILLE CUSD 15 | | | | | School Maintenance Grant |
| Other State | 50.0 | 50.0 | 100.0% | 50.0 | |
| ILLINI BLUFFS CUSD 327 | | | | | School Maintenance Grant |
| Other State | 50.0 | 50.0 | 100.0% | 50.0 | |
| PEMBROKE CCSD 259 | | | | | School Maintenance Grant |
| Other State | 50.0 | 50.0 | 100.0% | 50.0 | |
| COOK COUNTY SCHOOL DISTRICT 133 | | | | | School Maintenance Grant |
| Other State | 50.0 | 50.0 | 100.0% | 50.0 | |
| FREEBURG CHSD 77 | | | | | School Maintenance Grant |
| Other State | 50.0 | 50.0 | 100.0% | 50.0 | |
| BALL CHATHAM CUSD 5 | | | | | School Maintenance Grant |
| Other State | 50.0 | 50.0 | 100.0% | 50.0 | |
| COOK COUNTY SCHOOL DIST 168 | | | | | School Maintenance Grant |
| Other State | 50.0 | 50.0 | 100.0% | 50.0 | |
| FENTON CHSD 100 | | | | | School Maintenance Grant |
| Other State | 50.0 | 50.0 | 100.0% | 50.0 | |
| ST ANNE CCSD 256 | | | | | School Maintenance Grant |
| Other State | 50.0 | 50.0 | 100.0% | 50.0 | |
| LAKE CO HIGH SCHL TECHNOLOGY | | | | | School Maintenance Grant |
| Other State | 50.0 | 50.0 | 100.0% | 50.0 | |
| EAST ALTON SD 13 | | | | | School Maintenance Grant |
| Other State | 50.0 | 50.0 | 100.0% | 50.0 | |
| DUPO CUSD 196 | | | | | School Maintenance Grant |
| Other State | 50.0 | 50.0 | 100.0% | 50.0 | |
| SHILOH VILLAGE SD 85 | | | | | School Maintenance Grant |
| Other State | 50.0 | 50.0 | 100.0% | 50.0 | |
| DANVILLE CCSD 118 | | | | | School Maintenance Grant |
| Other State | 50.0 | 50.0 | 100.0% | 50.0 | |
| ROCK FALLS ESD 13 | | | | | School Maintenance Grant |
| Other State | 50.0 | 50.0 | 100.0% | 50.0 | |
| COUNTY OF WILL SCHOOL DIST 88 | | | | | School Maintenance Grant |
| Other State | 50.0 | 50.0 | 100.0% | 50.0 | |
| COUNTY OF WILL SD90 | | | | | School Maintenance Grant |
| Other State | 50.0 | 50.0 | 100.0% | 50.0 | |
| CRETE-MONEE SD 201-U | | | | | School Maintenance Grant |
| Other State | 50.0 | 50.0 | 100.0% | 50.0 | |
| PLAINFIELD SD 202 | | | | | School Maintenance Grant |
| Other State | 50.0 | 50.0 | 100.0% | 50.0 | |
| LINCOLN WAY CHSD 210 | | | | | School Maintenance Grant |
| Other State | 50.0 | 50.0 | 100.0% | 50.0 | |
| COMMUNITY UNIT SCHOOL DIST 3 | | | | | School Maintenance Grant |

| | <u>Funded</u> | <u>Expended</u> | <u>% Spent</u> | <u>March</u> | <u>Description</u> |
|----------------------------------|---------------|-----------------|----------------|---------------------|--------------------------|
| | <u>Amount</u> | <u>Year to</u> | <u>Year to</u> | <u>Expenditures</u> | |
| | | <u>Date</u> | <u>Date</u> | | |
| Other State | 50.0 | 50.0 | 100.0% | 50.0 | |
| MENDON CUSD 4 | | | | | School Maintenance Grant |
| Other State | 50.0 | 50.0 | 100.0% | 50.0 | |
| QUINCY SD 172 | | | | | School Maintenance Grant |
| Other State | 50.0 | 50.0 | 100.0% | 50.0 | |
| PIKELAND CUSD 10 | | | | | School Maintenance Grant |
| Other State | 50.0 | 50.0 | 100.0% | 50.0 | |
| WESTERN COMMUNITY UNIT SD 12 | | | | | School Maintenance Grant |
| Other State | 50.0 | 50.0 | 100.0% | 50.0 | |
| VIENNA HSD 133 | | | | | School Maintenance Grant |
| Other State | 50.0 | 50.0 | 100.0% | 50.0 | |
| MASSAC COUNTY UNIT SCHOOL DIST 1 | | | | | School Maintenance Grant |
| Other State | 50.0 | 50.0 | 100.0% | 50.0 | |
| LICK CREEK CCSD 16 | | | | | School Maintenance Grant |
| Other State | 50.0 | 50.0 | 100.0% | 50.0 | |
| ANNA SD 37 | | | | | School Maintenance Grant |
| Other State | 50.0 | 50.0 | 100.0% | 50.0 | |
| BOND COUNTY 2 | | | | | School Maintenance Grant |
| Other State | 50.0 | 50.0 | 100.0% | 50.0 | |
| VANDALIA CUSD 203 | | | | | School Maintenance Grant |
| Other State | 50.0 | 50.0 | 100.0% | 50.0 | |
| KINNIKINNICK CCSD131 | | | | | School Maintenance Grant |
| Other State | 50.0 | 50.0 | 100.0% | 50.0 | |
| ROCKTON SD 140 | | | | | School Maintenance Grant |
| Other State | 50.0 | 50.0 | 100.0% | 50.0 | |
| WINNEBAGO CUSD 323 | | | | | School Maintenance Grant |
| Other State | 50.0 | 50.0 | 100.0% | 50.0 | |
| PROSPECT HEIGHTS SD 23 | | | | | School Maintenance Grant |
| Other State | 50.0 | 50.0 | 100.0% | 50.0 | |
| TOWNSHIP HSD 214 | | | | | School Maintenance Grant |
| Other State | 50.0 | 50.0 | 100.0% | 50.0 | |
| FRANKLIN PARK SD 84 | | | | | School Maintenance Grant |
| Other State | 50.0 | 50.0 | 100.0% | 50.0 | |
| COOK CO BD OF ED 89 | | | | | School Maintenance Grant |
| Other State | 50.0 | 50.0 | 100.0% | 50.0 | |
| LINDOP SD 92 | | | | | School Maintenance Grant |
| Other State | 50.0 | 50.0 | 100.0% | 50.0 | |
| COUNTY OF COOK SD 99 | | | | | School Maintenance Grant |
| Other State | 50.0 | 50.0 | 100.0% | 50.0 | |
| LA GRANGE SD 105 | | | | | School Maintenance Grant |
| Other State | 50.0 | 50.0 | 100.0% | 50.0 | |
| COOK COUNTY HSD 201 | | | | | School Maintenance Grant |
| Other State | 50.0 | 50.0 | 100.0% | 50.0 | |
| EVERGREEN PARK ESD 124 | | | | | School Maintenance Grant |
| Other State | 50.0 | 50.0 | 100.0% | 50.0 | |
| ALSIP-HAZLGRN-OAKLWN SD 126 | | | | | School Maintenance Grant |
| Other State | 50.0 | 50.0 | 100.0% | 50.0 | |
| CALUMET PUBLIC SD 132 | | | | | School Maintenance Grant |
| Other State | 50.0 | 50.0 | 100.0% | 50.0 | |

| | <u>Funded Amount</u> | <u>Expended Year to Date</u> | <u>% Spent Year to Date</u> | <u>March Expenditures</u> | <u>Description</u> |
|---------------------------------|--------------------------|--------------------------------------|-------------------------------------|-------------------------------|--------------------------|
| HARVEY SD 152 | | | | | School Maintenance Grant |
| Other State | 50.0 | 50.0 | 100.0% | 50.0 | |
| HAZEL CREST SD 152-5 | | | | | School Maintenance Grant |
| Other State | 50.0 | 50.0 | 100.0% | 50.0 | |
| HOMEWOOD SD 153 | | | | | School Maintenance Grant |
| Other State | 50.0 | 50.0 | 100.0% | 50.0 | |
| COOK COUNTY SCH 154 1-2 DIST | | | | | School Maintenance Grant |
| Other State | 50.0 | 50.0 | 100.0% | 50.0 | |
| CALUMET CITY SD 155 | | | | | School Maintenance Grant |
| Other State | 50.0 | 50.0 | 100.0% | 50.0 | |
| GALENA CUSD 120 | | | | | School Maintenance Grant |
| Other State | 50.0 | 50.0 | 100.0% | 50.0 | |
| WARREN CUSD 205 | | | | | School Maintenance Grant |
| Other State | 50.0 | 50.0 | 100.0% | 50.0 | |
| SCALES MOUND CUSD 211 | | | | | School Maintenance Grant |
| Other State | 50.0 | 50.0 | 100.0% | 50.0 | |
| FISHER CUSD 1 | | | | | School Maintenance Grant |
| Other State | 50.0 | 50.0 | 100.0% | 50.0 | |
| COMMUNITY UNIT SCHOOL DIST 3 | | | | | School Maintenance Grant |
| Other State | 50.0 | 50.0 | 100.0% | 50.0 | |
| CHAMPAIGN CUSD 4 | | | | | School Maintenance Grant |
| Other State | 50.0 | 50.0 | 100.0% | 50.0 | |
| COMMUNITY UNIT SCH DIST 7 | | | | | School Maintenance Grant |
| Other State | 50.0 | 50.0 | 100.0% | 50.0 | |
| GIBSON-MELVIN-SIBLEY CUSD 5 | | | | | School Maintenance Grant |
| Other State | 50.0 | 50.0 | 100.0% | 50.0 | |
| COUNTY OF CHRISTIAN TAYLORVILLE | | | | | School Maintenance Grant |
| Other State | 50.0 | 50.0 | 100.0% | 50.0 | |
| HILLSBORO CUSD 3 | | | | | School Maintenance Grant |
| Other State | 50.0 | 50.0 | 100.0% | 50.0 | |
| MARTINSVILLE CUSD 3C | | | | | School Maintenance Grant |
| Other State | 50.0 | 50.0 | 100.0% | 50.0 | |
| COMMUNITY UNIT SCHOOL DIST NO 6 | | | | | School Maintenance Grant |
| Other State | 50.0 | 50.0 | 100.0% | 50.0 | |
| CARLYLE CUSD 1 | | | | | School Maintenance Grant |
| Other State | 50.0 | 50.0 | 100.0% | 50.0 | |
| BREESE ELEMENTARY DIST 12 | | | | | School Maintenance Grant |
| Other State | 50.0 | 50.0 | 100.0% | 50.0 | |
| SYCAMORE CUSD 427 | | | | | School Maintenance Grant |
| Other State | 50.0 | 50.0 | 100.0% | 50.0 | |
| HINCKLEY BIG ROCK CUSD 429 | | | | | School Maintenance Grant |
| Other State | 50.0 | 50.0 | 100.0% | 50.0 | |
| TRI- POINT CUSD 6-J | | | | | School Maintenance Grant |
| Other State | 50.0 | 50.0 | 100.0% | 50.0 | |
| PONTIAC TWP HSD 90 | | | | | School Maintenance Grant |
| Other State | 50.0 | 50.0 | 100.0% | 50.0 | |
| COUNTY OF DUPAGE SCHOOL DIST 4 | | | | | School Maintenance Grant |
| Other State | 50.0 | 50.0 | 100.0% | 50.0 | |
| ITASCA PUBLIC SCHOOLS DIST 10 | | | | | School Maintenance Grant |

| | <u>Funded Amount</u> | <u>Expended Year to Date</u> | <u>% Spent Year to Date</u> | <u>March Expenditures</u> | <u>Description</u> |
|---|--------------------------|--------------------------------------|-------------------------------------|-------------------------------|--------------------------|
| Other State DOWNS GROVE GSD 58 | 50.0 | 50.0 | 100.0% | 50.0 | School Maintenance Grant |
| Other State COUNTY OF DUPAGE | 50.0 | 50.0 | 100.0% | 50.0 | School Maintenance Grant |
| Other State FENTON CHSD 100 | 50.0 | 50.0 | 100.0% | 50.0 | School Maintenance Grant |
| Other State COMMUNITY UNIT SCHOOL DIST 200 | 50.0 | 50.0 | 100.0% | 50.0 | School Maintenance Grant |
| Other State NORRIS CITY-OMAHA-ENFIELD CU 3 | 50.0 | 50.0 | 100.0% | 50.0 | School Maintenance Grant |
| Other State EWING NORTHERN CCSD 115 | 50.0 | 50.0 | 100.0% | 50.0 | School Maintenance Grant |
| Other State MARION CUSD 2 | 50.0 | 50.0 | 100.0% | 50.0 | School Maintenance Grant |
| Other State LEWISTOWN SCHOOL DISTRICT 97 | 50.0 | 50.0 | 100.0% | 50.0 | School Maintenance Grant |
| Other State GARDNER S WILMINGTON THSD 73 | 50.0 | 50.0 | 100.0% | 50.0 | School Maintenance Grant |
| Other State NEWARK CCSD 66 | 50.0 | 50.0 | 100.0% | 50.0 | School Maintenance Grant |
| Other State COUNTY OF JEFFERSON SD 82 | 50.0 | 50.0 | 100.0% | 50.0 | School Maintenance Grant |
| Other State WEST CENTRAL CUSD 235 | 50.0 | 0.0 | 0.0% | 0.0 | School Maintenance Grant |
| Other State PRINCETON TWP HSD 500 | 50.0 | 0.0 | 0.0% | 0.0 | School Maintenance Grant |
| Other State CAMBRIDGE CUSD 227 | 50.0 | 0.0 | 0.0% | 0.0 | School Maintenance Grant |
| Other State WETHERSFIELD CUSD 230 | 50.0 | 0.0 | 0.0% | 0.0 | School Maintenance Grant |
| Other State BRADFORD CUSD 1 | 50.0 | 0.0 | 0.0% | 0.0 | School Maintenance Grant |
| Other State GOREVILLE CUD 1 | 50.0 | 0.0 | 0.0% | 0.0 | School Maintenance Grant |
| Other State AVOCA SCHOOL DIST 37 | 50.0 | 0.0 | 0.0% | 0.0 | School Maintenance Grant |
| Other State RHODES SD 84-5 | 50.0 | 0.0 | 0.0% | 0.0 | School Maintenance Grant |
| Other State HILLSIDE SD 93 | 50.0 | 0.0 | 0.0% | 0.0 | School Maintenance Grant |
| Other State COOK COUNTY SCHOOL DIST 151 | 50.0 | 0.0 | 0.0% | 0.0 | School Maintenance Grant |
| Other State SUNNYBROOK SCHOOL DIST 171 | 50.0 | 0.0 | 0.0% | 0.0 | School Maintenance Grant |
| Other State ARTHUR CUSD 305 | 50.0 | 0.0 | 0.0% | 0.0 | School Maintenance Grant |
| Other State STEWARDSON-STRASBURG CUD 5A | 50.0 | 0.0 | 0.0% | 0.0 | School Maintenance Grant |
| Other State | 50.0 | 0.0 | 0.0% | 0.0 | |

| | <u>Funded Amount</u> | <u>Expended Year to Date</u> | <u>% Spent Year to Date</u> | <u>March Expenditures</u> | <u>Description</u> |
|--------------------------------|--------------------------|--------------------------------------|-------------------------------------|-------------------------------|--------------------------|
| SHELBYVILLE CUSD 4 | | | | | School Maintenance Grant |
| Other State | 50.0 | 0.0 | 0.0% | 0.0 | |
| CLAY CITY CUSD 10 | | | | | School Maintenance Grant |
| Other State | 50.0 | 0.0 | 0.0% | 0.0 | |
| JASPER COUNTY CUD 1 | | | | | School Maintenance Grant |
| Other State | 50.0 | 0.0 | 0.0% | 0.0 | |
| ASHLEY CCSD 15 | | | | | School Maintenance Grant |
| Other State | 50.0 | 0.0 | 0.0% | 0.0 | |
| NASHVILLE CHSD 99 | | | | | School Maintenance Grant |
| Other State | 50.0 | 0.0 | 0.0% | 0.0 | |
| MCLEAN COUNTY UD 5 | | | | | School Maintenance Grant |
| Other State | 50.0 | 0.0 | 0.0% | 0.0 | |
| HARDIN CNTY CUD 1 | | | | | School Maintenance Grant |
| Other State | 50.0 | 0.0 | 0.0% | 0.0 | |
| HARRISBURG CUSD 3 | | | | | School Maintenance Grant |
| Other State | 50.0 | 0.0 | 0.0% | 0.0 | |
| ELDORADO CUSD 4 | | | | | School Maintenance Grant |
| Other State | 50.0 | 0.0 | 0.0% | 0.0 | |
| HERRIN CUSD 4 | | | | | School Maintenance Grant |
| Other State | 50.0 | 0.0 | 0.0% | 0.0 | |
| WALTONVILLE CUSD 1 | | | | | School Maintenance Grant |
| Other State | 50.0 | 0.0 | 0.0% | 0.0 | |
| STARK COUNTY CUSD 100 | | | | | School Maintenance Grant |
| Other State | 50.0 | 0.0 | 0.0% | 0.0 | |
| GIANT CITY CCSD 130 | | | | | School Maintenance Grant |
| Other State | 50.0 | 0.0 | 0.0% | 0.0 | |
| CARBONDALE CHSD 165 | | | | | School Maintenance Grant |
| Other State | 50.0 | 0.0 | 0.0% | 0.0 | |
| ELVERADO CUSD 196 | | | | | School Maintenance Grant |
| Other State | 50.0 | 0.0 | 0.0% | 0.0 | |
| DU QUOIN COMMUNITY UNIT SCHOOL | | | | | School Maintenance Grant |
| Other State | 50.0 | 0.0 | 0.0% | 0.0 | |
| KANELAND CUSD 302 | | | | | School Maintenance Grant |
| Other State | 50.0 | 0.0 | 0.0% | 0.0 | |
| GENEVA CUSD 304 | | | | | School Maintenance Grant |
| Other State | 50.0 | 0.0 | 0.0% | 0.0 | |
| CENTRAL CUSD 4 | | | | | School Maintenance Grant |
| Other State | 50.0 | 0.0 | 0.0% | 0.0 | |
| IROQUOIS WEST CUSD 10 | | | | | School Maintenance Grant |
| Other State | 50.0 | 0.0 | 0.0% | 0.0 | |
| GALESBURG CUSD 205 | | | | | School Maintenance Grant |
| Other State | 50.0 | 0.0 | 0.0% | 0.0 | |
| EMMONS SD 33 | | | | | School Maintenance Grant |
| Other State | 50.0 | 0.0 | 0.0% | 0.0 | |
| ANTIOCH CCSD 34 | | | | | School Maintenance Grant |
| Other State | 50.0 | 0.0 | 0.0% | 0.0 | |
| COMMUNITY UNIT SCHOOL DIST 60 | | | | | School Maintenance Grant |
| Other State | 50.0 | 0.0 | 0.0% | 0.0 | |
| LINCOLN ESD 27 | | | | | School Maintenance Grant |

| | <u>Funded Amount</u> | <u>Expended Year to Date</u> | <u>% Spent Year to Date</u> | <u>March Expenditures</u> | <u>Description</u> |
|---------------------------|--------------------------|--------------------------------------|-------------------------------------|-------------------------------|--------------------------|
| Other State | 50.0 | 0.0 | 0.0% | 0.0 | |
| COUNTY OF ST CLAIR SD 130 | | | | | School Maintenance Grant |
| Other State | 50.0 | 0.0 | 0.0% | 0.0 | |
| SCHOOL DISTRICT NO 85 | | | | | School Maintenance Grant |
| Other State | 50.0 | 0.0 | 0.0% | 0.0 | |
| DANVILLE CCSD 118 | | | | | School Maintenance Grant |
| Other State | 50.0 | 0.0 | 0.0% | 0.0 | |
| FRANKFORT CCSD 157C | | | | | School Maintenance Grant |
| Other State | 50.0 | 0.0 | 0.0% | 0.0 | |

Grants Breakdown:

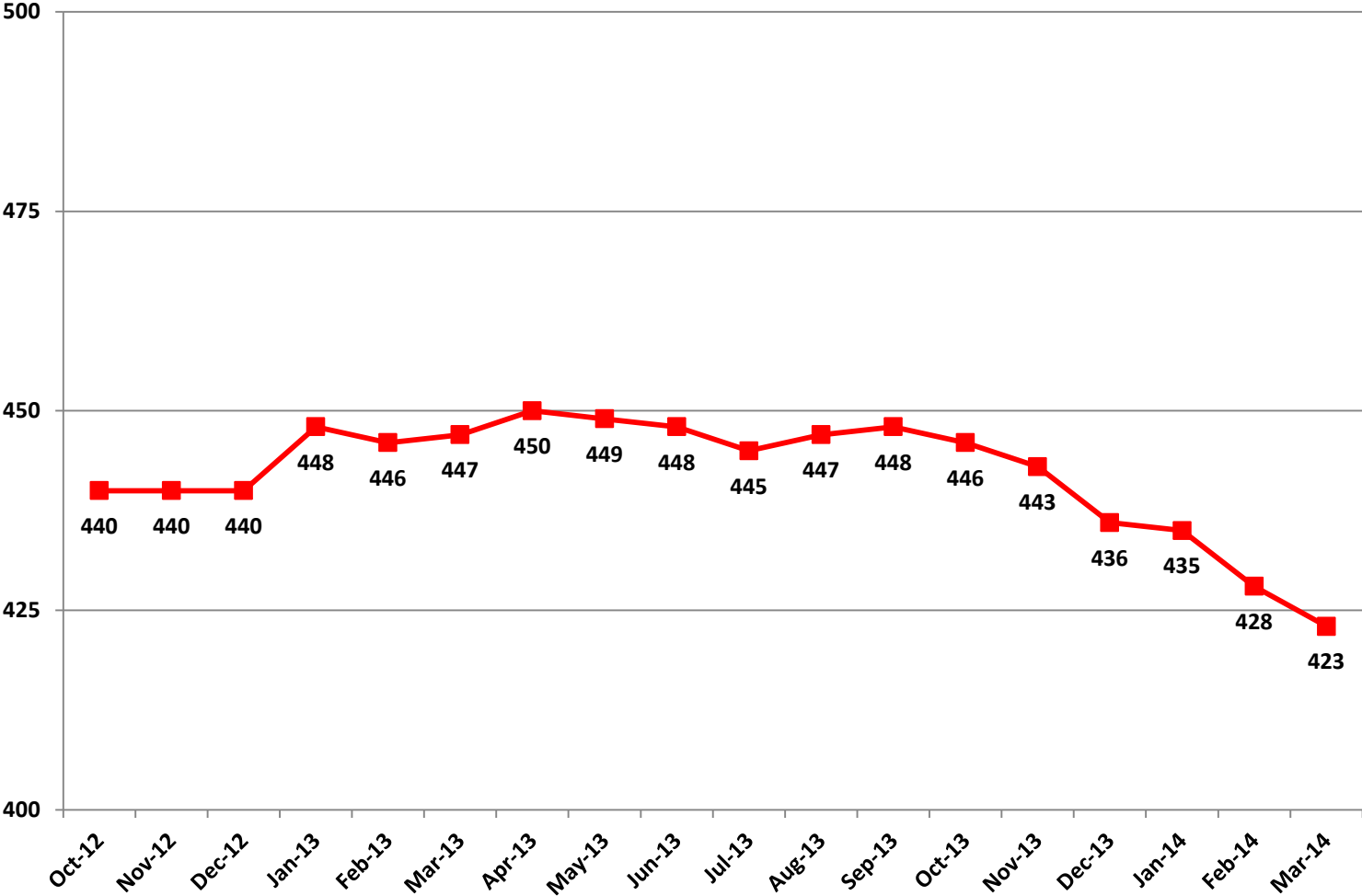
| | | | | | |
|------------------------------------|-------------|-----------|--------|---------|---|
| General State Aid | 4,442,198.3 | 3241026.2 | 73.0% | 404184 | Formula |
| Title I - Low Income | 930,000.0 | 255050.9 | 27.4% | 24290.6 | Formula |
| Child Nutrition | 725,000.0 | 438235.7 | 60.4% | 64298.4 | Formula - Reimbursement |
| IDEA | 700,000.0 | 244056.5 | 34.9% | 24757.2 | Formula |
| Transportation Spec Ed | 440,500.0 | 246065.8 | 55.9% | 93431.6 | Formula |
| Spec Ed Personnel | 440,200.0 | 350769.4 | 79.7% | 88879.5 | Formula |
| Spec Ed Extraordinary | 303,091.7 | 249444.5 | 82.3% | 53647.3 | Mandated Categorical-Supplemental |
| Early Childhood Block | 296,337.4 | 215940.9 | 72.9% | 26126.2 | Block grant for Pre-K, parent training and prevention initiative |
| Spec Ed Private Facility Tuition | 218,947.7 | 190703.5 | 87.1% | 50503.4 | Formula |
| Transportation Reg/Voc | 205,808.9 | 156363.4 | 76.0% | 49445.7 | Formula |
| Title II - Teacher Quality | 157,000.0 | 36515.5 | 23.3% | 4039.2 | Formula |
| Spec Ed Orphanage | 105,000.0 | 65053.4 | 62.0% | 8444.7 | Formula |
| Title IV - 21st Century | 74,000.0 | 25499.4 | 34.5% | 2955.7 | Competitive |
| Title I - Low Income - ARRA | 73,400.0 | 18590.8 | 25.3% | 264.7 | Formula - Federal Stimulus |
| Bilingual Education | 61,381.2 | 17275.9 | 28.1% | 0 | Mandated Categorical |
| Voc Ed - Federal | 55,000.0 | 21016.4 | 38.2% | 1243.4 | Formula and Competitive - to improve student academic and career skills |
| Title III - English Language Acq | 45,250.0 | 13114.2 | 29.0% | 540.4 | Grant |
| Vocational Education - State | 38,062.1 | 30550.8 | 80.3% | 2467.9 | Formula |
| IDEA Preschool | 25,000.0 | 8297.6 | 33.2% | 806.4 | Formula - special education, 3-5 year-olds |
| Emergency Financial Assistance | 16,140.0 | 1183.1 | 7.3% | 583.1 | Formula and loans to school districts |
| Race to the Top | 15,672.0 | 3532.5 | 22.5% | 16.4 | Grants to LEA's |
| Driver Education | 15,000.0 | 11250 | 75.0% | 3750 | Reimbursement |
| State Free Lunch and Breakfast | 14,300.0 | 11392.8 | 79.7% | 640.3 | Mandated Categorical - Reimbursement |
| Title II Math/Science Partnerships | 14,000.0 | 2138.8 | 15.3% | 104.9 | Formula |
| ROE Salaries | 12,400.0 | 8518 | 68.7% | 951.7 | Salaries for ROE's |
| Orphanage Tuition | 12,000.0 | 7104 | 59.2% | 2254.4 | Reimbursement to school districts for children residing in orphanages |
| Truant/Dropout/Optional Education | 11,500.0 | 9362.3 | 81.4% | 816.9 | Competitive - at-risk students/dropout prevention |
| Spec Ed Summer School | 10,100.0 | 10100 | 100.0% | 0 | Formula - Special ed students enrolled in summer sessions |
| Charter Schools - Federal | 9,000.0 | 0 | 0.0% | 0 | Competitive |
| Alternative Ed/Reg Safe Schools | 6,300.0 | 4924.1 | 78.2% | 673.2 | Formula |
| McKinney Homeless Ed | 5,000.0 | 775 | 15.5% | 101.7 | Competitive grants to school districts |
| Congressional Earmarks | 5,000.0 | 0 | 0.0% | 0 | Grants |
| School Tech. Rev. Loan | 5,000.0 | 3514.6 | 70.3% | 0 | Loans to schools to implement technology |
| IDEA Improvement Part D | 4,350.0 | 1129.5 | 26.0% | 400.9 | Reimbursement |
| Philip Rock Center | 3,577.8 | 2977.8 | 83.2% | 300 | Targeted Initiative |
| East St. Louis Sch Dist 189 | 3,000.0 | 3000 | 100.0% | 0 | Grant to East St. Louis Sch Dist 189 |
| Advanced Placement Fee | 3,000.0 | 2191.7 | 73.1% | 0 | Fee reimbursement for Adv Placement Exam and Int'l Baccalaureate exam |

| | <u>Funded</u> <u>Amount</u> | <u>Expended</u> <u>Year to</u> <u>Date</u> | <u>% Spent</u> <u>Year to</u> <u>Date</u> | <u>March</u> <u>Expenditures</u> | <u>Description</u> |
|---------------------------------------|--------------------------------|--|---|-------------------------------------|--|
| Reorg Incentive Feasibility Stdy | 2,500.0 | 2500 | 100.0% | 0 | Grants |
| ROE Bus Driver Training | 2,295.0 | 1809.1 | 78.8% | 168.2 | ROE Bus Driver Training |
| After School Matters | 2,000.0 | 1000 | 50.0% | 200 | Grant to After School Matters |
| Title VI-Flex. & Acct Rural Education | 2,000.0 | 397.4 | 19.9% | 64.7 | Grants to school districts |
| Agriculture Education | 1,800.0 | 1644 | 91.3% | 10.3 | Grants to school districts |
| Mat'ls for the Visually Impaired | 1,421.1 | 1000 | 70.4% | 100 | Targeted Init. - with The Chicago Lighthouse for People who are Blind or Visually Impaired |
| Temporary Relocation | 1,400.0 | 398.8 | 28.5% | 0 | Formula grants for school emergency relocation |
| Technology for Success -State | 1,250.0 | 966 | 77.3% | 122.2 | Grants |
| Lowest Performing Schools | 1,002.3 | 122 | 12.2% | 0 | Grants to lowest performing schools |
| Nat'l Board Certification | 1,000.0 | 98 | 9.8% | 0 | Grants |
| IL Coalition IM/RF Parent Mentor | 1,000.0 | 1000 | 100.0% | 166.7 | Grant to the Illions Coalition Immigrant and Refugee Rights Parent Mentor Program |
| Teach America | 1,000.0 | 1000 | 100.0% | 150 | Grant to Teach for America-Chicago |
| Recording - Blind and Dyslexic | 816.6 | 816.6 | 100.0% | 0 | Grant to increase achievement of students with visual impairments |
| Early Learning Challenge | 612.0 | 0 | 0.0% | 0 | Grant |
| Advanced Placement Classes/State | 500.0 | 299.5 | 59.9% | 28.8 | Grants |
| Indirect Grants | 500.0 | 0 | 100.0% | 0 | Grants to school districts |
| Deaf/Blind | 500.0 | 201.2 | 40.2% | 70.7 | Grant to Philip J. Rock Center |
| Children's Mental Health Partner | 300.0 | 0 | 0.0% | 0 | Grants |
| Tax Equivalent Grants | 222.6 | 222.6 | 100.0% | 0 | Grants |
| After School Rescue Fund | 200.0 | 0 | 0.0% | 0 | Grants to Schools for After School Programs |
| Monsanto Grant to EDL#189 | 165.0 | 157 | 0.0% | 0 | Grant to East St. Louis Sch Dist 189 |
| Autism Training & Tech Assist. | 100.0 | 80 | 80.0% | 10 | Grants to the IL Autism Training & Tech Assistance Program |
| Longitudinal Data System - DOE | 59.7 | 0 | 0.0% | 0 | Grants |
| Charter Schools-Rev Loan Fund | 20.0 | 0 | 0.0% | 0 | Other/Repayment of loans |

ILLINOIS STATE BOARD OF EDUCATION
Comparative Statement of Expenditures to Date (March 31, 2014)
Fiscal Years 2014 and 2013

| | FY14 | | | | FY13 | | | |
|--|-------------------------|-------------------------------|---|--------------------|-------------------------|-------------------------------|---|--------------------|
| | Appropriation Amount | Expenditures to Date (Direct) | Federal Indirect Cost Recovery Expenditures | Percentage to Date | Appropriation Amount | Expenditures to Date (Direct) | Federal Indirect Cost Recovery Expenditures | Percentage to Date |
| All Funds | | | | | | | | |
| Personal Services and Related Expenditures | \$ 50,034,555 | \$ 25,499,581 | \$ 1,554,255 | 54.07% | \$ 49,318,140 | \$ 25,940,744 | \$ 1,305,040 | 52.60% |
| Contractual Services | 33,001,434 | 8,671,029 | 475,934 | 27.72% | 31,953,380 | 7,808,890 | 427,880 | 24.44% |
| Travel | 2,219,445 | 676,046 | 23,125 | 31.50% | 2,229,370 | 686,061 | 33,120 | 30.77% |
| Commodities | 495,296 | 64,630 | 13,996 | 15.87% | 530,377 | 83,717 | 49,077 | 15.78% |
| Printing | 564,475 | 26,503 | 1,775 | 5.01% | 592,564 | 22,118 | 29,864 | 3.73% |
| Equipment | 1,171,086 | 37,709 | 38,886 | 6.54% | 1,203,081 | 184,474 | 70,881 | 15.33% |
| Telecommunications | 909,743 | 297,239 | 743 | 32.75% | 980,847 | 215,985 | 71,847 | 22.02% |
| Operation of Automotive Equipment | 23,800 | 12,103 | - | 50.85% | 23,800 | 16,036 | - | 67.38% |
| Lump Sums | 109,026,789 | 34,964,803 | - | 32.07% | 75,547,793 | 30,723,051 | - | 40.67% |
| Sub-total | 197,446,622 | 70,249,644 | 2,108,713 | 36.65% | 162,379,352 | 65,681,076 | 1,987,709 | 40.45% |
| Awards and Grants | 9,598,858,164 | 5,929,341,244 | - | 61.77% | 9,431,543,783 | 5,902,216,727 | - | 62.58% |
| Construction Grants | 67,285,147 | 39,183,461 | - | 58.23% | 84,125,824 | 16,431,059 | - | 0.00% |
| Total All Funds | \$ 9,863,589,933 | \$ 6,038,774,349 | \$ 2,108,713 | 61.24% | \$ 9,678,048,959 | \$ 5,984,328,862 | \$ 1,987,709 | 61.83% |
| General Revenue Fund | | | | | | | | |
| Personal Services and Related Expenditures | \$ 16,272,600 | \$ 11,453,820 | \$ - | 70.39% | \$ 16,745,700 | \$ 11,814,712 | \$ - | 70.55% |
| Contractual Services | 6,000,000 | 3,301,487 | - | 55.02% | 6,000,000 | 3,066,825 | - | 51.11% |
| Travel | 166,320 | 139,128 | - | 83.65% | 166,250 | 142,946 | - | 85.98% |
| Commodities | 71,300 | 33,426 | - | 46.88% | 71,300 | 15,246 | - | 21.38% |
| Printing | 64,700 | 22,379 | - | 34.59% | 64,700 | 9,933 | - | 15.35% |
| Equipment | 132,200 | 20,085 | - | 15.19% | 132,200 | 41,172 | - | 31.14% |
| Telecommunications | 450,000 | 297,239 | - | 66.05% | 450,000 | 215,985 | - | 48.00% |
| Operation of Automotive Equipment | 23,800 | 12,103 | - | 50.85% | 23,800 | 16,036 | - | 67.38% |
| Lump Sums | 28,176,302 | 21,550,364 | - | 76.48% | 30,246,302 | 24,611,690 | - | 81.37% |
| Sub-total | 51,357,222 | 36,830,030 | - | 71.71% | 53,900,252 | 39,934,545 | - | 74.09% |
| Awards and Grants | 2,193,424,904 | 1,586,793,359 | - | 72.34% | 2,200,146,283 | 1,584,217,041 | - | 72.01% |
| Total General Revenue Fund | \$ 2,244,782,126 | \$ 1,623,623,388 | \$ - | 72.33% | \$ 2,254,046,535 | \$ 1,624,151,586 | \$ - | 72.05% |
| Other State Funds | | | | | | | | |
| Lump Sums | \$ 24,178,900 | \$ 4,643,332 | \$ - | 19.20% | \$ 23,508,900 | \$ 3,516,518 | \$ - | 14.96% |
| Sub-total | 24,178,900 | 4,643,332 | - | 19.20% | 23,508,900 | 3,516,518 | - | 14.96% |
| Awards and Grants | 4,519,933,260 | 3,268,179,658 | - | 72.31% | 4,348,697,500 | 3,153,385,461 | - | 72.51% |
| Construction Grants | 67,285,147 | 39,183,461 | - | | 84,125,824 | 16,431,059 | - | 0.00% |
| Total Other State Funds | \$ 4,611,397,307 | \$ 3,312,006,451 | \$ - | 71.82% | \$ 4,456,332,224 | \$ 3,173,333,038 | \$ - | 71.21% |
| Federal Funds | | | | | | | | |
| Personal Services and Related Expenditures | \$ 32,207,700 | \$ 14,045,761 | \$ - | 43.61% | \$ 31,267,400 | \$ 14,126,032 | \$ - | 45.18% |
| Contractual Services | 26,525,500 | 5,369,543 | - | 20.24% | 25,525,500 | 4,742,065 | - | 18.58% |
| Travel | 2,030,000 | 536,918 | - | 26.45% | 2,030,000 | 543,115 | - | 26.75% |
| Commodities | 410,000 | 31,204 | - | 7.61% | 410,000 | 68,471 | - | 16.70% |
| Printing | 498,000 | 4,125 | - | 0.83% | 498,000 | 12,185 | - | 2.45% |
| Equipment | 1,000,000 | 17,624 | - | 1.76% | 1,000,000 | 143,302 | - | 14.33% |
| Telecommunications | 459,000 | - | - | 0.00% | 459,000 | - | - | 0.00% |
| Lump Sums | 58,780,300 | 10,879,821 | - | 18.51% | 23,780,300 | 4,582,552 | - | 19.27% |
| Sub-total | 121,910,500 | 30,884,995 | - | 25.33% | 84,970,200 | 24,217,722 | - | 28.50% |
| Awards and Grants | 2,885,500,000 | 1,074,368,227 | - | 37.23% | 2,882,700,000 | 1,164,614,225 | - | 40.40% |
| Total Federal Funds | \$ 3,007,410,500 | \$ 1,105,253,223 | \$ - | 36.75% | \$ 2,967,670,200 | \$ 1,188,831,947 | \$ - | 40.06% |

**ILLINOIS STATE BOARD OF EDUCATION
18-MONTH HEADCOUNT HISTORY
(AS OF MARCH 2014)**

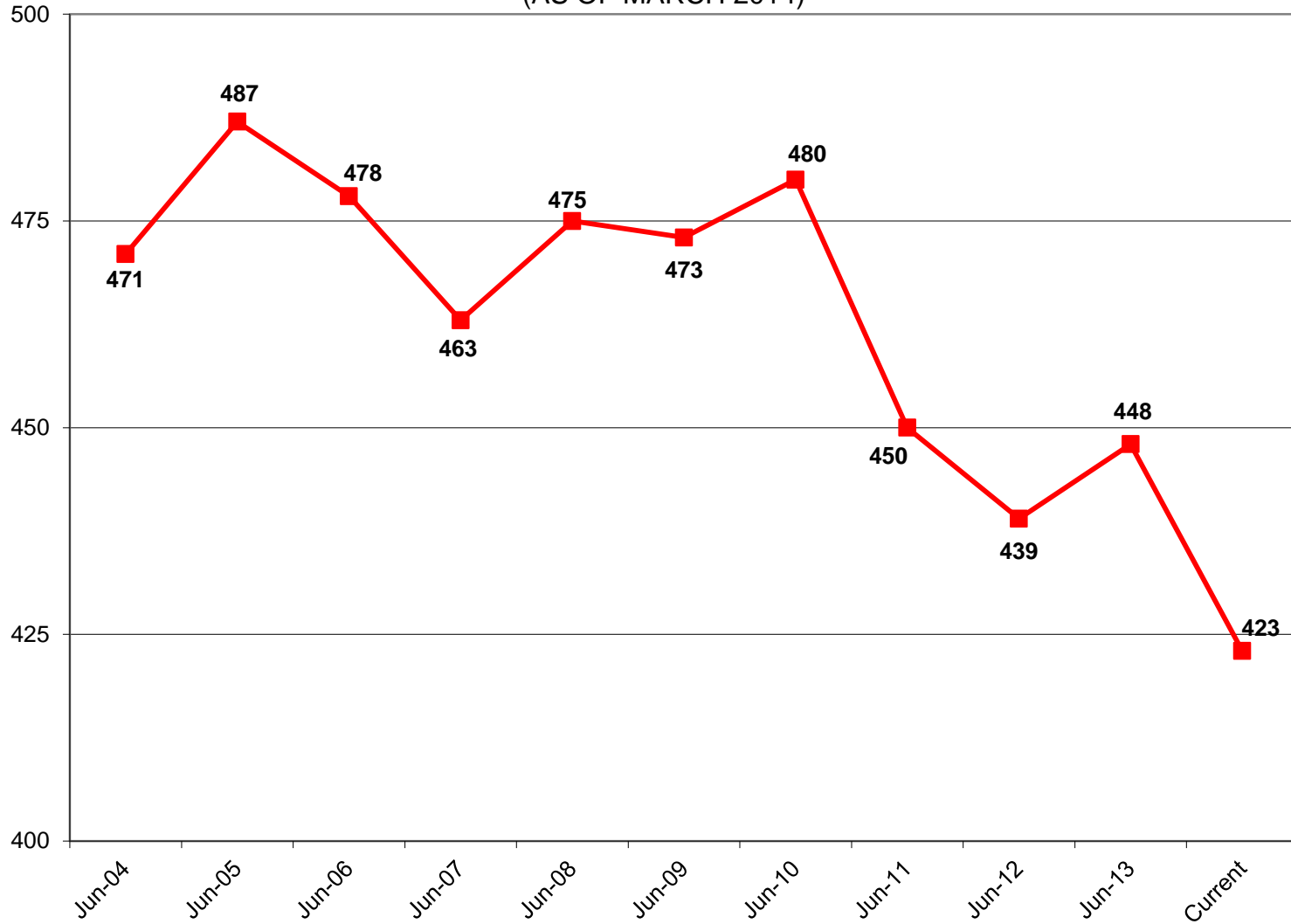


**ILLINOIS STATE BOARD OF EDUCATION
AGENCY STAFF DETAIL AS OF MARCH 2014**

| | Mgmt. | Prof. | Support | GRF | Non-GRF | Total |
|--|----------|-----------|----------|-----------|-----------|-----------|
| STATE SUPERINTENDENT | | | | | | |
| State Superintendent's Office | <u>1</u> | <u>2</u> | <u>0</u> | <u>3</u> | <u>0</u> | <u>3</u> |
| Sub-Total | 1 | 2 | 0 | 3 | 0 | 3 |
| GENERAL COUNSEL | | | | | | |
| Legal | 4 | 15 | 2 | 19 | 2 | 21 |
| Governmental Relations | <u>0</u> | <u>2</u> | <u>0</u> | <u>2</u> | <u>0</u> | <u>2</u> |
| Sub-Total | 4 | 17 | 2 | 21 | 2 | 23 |
| DEPUTY SUPERINTENDENT/ DIRECTOR OF PUBLIC INFORMATION | | | | | | |
| Center Administration | 1 | 0 | 1 | 2 | 0 | 2 |
| Board Services | 0 | 1 | 0 | 1 | 0 | 1 |
| Public Information | <u>1</u> | <u>5</u> | <u>1</u> | <u>7</u> | <u>0</u> | <u>7</u> |
| Sub-Total | 2 | 6 | 2 | 10 | 0 | 10 |
| INTERNAL AUDIT | | | | | | |
| Center Administration | 1 | 2 | 0 | 3 | 0 | 3 |
| Federal and State Monitoring | <u>2</u> | <u>16</u> | <u>1</u> | <u>19</u> | <u>0</u> | <u>19</u> |
| Sub-Total | 3 | 18 | 1 | 22 | 0 | 22 |
| DEPUTY SUPERINTENDENT/ CHIEF EDUCATION OFFICER | | | | | | |
| Center Administration | <u>3</u> | <u>0</u> | <u>2</u> | <u>4</u> | <u>1</u> | <u>5</u> |
| Sub-Total | 3 | 0 | 2 | 4 | 1 | 5 |
| INNOVATION AND IMPROVEMENT | | | | | | |
| Center Administration | 1 | 0 | 2 | 2 | 1 | 3 |
| College and Career Readiness | 1 | 12 | 2 | 8 | 7 | 15 |
| Title Grant Administration | 1 | 14 | 3 | 2 | 16 | 18 |
| System of Support & District Intervention | <u>1</u> | <u>4</u> | <u>1</u> | <u>0</u> | <u>6</u> | <u>6</u> |
| Sub-Total | 4 | 30 | 8 | 12 | 30 | 42 |
| SPECIALIZED INSTRUCTION, NUTRITION & WELLNESS | | | | | | |
| Center Administration | 1 | 0 | 1 | 0 | 2 | 2 |
| Special Education Services | 3 | 40 | 7 | 0 | 50 | 50 |
| Nutrition and Wellness Programs | <u>1</u> | <u>33</u> | <u>3</u> | <u>4</u> | <u>33</u> | <u>37</u> |
| Sub-Total | 5 | 73 | 11 | 4 | 85 | 89 |
| LANGUAGE & EARLY CHILDHOOD DEVELOPMENT | | | | | | |
| Center Administration | 1 | 0 | 1 | 2 | 0 | 2 |
| Early Childhood | 1 | 7 | 1 | 4 | 5 | 9 |
| English Language Learning | <u>1</u> | <u>7</u> | <u>1</u> | <u>4</u> | <u>5</u> | <u>9</u> |
| Sub-Total | 3 | 14 | 3 | 10 | 10 | 20 |
| DIRECTOR OF ASSESSMENTS | | | | | | |
| Assessment | <u>2</u> | <u>11</u> | <u>2</u> | <u>13</u> | <u>2</u> | <u>15</u> |
| Sub-Total | 2 | 11 | 2 | 13 | 2 | 15 |
| TEACHER AND LEADER EFFECTIVENESS | | | | | | |
| Center Administration | 1 | 0 | 1 | 2 | 0 | 2 |
| Educator Licensure | 1 | 11 | 6 | 0 | 18 | 18 |
| Preparation and Evaluation | <u>1</u> | <u>3</u> | <u>1</u> | <u>5</u> | <u>0</u> | <u>5</u> |
| Sub-Total | 3 | 14 | 8 | 7 | 18 | 25 |

| | Mgmt. | Prof. | Support | GRF | Non-GRF | Total |
|----------------------------------|-----------|------------|-----------|------------|------------|------------|
| CHIEF OPERATING OFFICER | | | | | | |
| Center Administration | 1 | 0 | 1 | 2 | 0 | 2 |
| Human Resources | 2 | 5 | 5 | 12 | 0 | 12 |
| Facility Management | 1 | 2 | 12 | 15 | 0 | 15 |
| Information Technology | <u>6</u> | <u>47</u> | <u>3</u> | <u>53</u> | <u>3</u> | <u>56</u> |
| Sub-Total | 10 | 54 | 21 | 82 | 3 | 85 |
| CHIEF PERFORMANCE OFFICER | | | | | | |
| Center Administration | 2 | 8 | 2 | 9 | 3 | 12 |
| Data Analysis and Accountability | <u>1</u> | <u>5</u> | <u>0</u> | <u>3</u> | <u>3</u> | <u>6</u> |
| Sub-Total | 3 | 13 | 2 | 12 | 6 | 18 |
| CHIEF FINANCIAL OFFICER | | | | | | |
| Center Administration | 1 | 1 | 1 | 3 | 0 | 3 |
| Budget & Financial Management | 1 | 2 | 0 | 3 | 0 | 3 |
| Fiscal & Procurement Services | 1 | 10 | 4 | 15 | 0 | 15 |
| Funding and Disbursements | 2 | 18 | 7 | 15 | 12 | 27 |
| School Business Services | <u>2</u> | <u>13</u> | <u>3</u> | <u>18</u> | <u>0</u> | <u>18</u> |
| Sub-Total | 7 | 44 | 15 | 54 | 12 | 66 |
| GRAND TOTAL, ALL CENTERS | 50 | 296 | 77 | 254 | 169 | 423 |
| | 12% | 70% | 18% | 60% | 40% | 100% |

**ILLINOIS STATE BOARD OF EDUCATION
10-yr HEADCOUNT HISTORY
(AS OF MARCH 2014)**



**Illinois State Board of Education
Contract Awards
March 1, 2014 through March 31, 2014**

| Vendor | Illinois Procurement Bulletin Award Notice Date |
|---------------------------------|--|
| Capitol Strategies Consulting | 3/20/2014 |
| Capitol Strategies Consulting | 3/20/2014 |
| Hambrick & Associates | 3/27/2014 |
| Southern Illinois University | n/a |
| COOK CO BD OF ED 89 | n/a |
| BOARD OF EDUCATION SD 100 | n/a |
| EVERGREEN PARK ESD 124 | n/a |
| CALUMET PUBLIC SD 132 | n/a |
| SCHOOL DISTRICT 143 COOK COUNTY | n/a |
| ARBOR PARK SD 145 | n/a |
| DOLTON CUSD 149 | n/a |
| COUNTY OF COOK SCHOOL DIST 157 | n/a |
| COUNTRY CLUB HILLS SD 160 | n/a |
| MATTESON SCHOOL DISTRICT 162 | n/a |
| THORNTON THSD 205 | n/a |
| CENTRALIA HSD 200 | n/a |
| NASHVILLE CHSD 99 | n/a |
| HIAWATHA CUSD 426 | n/a |
| HARDIN CNTY CUD 1 | n/a |
| ZEIGLER-ROYALTON CUSD 188 | n/a |
| SESSER-VALIER CUSD 196 | n/a |
| JOHNSTON CITY CUSD 1 | n/a |
| GARDNER CCSD 72C | n/a |
| MT VERNON CITY SCHOOL 80 | n/a |
| COUNTY OF JEFFERSON SD 82 | n/a |
| ANNAWAN CUSD 226 | n/a |
| KEWANEE CUSD 229 | n/a |
| UNITY POINT CCSD 140 | n/a |

| | |
|----------------------------------|-----|
| DU QUOIN COMMUNITY UNIT SCHOOL | n/a |
| SCHOOL DIST 131 KANE CO | n/a |
| WARREN THSD 121 | n/a |
| ZION-BENTON THSD 126 | n/a |
| COMMUNITY HIGH SCHOOL DIST 128 | n/a |
| STREATOR TWP HSD 40 | n/a |
| MENDOTA COMMUNITY CONS SD 289 | n/a |
| CHESTER-EAST LINCOLN CCSD 61 | n/a |
| CARROLLTON CUSD 1 | n/a |
| MARENGO CHSD 154 | n/a |
| VIRGINIA CUSD 64 | n/a |
| MEREDOSIA-CHAMBERSBURG CUSD 11 | n/a |
| TRIOPIA CUSD 27 | n/a |
| COMMUNITY UNIT SCHOOL DISTRICT 1 | n/a |
| LEBANON CUSD 9 | n/a |
| ST LIBORY CSD 30 | n/a |
| CAHOKIA CUSD 187 | n/a |
| BOARD OF EDUCATION SD 189 | n/a |
| BELLEVILLE TWP HSD 201 | n/a |
| DISTRICT 50 SCHOOLS | n/a |
| WASHINGTON SD 52 | n/a |
| SCHOOL DISTRICT NO 85 | n/a |
| EAST PEORIA SD 86 | n/a |
| SCHOOL DIST NO 102 | n/a |
| SOUTH PEKIN SD 137 | n/a |
| MORTON CUSD 709 | n/a |
| ROSSVILLE-ALVIN CSD 7 | n/a |
| ESWOOD CCD 269 | n/a |
| MOKENA SD 159 | n/a |
| BETHALTO CUSD 8 | n/a |
| WILLIAMSVILLE CUSD 15 | n/a |
| LOCKPORT TWP HSD 205 | n/a |
| ILLINI BLUFFS CUSD 327 | n/a |
| PEMBROKE CCSD 259 | n/a |
| NORTH GREENE USD 3 | n/a |
| BENSENVILLE ELEM SCH DIST 2 | n/a |
| COOK COUNTY SCHOOL DISTRICT 133 | n/a |
| FREEBURG CHSD 77 | n/a |
| TRI CITY CUSD 1 | n/a |
| BALL CHATHAM CUSD 5 | n/a |
| COOK COUNTY SCHOOL DIST 168 | n/a |
| FENTON CHSD 100 | n/a |
| ST ANNE CCSD 256 | n/a |
| LAKE CO HIGH SCHL TECHNOLOGY | n/a |
| MADISON CUSD 12 | n/a |
| EAST ALTON SD 13 | n/a |
| DUPO CUSD 196 | n/a |

| | |
|----------------------------------|-----|
| SHILOH VILLAGE SD 85 | n/a |
| JOLIET TWP HSD 204 | n/a |
| DANVILLE CCSD 118 | n/a |
| ROCK FALLS ESD 13 | n/a |
| COUNTY OF WILL SCHOOL DIST 88 | n/a |
| COUNTY OF WILL SD90 | n/a |
| MANHATTAN SD 114 | n/a |
| SUMMIT HILL SD 161 | n/a |
| CRETE-MONEE SD 201-U | n/a |
| PLAINFIELD SD 202 | n/a |
| ELWOOD CCSD 203 | n/a |
| PEOTONE CUSD 207U | n/a |
| LINCOLN WAY CHSD 210 | n/a |
| COMMUNITY UNIT SCHOOL DIST 3 | n/a |
| MENDON CUSD 4 | n/a |
| QUINCY SD 172 | n/a |
| PIKELAND CUSD 10 | n/a |
| WESTERN COMMUNITY UNIT SD 12 | n/a |
| VIENNA HSD 133 | n/a |
| MASSAC COUNTY UNIT SCHOOL DIST 1 | n/a |
| LICK CREEK CCSD 16 | n/a |
| ANNA SD 37 | n/a |
| SHAWNEE CUSD 84 | n/a |
| BOND COUNTY 2 | n/a |
| EFFINGHAM CUSD 40 | n/a |
| VANDALIA CUSD 203 | n/a |
| NORTH BOONE CUD 200 | n/a |
| KINNIKINNICK CCSD131 | n/a |
| ROCKTON SD 140 | n/a |
| WINNEBAGO CUSD 323 | n/a |
| PROSPECT HEIGHTS SD 23 | n/a |
| RIVER TRAILS SD 26 | n/a |
| TOWNSHIP HSD 214 | n/a |
| FRANKLIN PARK SD 84 | n/a |
| COOK CO BD OF ED 89 | n/a |
| LINDOP SD 92 | n/a |
| OAK PARK SD 97 | n/a |
| COUNTY OF COOK SD 99 | n/a |
| LA GRANGE SD 105 | n/a |
| PLEASANTDALE SD 107 | n/a |
| COOK COUNTY HSD 201 | n/a |
| PALOS CCSD 118 | n/a |
| EVERGREEN PARK ESD 124 | n/a |
| ATWOOD HEIGHTS DISTRICT 125 | n/a |
| ALSIP-HAZLGRN-OAKLWN SD 126 | n/a |
| CALUMET PUBLIC SD 132 | n/a |
| HARVEY SD 152 | n/a |

| | |
|---------------------------------|-----|
| HAZEL CREST SD 152-5 | n/a |
| HOMewood SD 153 | n/a |
| COOK COUNTY SCH 154 1-2 DIST | n/a |
| CALUMET CITY SD 155 | n/a |
| GALENA CUSD 120 | n/a |
| WARREN CUSD 205 | n/a |
| SCALES MOUND CUSD 211 | n/a |
| FISHER CUSD 1 | n/a |
| COMMUNITY UNIT SCHOOL DIST 3 | n/a |
| CHAMPAIGN CUSD 4 | n/a |
| COMMUNITY UNIT SCH DIST 7 | n/a |
| GIBSON-MELVIN-SIBLEY CUSD 5 | n/a |
| COUNTY OF CHRISTIAN TAYLORVILLE | n/a |
| PANA SD 8 | n/a |
| PANHANDLE COMM UNIT SCH DIST | n/a |
| HILLSBORO CUSD 3 | n/a |
| MARTINSVILLE CUSD 3C | n/a |
| CASEY-WESTFIELD CUSD 4C | n/a |
| ARCOLA CUSD 306 | n/a |
| COMMUNITY UNIT SCHOOL DIST NO 6 | n/a |
| COWDEN-HERRICK CUSD 3A | n/a |
| CENTRAL A AND M COMMUNITY UNIT | n/a |
| COUNTY OF CRAWFORD CUSD 1 | n/a |
| CARLYLE CUSD 1 | n/a |
| BREESE ELEMENTARY DIST 12 | n/a |
| WILLOW GROVE SD 46 | n/a |
| GERMANTOWN SD 60 | n/a |
| RACCOON CSD 1 | n/a |
| IUKA COMMUNITY CONSOLIDATED SC | n/a |
| CENTRAL CITY SD 133 | n/a |
| SALEM CHSD 600 | n/a |
| OAKDALE C C SCHOOL DISTRICT | n/a |
| HOYLETON CSD 29 | n/a |
| SYCAMORE CUSD 427 | n/a |
| HINCKLEY BIG ROCK CUSD 429 | n/a |
| TRI- POINT CUSD 6-J | n/a |
| PRAIRIE CENTRAL CUSD 8 | n/a |
| PONTIAC TWP HSD 90 | n/a |
| LEROY CUSD 2 | n/a |
| COUNTY OF DUPAGE SCHOOL DIST 4 | n/a |
| ITASCA PUBLIC SCHOOLS DIST 10 | n/a |
| MEDINAH SD 11 | n/a |
| BENJAMIN SD 25 | n/a |
| DOWNERS GROVE GSD 58 | n/a |
| MAERCKER SD 60 | n/a |
| COUNTY OF DUPAGE | n/a |
| FENTON CHSD 100 | n/a |

| | |
|--------------------------------|-----|
| COMM CONS SCH DIST 180 | n/a |
| COMMUNITY UNIT SCHOOL DIST 200 | n/a |
| POPE CO CUD 1 | n/a |
| GRAYVILLE CUSD 1 | n/a |
| NORRIS CITY-OMAHA-ENFIELD CU 3 | n/a |
| EWING NORTHERN CCSD 115 | n/a |
| MARION CUSD 2 | n/a |
| CARTERVILLE CUSD 5 | n/a |
| V I T UNIT SCHOOL DIST 2 | n/a |
| CANTON UNION SD 66 | n/a |
| LEWISTOWN SCHOOL DISTRICT 97 | n/a |
| MAZON-VERONA-KINSMAN ESD 2C | n/a |
| GARDNER S WILMINGTON THSD 73 | n/a |
| SOUTH WILMINGTON CSD 74 | n/a |
| NEWARK CCSD 66 | n/a |
| HAMILTON CNTY CUSD 10 | n/a |
| COUNTY OF JEFFERSON | n/a |
| INA CCSD 8 | n/a |
| MCCLELLAN CCSD 12 | n/a |
| COUNTY OF JEFFERSON SD 82 | n/a |
| WEST CENTRAL CUSD 235 | n/a |
| UNITED CUSD 304 | n/a |
| SCHOOL DIST 94 BUREAU COUNTY | n/a |
| PRINCETON TWP HSD 500 | n/a |
| CAMBRIDGE CUSD 227 | n/a |
| KEWANEE CUSD 229 | n/a |
| WETHERSFIELD CUSD 230 | n/a |
| BRADFORD CUSD 1 | n/a |
| GOREVILLE CUD 1 | n/a |
| AVOCA SCHOOL DIST 37 | n/a |
| RHODES SD 84-5 | n/a |
| HILLSIDE SD 93 | n/a |
| LAGRANGE HIGHLANDS SD 106 | n/a |
| SCHOOL DIST 234 RIDGEWOOD HIGH | n/a |
| COOK COUNTY SCHOOL DIST 151 | n/a |
| SUNNYBROOK SCHOOL DIST 171 | n/a |
| LITCHFIELD CUD 12 | n/a |
| ARTHUR CUSD 305 | n/a |
| STEWARDSON-STRASBURG CUD 5A | n/a |
| SHELBYVILLE CUSD 4 | n/a |
| CLAY CITY CUSD 10 | n/a |
| JASPER COUNTY CUD 1 | n/a |
| WESCLIN CUSD 3 | n/a |
| ASHLEY CCSD 15 | n/a |
| NASHVILLE CHSD 99 | n/a |
| COMMUNITY UNIT DIST 425 | n/a |
| HEYWORTH CUSD 4 | n/a |

| | |
|--------------------------------|-----|
| MCLEAN COUNTY UD 5 | n/a |
| HARDIN CNTY CUD 1 | n/a |
| HARRISBURG CUSD 3 | n/a |
| ELDORADO CUSD 4 | n/a |
| COUNTY OF WAYNE | n/a |
| HERRIN CUSD 4 | n/a |
| WALTONVILLE CUSD 1 | n/a |
| JEFFERSON COUNTY OF | n/a |
| DODDS COMM CONS SCHOOL DIST | n/a |
| PRINCETON ELEM SD 115 | n/a |
| STARK COUNTY CUSD 100 | n/a |
| DESOTO CCSD 86 | n/a |
| GIANT CITY CCSD 130 | n/a |
| CARBONDALE CHSD 165 | n/a |
| ELVERADO CUSD 196 | n/a |
| DU QUOIN COMMUNITY UNIT SCHOOL | n/a |
| KANELAND CUSD 302 | n/a |
| GENEVA CUSD 304 | n/a |
| CENTRAL CUSD 4 | n/a |
| IROQUOIS WEST CUSD 10 | n/a |
| GRANT PARK CUSD 6 | n/a |
| ST ANNE CCSD 256 | n/a |
| PEMBROKE CCSD 259 | n/a |
| GALESBURG CUSD 205 | n/a |
| WILLIAMSFIELD CUSD 210 | n/a |
| WINTHROP HARBOR SD 1 | n/a |
| EMMONS SD 33 | n/a |
| ANTIOCH CCSD 34 | n/a |
| GAVIN SD 37 | n/a |
| COMMUNITY UNIT SCHOOL DIST 60 | n/a |
| EARLVILLE CUSD 9 | n/a |
| LINCOLN ESD 27 | n/a |
| BOARD OF EDUCATION CITY OF | n/a |
| LIMESTONE WALTERS CCSD 316 | n/a |
| RIVERDALE CUSD 100 | n/a |
| COUNTY OF ST CLAIR SD 130 | n/a |
| SCHOOL DISTRICT NO 85 | n/a |
| DANVILLE CCSD 118 | n/a |
| FRANKFORT CCSD 157C | n/a |

| Type of Award | Term | Contract Term Amount |
|---------------------------------|-----------------------------|----------------------|
| Contract Renewal | 7/1/14-6/30/15 | \$ 167,328.00 |
| Contract Renewal | 7/1/14-6/30/15 | \$ 159,360.00 |
| Contract Award Notice | upon execution- 12/31/14 | \$ 724,013.85 |
| New Intergovernmental Agreement | 3/21/14-8/31/14 | \$ 103,809.00 |
| Grant | 2/21/14-6/30/14 | \$ 50,000.00 |
| Grant | 2/27/14-6/30/14 | \$ 50,000.00 |
| Grant | 2/27/14-6/30/14 | \$ 50,000.00 |
| Grant | 2/27/14-6/30/14 | \$ 50,000.00 |
| Grant | 2/27/14-6/30/14 | \$ 39,382.00 |
| Grant | 2/27/14-6/30/14 | \$ 20,000.00 |
| Grant | 2/27/14-6/30/14 | \$ 50,000.00 |
| Grant | 2/27/14-6/30/14 | \$ 50,000.00 |
| Grant | 2/27/14-6/30/14 | \$ 46,800.00 |
| Grant | 2/27/14-6/30/14 | \$ 50,000.00 |
| Grant | 2/27/14-6/30/14 | \$ 50,000.00 |
| Grant | 2/27/14-6/30/14 | \$ 50,000.00 |
| Grant | 2/27/14-6/30/14 | \$ 50,000.00 |
| Grant | 2/27/14-6/30/14 | \$ 50,000.00 |
| Grant | 2/27/14-6/30/14 | \$ 50,000.00 |
| Grant | 2/27/14-6/30/14 | \$ 16,338.57 |
| Grant | 2/27/14-6/30/14 | \$ 45,000.00 |
| Grant | 2/27/14-6/30/14 | \$ 50,000.00 |
| Grant | 2/27/14-6/30/14 | \$ 12,405.50 |
| Grant | 2/27/14-6/30/14 | \$ 50,000.00 |
| Grant | 2/27/14-6/30/14 | \$ 50,000.00 |
| Grant | 2/27/14-6/30/14 | \$ 50,000.00 |
| Grant | 2/27/14-6/30/14 | \$ 37,500.00 |
| Grant | 2/27/14-6/30/14 | \$ 40,359.00 |

| | | |
|-------|-----------------|--------------|
| Grant | 2/27/14-6/30/14 | \$ 50,000.00 |
| Grant | 2/27/14-6/30/14 | \$ 50,000.00 |
| Grant | 2/27/14-6/30/14 | \$ 50,000.00 |
| Grant | 2/27/14-6/30/14 | \$ 50,000.00 |
| Grant | 2/27/14-6/30/14 | \$ 50,000.00 |
| Grant | 2/27/14-6/30/14 | \$ 50,000.00 |
| Grant | 2/27/14-6/30/14 | \$ 50,000.00 |
| Grant | 2/27/14-6/30/14 | \$ 50,000.00 |
| Grant | 2/27/14-6/30/14 | \$ 35,238.50 |
| Grant | 2/27/14-6/30/14 | \$ 50,000.00 |
| Grant | 2/27/14-6/30/14 | \$ 50,000.00 |
| Grant | 2/27/14-6/30/14 | \$ 14,250.00 |
| Grant | 2/27/14-6/30/14 | \$ 37,500.00 |
| Grant | 2/27/14-6/30/14 | \$ 50,000.00 |
| Grant | 2/27/14-6/30/14 | \$ 43,150.00 |
| Grant | 2/27/14-6/30/14 | \$ 50,000.00 |
| Grant | 2/27/14-6/30/14 | \$ 49,000.00 |
| Grant | 2/27/14-6/30/14 | \$ 50,000.00 |
| Grant | 2/27/14-6/30/14 | \$ 50,000.00 |
| Grant | 2/27/14-6/30/14 | \$ 25,000.00 |
| Grant | 2/27/14-6/30/14 | \$ 50,000.00 |
| Grant | 2/27/14-6/30/14 | \$ 2,500.00 |
| Grant | 2/27/14-6/30/14 | \$ 14,250.00 |
| Grant | 2/27/14-6/30/14 | \$ 26,010.00 |
| Grant | 2/27/14-6/30/14 | \$ 17,875.00 |
| Grant | 2/27/14-6/30/14 | \$ 30,000.00 |
| Grant | 2/27/14-6/30/14 | \$ 50,000.00 |
| Grant | 2/27/14-6/30/14 | \$ 50,000.00 |
| Grant | 2/27/14-6/30/14 | \$ 47,050.00 |
| Grant | 2/27/14-6/30/14 | \$ 50,000.00 |
| Grant | 2/27/14-6/30/14 | \$ 50,000.00 |
| Grant | 2/27/14-6/30/14 | \$ 50,000.00 |
| Grant | 2/27/14-6/30/14 | \$ 45,000.00 |
| Grant | 2/27/14-6/30/14 | \$ 50,000.00 |
| Grant | 2/27/14-6/30/14 | \$ 50,000.00 |
| Grant | 2/27/14-6/30/14 | \$ 16,500.00 |
| Grant | 2/27/14-6/30/14 | \$ 47,440.00 |
| Grant | 2/27/14-6/30/14 | \$ 50,000.00 |
| Grant | 2/21/14-6/30/14 | \$ 50,000.00 |
| Grant | 2/21/14-6/30/14 | \$ 40,000.00 |
| Grant | 2/21/14-6/30/14 | \$ 50,000.00 |
| Grant | 2/27/14-6/30/14 | \$ 50,000.00 |
| Grant | 2/27/14-6/30/14 | \$ 50,000.00 |
| Grant | 2/27/14-6/30/14 | \$ 50,000.00 |
| Grant | 2/27/14-6/30/14 | \$ 50,000.00 |
| Grant | 2/27/14-6/30/14 | \$ 16,501.50 |
| Grant | 2/27/14-6/30/14 | \$ 50,000.00 |
| Grant | 2/27/14-6/30/14 | \$ 50,000.00 |

| | | |
|-------|-----------------|--------------|
| Grant | 2/27/14-6/30/14 | \$ 50,000.00 |
| Grant | 2/27/14-6/30/14 | \$ 25,732.00 |
| Grant | 2/27/14-6/30/14 | \$ 50,000.00 |
| Grant | 2/27/14-6/30/14 | \$ 50,000.00 |
| Grant | 2/27/14-6/30/14 | \$ 50,000.00 |
| Grant | 2/27/14-6/30/14 | \$ 50,000.00 |
| Grant | 2/27/14-6/30/14 | \$ 27,500.00 |
| Grant | 2/27/14-6/30/14 | \$ 30,000.00 |
| Grant | 2/27/14-6/30/14 | \$ 50,000.00 |
| Grant | 2/27/14-6/30/14 | \$ 50,000.00 |
| Grant | 2/27/14-6/30/14 | \$ 18,250.00 |
| Grant | 2/27/14-6/30/14 | \$ 39,618.50 |
| Grant | 2/27/14-6/30/14 | \$ 50,000.00 |
| Grant | 3/19/14-6/30/14 | \$ 50,000.00 |
| Grant | 3/19/14-6/30/14 | \$ 50,000.00 |
| Grant | 3/19/14-6/30/14 | \$ 50,000.00 |
| Grant | 3/19/14-6/30/14 | \$ 50,000.00 |
| Grant | 3/19/14-6/30/14 | \$ 50,000.00 |
| Grant | 3/19/14-6/30/14 | \$ 50,000.00 |
| Grant | 3/19/14-6/30/14 | \$ 50,000.00 |
| Grant | 3/19/14-6/30/14 | \$ 50,000.00 |
| Grant | 3/19/14-6/30/14 | \$ 50,000.00 |
| Grant | 3/19/14-6/30/14 | \$ 19,300.00 |
| Grant | 3/19/14-6/30/14 | \$ 50,000.00 |
| Grant | 3/19/14-6/30/14 | \$ 23,400.00 |
| Grant | 3/19/14-6/30/14 | \$ 50,000.00 |
| Grant | 3/19/14-6/30/14 | \$ 17,500.00 |
| Grant | 3/19/14-6/30/14 | \$ 50,000.00 |
| Grant | 3/19/14-6/30/14 | \$ 50,000.00 |
| Grant | 3/19/14-6/30/14 | \$ 50,000.00 |
| Grant | 3/19/14-6/30/14 | \$ 50,000.00 |
| Grant | 3/19/14-6/30/14 | \$ 50,000.00 |
| Grant | 3/19/14-6/30/14 | \$ 50,000.00 |
| Grant | 3/19/14-6/30/14 | \$ 50,000.00 |
| Grant | 3/19/14-6/30/14 | \$ 50,000.00 |
| Grant | 3/19/14-6/30/14 | \$ 50,000.00 |
| Grant | 3/19/14-6/30/14 | \$ 50,000.00 |
| Grant | 3/19/14-6/30/14 | \$ 49,000.00 |
| Grant | 3/19/14-6/30/14 | \$ 50,000.00 |
| Grant | 3/19/14-6/30/14 | \$ 50,000.00 |
| Grant | 3/19/14-6/30/14 | \$ 22,140.00 |
| Grant | 3/19/14-6/30/14 | \$ 50,000.00 |
| Grant | 3/19/14-6/30/14 | \$ 8,750.00 |
| Grant | 3/19/14-6/30/14 | \$ 50,000.00 |
| Grant | 3/19/14-6/30/14 | \$ 40,000.00 |
| Grant | 3/19/14-6/30/14 | \$ 50,000.00 |
| Grant | 3/19/14-6/30/14 | \$ 50,000.00 |
| Grant | 3/19/14-6/30/14 | \$ 50,000.00 |

| | | |
|-------|-----------------|--------------|
| Grant | 3/19/14-6/30/14 | \$ 50,000.00 |
| Grant | 3/19/14-6/30/14 | \$ 50,000.00 |
| Grant | 3/19/14-6/30/14 | \$ 50,000.00 |
| Grant | 3/19/14-6/30/14 | \$ 50,000.00 |
| Grant | 3/19/14-6/30/14 | \$ 50,000.00 |
| Grant | 3/19/14-6/30/14 | \$ 50,000.00 |
| Grant | 3/19/14-6/30/14 | \$ 50,000.00 |
| Grant | 3/19/14-6/30/14 | \$ 50,000.00 |
| Grant | 3/19/14-6/30/14 | \$ 50,000.00 |
| Grant | 3/19/14-6/30/14 | \$ 50,000.00 |
| Grant | 3/19/14-6/30/14 | \$ 50,000.00 |
| Grant | 3/19/14-6/30/14 | \$ 50,000.00 |
| Grant | 3/19/14-6/30/14 | \$ 50,000.00 |
| Grant | 3/19/14-6/30/14 | \$ 50,000.00 |
| Grant | 3/19/14-6/30/14 | \$ 50,000.00 |
| Grant | 3/19/14-6/30/14 | \$ 50,000.00 |
| Grant | 3/19/14-6/30/14 | \$ 4,410.00 |
| Grant | 3/19/14-6/30/14 | \$ 48,500.00 |
| Grant | 3/19/14-6/30/14 | \$ 50,000.00 |
| Grant | 3/19/14-6/30/14 | \$ 50,000.00 |
| Grant | 3/19/14-6/30/14 | \$ 40,000.00 |
| Grant | 3/19/14-6/30/14 | \$ 25,000.00 |
| Grant | 3/19/14-6/30/14 | \$ 50,000.00 |
| Grant | 3/19/14-6/30/14 | \$ 20,417.50 |
| Grant | 3/19/14-6/30/14 | \$ 35,900.00 |
| Grant | 3/19/14-6/30/14 | \$ 25,000.00 |
| Grant | 3/19/14-6/30/14 | \$ 50,000.00 |
| Grant | 3/19/14-6/30/14 | \$ 50,000.00 |
| Grant | 3/19/14-6/30/14 | \$ 7,500.00 |
| Grant | 3/19/14-6/30/14 | \$ 12,000.00 |
| Grant | 3/19/14-6/30/14 | \$ 36,000.00 |
| Grant | 3/19/14-6/30/14 | \$ 10,287.50 |
| Grant | 3/19/14-6/30/14 | \$ 33,000.00 |
| Grant | 3/19/14-6/30/14 | \$ 43,286.00 |
| Grant | 3/19/14-6/30/14 | \$ 30,000.00 |
| Grant | 3/19/14-6/30/14 | \$ 2,500.00 |
| Grant | 3/19/14-6/30/14 | \$ 50,000.00 |
| Grant | 3/19/14-6/30/14 | \$ 50,000.00 |
| Grant | 3/19/14-6/30/14 | \$ 50,000.00 |
| Grant | 3/19/14-6/30/14 | \$ 29,800.00 |
| Grant | 3/19/14-6/30/14 | \$ 50,000.00 |
| Grant | 3/19/14-6/30/14 | \$ 4,400.00 |
| Grant | 3/19/14-6/30/14 | \$ 50,000.00 |
| Grant | 3/19/14-6/30/14 | \$ 50,000.00 |
| Grant | 3/19/14-6/30/14 | \$ 17,500.00 |
| Grant | 3/19/14-6/30/14 | \$ 43,750.00 |
| Grant | 3/19/14-6/30/14 | \$ 50,000.00 |
| Grant | 3/19/14-6/30/14 | \$ 25,812.50 |
| Grant | 3/19/14-6/30/14 | \$ 50,000.00 |
| Grant | 3/19/14-6/30/14 | \$ 50,000.00 |

| | | |
|-------|-----------------|--------------|
| Grant | 3/19/14-6/30/14 | \$ 18,485.00 |
| Grant | 3/19/14-6/30/14 | \$ 50,000.00 |
| Grant | 3/19/14-6/30/14 | \$ 23,645.00 |
| Grant | 3/19/14-6/30/14 | \$ 33,692.00 |
| Grant | 3/19/14-6/30/14 | \$ 50,000.00 |
| Grant | 3/19/14-6/30/14 | \$ 50,000.00 |
| Grant | 3/19/14-6/30/14 | \$ 50,000.00 |
| Grant | 3/19/14-6/30/14 | \$ 44,720.00 |
| Grant | 3/19/14-6/30/14 | \$ 7,050.00 |
| Grant | 3/19/14-6/30/14 | \$ 48,000.00 |
| Grant | 3/19/14-6/30/14 | \$ 50,000.00 |
| Grant | 3/19/14-6/30/14 | \$ 28,000.00 |
| Grant | 3/19/14-6/30/14 | \$ 50,000.00 |
| Grant | 3/19/14-6/30/14 | \$ 13,875.00 |
| Grant | 3/19/14-6/30/14 | \$ 50,000.00 |
| Grant | 3/19/14-6/30/14 | \$ 30,000.00 |
| Grant | 3/19/14-6/30/14 | \$ 45,720.00 |
| Grant | 3/19/14-6/30/14 | \$ 16,500.00 |
| Grant | 3/19/14-6/30/14 | \$ 15,480.00 |
| Grant | 3/19/14-6/30/14 | \$ 50,000.00 |
| Grant | 3/19/14-6/30/14 | \$ 50,000.00 |
| Grant | 3/19/14-6/30/14 | \$ 14,400.00 |
| Grant | 3/19/14-6/30/14 | \$ 12,500.00 |
| Grant | 3/19/14-6/30/14 | \$ 50,000.00 |
| Grant | 3/19/14-6/30/14 | \$ 50,000.00 |
| Grant | 3/19/14-6/30/14 | \$ 37,200.00 |
| Grant | 3/19/14-6/30/14 | \$ 50,000.00 |
| Grant | 3/19/14-6/30/14 | \$ 50,000.00 |
| Grant | 3/19/14-6/30/14 | \$ 50,000.00 |
| Grant | 3/19/14-6/30/14 | \$ 50,000.00 |
| Grant | 3/19/14-6/30/14 | \$ 50,000.00 |
| Grant | 3/19/14-6/30/14 | \$ 50,000.00 |
| Grant | 3/19/14-6/30/14 | \$ 50,000.00 |
| Grant | 3/19/14-6/30/14 | \$ 50,000.00 |
| Grant | 3/19/14-6/30/14 | \$ 46,000.00 |
| Grant | 3/19/14-6/30/14 | \$ 38,185.00 |
| Grant | 3/19/14-6/30/14 | \$ 50,000.00 |
| Grant | 3/19/14-6/30/14 | \$ 50,000.00 |
| Grant | 3/19/14-6/30/14 | \$ 43,075.00 |
| Grant | 3/19/14-6/30/14 | \$ 50,000.00 |
| Grant | 3/19/14-6/30/14 | \$ 50,000.00 |
| Grant | 3/19/14-6/30/14 | \$ 50,000.00 |
| Grant | 3/19/14-6/30/14 | \$ 50,000.00 |
| Grant | 3/19/14-6/30/14 | \$ 50,000.00 |
| Grant | 3/19/14-6/30/14 | \$ 50,000.00 |
| Grant | 3/19/14-6/30/14 | \$ 18,200.00 |
| Grant | 3/19/14-6/30/14 | \$ 50,000.00 |
| Grant | 3/19/14-6/30/14 | \$ 50,000.00 |
| Grant | 3/19/14-6/30/14 | \$ 43,986.50 |
| Grant | 3/19/14-6/30/14 | \$ 17,500.00 |

| | | |
|-------|-----------------|--------------|
| Grant | 3/19/14-6/30/14 | \$ 50,000.00 |
| Grant | 3/19/14-6/30/14 | \$ 50,000.00 |
| Grant | 3/19/14-6/30/14 | \$ 50,000.00 |
| Grant | 3/19/14-6/30/14 | \$ 50,000.00 |
| Grant | 3/21/14-6/30/14 | \$ 15,175.00 |
| Grant | 3/19/14-6/30/14 | \$ 50,000.00 |
| Grant | 3/19/14-6/30/14 | \$ 50,000.00 |
| Grant | 3/19/14-6/30/14 | \$ 45,650.00 |
| Grant | 3/19/14-6/30/14 | \$ 12,500.00 |
| Grant | 3/19/14-6/30/14 | \$ 47,850.00 |
| Grant | 3/19/14-6/30/14 | \$ 50,000.00 |
| Grant | 3/19/14-6/30/14 | \$ 13,200.00 |
| Grant | 3/19/14-6/30/14 | \$ 50,000.00 |
| Grant | 3/19/14-6/30/14 | \$ 50,000.00 |
| Grant | 3/19/14-6/30/14 | \$ 50,000.00 |
| Grant | 3/19/14-6/30/14 | \$ 50,000.00 |
| Grant | 3/19/14-6/30/14 | \$ 50,000.00 |
| Grant | 3/19/14-6/30/14 | \$ 50,000.00 |
| Grant | 3/19/14-6/30/14 | \$ 50,000.00 |
| Grant | 3/19/14-6/30/14 | \$ 50,000.00 |
| Grant | 3/19/14-6/30/14 | \$ 50,000.00 |
| Grant | 3/19/14-6/30/14 | \$ 50,000.00 |
| Grant | 3/19/14-6/30/14 | \$ 50,000.00 |
| Grant | 3/19/14-6/30/14 | \$ 14,947.50 |
| Grant | 3/19/14-6/30/14 | \$ 43,500.00 |
| Grant | 3/19/14-6/30/14 | \$ 48,250.00 |
| Grant | 3/19/14-6/30/14 | \$ 50,000.00 |
| Grant | 3/19/14-6/30/14 | \$ 49,000.00 |
| Grant | 3/19/14-6/30/14 | \$ 35,000.00 |
| Grant | 3/19/14-6/30/14 | \$ 50,000.00 |
| Grant | 3/19/14-6/30/14 | \$ 50,000.00 |
| Grant | 3/19/14-6/30/14 | \$ 24,000.00 |
| Grant | 3/19/14-6/30/14 | \$ 50,000.00 |
| Grant | 3/19/14-6/30/14 | \$ 5,173.00 |
| Grant | 3/19/14-6/30/14 | \$ 50,000.00 |
| Grant | 3/19/14-6/30/14 | \$ 45,000.00 |
| Grant | 3/19/14-6/30/14 | \$ 27,500.00 |
| Grant | 3/19/14-6/30/14 | \$ 42,450.00 |
| Grant | 3/19/14-6/30/14 | \$ 50,000.00 |
| Grant | 3/19/14-6/30/14 | \$ 50,000.00 |
| Grant | 3/19/14-6/30/14 | \$ 50,000.00 |

Description

To provide a Data Analyst to support the Early Childhood Division, as well as perform the role of the Education Data Exchange Network (EDEN) / EDFacts Coordinator.

To provide a programmer/analyst on a time-and-materials basis to assist in the development and support of the Entity Profile System.

Vendor will procure paid announcement space and slots targeting high-need areas and children across the state so they can participate in the Summer Food Service Program (SFSP) through approved feeding sites.

Will conduct a study of how Illinois school districts are using the 5Essentials Survey Data for school improvement. The study will provide guidance to the agency on the effectiveness of its Survey for Learning Conditions program and on refinements needed for future implementation.

School Maintenance Grant

School Maintenance Grant

School Maintenance Grant

School Maintenance Grant

School Maintenance Grant

School Maintenance Grant

School Maintenance Grant

School Maintenance Grant

School Maintenance Grant

School Maintenance Grant

School Maintenance Grant

School Maintenance Grant

School Maintenance Grant

School Maintenance Grant

School Maintenance Grant

School Maintenance Grant

School Maintenance Grant

School Maintenance Grant

School Maintenance Grant

School Maintenance Grant

School Maintenance Grant

School Maintenance Grant

School Maintenance Grant

School Maintenance Grant

**ILLINOIS STATE BOARD OF EDUCATION
FUNDING AND DISBURSEMENT SERVICES DIVISION
100 NORTH FIRST STREET, SPRINGFIELD, IL 62777**

Approved Grants Less Than 1 Million

Thru Date:(03/01/2014-03/31/2014)

Program: 2014 - 3220, Career & Technical Ed Improvement (CTEI)

| <u>RCDT</u> | <u>District Name</u> | <u>City</u> | <u>Budget Amt</u> | <u>Approval Date</u> |
|--------------------|--------------------------------|---------------|---------------------|----------------------|
| 02-002-7480-45(00) | FIVE-COUNTY REG VOC SYST-EFE | TAMMS | \$380,156 | 03/19/2014 |
| 05-016-2140-46(00) | NORTHWEST EDUCATIONAL COUNCIL | ARLINGTON HTS | \$965,245 | 03/24/2014 |
| 06-016-2010-46(00) | MORTON REG DELIVERY SYST-EFE | CICERO | \$223,116 | 03/18/2014 |
| 06-016-2120-46(00) | DES PLAINES VALLEY EFE 030 | RIVER GROVE | \$514,429 | 03/07/2014 |
| 07-016-2180-46(00) | MORAIN AREA CAREER SYST-EFE | OAK LAWN | \$769,428 | 03/20/2014 |
| 07-016-2280-46(00) | CAREER DEVELPMT SYSTEM - EFE | OAK FOREST | \$632,712 | 03/04/2014 |
| 12-013-0350-46(00) | CLAY-JASPER-RCHLND-N WAYN-EF | FLORA | \$309,510 | 03/17/2014 |
| 13-000-0000-46(00) | MCW CAREER AND TECHNICAL EDUC | SALEM | \$351,339 | 03/18/2014 |
| 17-053-0900-46(00) | LIVINGSTON EAST AREA - EFE 380 | PONTIAC | \$308,718 | 03/10/2014 |
| 17-064-0870-46(01) | MCLEAN-DEWITT REG SYSTM-EFE | BLOOMINGTON | \$634,431 | 03/10/2014 |
| 20-000-0000-46(00) | OHIO & WABASH VALLEY REG SYS | NORRIS CITY | \$479,205 | 03/17/2014 |
| 21-000-0000-46(00) | FRANKLIN COUNTY REG SYST-EFE | BENTON | \$261,915 | 03/21/2014 |
| 25-000-0000-46(00) | REND LAKE REG DEL SYSTEM-EFE | MT VERNON | \$290,416 | 03/20/2014 |
| 27-094-7290-45(00) | DELABAR VOC EDUC SYSTEM-EFE | MONMOUTH | \$273,548 | 03/17/2014 |
| 30-000-0000-46(00) | JACKSON-PERRY REG DEL SY-EFE | PINCKNEYVILLE | \$287,352 | 03/21/2014 |
| 32-000-0000-46(00) | KANKAKEE AREA REG SYSTEM-EFE | BOURBONNAIS | \$818,800 | 03/06/2014 |
| 32-000-0000-47(00) | IROQUOIS AREA DEL SYSTEM-EFE | WATSEKA | \$127,664 | 03/03/2014 |
| 39-000-0000-46(00) | IL HEARTLAND REGN PLAN - EFE | DECATUR | \$753,244 | 03/10/2014 |
| 44-000-0000-46(00) | MCHENRY COUNTY CO-OP - EFE 1 | WOODSTOCK | \$550,398 | 03/17/2014 |
| 46-009-7000-45(00) | TWO RIVERS CAREER EDUCATION | BEARDSTOWN | \$231,477 | 03/05/2014 |
| 53-000-0000-46(00) | TAZEWELL COUNTY DEL SYST-EFE | PEKIN | \$554,415 | 03/19/2014 |
| 54-092-7400-45(00) | VERMILION VOC ED DEL SYS-EFE | DANVILLE | \$371,143 | 03/10/2014 |
| | | | \$10,088,661 | |

Program: 2014 - 3235, Agriculture Education

| <u>RCDT</u> | <u>District Name</u> | <u>City</u> | <u>Budget Amt</u> | <u>Approval Date</u> |
|--------------------|------------------------------|-------------|-------------------|----------------------|
| 09-010-5450-51(01) | UNIVERSITY OF ILLINOIS | CHAMPAIGN | \$14,000 | 03/19/2014 |
| 11-015-5170-51(01) | LAKE LAND COLL DIST 517 | MATTOON | \$14,000 | 03/19/2014 |
| 17-064-5450-51(01) | ILLINOIS STATE UNIVERSITY | NORMAL | \$14,000 | 03/19/2014 |
| 22-029-0970-26(20) | LEWISTOWN SCHOOL DISTRICT 97 | LEWISTOWN | \$911 | 03/28/2014 |
| 26-062-5440-51(01) | WESTERN ILLINOIS UNIVERSITY | MACOMB | \$14,000 | 03/19/2014 |
| 30-039-5400-51(01) | SOUTHERN ILL UNIV-CARBONDALE | CARBONDALE | \$14,000 | 03/19/2014 |
| 40-042-1000-26(20) | JERSEY CUSD 100 | JERSEYVILLE | \$2,029 | 03/07/2014 |
| 49-081-5030-51(01) | BLACK HAWK COLL DIST 503 | MOLINE | \$14,000 | 03/19/2014 |
| 56-099-5250-51(01) | JOLIET COLLEGE DISTRICT 525 | JOLIET | \$14,000 | 03/19/2014 |
| | | | \$100,940 | |

Program: 2014 - 3305, Bilingual Ed. - T.P.I. & T.B.E.

| <u>RCDT</u> | <u>District Name</u> | <u>City</u> | <u>Budget Amt</u> | <u>Approval Date</u> |
|--------------------|----------------------------|-------------|-------------------|----------------------|
| 07-016-1435-02(00) | POSEN-ROBBINS ELEM SD 1435 | POSEN | \$159,380 | 03/04/2014 |
| 28-037-2290-26(00) | KEWANEE CUSD 229 | KEWANEE | \$42,881 | 03/05/2014 |
| 49-081-0410-25(00) | ROCK ISLAND SD 41 | ROCK ISLAND | \$305,271 | 03/06/2014 |
| | | | \$507,532 | |

Program: 2014 - 3705, Early Childhood - Block Grant

| <u>RCDT</u> | <u>District Name</u> | <u>City</u> | <u>Budget Amt</u> | <u>Approval Date</u> |
|--------------------|----------------------|-------------|-------------------|----------------------|
| 01-001-0020-26(00) | LIBERTY CUSD 2 | LIBERTY | \$133,123 | 03/28/2014 |

**ILLINOIS STATE BOARD OF EDUCATION
FUNDING AND DISBURSEMENT SERVICES DIVISION**
100 NORTH FIRST STREET, SPRINGFIELD, IL 62777

Approved Grants Less Than 1 Million

Thru Date:(03/01/2014-03/31/2014)

\$133,123

Program: 2014 - 3999, Other State Programs

| <u>RCDT</u> | <u>District Name</u> | <u>City</u> | <u>Budget Amt</u> | <u>Approval Date</u> |
|--------------------|---------------------------|-------------|-------------------|----------------------|
| 06-016-0970-02(00) | OAK PARK SD 97 | OAK PARK | \$10,000 | 03/13/2014 |
| 64-108-8435-51(00) | WILEY RESOURCE CENTER NFP | CHICAGO | \$25,000 | 03/18/2014 |
| | | | \$35,000 | |

Program: 2014 - 4300, Title I - Low Income

| <u>RCDT</u> | <u>District Name</u> | <u>City</u> | <u>Budget Amt</u> | <u>Approval Date</u> |
|--------------------|-------------------------------|---------------|-------------------|----------------------|
| 02-077-1010-26(00) | MERIDIAN CUSD 101 | MOUNDS | \$698,816 | 03/06/2014 |
| 03-003-0020-26(00) | BOND COUNTY 2 | GREENVILLE | \$307,052 | 03/06/2014 |
| 03-026-2040-26(00) | RAMSEY CUSD 204 | RAMSEY | \$200,864 | 03/06/2014 |
| 05-016-0280-02(00) | NORTHBROOK SD 28 | NORTHBROOK | \$111,768 | 03/04/2014 |
| 05-016-0310-02(00) | WEST NORTHFIELD SD 31 | NORTHBROOK | \$197,636 | 03/24/2014 |
| 05-016-0390-02(00) | WILMETTE SD 39 | WILMETTE | \$158,221 | 03/11/2014 |
| 05-016-0670-02(00) | GOLF ELEM SD 67 | MORTON GROVE | \$97,313 | 03/27/2014 |
| 05-016-0690-02(00) | SKOKIE SD 69 | SKOKIE | \$521,019 | 03/26/2014 |
| 05-016-2190-17(00) | NILES TWP CHSD 219 | SKOKIE | \$868,808 | 03/18/2014 |
| 06-016-0870-02(00) | BERKELEY SD 87 | BERKELEY | \$647,569 | 03/17/2014 |
| 06-016-0900-02(00) | RIVER FOREST SD 90 | RIVER FOREST | \$163,035 | 03/20/2014 |
| 06-016-0910-02(00) | FOREST PARK SD 91 | FOREST PARK | \$294,937 | 03/24/2014 |
| 06-016-0930-02(00) | HILLSIDE SD 93 | HILLSIDE | \$109,833 | 03/24/2014 |
| 06-016-0940-02(00) | KOMAREK SD 94 | NORTH RIVERSI | \$47,292 | 03/03/2014 |
| 06-016-0960-02(00) | RIVERSIDE SCHOOL DIST 96 | RIVERSIDE | \$134,292 | 03/05/2014 |
| 06-016-1060-02(00) | LAGRANGE HIGHLANDS SD 106 | LA GRANGE | \$59,695 | 03/24/2014 |
| 06-016-2080-17(00) | SCHOOL DIST 208-COOK COUNTY | RIVERSIDE | \$158,115 | 03/25/2014 |
| 07-016-1525-02(00) | HAZEL CREST SD 152-5 | HAZEL CREST | \$628,975 | 03/06/2014 |
| 09-010-1420-04(00) | LUDLOW CCSD 142 | LUDLOW | \$43,502 | 03/07/2014 |
| 09-010-1970-04(00) | PRAIRIEVIEW-OGDEN CCSD 197 | ROYAL | \$75,595 | 03/26/2014 |
| 15-016-9010-90(00) | HORIZON SCIENCE ACAD-BELMONT | CHICAGO | \$173,142 | 03/24/2014 |
| 17-053-2300-17(00) | DWIGHT TWP HSD 230 | DWIGHT | \$29,639 | 03/24/2014 |
| 17-053-2320-02(00) | DWIGHT COMMON SD 232 | DWIGHT | \$106,510 | 03/24/2014 |
| 17-053-4290-04(00) | PONTIAC CCSD 429 | PONTIAC | \$286,205 | 03/25/2014 |
| 19-022-0120-02(00) | ROSELLE SD 12 | ROSELLE | \$48,546 | 03/17/2014 |
| 19-022-0200-02(00) | KEENEYVILLE SD 20 | HANOVER PARK | \$210,250 | 03/03/2014 |
| 19-022-0600-02(00) | MAERCKER SD 60 | WESTMONT | \$233,260 | 03/20/2014 |
| 19-022-0940-16(00) | COMMUNITY HIGH SCHOOL DIST 94 | WEST CHICAGO | \$520,177 | 03/24/2014 |
| 19-022-1800-04(00) | COMM CONS SCH DIST 180 | BURR RIDGE | \$192,615 | 03/25/2014 |
| 20-096-0140-04(00) | COUNTY OF WAYNE | GEFF | \$2,692 | 03/06/2014 |
| 20-097-0010-26(00) | GRAYVILLE CUSD 1 | GRAYVILLE | \$107,237 | 03/18/2014 |
| 22-029-0020-26(00) | V I T UNIT SCHOOL DIST 2 | TABLE GROVE | \$103,767 | 03/06/2014 |
| 25-041-0820-02(00) | COUNTY OF JEFFERSON SD 82 | MOUNT VERNON | \$69,068 | 03/18/2014 |
| 32-046-0530-02(00) | BOURBONNAIS ESD 53 | BOURBONNAIS | \$444,041 | 03/07/2014 |
| 34-049-0460-04(00) | COMMUNITY CONSOLIDATED SCHOOL | GRAYSLAKE | \$324,420 | 03/07/2014 |
| 34-049-0730-04(00) | HAWTHORN CCSD 73 | VERNON HILLS | \$381,757 | 03/11/2014 |
| 34-049-0950-26(00) | COMMUNITY UNIT SCHOOL DIST 95 | LAKE ZURICH | \$356,348 | 03/07/2014 |
| 34-049-1090-02(00) | DEERFIELD SD 109 | DEERFIELD | \$227,327 | 03/07/2014 |
| 34-049-1120-02(00) | NORTH SHORE SD 112 | HIGHLAND PARK | \$439,250 | 03/12/2014 |
| 34-049-1140-02(00) | FOX LAKE GSD 114 | SPRING GROVE | \$155,788 | 03/11/2014 |

**ILLINOIS STATE BOARD OF EDUCATION
FUNDING AND DISBURSEMENT SERVICES DIVISION
100 NORTH FIRST STREET, SPRINGFIELD, IL 62777**

Approved Grants Less Than 1 Million

Thru Date:(03/01/2014-03/31/2014)

| | | | | |
|--------------------|-------------------------------|-------------|---------------------|------------|
| 34-049-1170-16(00) | ANTIOCH C H S D 117 | ANTIOCH | \$152,687 | 03/07/2014 |
| 34-049-1200-13(00) | CONSOLIDATED HS DIST 120 | MUNDELEIN | \$266,520 | 03/11/2014 |
| 34-049-1210-17(00) | WARREN THSD 121 | GURNEE | \$329,782 | 03/07/2014 |
| 38-065-2130-26(00) | ATHENS CUSD 213 | ATHENS | \$94,206 | 03/06/2014 |
| 39-055-0090-26(00) | SANGAMON VALLEY CUSD 9 | NIANTIC | \$92,101 | 03/18/2014 |
| 39-074-0250-26(00) | MONTICELLO CU 25 | MONTICELLO | \$93,626 | 03/06/2014 |
| 46-069-0060-26(00) | WAVERLY CUSD 6 | WAVERLY | \$86,660 | 03/18/2014 |
| 47-052-1700-22(00) | DIXON CUSD 170 | DIXON | \$444,327 | 03/03/2014 |
| 47-052-2200-02(00) | COUNTY OF LEE 220 SCHOOL DIST | STEWARD | \$13,585 | 03/03/2014 |
| 50-082-1160-02(00) | HIGH MOUNT SD 116 | SWANSEA | \$196,001 | 03/06/2014 |
| 50-082-1190-02(00) | BELLE VALLEY SD 119 | BELLEVILLE | \$266,254 | 03/06/2014 |
| 51-084-0100-26(00) | AUBURN CUSD 10 | AUBURN | \$187,285 | 03/18/2014 |
| 53-090-1370-02(00) | SOUTH PEKIN SD 137 | SOUTH PEKIN | \$78,813 | 03/06/2014 |
| 53-090-7090-26(00) | MORTON CUSD 709 | MORTON | \$272,813 | 03/06/2014 |
| 54-092-0110-26(00) | HOOPESTON AREA CUSD 11 | HOOPESTON | \$612,769 | 03/07/2014 |
| | | | \$13,123,805 | |

Program: 2014 - 4305, Title I - Low Income - Neglected Priv.

| <u>RCDT</u> | <u>District Name</u> | <u>City</u> | <u>Budget Amt</u> | <u>Approval Date</u> |
|--------------------|----------------------------|-------------|-------------------|----------------------|
| 01-001-1720-22(00) | QUINCY SD 172 | QUINCY | \$74,122 | 03/26/2014 |
| 15-016-2990-25(00) | CITY OF CHICAGO SD 299 | CHICAGO | \$719,374 | 03/20/2014 |
| 48-072-1500-25(00) | BOARD OF EDUCATION CITY OF | PEORIA | \$42,501 | 03/12/2014 |
| | | | \$835,997 | |

Program: 2014 - 4306, Title I - Low Income - Delinquent Priv

| <u>RCDT</u> | <u>District Name</u> | <u>City</u> | <u>Budget Amt</u> | <u>Approval Date</u> |
|--------------------|------------------------|-------------|-------------------|----------------------|
| 15-016-2990-25(00) | CITY OF CHICAGO SD 299 | CHICAGO | \$909,032 | 03/04/2014 |
| 47-071-2120-17(00) | ROCHELLE TWP HSD 212 | ROCHELLE | \$32,112 | 03/25/2014 |
| | | | \$941,144 | |

Program: 2014 - 4331, Title I - School Improvement & Accountability

| <u>RCDT</u> | <u>District Name</u> | <u>City</u> | <u>Budget Amt</u> | <u>Approval Date</u> |
|--------------------|--------------------------------|-------------|--------------------|----------------------|
| 05-000-0000-00(SS) | INTERMEDIATE SERVICE CENTER 1 | DES PLAINES | \$333,333 | 03/12/2014 |
| 15-016-2990-25(SS) | CITY OF CHICAGO SD 299 | CHICAGO | \$990,000 | 03/03/2014 |
| 65-108-0175-51(SS) | ILLINOIS ASSN OF SCHOOL BOARDS | SPRINGFIELD | \$109,547 | 03/19/2014 |
| | | | \$1,432,880 | |

Program: 2014 - 4421, Title IV - 21st Century Comm Learning Centers

| <u>RCDT</u> | <u>District Name</u> | <u>City</u> | <u>Budget Amt</u> | <u>Approval Date</u> |
|--------------------|-----------------------------|--------------|-------------------|----------------------|
| 07-016-2150-17(13) | THORNTON FRACTIONALTHSD 215 | CALUMET CITY | \$134,000 | 03/17/2014 |
| | | | \$134,000 | |

Program: 2014 - 4600, Fed. - Sp. Ed. - Pre-School Flow Through

| <u>RCDT</u> | <u>District Name</u> | <u>City</u> | <u>Budget Amt</u> | <u>Approval Date</u> |
|--------------------|--------------------------------|---------------|-------------------|----------------------|
| 01-001-1720-61(00) | SPEC EDUC ASSOC OF ADAMS COU | QUINCY | \$108,964 | 03/13/2014 |
| 06-016-1000-02(00) | BOARD OF EDUCATION SD 100 | BERWYN | \$46,003 | 03/12/2014 |
| 07-016-1350-02(00) | ORLAND SD 135 | ORLAND PARK | \$43,620 | 03/26/2014 |
| 07-016-1500-61(00) | EX CHILDREN HAVE OPPOR | SOUTH HOLLAN | \$240,943 | 03/28/2014 |
| 19-022-2000-26(00) | COMMUNITY UNIT SCHOOL DIST 200 | WHEATON | \$84,080 | 03/14/2014 |
| 31-045-3030-61(00) | MID-VALLEY SPECIAL ED COOP | SAINT CHARLES | \$169,527 | 03/28/2014 |
| 34-049-8040-60(00) | NORTHERN SUBURBAN SPEC ED DIST | HIGHLAND PARK | \$319,910 | 03/26/2014 |

**ILLINOIS STATE BOARD OF EDUCATION
FUNDING AND DISBURSEMENT SERVICES DIVISION
100 NORTH FIRST STREET, SPRINGFIELD, IL 62777**

Approved Grants Less Than 1 Million

Thru Date:(03/01/2014-03/31/2014)

| | | | | |
|--------------------|----------------------------------|---------------|-----------|------------|
| 35-050-0000-61(00) | LASALLE-PUTNAM ED ALLIANCE SP ED | OTTAWA | \$168,824 | 03/03/2014 |
| 39-055-0610-61(00) | MACON-PIATT SPEC EDUC JNT AG | DECATUR | \$234,767 | 03/26/2014 |
| 47-071-8010-60(00) | OGLE COUNTY EDUC COOP | BYRON | \$82,132 | 03/04/2014 |
| 50-082-1890-61(00) | E ST LOUIS AREA JOINT AGREEM | EAST ST LOUIS | \$74,226 | 03/13/2014 |
| 65-108-9000-80(RS) | ILLINOIS DEPT OF HUMAN SERVICES | SPRINGFIELD | \$3,583 | 03/25/2014 |

\$1,576,579

Program: 2014 - 4620, Fed. - Sp. Ed. - I.D.E.A. - Flow Through

| <u>RCDT</u> | <u>District Name</u> | <u>City</u> | <u>Budget Amt</u> | <u>Approval Date</u> |
|--------------------|----------------------------------|---------------|-------------------|----------------------|
| 02-061-0010-26(00) | MASSAC COUNTY UNIT SCHOOL DIST 1 | METROPOLIS | \$438,225 | 03/13/2014 |
| 07-016-1350-02(00) | ORLAND SD 135 | ORLAND PARK | \$985,544 | 03/25/2014 |
| 21-028-1680-26(00) | FRANKFORT COMMUNITY UNIT 168 | WEST FRANKFOR | \$438,847 | 03/28/2014 |
| 47-052-1700-61(00) | LEE COUNTY SPEC EDUC ASSOC | DIXON | \$771,390 | 03/31/2014 |
| 56-099-0880-61(00) | LOCKPORT AREA SPEC EDUC COOP | LOCKPORT | \$663,553 | 03/31/2014 |
| 65-108-9000-80(RS) | ILLINOIS DEPT OF HUMAN SERVICES | SPRINGFIELD | \$228,958 | 03/13/2014 |

\$3,526,517

Program: 2014 - 4720, CTE - Perkins - State Leadership

| <u>RCDT</u> | <u>District Name</u> | <u>City</u> | <u>Budget Amt</u> | <u>Approval Date</u> |
|--------------------|------------------------|-------------|-------------------|----------------------|
| 09-010-5450-51(00) | UNIVERSITY OF ILLINOIS | CHAMPAIGN | \$100,000 | 03/19/2014 |

\$100,000

Program: 2014 - 4901, Race To The Top

| <u>RCDT</u> | <u>District Name</u> | <u>City</u> | <u>Budget Amt</u> | <u>Approval Date</u> |
|--------------------|----------------------------|---------------|-------------------|----------------------|
| 04-101-3230-26(IM) | WINNEBAGO CUSD 323 | WINNEBAGO | \$7,866 | 03/27/2014 |
| 17-064-0870-25(00) | BLOOMINGTON PUBLIC SCHOOLS | BLOOMINGTON | \$62,570 | 03/20/2014 |
| 48-072-1500-25(IM) | BOARD OF EDUCATION CITY OF | PEORIA | \$257,598 | 03/27/2014 |
| 50-082-1890-22(00) | BOARD OF EDUCATION SD 189 | EAST ST LOUIS | \$437,808 | 03/20/2014 |

\$765,842

Program: 2014 - 4909, Title III - Lang Inst Prog-Limited Eng LIPLEP

| <u>RCDT</u> | <u>District Name</u> | <u>City</u> | <u>Budget Amt</u> | <u>Approval Date</u> |
|--------------------|--------------------------------|---------------|-------------------|----------------------|
| 05-016-0310-02(00) | WEST NORTHFIELD SD 31 | NORTHBROOK | \$48,000 | 03/04/2014 |
| 05-016-0340-04(00) | SCHOOL DIST 34 COOK COUNTY | GLENVIEW | \$136,221 | 03/20/2014 |
| 05-016-0590-04(00) | COMMUNITY CONSOLIDATED SD 59 | ARLINGTON HTS | \$331,813 | 03/04/2014 |
| 05-016-2140-17(00) | TOWNSHIP HSD 214 | ARLINGTON HTS | \$91,623 | 03/19/2014 |
| 07-016-1435-02(00) | POSEN-ROBBINS ELEM SD 1435 | POSEN | \$98,077 | 03/04/2014 |
| 09-010-1160-22(00) | URBANA SD 116 | URBANA | \$73,359 | 03/05/2014 |
| 17-064-0870-25(00) | BLOOMINGTON PUBLIC SCHOOLS | BLOOMINGTON | \$85,215 | 03/04/2014 |
| 19-022-0200-02(00) | KEENEYVILLE SD 20 | HANOVER PARK | \$44,235 | 03/19/2014 |
| 19-022-0410-02(00) | BOARD OF EDUCATION DISTRICT 41 | GLEN ELLYN | \$75,946 | 03/04/2014 |
| 19-022-2000-26(00) | COMMUNITY UNIT SCHOOL DIST 200 | WHEATON | \$247,769 | 03/05/2014 |
| 28-037-2290-26(00) | KEWANEE CUSD 229 | KEWANEE | \$14,250 | 03/05/2014 |
| 31-045-1010-22(00) | BATAVIA USD 101 | BATAVIA | \$42,088 | 03/20/2014 |
| 31-045-3000-26(00) | COMMUNITY UNIT SCHOOL DIST 300 | CARPENTERSVIL | \$516,552 | 03/18/2014 |
| 49-081-0410-25(00) | ROCK ISLAND SD 41 | ROCK ISLAND | \$93,648 | 03/06/2014 |
| 51-084-1860-25(00) | SPRINGFIELD SD 186 | SPRINGFIELD | \$17,191 | 03/20/2014 |

\$1,915,987

Program: 2014 - 4932, Title II - Teacher Quality

| <u>RCDT</u> | <u>District Name</u> | <u>City</u> | <u>Budget Amt</u> | <u>Approval Date</u> |
|-------------|----------------------|-------------|-------------------|----------------------|
|-------------|----------------------|-------------|-------------------|----------------------|

ILLINOIS STATE BOARD OF EDUCATION
FUNDING AND DISBURSEMENT SERVICES DIVISION
100 NORTH FIRST STREET, SPRINGFIELD, IL 62777

Approved Grants Less Than 1 Million

Thru Date:(03/01/2014-03/31/2014)

| | | | | |
|--------------------|--------------------------------|---------------|-----------|------------|
| 02-077-1010-26(00) | MERIDIAN CUSD 101 | MOUNDS | \$141,058 | 03/06/2014 |
| 03-003-0020-26(00) | BOND COUNTY 2 | GREENVILLE | \$83,592 | 03/06/2014 |
| 05-016-0210-04(00) | COOK COUNTY CONSOLIDATED SD 21 | WHEELING | \$210,392 | 03/05/2014 |
| 05-016-0310-02(00) | WEST NORTHFIELD SD 31 | NORTHBROOK | \$28,398 | 03/24/2014 |
| 05-016-0390-02(00) | WILMETTE SD 39 | WILMETTE | \$48,773 | 03/11/2014 |
| 05-016-0690-02(00) | SKOKIE SD 69 | SKOKIE | \$60,509 | 03/26/2014 |
| 05-016-2140-17(00) | TOWNSHIP HSD 214 | ARLINGTON HTS | \$263,075 | 03/05/2014 |
| 05-016-2190-17(00) | NILES TWP CHSD 219 | SKOKIE | \$158,429 | 03/18/2014 |
| 06-016-0870-02(00) | BERKELEY SD 87 | BERKELEY | \$65,982 | 03/17/2014 |
| 06-016-0900-02(00) | RIVER FOREST SD 90 | RIVER FOREST | \$26,577 | 03/20/2014 |
| 06-016-0910-02(00) | FOREST PARK SD 91 | FOREST PARK | \$41,149 | 03/24/2014 |
| 06-016-0940-02(00) | KOMAREK SD 94 | NORTH RIVERSI | \$6,665 | 03/03/2014 |
| 06-016-0960-02(00) | RIVERSIDE SCHOOL DIST 96 | RIVERSIDE | \$20,594 | 03/05/2014 |
| 06-016-1060-02(00) | LAGRANGE HIGHLANDS SD 106 | LA GRANGE | \$22,459 | 03/24/2014 |
| 06-016-2080-17(00) | SCHOOL DIST 208-COOK COUNTY | RIVERSIDE | \$28,961 | 03/25/2014 |
| 07-016-1525-02(00) | HAZEL CREST SD 152-5 | HAZEL CREST | \$88,160 | 03/06/2014 |
| 08-089-1450-22(00) | FREEPORT SD 145 | FREEPORT | \$244,523 | 03/07/2014 |
| 09-010-1420-04(00) | LUDLOW CCSD 142 | LUDLOW | \$4,656 | 03/07/2014 |
| 09-010-1970-04(00) | PRAIRIEVIEW-OGDEN CCSD 197 | ROYAL | \$12,721 | 03/26/2014 |
| 13-095-0150-04(00) | ASHLEY CCSD 15 | ASHLEY | \$13,002 | 03/06/2014 |
| 15-016-9010-90(00) | HORIZON SCIENCE ACAD-BELMONT | CHICAGO | \$23,512 | 03/24/2014 |
| 17-053-2300-17(00) | DWIGHT TWP HSD 230 | DWIGHT | \$6,096 | 03/24/2014 |
| 17-053-2320-02(00) | DWIGHT COMMON SD 232 | DWIGHT | \$28,457 | 03/24/2014 |
| 17-053-4290-04(00) | PONTIAC CCSD 429 | PONTIAC | \$69,666 | 03/25/2014 |
| 19-022-0120-02(00) | ROSELLE SD 12 | ROSELLE | \$33,005 | 03/17/2014 |
| 19-022-0200-02(00) | KEENEYVILLE SD 20 | HANOVER PARK | \$50,895 | 03/03/2014 |
| 19-022-0600-02(00) | MAERCKER SD 60 | WESTMONT | \$43,965 | 03/20/2014 |
| 19-022-0940-16(00) | COMMUNITY HIGH SCHOOL DIST 94 | WEST CHICAGO | \$42,834 | 03/24/2014 |
| 19-022-1800-04(00) | COMM CONS SCH DIST 180 | BURR RIDGE | \$17,313 | 03/25/2014 |
| 20-096-0140-04(00) | COUNTY OF WAYNE | GEFF | \$1,491 | 03/06/2014 |
| 22-029-0020-26(00) | V I T UNIT SCHOOL DIST 2 | TABLE GROVE | \$22,238 | 03/06/2014 |
| 25-041-0820-02(00) | COUNTY OF JEFFERSON SD 82 | MOUNT VERNON | \$4,290 | 03/18/2014 |
| 32-046-0530-02(00) | BOURBONNAIS ESD 53 | BOURBONNAIS | \$64,590 | 03/07/2014 |
| 33-048-2050-26(00) | GALESBURG CUSD 205 | GALESBURG | \$304,376 | 03/24/2014 |
| 34-049-0460-04(00) | COMMUNITY CONSOLIDATED SCHOOL | GRAYSLAKE | \$83,346 | 03/07/2014 |
| 34-049-0730-04(00) | HAWTHORN CCSD 73 | VERNON HILLS | \$86,862 | 03/11/2014 |
| 34-049-0950-26(00) | COMMUNITY UNIT SCHOOL DIST 95 | LAKE ZURICH | \$89,821 | 03/07/2014 |
| 34-049-1090-02(00) | DEERFIELD SD 109 | DEERFIELD | \$55,933 | 03/07/2014 |
| 34-049-1120-02(00) | NORTH SHORE SD 112 | HIGHLAND PARK | \$107,405 | 03/12/2014 |
| 34-049-1140-02(00) | FOX LAKE GSD 114 | SPRING GROVE | \$37,996 | 03/11/2014 |
| 34-049-1160-26(00) | ROUND LAKE AREA SD 116 | ROUND LAKE | \$274,343 | 03/07/2014 |
| 34-049-1170-16(00) | ANTIOCH C H S D 117 | ANTIOCH | \$35,674 | 03/07/2014 |
| 34-049-1200-13(00) | CONSOLIDATED HS DIST 120 | MUNDELEIN | \$55,497 | 03/11/2014 |
| 34-049-1210-17(00) | WARREN THSD 121 | GURNEE | \$39,573 | 03/07/2014 |
| 34-049-1250-13(00) | CONS HIGH SCH DIST 125 | LINCOLNSHIRE | \$52,841 | 03/11/2014 |
| 39-055-0090-26(00) | SANGAMON VALLEY CUSD 9 | NIANTIC | \$23,203 | 03/18/2014 |
| 39-074-0250-26(00) | MONTICELLO CU 25 | MONTICELLO | \$23,216 | 03/06/2014 |
| 46-069-0060-26(00) | WAVERLY CUSD 6 | WAVERLY | \$18,526 | 03/18/2014 |
| 47-052-1700-22(00) | DIXON CUSD 170 | DIXON | \$123,472 | 03/03/2014 |

**ILLINOIS STATE BOARD OF EDUCATION
FUNDING AND DISBURSEMENT SERVICES DIVISION
100 NORTH FIRST STREET, SPRINGFIELD, IL 62777**

Approved Grants Less Than 1 Million

Thru Date:(03/01/2014-03/31/2014)

| | | | | |
|--------------------|--------------------------------|-------------|--------------------|------------|
| 47-052-2200-02(00) | COUNTY OF LEE 220 SCHOOL DIST | STEWARD | \$2,555 | 03/03/2014 |
| 51-000-0000-00(00) | REGIONAL OFFICE OF EDUCATION51 | SPRINGFIELD | \$537 | 03/06/2014 |
| 51-084-0100-26(00) | AUBURN CUSD 10 | AUBURN | \$28,100 | 03/18/2014 |
| 53-090-1370-02(00) | SOUTH PEKIN SD 137 | SOUTH PEKIN | \$8,903 | 03/06/2014 |
| 54-092-0110-26(00) | HOOPESTON AREA CUSD 11 | HOOPESTON | \$64,761 | 03/07/2014 |
| | | | <hr/> | |
| | | | \$3,494,967 | |
| | | | <hr/> | |

Program: 2014 - 4999, Other Federal Programs

| <u>RCDT</u> | <u>District Name</u> | <u>City</u> | <u>Budget Amt</u> | <u>Approval Date</u> |
|--------------------|------------------------|-------------|-------------------|----------------------|
| 15-016-2990-25(00) | CITY OF CHICAGO SD 299 | CHICAGO | \$200,000 | 03/05/2014 |
| | | | <hr/> | |
| | | | \$200,000 | |
| | | | <hr/> | |