




**ILLINOIS STATE BOARD OF EDUCATION MEETING**  
**January 22-23, 2014**

**TO:** Illinois State Board of Education

**FROM:** Christopher A. Koch, Ed.D., State Superintendent of Education   
Robert Wolfe, Chief Financial Officer   
Donald W. Evans, Chief Operating Officer 

**Agenda Topic:** Information Item: SBE Fiscal & Administrative Monthly Reports

**Materials:** Appropriation and Spending by Program – FY14  
Financial Status Report (contract & grant detail) – FY14  
Comparative Statement of Expenditures – FY14  
Monthly Headcount Graph, Staff Detail, 10-yr Headcount History Graph  
Contract & Grant Awards Under \$1 million - FY14

**Purpose of Agenda Item**

To provide the Board standard reports with key information on fiscal and administrative activities of the state Agency.

**Relationship to/Implications for the State Board's Strategic Plan**

Not applicable – informational purposes only.

**Expected Outcome(s) of Agenda Item**

Not applicable – informational purposes only.

**Background Information**

In June 2002, the State Board adopted bylaws outlining a new committee structure under which fiscal, audit and operations issues will be handled by the Finance and Audit Committee. The Superintendent requested that the Agency organize and standardize the financial and Headcount data provided to the Board for their future policy work and decision making.

Currently, the following reports are provided:

1. Budget (annually in January)
2. Appropriation and Expenditure (monthly)
3. Financial Status Report – Contract/Grant Detail (monthly)
4. Contract & Grant Awards Under \$1 Million (monthly)
5. Comparative Statement of Expenditures (monthly)
6. Headcount Reports (monthly)

Headcount History Graph, Staff Detail by Division, & Monthly Headcount Graph

**Analysis and Implications for Policy, Budget, Legislative Action and Communications**

The monthly or Quarterly Fiscal and Headcount Reports were first provided to the Board in August 2002. These reports provide information regarding staffing and funding as well as details of contracts over \$50,000 and grants the Agency is processing.

At the request of the Board at the December 2011 meeting, a Contract & Grant Award Report under \$1 million has been added to the SBE Fiscal & Administrative Monthly Reports package.

**Superintendent's Recommendation**

None needed.

**Next Steps**

Continue to provide these reports pursuant to schedule above.

# Illinois State Board of Education

## 2014 Appropriation & Spending by Program 07/01/2013 thru 12/31/2013

(Dollars in Thousands)

Initiatives	Appropriation			YTD Expenditures		
	Total	Grants	Admin	Total	Grants	Admin
<b>STATE</b>						
<b>Distributive Grants</b>	<b><u>\$6,194,646.6</u></b>	<b><u>\$6,194,646.6</u></b>	<b><u>\$0.0</u></b>	<b><u>\$2,870,259.0</u></b>	<b><u>\$2,870,259.0</u></b>	<b><u>\$0.0</u></b>
General State Aid	\$4,442,198.3	\$4,442,198.3	\$0.0	\$2,007,817.4	\$2,007,817.4	\$0.0
District Consolidation Cost	\$2,500.0	\$2,500.0	\$0.0	\$2,500.0	\$2,500.0	\$0.0
<b>Mandated Categoricals</b>	<b><u>\$1,749,948.3</u></b>	<b><u>\$1,749,948.3</u></b>	<b><u>\$0.0</u></b>	<b><u>\$859,941.6</u></b>	<b><u>\$859,941.6</u></b>	<b><u>\$0.0</u></b>
Illinois Free Lunch/Breakfast	\$14,300.0	\$14,300.0	\$0.0	\$9,690.3	\$9,690.3	\$0.0
Orphanage Tuition 18-3 (Reg Ed)	\$12,000.0	\$12,000.0	\$0.0	\$4,849.6	\$4,849.6	\$0.0
Sp-Ed - Extraordinary Services	\$303,091.7	\$303,091.7	\$0.0	\$195,797.2	\$195,797.2	\$0.0
Sp-Ed - Orphanage Tuition 14-7.03	\$105,000.0	\$105,000.0	\$0.0	\$56,608.7	\$56,608.7	\$0.0
Sp-Ed - Personnel Reimbursement	\$440,200.0	\$440,200.0	\$0.0	\$261,889.9	\$261,889.9	\$0.0
Sp-Ed - Private Tuition	\$218,947.7	\$218,947.7	\$0.0	\$61,453.9	\$61,453.9	\$0.0
Sp-Ed - Summer School	\$10,100.0	\$10,100.0	\$0.0	\$10,100.0	\$10,100.0	\$0.0
Sp-Ed - Transportation	\$440,500.0	\$440,500.0	\$0.0	\$152,634.2	\$152,634.2	\$0.0
Transportation - Regular/Vocational	\$205,808.9	\$205,808.9	\$0.0	\$106,917.7	\$106,917.7	\$0.0
<b>Standards - Assessment &amp; Accountability</b>	<b><u>\$27,400.0</u></b>	<b><u>\$0.0</u></b>	<b><u>\$27,400.0</u></b>	<b><u>\$17,116.0</u></b>	<b><u>\$0.0</u></b>	<b><u>\$17,116.0</u></b>
Assessments	\$27,400.0	\$0.0	\$27,400.0	\$17,116.0	\$0.0	\$17,116.0
Standards, Materials, Training for Teachers	\$0.0	\$0.0	\$0.0	\$0.0	\$0.0	\$0.0
Growth Model	\$0.0	\$0.0	\$0.0	\$0.0	\$0.0	\$0.0
System of Support	\$0.0	\$0.0	\$0.0	\$0.0	\$0.0	\$0.0
<b>Ensuring Quality Ed Personnel</b>	<b><u>\$2,000.0</u></b>	<b><u>\$2,000.0</u></b>	<b><u>\$0.0</u></b>	<b><u>\$648.0</u></b>	<b><u>\$648.0</u></b>	<b><u>\$0.0</u></b>
National Board Certification	\$1,000.0	\$1,000.0	\$0.0	\$98.0	\$98.0	\$0.0
Principal Mentoring Program	\$0.0	\$0.0	\$0.0	\$0.0	\$0.0	\$0.0
Teach for America	\$1,000.0	\$1,000.0	\$0.0	\$550.0	\$550.0	\$0.0
Teacher and Admin. Mentoring Program	\$0.0	\$0.0	\$0.0	\$0.0	\$0.0	\$0.0
<b>Early Childhood</b>	<b><u>\$300,192.4</u></b>	<b><u>\$296,337.4</u></b>	<b><u>\$3,855.0</u></b>	<b><u>\$139,444.0</u></b>	<b><u>\$137,930.7</u></b>	<b><u>\$1,513.3</u></b>
<b>Academic Difficulty</b>	<b><u>\$81,181.2</u></b>	<b><u>\$79,181.2</u></b>	<b><u>\$2,000.0</u></b>	<b><u>\$14,138.2</u></b>	<b><u>\$14,138.2</u></b>	<b><u>\$0.0</u></b>
Alternative Learning/Regional Safe Schools	\$6,300.0	\$6,300.0	\$0.0	\$2,779.6	\$2,779.6	\$0.0
Bilingual Education	\$63,381.2	\$61,381.2	\$2,000.0	\$4,521.2	\$4,521.2	\$0.0
Truant Alternative Optional Education	\$11,500.0	\$11,500.0	\$0.0	\$6,837.5	\$6,837.5	\$0.0
<b>Learning Technologies</b>	<b><u>\$2,500.0</u></b>	<b><u>\$1,250.0</u></b>	<b><u>\$1,250.0</u></b>	<b><u>\$1,390.8</u></b>	<b><u>\$626.4</u></b>	<b><u>\$764.4</u></b>
Technology for Success	\$2,500.0	\$1,250.0	\$1,250.0	\$1,390.8	\$626.4	\$764.4
<b>Career Preparation</b>	<b><u>\$39,312.1</u></b>	<b><u>\$39,312.1</u></b>	<b><u>\$0.0</u></b>	<b><u>\$24,378.1</u></b>	<b><u>\$24,378.1</u></b>	<b><u>\$0.0</u></b>
Agricultural Education	\$1,250.0	\$1,250.0	\$0.0	\$1,027.3	\$1,027.3	\$0.0

Career and Technical Education	\$38,062.1	\$38,062.1	\$0.0	\$23,350.8	\$23,350.8	\$0.0
<b>Strategic Plan</b>	<b><u>\$0.0</u></b>	<b><u>\$0.0</u></b>	<b><u>\$0.0</u></b>	<b><u>\$0.0</u></b>	<b><u>\$0.0</u></b>	<b><u>\$0.0</u></b>
Strategic Plan	\$0.0	\$0.0	\$0.0	\$0.0	\$0.0	\$0.0
<b>Administration</b>	<b><u>\$23,180.9</u></b>	<b><u>\$0.0</u></b>	<b><u>\$23,180.9</u></b>	<b><u>\$10,173.0</u></b>	<b><u>\$0.0</u></b>	<b><u>\$10,173.0</u></b>
<b>Targeted Initiatives</b>	<b><u>\$16,567.2</u></b>	<b><u>\$14,290.4</u></b>	<b><u>\$2,276.8</u></b>	<b><u>\$9,157.7</u></b>	<b><u>\$7,408.9</u></b>	<b><u>\$1,748.8</u></b>
Advanced Placement Classes	\$500.0	\$500.0	\$0.0	\$151.3	\$151.3	\$0.0
After School Matters	\$2,000.0	\$2,000.0	\$0.0	\$600.0	\$600.0	\$0.0
Arts and Foreign Language	\$0.0	\$0.0	\$0.0	\$0.0	\$0.0	\$0.0
Autism Project	\$100.0	\$100.0	\$0.0	\$50.0	\$50.0	\$0.0
Blind & Dyslexic	\$816.6	\$816.6	\$0.0	\$733.0	\$733.0	\$0.0
Childrens Mental Health Partnership	\$300.0	\$300.0	\$0.0	\$0.0	\$0.0	\$0.0
Community Residential Services Authority	\$592.3	\$0.0	\$592.3	\$248.8	\$0.0	\$248.8
East St. Louis School District 189	\$3,000.0	\$3,000.0	\$0.0	\$3,000.0	\$3,000.0	\$0.0
Educator Misconduct Investigations	\$184.0	\$0.0	\$184.0	\$0.0	\$0.0	\$0.0
IL Coalition Immigrant/Refugee Parent Mentor	\$1,000.0	\$1,000.0	\$0.0	\$0.0	\$0.0	\$0.0
Lowest Performing Schools	\$1,002.8	\$1,002.3	\$0.5	\$122.0	\$122.0	\$0.0
Materials Center for the Visually Impaired	\$1,421.1	\$1,421.1	\$0.0	\$730.0	\$730.0	\$0.0
Philip J. Rock Center & School	\$3,577.8	\$3,577.8	\$0.0	\$1,800.0	\$1,800.0	\$0.0
Tax Equivalent Grants	\$222.6	\$222.6	\$0.0	\$222.6	\$222.6	\$0.0
Emergency Financial Assistance Fund	\$1,500.0	\$0.0	\$1,500.0	\$1,500.0	\$0.0	\$1,500.0
Targeted Initiatives	\$350.0	\$350.0	\$0.0	\$0.0	\$0.0	\$0.0
<b>NON STATE</b>						
<b>Regional Services</b>	<b><u>\$14,695.0</u></b>	<b><u>\$14,695.0</u></b>	<b><u>\$0.0</u></b>	<b><u>\$6,971.7</u></b>	<b><u>\$6,971.7</u></b>	<b><u>\$0.0</u></b>
ROE - Bus Driver Training	\$70.0	\$70.0	\$0.0	\$70.0	\$70.0	\$0.0
ROE - Salaries	\$12,400.0	\$12,400.0	\$0.0	\$5,660.6	\$5,660.6	\$0.0
ROE - School Services	\$2,225.0	\$2,225.0	\$0.0	\$1,241.2	\$1,241.2	\$0.0
<b>School Infrastructure Fund</b>	<b><u>\$600.0</u></b>	<b><u>\$0.0</u></b>	<b><u>\$600.0</u></b>	<b><u>\$67.4</u></b>	<b><u>\$0.0</u></b>	<b><u>\$67.4</u></b>
School Infrastructure (Debt Admin)	\$600.0	\$0.0	\$600.0	\$67.4	\$0.0	\$67.4
<b>Driver Education</b>	<b><u>\$15,000.0</u></b>	<b><u>\$15,000.0</u></b>	<b><u>\$0.0</u></b>	<b><u>\$7,500.0</u></b>	<b><u>\$7,500.0</u></b>	<b><u>\$0.0</u></b>
<b>Career Prep</b>	<b><u>\$550.0</u></b>	<b><u>\$550.0</u></b>	<b><u>\$0.0</u></b>	<b><u>\$550.0</u></b>	<b><u>\$550.0</u></b>	<b><u>\$0.0</u></b>
Agricultural Education - Downstate Transit	\$550.0	\$550.0	\$0.0	\$550.0	\$550.0	\$0.0
<b>Other Funds</b>	<b><u>\$138,354.0</u></b>	<b><u>\$115,210.1</u></b>	<b><u>\$23,143.9</u></b>	<b><u>\$13,100.5</u></b>	<b><u>\$10,269.3</u></b>	<b><u>\$2,831.2</u></b>
After School Rescue Fund	\$200.0	\$200.0	\$0.0	\$0.0	\$0.0	\$0.0
Capital Development Fund-Sch Const.	\$25,000.0	\$25,000.0	\$0.0	\$0.0	\$0.0	\$0.0
Charter Schools Revolving Loan Fund	\$20.0	\$20.0	\$0.0	\$0.0	\$0.0	\$0.0
Emergency Financial Assistance Fund	\$16,140.0	\$16,140.0	\$0.0	\$600.0	\$600.0	\$0.0
Indirect Costs	\$7,015.2	\$0.0	\$7,015.2	\$1,414.0	\$0.0	\$1,414.0
ISBE - Special Purpose Trust Fund	\$8,484.8	\$165.0	\$8,319.8	\$82.0	\$82.0	\$0.0
ISBE Teacher Certificate Institute Fund	\$2,208.9	\$0.0	\$2,208.9	\$0.0	\$0.0	\$0.0

School Construction Maintenance Fund	\$67,285.1	\$67,285.1	\$0.0	\$8,234.8	\$8,234.8	\$0.0
School Technology Revolving Loan	\$5,000.0	\$5,000.0	\$0.0	\$1,128.5	\$1,128.5	\$0.0
State Charter School Commission	\$600.0	\$0.0	\$600.0	\$178.3	\$0.0	\$178.3
Teacher Certification Fee Revolving Fund	\$5,000.0	\$0.0	\$5,000.0	\$1,238.8	\$0.0	\$1,238.8
Technology Immersion - Build IL Bond Fund	\$0.0	\$0.0	\$0.0	\$0.0	\$0.0	\$0.0
Temporary Relocation Revolving Fund	\$1,400.0	\$1,400.0	\$0.0	\$224.0	\$224.0	\$0.0

## **FEDERAL**

<b>Federal Funds</b>	<b><u>\$3,007,410.5</u></b>	<b><u>\$2,845,044.2</u></b>	<b><u>\$162,366.2</u></b>	<b><u>\$606,030.0</u></b>	<b><u>\$586,877.0</u></b>	<b><u>\$19,153.0</u></b>
Advanced Placement Fee Payment	\$3,099.1	\$3,000.0	\$99.1	\$2,191.7	\$2,191.7	\$0.0
ARRA - Education Jobs Fund	\$0.0	\$0.0	\$0.0	\$0.0	\$0.0	\$0.0
ARRA - Longitudinal Data Systems	\$10,000.0	\$0.0	\$10,000.0	\$462.6	\$0.0	\$462.6
ARRA - Race to the Top	\$42,800.0	\$15,672.0	\$27,128.0	\$2,970.6	\$2,090.2	\$880.5
ARRA - Title I	\$31,732.0	\$31,732.0	\$0.0	\$0.0	\$0.0	\$0.0
ARRA - Title I School Improvement (1003G)	\$41,668.0	\$41,668.0	\$0.0	\$11,296.1	\$11,296.1	\$0.0
ARRA - Title II Technology	\$0.0	\$0.0	\$0.0	\$0.0	\$0.0	\$0.0
Career & Technical Education	\$56,919.4	\$55,000.0	\$1,919.4	\$13,973.6	\$13,636.1	\$337.5
Career & Technical Education - Technical Prep	\$21.0	\$0.0	\$21.0	\$0.0	\$0.0	\$0.0
Charter Schools	\$9,000.0	\$9,000.0	\$0.0	\$0.0	\$0.0	\$0.0
Child Nutrition	\$737,015.2	\$725,000.0	\$12,015.2	\$227,213.9	\$224,001.3	\$3,212.6
Early Learning Challenge	\$27,640.5	\$612.0	\$27,028.5	\$146.2	\$0.0	\$146.2
Early Learning Challenge - DCFS	\$200.0	\$0.0	\$200.0	\$0.0	\$0.0	\$0.0
Early Learning Challenge - DHS	\$7,159.5	\$0.0	\$7,159.5	\$1,726.3	\$0.0	\$1,726.3
IDEA - Deaf Blind, Part C	\$500.0	\$500.0	\$0.0	\$116.1	\$116.1	\$0.0
IDEA - Improvement Plan	\$5,045.3	\$4,350.0	\$695.3	\$611.5	\$559.5	\$51.9
IDEA - Pre-School	\$25,898.5	\$25,000.0	\$898.5	\$4,378.8	\$4,231.0	\$147.8
Illinois Purchase Care Review Board	\$455.6	\$0.0	\$455.6	\$122.9	\$0.0	\$122.9
Individuals with Disabilities Educ. Act, Pt. B	\$716,578.4	\$700,000.0	\$16,578.4	\$121,944.1	\$117,357.8	\$4,586.4
IDEA - Bellefaire JCB	\$0.0	\$0.0	\$0.0	\$0.0	\$0.0	\$0.0
Integration of Schools & Mental Health Systems	\$0.0	\$0.0	\$0.0	\$0.0	\$0.0	\$0.0
Learn and Serve America	\$50.0	\$0.0	\$50.0	\$0.0	\$0.0	\$0.0
Longitudinal Data System	\$5,200.0	\$1,260.3	\$3,939.8	\$561.3	\$0.0	\$561.3
Math & Science Partnerships	\$14,633.0	\$14,000.0	\$633.0	\$1,933.0	\$1,860.8	\$72.3
National Center for Education Statistics	\$484.8	\$0.0	\$484.8	\$137.1	\$0.0	\$137.1
ONPAR	\$0.0	\$0.0	\$0.0	\$0.0	\$0.0	\$0.0
Spanish Language Assesment-SALSA	\$919.1	\$0.0	\$919.1	\$207.1	\$0.0	\$207.1
School Health Programs	\$1,160.6	\$0.0	\$1,160.6	\$3.7	\$0.0	\$3.7
Special Congressional Initiatives	\$5,000.0	\$5,000.0	\$0.0	\$0.0	\$0.0	\$0.0
Striving Readers	\$0.0	\$0.0	\$0.0	\$0.0	\$0.0	\$0.0
Title I - Basic Programs	\$824,620.1	\$813,494.4	\$11,125.7	\$156,442.7	\$154,572.6	\$1,870.1
Title I - Comprehensive School Reform	\$35.5	\$0.0	\$35.5	\$0.0	\$0.0	\$0.0
Title I - Education of Migratory Children	\$4,883.9	\$4,787.8	\$96.1	\$903.6	\$885.5	\$18.1
Title I - Even Start Family Literacy Programs	\$817.3	\$768.3	\$49.0	\$0.0	\$0.0	\$0.0
Title I - Neglected and Delinquent	\$2,207.6	\$2,111.1	\$96.5	\$315.0	\$302.0	\$13.0
Title I - School Improvement	\$113,935.1	\$108,838.4	\$5,096.6	\$10,758.8	\$10,089.1	\$669.7
Title II - Enhance Ed through Technology	\$105.0	\$0.0	\$105.0	\$0.0	\$0.0	\$0.0
Title II - Quality Teachers	\$163,299.3	\$157,000.0	\$6,299.3	\$21,754.0	\$21,085.6	\$668.3

Title III - English Language Acquisition	\$47,596.1	\$45,250.0	\$2,346.1	\$7,219.3	\$6,856.5	\$362.8
Title IV - 21st Century Schools	\$76,318.6	\$74,000.0	\$2,318.6	\$15,834.1	\$15,167.5	\$666.7
Title IV - Safe & Drug Free Schools	\$10.0	\$0.0	\$10.0	\$0.0	\$0.0	\$0.0
Title VI - Rural & Low Income Programs	\$2,088.6	\$2,000.0	\$88.6	\$143.4	\$143.4	\$0.0
Title VI - State Assessment	\$22,861.2	\$0.0	\$22,861.2	\$2,194.9	\$0.0	\$2,194.9
Title X - McKinney Homeless Assistance	\$5,436.7	\$5,000.0	\$436.7	\$467.2	\$434.2	\$33.0
Transition to Teaching	\$15.6	\$0.0	\$15.6	\$0.0	\$0.0	\$0.0
<b>TOTAL - ALL FUNDS:</b>	<b>\$9,863,589.9</b>	<b>\$9,617,517.1</b>	<b>\$246,072.9</b>	<b>\$3,720,924.3</b>	<b>\$3,667,557.3</b>	<b>\$53,366.9</b>

**ILLINOIS STATE BOARD OF EDUCATION**  
**Financial Status Report**  
**July 1, 2013 through December 31, 2013**  
**(Fiscal Year 2014)**

	Appropriation Amount	Expenditures to Date	Unexpended Appropriation	Percentage spent YTD	Percentage Unexpended
<b><u>General Revenue Fund</u></b>					
Personal Services and Related Expenditures	\$ 16,272,600	7,702,966	\$ 8,569,634	47.34%	<b>52.66%</b>
Contractual Services	6,000,000	2,122,432	3,877,568	35.37%	<b>64.63%</b>
Travel	166,320	95,551	70,769	57.45%	<b>42.55%</b>
Commodities	71,300	19,628	51,672	27.53%	<b>72.47%</b>
Printing	64,700	22,064	42,637	34.10%	<b>65.90%</b>
Equipment	132,200	17,184	115,016	13.00%	<b>87.00%</b>
Telecommunications	450,000	186,526	263,474	41.45%	<b>58.55%</b>
Operation of Automotive Equipment	23,800	6,638	17,162	27.89%	<b>72.11%</b>
Lump Sums	28,176,302	17,364,745	10,811,557	61.63%	<b>38.37%</b>
<i>Sub-total</i>	51,357,222	27,537,736	23,819,486	53.62%	<b>46.38%</b>
Awards and Grants	2,193,424,904	1,051,349,621	1,142,075,283	47.93%	<b>52.07%</b>
<b>Total General Revenue Fund</b>	<b>\$ 2,244,782,126</b>	<b>\$ 1,078,887,357</b>	<b>\$ 1,165,894,769</b>	<b>48.06%</b>	<b>51.94%</b>
<b><u>Education Assistance Fund</u></b>					
Awards and Grants	\$ 404,000,000	\$ -	\$ 404,000,000	0.00%	<b>100.00%</b>
<b><u>Common School Fund</u></b>					
General State Aid	\$ 4,038,198,260	\$ 2,007,817,362	\$ 2,030,380,898	49.72%	<b>50.28%</b>
<b><u>Teacher Certification Fee Revolving Fund</u></b>					
Lump Sums	\$ 5,000,000	\$ 1,238,810	\$ 3,761,190	24.78%	<b>75.22%</b>

**ILLINOIS STATE BOARD OF EDUCATION**  
**Financial Status Report**  
**July 1, 2013 through December 31, 2013**  
**(Fiscal Year 2014)**

	Appropriation Amount	Expenditures to Date	Unexpended Appropriation	Percentage spent YTD	Percentage Unexpended
<b><u>Drivers Education Fund</u></b>					
Awards and Grants	15,000,000	7,499,989	7,500,011	50.00%	<b>50.00%</b>
<b><u>School Dist. Emergency Financial Asst. Fund</u></b>					
Awards and Grants	\$ 16,140,000	\$ 600,000	\$ 15,540,000	3.72%	<b>96.28%</b>
<b><u>SBE Special Purpose Trust Fund</u></b>					
Lump Sums	\$ 15,500,000	\$ 1,495,983	\$ 14,004,017	9.65%	<b>90.35%</b>
<b><u>SBE Teacher Certification Institution Fund</u></b>					
Lump Sums	\$ 2,208,900	\$ -	\$ 2,208,900	0.00%	<b>100.00%</b>
<b><u>SBE Federal Department of Agriculture Fund</u></b>					
Personal Services and Related Expenditures	\$ 6,803,400	\$ 2,433,689	\$ 4,369,711	35.77%	<b>64.23%</b>
Contractual Services	4,210,500	643,004	3,567,496	15.27%	<b>84.73%</b>
Travel	400,000	124,197	275,803	31.05%	<b>68.95%</b>
Commodities	85,000	3,606	81,394	4.24%	<b>95.76%</b>
Printing	156,300	4,125	152,175	2.64%	<b>97.36%</b>
Equipment	310,000	3,950	306,050	1.27%	<b>98.73%</b>
Telecommunications	50,000	-	50,000	0.00%	<b>100.00%</b>
<b>Sub-total</b>	<b>12,015,200</b>	<b>3,212,570</b>	<b>8,802,630</b>	<b>26.74%</b>	<b>73.26%</b>
Awards and Grants	725,000,000	224,001,346	500,998,654	30.90%	<b>69.10%</b>
<b>Total SBE Federal Department of Agriculture Fund</b>	<b>\$ 737,015,200</b>	<b>\$ 227,213,915</b>	<b>\$ 509,801,285</b>	<b>30.83%</b>	<b>69.17%</b>



**ILLINOIS STATE BOARD OF EDUCATION**  
**Financial Status Report**  
**July 1, 2013 through December 31, 2013**  
**(Fiscal Year 2014)**

	Appropriation Amount	Expenditures to Date	Unexpended Appropriation	Percentage spent YTD	Percentage Unexpended
<b><u>SBE Federal Agency Services Fund</u></b>					
Personal Services and Related Expenditures	\$ 194,900	\$ -	\$ 194,900	0.00%	100.00%
Contractual Services	945,000	294	944,706	0.03%	99.97%
Travel	30,000	3,448	26,552	11.49%	88.51%
Commodities	20,000	-	20,000	0.00%	100.00%
Printing	700	-	700	0.00%	100.00%
Equipment	11,000	-	11,000	0.00%	100.00%
Telecommunications	9,000	-	9,000	0.00%	100.00%
<b>Sub-total</b>	<b>1,210,600</b>	<b>3,742</b>	<b>1,206,858</b>	<b>0.31%</b>	<b>99.69%</b>
<b>Total SBE Federal Agency Services Fund</b>	<b>\$ 1,210,600</b>	<b>\$ 3,742</b>	<b>\$ 1,206,858</b>	<b>0.31%</b>	<b>99.69%</b>
<b><u>SBE Federal Department of Education Fund</u></b>					
Personal Services and Related Expenditures	\$ 25,209,400	\$ 7,004,286	\$ 18,205,114	27.78%	72.22%
Contractual Services	21,370,000	2,483,765	18,886,235	11.62%	88.38%
Travel	1,600,000	231,170	1,368,830	14.45%	85.55%
Commodities	305,000	25,131	279,869	8.24%	91.76%
Printing	341,000	-	341,000	0.00%	100.00%
Equipment	679,000	13,388	665,612	1.97%	98.03%
Telecommunications	400,000	-	400,000	0.00%	100.00%
Lump Sums	58,780,300	4,274,506	54,505,794	7.27%	92.73%
<b>Sub-total</b>	<b>108,684,700</b>	<b>14,032,246</b>	<b>94,652,454</b>	<b>12.91%</b>	<b>87.09%</b>
Awards and Grants	2,160,500,000	364,780,048	1,795,719,952	16.88%	83.12%
<b>Total SBE Federal Department of Education Fund</b>	<b>\$ 2,269,184,700</b>	<b>\$ 378,812,295</b>	<b>\$ 1,890,372,405</b>	<b>16.69%</b>	<b>83.31%</b>
<b><u>Charter Schools Revolving Loan Program Fund</u></b>					
Awards and Grants	\$ 20,000	\$ -	\$ 20,000	0.00%	100.00%
<b><u>School Infrastructure Fund</u></b>					
Lump Sums	\$ 600,000	\$ 67,358	\$ 532,642	11.23%	88.77%

**ILLINOIS STATE BOARD OF EDUCATION**  
**Financial Status Report**  
**July 1, 2013 through December 31, 2013**  
**(Fiscal Year 2014)**

	Appropriation Amount	Expenditures to Date	Unexpended Appropriation	Percentage spent YTD	Percentage Unexpended
<b><u>School Technology Revolving Loan Program Fund</u></b>					
Awards and Grants	\$ 5,000,000	\$ 1,128,525	\$ 3,871,475	22.57%	<b>77.43%</b>
<b><u>Temporary Relocation Expenses Revolving Grant Fund</u></b>					
Awards and Grants	\$ 1,400,000	\$ 224,000	\$ 1,176,000	16.00%	<b>84.00%</b>
<b><u>Capital Development Fund</u></b>					
Grants for Educational Purposes	\$ 25,000,000	\$ -	\$ 25,000,000	0.00%	<b>100.00%</b>
<b><u>School Construction Fund</u></b>					
Construction Grants	\$ 67,285,147	\$ 8,234,845	\$ 59,050,302	12.24%	<b>87.76%</b>
<b><u>Downstate Transit Improvement Fund</u></b>					
Awards and Grants	\$ 550,000	\$ 550,000	\$ -	100.00%	<b>0.00%</b>
<b><u>Personal Property Tax Replacement Fund</u></b>					
Lump Sums	\$ 70,000	\$ 70,000	\$ -	100.00%	<b>0.00%</b>
Awards and Grants	2,225,000	1,241,162	983,838	55.78%	<b>44.22%</b>
Grants for Educational Purposes	12,400,000	5,660,566	6,739,434	45.65%	<b>54.35%</b>
<b>Total Personal Property Tax Replacement Fund</b>	<b>\$ 14,695,000</b>	<b>\$ 6,971,728</b>	<b>\$ 7,723,272</b>	<b>47.44%</b>	<b>52.56%</b>
<b><u>After School Rescue Fund</u></b>					
Lump Sums	\$ 200,000	\$ -	\$ 200,000	0.00%	<b>100.00%</b>
<b><u>State Charter School Commission Fund</u></b>					
Lump Sums	\$ 600,000	\$ 178,345	\$ 421,655	29.72%	<b>70.28%</b>
<b>ISBE TOTALS</b>	<b>\$ 9,863,589,933</b>	<b>\$ 3,720,924,255</b>	<b>\$ 6,142,665,678</b>	<b>37.72%</b>	<b>62.28%</b>

**ILLINOIS STATE BOARD OF EDUCATION**  
**Combined Financial Status Report**  
**July 1, 2013 through December 31, 2013**  
**(Fiscal Year 2014)**

	Appropriation Amount	Expenditures to Date (Direct)	Federal Indirect Cost Recovery Expenditures	Unexpended Appropriation	Percentage spent YTD	Percentage Unexpended
<b><u>All Funds</u></b>						
Personal Services and Related Expenditures	\$ 49,513,593	\$ 17,140,941	\$ 1,033,293	\$ 31,339,359	34.62%	63.29%
Contractual Services	32,836,516	5,249,495	311,016	27,276,005	15.99%	83.07%
Travel	2,211,452	454,367	15,132	1,741,953	20.55%	78.77%
Commodities	494,970	48,366	13,670	432,934	9.77%	87.47%
Printing	564,475	26,188	1,775	536,512	4.64%	95.05%
Equipment	1,170,825	34,521	38,625	1,097,679	2.95%	93.75%
Telecommunications	909,501	186,526	501	722,474	20.51%	79.44%
Operation of Automotive Equipment	23,800	6,638	-	17,162	27.89%	72.11%
Lump Sums	109,721,490	23,275,735	-	85,291,457	21.21%	77.73%
<b>Sub-total</b>	<b>197,446,622</b>	<b>47,836,789</b>	<b>1,414,012</b>	<b>149,609,833</b>	<b>24.23%</b>	<b>75.77%</b>
Awards and Grants	9,598,858,164	3,664,852,620	-	5,934,005,544	38.18%	61.82%
Construction Grants	67,285,147	8,234,845	-	59,050,302	12.24%	87.76%
<b>Total All Funds</b>	<b>\$ 9,863,589,933</b>	<b>\$ 3,719,510,242</b>	<b>\$ 1,414,012</b>	<b>\$ 6,142,665,678</b>	<b>37.71%</b>	<b>62.28%</b>

**General Revenue Fund**

Personal Services and Related Expenditures	\$ 16,272,600	\$ 7,702,966	\$ -	\$ 8,569,634	47.34%	52.66%
Contractual Services	6,000,000	2,122,432	-	3,877,568	35.37%	64.63%
Travel	166,320	95,551	-	70,769	57.45%	42.55%
Commodities	71,300	19,628	-	51,672	27.53%	72.47%
Printing	64,700	22,064	-	42,637	34.10%	65.90%
Equipment	132,200	17,184	-	115,016	13.00%	87.00%
Telecommunications	450,000	186,526	-	263,474	41.45%	58.55%
Operation of Automotive Equipment	23,800	6,638	-	17,162	27.89%	72.11%
Lump Sums	28,176,302	17,364,745	-	10,811,557	61.63%	38.37%
<b>Sub-total</b>	<b>51,357,222</b>	<b>27,537,736</b>	<b>-</b>	<b>23,819,486</b>	<b>53.62%</b>	<b>46.38%</b>
Awards and Grants	2,193,424,904	1,051,349,621	-	1,142,075,283	47.93%	52.07%
<b>Total General Revenue Fund</b>	<b>\$ 2,244,782,126</b>	<b>\$ 1,078,887,357</b>	<b>\$ -</b>	<b>\$ 1,165,894,769</b>	<b>48.06%</b>	<b>51.94%</b>

**Other State Funds**

Lump Sums	\$ 24,178,900	\$ 3,050,496	\$ -	\$ 21,128,404	12.62%	87.38%
<b>Sub-total</b>	<b>24,178,900</b>	<b>3,050,496</b>	<b>-</b>	<b>21,128,404</b>	<b>12.62%</b>	<b>87.38%</b>
Awards and Grants	4,519,933,260	2,024,721,605	-	2,495,211,655	44.80%	55.20%
Construction Grants	67,285,147	8,234,845	-	59,050,302	12.24%	87.76%
<b>Total Other State Funds</b>	<b>\$ 4,611,397,307</b>	<b>\$ 2,036,006,946</b>	<b>\$ -</b>	<b>\$ 2,575,390,361</b>	<b>44.15%</b>	<b>55.85%</b>

**Federal Funds**

Personal Services and Related Expenditures	\$ 32,207,700	\$ 9,437,975	\$ -	\$ 22,769,725	29.30%	70.70%
Contractual Services	26,525,500	3,127,063	-	23,398,437	11.79%	88.21%
Travel	2,030,000	358,815	-	1,671,185	17.68%	82.32%
Commodities	410,000	28,737	-	381,263	7.01%	92.99%
Printing	498,000	4,125	-	493,875	0.83%	99.17%
Equipment	1,000,000	17,337	-	982,663	1.73%	98.27%
Telecommunications	459,000	-	-	459,000	0.00%	100.00%
Lump Sums	58,780,300	4,274,506	-	54,505,794	7.27%	92.73%
<b>Sub-total</b>	<b>121,910,500</b>	<b>17,248,558</b>	<b>-</b>	<b>104,661,942</b>	<b>14.15%</b>	<b>85.85%</b>
Awards and Grants	2,885,500,000	588,781,394	-	2,296,718,606	20.40%	79.60%
<b>Total Federal Funds</b>	<b>\$ 3,007,410,500</b>	<b>\$ 606,029,952</b>	<b>\$ -</b>	<b>\$ 2,401,380,548</b>	<b>20.15%</b>	<b>79.85%</b>

**ILLINOIS STATE BOARD OF EDUCATION**  
**Awards and Grants Expenditures**  
**July 1, 2013 through December 31, 2013**  
**(Fiscal Year 2014)**

<u><i>General Revenue Fund</i></u>	Appropriation Amount	Expenditures to Date	Unexpended Appropriation	Percentage spent YTD	Percentage Unexpended
Advanced Placement Classes	\$ 500,000	\$ 151,286	\$ 348,714	30.26%	<b>69.74%</b>
Reorganization Incentive	2,500,000	2,500,000	-	100.00%	<b>0.00%</b>
Agriculture Education	1,250,000	1,027,271	222,729	82.18%	<b>17.82%</b>
Bilingual Education	61,381,200	4,521,210	56,859,990	7.37%	<b>92.63%</b>
Vocational Education Career and Technical Education	38,062,100	23,350,819	14,711,281	61.35%	<b>38.65%</b>
Early Childhood Education	296,337,400	137,930,698	158,406,702	46.55%	<b>53.45%</b>
Technology for Success	1,250,000	626,414	623,586	50.11%	<b>49.89%</b>
Autism Training & Technical Assistance	100,000	50,000	50,000	50.00%	<b>50.00%</b>
Recording for Blind and Dyslexic	816,600	733,020	83,580	89.76%	<b>10.24%</b>
Children's Mental Health Partnership	300,000	-	300,000	0.00%	<b>100.00%</b>
Educational Materials Unit	1,421,100	730,000	691,100	51.37%	<b>48.63%</b>
Philip Rock Center Reimbursement	3,577,800	1,800,000	1,777,800	50.31%	<b>49.69%</b>
Alternative Education	6,300,000	2,779,577	3,520,423	44.12%	<b>55.88%</b>
Truant Alternative/Optional Education	11,500,000	6,837,462	4,662,538	59.46%	<b>40.54%</b>
National Board Certification Reimbursement	1,000,000	97,950	902,050	9.80%	<b>90.21%</b>
Teach America	1,000,000	550,000	450,000	55.00%	<b>45.00%</b>
Special Education-Private Tuition	218,947,700	61,453,853	157,493,847	28.07%	<b>71.93%</b>
Special Education-Extraordinary	303,091,700	195,797,242	107,294,458	64.60%	<b>35.40%</b>
Special Education-Personnel	440,200,000	261,889,920	178,310,080	59.49%	<b>40.51%</b>
Special Education-Orphanage Tuition	105,000,000	56,608,749	48,391,251	53.91%	<b>46.09%</b>
Transportation-Regular/Vocational	205,808,900	106,917,748	98,891,152	51.95%	<b>48.05%</b>
Transportation-Special Education	440,500,000	152,634,186	287,865,814	34.65%	<b>65.35%</b>
Free Lunch/Breakfast	14,300,000	9,690,345	4,609,655	67.76%	<b>32.24%</b>
Orphanage Tuition	12,000,000	4,849,552	7,150,448	40.41%	<b>59.59%</b>
Special Education-Summer School	10,100,000	10,100,000	0	100.00%	<b>0.00%</b>
Lowest Performing Schools	1,002,300	122,000	880,300	12.17%	<b>87.83%</b>
IL Coalition Immigrant/Refugee Parent Mentor	1,000,000	-	1,000,000	0.00%	<b>100.00%</b>
East St. Louis School District	3,000,000	3,000,000	-	100.00%	<b>0.00%</b>
Targeted Initiatives	350,000	-	350,000	0.00%	<b>100.00%</b>
Tax Equivalent Grants	222,600	222,600	-	100.00%	<b>0.00%</b>
After School Matters	2,000,000	600,000	1,400,000	30.00%	<b>70.00%</b>
<b>Total General Revenue Fund</b>	<b>\$ 2,181,819,400</b>	<b>\$ 1,047,571,902</b>	<b>\$ 1,136,898,784</b>	<b>48.01%</b>	<b>52.11%</b>

**ILLINOIS STATE BOARD OF EDUCATION**  
**Awards and Grants Expenditures**  
**July 1, 2013 through December 31, 2013**  
**(Fiscal Year 2014)**

	Appropriation Amount	Expenditures to Date	Unexpended Appropriation	Percentage spent YTD	Percentage Unexpended
<b><u>Education Assistance Fund</u></b>					
General State Aid	\$ 404,000,000	\$ -	\$ 404,000,000	0.00%	<b>100.00%</b>
<b>Total Education Assistance Fund</b>	<b>\$ 404,000,000</b>	<b>\$ -</b>	<b>\$ 404,000,000</b>	<b>0.00%</b>	<b>100.00%</b>
<b><u>Common School Fund</u></b>					
General State Aid	\$ 4,038,198,260	\$ 2,007,817,362	\$ 2,030,380,898	49.72%	<b>50.28%</b>
<b>Total Common School Fund</b>	<b>\$ 4,038,198,260</b>	<b>\$ 2,007,817,362</b>	<b>\$ 2,030,380,898</b>	<b>49.72%</b>	<b>50.28%</b>
<b><u>Drivers Education Fund</u></b>					
Driver Education Grants	\$ 15,000,000	\$ 7,499,989	\$ 7,500,011	50.00%	<b>50.00%</b>
<b>Total Drivers Education Fund</b>	<b>\$ 15,000,000</b>	<b>\$ 7,499,989</b>	<b>\$ 7,500,011</b>	<b>50.00%</b>	<b>50.00%</b>
<b><u>School Dist. Emergency Financial Asst. Fund</u></b>					
School District Emergency Financial Assistance	\$ 16,140,000	\$ 600,000	\$ 15,540,000	3.72%	<b>96.28%</b>
<b>Total School Dist. Emergency Fin. Asst. Fund</b>	<b>\$ 16,140,000</b>	<b>\$ 600,000</b>	<b>\$ 15,540,000</b>	<b>3.72%</b>	<b>96.28%</b>
<b><u>SBE Special Purpose Trust Fund</u></b>					
Lump Sums	\$ 90,000	\$ 81,971	\$ 8,029	91.08%	<b>8.92%</b>
<b>Total SBE Special Purpose Trust Fund</b>	<b>\$ 90,000</b>	<b>\$ 81,971</b>	<b>\$ 8,029</b>	<b>91.08%</b>	<b>8.92%</b>
<b><u>SBE Federal Department of Agriculture Fund</u></b>					
Federal Nutrition Programs	\$ 725,000,000	\$ 224,001,346	\$ 500,998,654	30.90%	<b>69.10%</b>
<b>Total SBE Federal Department of Agriculture Fund</b>	<b>\$ 725,000,000</b>	<b>\$ 224,001,346</b>	<b>\$ 500,998,654</b>	<b>30.90%</b>	<b>69.10%</b>

**ILLINOIS STATE BOARD OF EDUCATION**  
**Awards and Grants Expenditures**  
**July 1, 2013 through December 31, 2013**  
**(Fiscal Year 2014)**

	Appropriation Amount	Expenditures to Date	Unexpended Appropriation	Percentage spent YTD	Percentage Unexpended
<b><u>SBE Federal Department of Education Fund</u></b>					
Title VI Rural and Low Income Students	\$ 2,000,000	\$ 143,418	\$ 1,856,582	7.17%	<b>92.83%</b>
Race to the Top	15,672,000	2,090,162	13,581,838	13.34%	<b>86.66%</b>
Title III - English Language Acquisition	45,250,000	6,856,480	38,393,520	15.15%	<b>84.85%</b>
Early Learning Challenge	550,000	-	550,000	0.00%	<b>100.00%</b>
Charter Schools	9,000,000	-	9,000,000	0.00%	<b>100.00%</b>
Advanced Placement Fee	3,000,000	2,191,745	808,255	73.06%	<b>26.94%</b>
Title I - Basic	930,000,000	165,849,263	764,150,737	17.83%	<b>82.17%</b>
Title IV - 21st Century/Community Service	74,000,000	15,167,451	58,832,549	20.50%	<b>79.50%</b>
Title II - Teacher Quality	157,000,000	21,085,630	135,914,370	13.43%	<b>86.57%</b>
Title II - Math/Science Partnerships	14,000,000	1,860,755	12,139,245	13.29%	<b>86.71%</b>
Title X - McKinney Homeless	5,000,000	434,185	4,565,815	8.68%	<b>91.32%</b>
Longitudinal Data Systems	1,260,300	-	1,260,300	0.00%	<b>100.00%</b>
IDEA - Preschool	25,000,000	4,231,005	20,768,995	16.92%	<b>83.08%</b>
IDEA - Improvement	4,350,000	559,514	3,790,486	12.86%	<b>87.14%</b>
IDEA	700,000,000	117,357,752	582,642,248	16.77%	<b>83.23%</b>
IDEA - Deaf/Blind	500,000	116,112	383,888	23.22%	<b>76.78%</b>
Career and Technical Education - Basic Perkins	55,000,000	13,636,100	41,363,900	24.79%	<b>75.21%</b>
Special Federal Congressional Initiatives	5,000,000	-	5,000,000	0.00%	<b>100.00%</b>
Title I ARRA	31,732,000	-	31,732,000	0.00%	<b>100.00%</b>
Title I ARRA School Improvement	41,668,000	11,296,081	30,371,919	27.11%	<b>72.89%</b>
<b>Total SBE Federal Department of Education Fund</b>	<b>\$ 2,119,982,300</b>	<b>\$ 362,875,653</b>	<b>\$ 1,757,106,647</b>	<b>17.12%</b>	<b>82.88%</b>
<b><u>Charter Schools Revolving Loan Program Fund</u></b>					
Charter Schools Revolving Loans	\$ 20,000	\$ -	\$ 20,000	0.00%	<b>100.00%</b>
<b>Total Charter Schools Rev. Loan Program Fund</b>	<b>\$ 20,000</b>	<b>\$ -</b>	<b>\$ 20,000</b>	<b>0.00%</b>	<b>100.00%</b>

**ILLINOIS STATE BOARD OF EDUCATION**  
**Awards and Grants Expenditures**  
**July 1, 2013 through December 31, 2013**  
**(Fiscal Year 2014)**

	Appropriation Amount	Expenditures to Date	Unexpended Appropriation	Percentage spent YTD	Percentage Unexpended
<b><u>School Technology Revolving Loan Program Fund</u></b>					
School Technology Revolving Loans	\$ 5,000,000	\$ 1,128,525	\$ 3,871,475	22.57%	<b>77.43%</b>
<b>Total School Technology Rev. Loan Program Fund</b>	<b>\$ 5,000,000</b>	<b>\$ 1,128,525</b>	<b>\$ 3,871,475</b>	<b>22.57%</b>	<b>77.43%</b>
<b><u>Temporary Relocation Expenses Revolving Grant Fund</u></b>					
Temporary Relocation Revolving Loans/Grants	\$ 1,400,000	\$ 224,000	\$ 1,176,000	16.00%	<b>84.00%</b>
<b>Total Temporary Relocation Exp. Rev. Grant Fund</b>	<b>\$ 1,400,000</b>	<b>\$ 224,000</b>	<b>\$ 1,176,000</b>	<b>16.00%</b>	<b>84.00%</b>
<b><u>Capital Development Fund</u></b>					
Grants for Educational Purposes	\$ 25,000,000	\$ -	\$ 25,000,000	0.00%	<b>100.00%</b>
<b>Total Capital Development Fund</b>	<b>\$ 25,000,000</b>	<b>\$ -</b>	<b>\$ 25,000,000</b>	<b>0.00%</b>	<b>100.00%</b>
<b><u>School Construction Fund</u></b>					
Construction Grants	\$ 67,285,147	\$ 8,234,845	\$ 59,050,302	12.24%	<b>87.76%</b>
<b>Total School Construction Fund</b>	<b>\$ 67,285,147</b>	<b>\$ 8,234,845</b>	<b>\$ 59,050,302</b>	<b>12.24%</b>	<b>87.76%</b>
<b><u>Downstate Transit Improvement Fund</u></b>					
Awards and Grants, Lump Sum	\$ 550,000	\$ 550,000	\$ -	100.00%	<b>0.00%</b>
<b>Total Downstate Transit Improvement Fund</b>	<b>\$ 550,000</b>	<b>\$ 550,000</b>	<b>\$ -</b>	<b>100.00%</b>	<b>0.00%</b>

**ILLINOIS STATE BOARD OF EDUCATION**  
**Awards and Grants Expenditures**  
**July 1, 2013 through December 31, 2013**  
**(Fiscal Year 2014)**

	Appropriation Amount	Expenditures to Date	Unexpended Appropriation	Percentage spent YTD	Percentage Unexpended
<b><u>Personal Property Tax Replacement Fund</u></b>					
Lump Sums	\$ 70,000	\$ 70,000	\$ -	100.00%	<b>0.00%</b>
Awards and Grants, Lump Sums	2,225,000	1,241,162	983,838	55.78%	<b>44.22%</b>
Grants for Educational Purposes	12,400,000	5,660,566	6,739,434	45.65%	<b>54.35%</b>
<b>Total Personal Property Tax Replacement Fund</b>	<b>\$ 14,695,000</b>	<b>\$ 6,971,728</b>	<b>\$ 7,723,272</b>	<b>47.44%</b>	<b>52.56%</b>
<b><u>After School Rescue Fund</u></b>					
Lump Sums	\$ 200,000	\$ -	\$ 200,000	0.00%	<b>100.00%</b>
<b>Total After School Rescue Fund</b>	<b>\$ 200,000</b>	<b>\$ -</b>	<b>\$ 200,000</b>	<b>0.00%</b>	<b>100.00%</b>
<b>TOTAL AWARDS AND GRANTS - ALL FUNDS</b>	<b>\$ 9,614,380,107</b>	<b>\$ 3,667,557,322</b>	<b>\$ 5,949,474,071</b>	<b>38.15%</b>	<b>61.88%</b>



**ILLINOIS STATE BOARD OF EDUCATION**  
**FINANCIAL STATUS REPORT - 07/01/2013 THROUGH 12/31/2013**  
**FY2014**

	<u>Funded Amount</u>	<u>Expended Year to Date</u>	<u>% Spent Year to Date</u>	<u>December Expenditures</u>	<u>Description</u>
Personal Services and Related	56,141.4	20,159.7	35.9%	3,363.4	Salaries & Benefits
Contractual Services	182,097.0	30,821.6	16.9%	8,969.1	Agency Contracts (see below); Non-Employee Travel; Conferences; Registration Fees
Travel	2,479.3	521.3	21.0%	103.9	Staff Travel
Commodities	734.1	63.2	8.6%	10.4	Supplies; Books
Printing	763.7	28.7	3.8%	0.0	Agency Printing
Equipment	1,274.2	75.9	6.0%	22.3	Computers; Printers; Furniture
Telecommunications	1,066.8	188.5	17.7%	42.3	Telecommunications Expenses
Auto Operations	23.8	6.6	27.7%	0.0	Operation of Agency Autos
Prompt Payment Act	0.0	0.0	0.0%	0.0	Prompt Payment
Refunds	14.7	1.5	10.2%	0.0	Refunds
Temp. Relocation Revolving Fund	1,500.0	1,500.0	100.0%	0.0	Interfund Cash Transfer
Grants	9,525,209.8	3,659,322.5	38.4%	987,353.6	See Detail Below
School Construction Grants	92,285.1	8,234.8	8.9%	-13.0	School Construction Funds
<b>TOTAL</b>	<b>9,863,589.9</b>	<b>3,720,924.3</b>		<b>999,852.0</b>	

<u>Agency Contracts Breakdown:</u>	<u>Funded Amount</u>	<u>Expended Year to Date</u>	<u>% Spent Year to Date</u>	<u>December Expenditures</u>	<u>Description</u>
<u>Human Resources</u>					
Schuyler Roche & Chrisham					Arbitration matters
GRF	200.0	110.9	55.5%	0.0	
<u>Administrative Services</u>					
Alzina					Building lease in Springfield
GRF	1,221.9	666.3	54.5%	95.2	
Other State	367.6	200.5	54.5%	28.6	
Federal	750.5	409.3	54.5%	58.5	
Facilities Management					
GRF	126.9	52.2	41.2%	21.3	Rent for Chicago Office, Thompson Center
Other State	3.9	1.6	42.1%	0.7	
Federal	177.6	72.6	40.9%	30.0	
<u>General Counsel/Legal</u>					
5 Impartial Hearing Officers					Teacher Dismissal Hearing Officers
GRF	20.0	0.4	1.9%	0.0	
Laner Muchin Ltd					Prosecution of Educator misconduct cases and any other cases ISBE may request
GRF	250.0	9.4	3.8%	0.0	
ADR International, LLC					Pursuant to PA97-8 will provide training to hearing officers to enable them to preside over tenured teacher dismissal hearings across the State of Illinois.
GRF	75.0	18.8	25.0%	0.0	

	<u>Funded Amount</u>	<u>Expended Year to Date</u>	<u>% Spent Year to Date</u>	<u>December Expenditures</u>	<u>Description</u>
Hazel Crest SD #152.5					To pay for the settlement agreement with Innovation Modular Solutions (IMS) and to pay the District attorney's fees.
Other State	1,200.0	600.0	50.0%	0.0	
<u>Information Technology</u>					
Levi Ray & Shoup Inc					One Programmer/Analyst to assist in the further development and continuation of the Web-based Illinois Nutrition System (WINS).
Federal	122.4	53.3	43.6%	8.9	
Marucco Stoddard, Ferenbach & Walsh (MSF&W)					One lead programmer for Child Nutrition (CNS), Claim Entry System (ACES) and LAN based Child Nutrition System - MY11213
Federal	162.3	58.1	35.8%	10.4	
Ashbaugh & Associates					Two programmers for the Special Education Data System - MY11214
Federal	312.7	112.9	36.1%	16.7	
Lead IT					One programmer for Child Nutrition (CNS), Claim Entry System (ACES) and LAN based Child Nutrition System - MY11212
Federal	129.5	46.4	35.8%	7.6	
Ashbaugh & Associates					Two programmers for Child Nutrition (CNS), Claim Entry System (ACES) and LAN based Child Nutrition System - MY11211
Federal	326.7	131.4	40.2%	19.9	
Utilistar					Data analysis and reporting for Supplemental Education Services
Federal	49.9	0.0	0.0%	0.0	
Ashbaugh & Associates					Programmer for Teacher Certification Information System and Educator Certification System MY09212
Other State	162.3	71.4	44.0%	14.3	
Capitol Strategies Inc					Two Programmers for Child Nutrition System - MY08212
Federal	324.7	147.4	45.4%	22.5	
IBM					Ongoing maintenance for the Statewide Student Information System
GRF	750.0	708.3	94.4%	141.7	
Other State	350.0	0.0	0.0%	0.0	
Federal	600.0	0.0	0.0%	0.0	
Capitol Strategies Consulting					Continued development and maintenance of the entity profile system; assist staff in interfacing ISBE's current applications with EPS, implement enhancement requests and provide support, update user manuals and system documentation of the entity system.
GRF	155.4	9.0	5.8%	2.7	
<u>College and Career Readiness</u>					
Sangamon County ROE					Staff support for Illinois Mathematics and Science Partnership Program and Enhancing Education Through Technology as well as other statewide initiatives
Federal	70.0	17.5	25.0%	0.0	
EvalSolutions					Will provide external evaluation for Illinois Mathematics and Science Partnerships Program
Federal	63.5	52.9	83.3%	10.6	
University of Illinois					Will support the implementation and continuous improvement of the pathways initiative, including the STEM POS and Learning Exchanges.
Federal	291.8	73.0	25.0%	0.0	
Illinois Foundation FFA					Will establish a governance structure in which the Lead Entity will serve as administrative and fiscal agent of the Agriculture Learning Exchange.
Federal	173.7	43.4	25.0%	0.0	

	<u>Funded Amount</u>	<u>Expended Year to Date</u>	<u>% Spent Year to Date</u>	<u>December Expenditures</u>	<u>Description</u>
Illinois Science and Technology Inst.					Will establish a governance structure in which the Lead Entity will serve as administrative and fiscal agent of the Research and Development Learning Exchange.
Federal	159.5	0.0	0.0%	0.0	
Illinois Manufacturers' Association					Will establish a governance structure in which the Lead Entity will serve as administrative and fiscal agent of the Manufacturing Learning Exchange.
Federal	245.0	61.3	25.0%	0.0	
Illinois Community College Board					Will perform services related to the STEM College and Career Readiness project (CCR), which will support the implementation of programs of study by connecting remedial education to programs of study efforts
Federal	456.6	0.0	0.0%	0.0	
Comptia Workforce Development					Will establish a governance structure in which the Lead Entity will serve as administrative and fiscal agent of the Information Technology Learning Exchange.
Federal	150.0	37.5	25.0%	0.0	
University of Illinois					Will establish a governance structure in which the Lead Entity will serve as administrative and fiscal agent of the Health Science Learning Exchange.
Federal	159.2	39.8	25.0%	39.8	
Southwestern Ed. Dev. Corp					Will assist ISBE with state sponsored technical assistance workshops and professional development for 21st CCLC grantees.
Federal	599.2	250.0	41.7%	50.0	
Illinois Community College Board					Will provide support for Common Core State Standards implementation by supporting local curriculum alignment meetings in English Language Arts and Math at each state Community College.
Federal	210.4	21.3	10.1%	0.0	
Sangamon County ROE					Will provide staff assistance to review budgets for 21st CCLC and other grants as needed. Will provide monitors and advisors for 21st CCLC grantees and site visits.
Federal	65.0	21.0	32.3%	5.5	
Illinois Board of Higher Education					Will focus on advancement of the implementation and alignment of Common Core State Standards across secondary and post secondary curricula through the development of a regional consortia of universities, community colleges and high schools through outreach.
Federal	138.2	120.7	87.3%	0.0	
Illinois State University					Will convene and facilitate the work of multi-state teams to support common core statewide implementation planning. Provide leadership and coordination of the Partnership for the Assessment Readiness for College and Career (PARCC) Educator Leader Core.
Federal	1,064.4	165.0	15.5%	0.0	
Education Development Center					Will evaluate the implementation of the 21st CCLC Program in Illinois by measuring how well ISBE and its sub grantees are meeting established program goal and the seven statewide objectives in ISBE's 21st CCLC plan to ED.
Federal	207.2	106.2	51.3%	26.5	
<u>Early Childhood</u>					
National Louis University					Third party monitoring of Early Childhood Block Grant Programs
GRF	852.9	213.2	25.0%	0.0	
IL Department of Human Services					Gateways to Opportunities Scholarship Program for Early Childhood
GRF	500.0	500.0	100.0%	0.0	
WestEd					Contractor will develop the Illinois Kindergarten Individual Development Survey
GRF	1,523.3	380.8	25.0%	0.0	

	<u>Funded Amount</u>	<u>Expended Year to Date</u>	<u>% Spent Year to Date</u>	<u>December Expenditures</u>	<u>Description</u>
IL Department of Human Services					ISBE is the fiscal agent for RTT-ELC funds. This agreement will give ISBE the authority to transfer funds to the Illinois Department of Human Services to comply with the terms of the state's RTT-ELC application.
Federal	6,086.8	1,726.3	28.4%	498.8	
Northern Illinois University					Will provided services to ISBE and the Governor's Office of Early Childhood Development (OECD) to support OECD's implementation of the State's Race to the Top Early Learning Challenge Grant.
Federal	174.9	70.0	40.0%	35.0	
WestEd					Will develop an online Inter Rater Agreement System for the KIDS assessment.
Federal	304.7	76.2	25.0%	76.2	
IL Department of Children and Family Services					DCFS will provide professional services to advance in the development of weighting (risk assessment) and key indicator systems for child day care licensing.
Federal	200.0	0.0	0.0%	0.0	
<u>English Language Learning</u>					
Illinois Resource Center					Statewide professional development
GRF	1,786.6	0.0	0.0%	0.0	
Federal	125.0	0.0	0.0%	0.0	
Illinois Migrant Council					Support & technical assistance to the Migrant Education Program
Federal	81.8	81.8	100.0%	0.0	
University of Wisconsin					Will create academic Spanish language development standards for grades PreK-12 and develop technology mediated assessments for grades PreK-12
Federal	919.1	207.1	22.5%	24.2	
Illinois Migrant Council					Support & technical assistance to the Migrant Education Program
Federal	491.7	157.5	32.0%	39.2	
<u>Special Education Services</u>					
10 Hearing Officers					Impartial Hearing Officers in the local-level - Section 14-8.02 of the School Code
Federal	355.0	175.3	49.4%	35.7	
9 Mediation Officers					Special Education mediation services
Federal	90.0	36.8	40.9%	3.4	
ROE # 20					Harrisburg Project - Manage software for special education districts and co-ops
Federal	709.4	354.7	50.0%	59.1	
Measurement Incorporated					Special Education parent survey
Federal	65.0	0.0	0.0%	0.0	
Capitol Strategies Consulting					Maintain Special Education Database System
Federal	155.8	60.3	38.7%	18.3	
Illinois State University					Evaluation services for the 5 year State Personnel Development Grant
Federal	150.0	50.0	33.3%	0.0	
Peoria County ROE					Administer, plan and implement the IL Virtual School (IVS) Program
GRF	1,200.0	750.0	62.5%	200.0	
Federal	250.0	0.0	0.0%	0.0	
Special Education Solutions					Training and on-going staff development for Due Process Hearing Officers
Federal	134.7	51.9	38.6%	10.4	
Waterloo CUSD 5					School Technology Loan Agreement
Other State	300.1	300.1	100.0%	300.1	
Sycamore CUSD 427					School Technology Loan Agreement
Other State	402.7	402.7	100.0%	402.7	
Marengo-Union ECSD 165					School Technology Loan Agreement

	<u>Funded Amount</u>	<u>Expended Year to Date</u>	<u>% Spent Year to Date</u>	<u>December Expenditures</u>	<u>Description</u>
Other State	159.3	159.3	100.0%	159.3	
Forestville Valley CUSD 221					School Technology Loan Agreement
Other State	112.8	112.8	100.0%	112.8	
Casey-Westfield CUSD 4C					School Technology Loan Agreement
Other State	117.7	117.7	100.0%	117.7	
<u>Innovation and Improvement</u>					
University of Memphis					Evaluation of the effectiveness of providers for Supplemental Education Services
Federal	154.5	38.5	24.9%	0.0	
<u>Assessment</u>					
NCS Pearson (Harcourt)					Implement the Illinois Standards Achievement Test (ISAT) and state assessment and accountability requirements- MY07645
GRF	6,795.1	6,795.1	100.0%	427.7	
Federal	6,853.2	612.4	8.9%	612.4	
NCS Pearson (Harcourt)					Development of the Illinois Standards Achievement Test- MY05647
GRF	2,505.0	2,178.8	87.0%	363.1	
Federal	2,007.8	0.0	0.0%	0.0	
NCS Pearson, Inc.					IAA Test Development (MY066410)
Federal	2,902.8	1,451.0	50.0%	241.9	
Wisconsin University - WIDA Consortium					Title III Requirements for the ACCESS test (English Language Learning). Validated through comparative studies
GRF	5,032.9	3,249.1	64.6%	2,320.8	
American College Testing					Administration of the Prairie State Achievement Exam (PSAE)
GRF	12,687.0	4,891.5	38.6%	2,433.3	
Other State	865.8	0.0	0.0%	0.0	
Federal	3,314.9	0.0	0.0%	0.0	
Harte-Hanks					Will provide evaluation and review of vendor services to ensure the quality and accuracy of all Illinois' assessments
Federal	379.0	121.1	32.0%	55.3	
Danny Long					Will serve as the Partnership for Assessment of Readiness for College and Careers (PARCC) Coordinator.
Federal	117.0	53.6	45.8%	9.8	
GRF	10.0	1.4	13.9%	0.0	
Wesley D. Bruce					Will provide professional consultation and management services relating to ISBE and Partnership Assessment of Readiness for College Careers (PARCC) assessment accountability, and develop a technology plan for the implementation of PARCC.
Other State	91.5	15.6	17.0%	10.7	
<u>System of Support and District Intervention</u>					
Macon Piatt ROE #39					Will support the consistent design and delivery of state professional development modules, materials and workshops through the statewide system in the areas of Math, Reading/Language Arts, Assessment/Data, Social Emotional Learning and Parent Involvement.
Federal	137.6	57.3	41.7%	11.5	
American Institutes for Research					Will direct and support the work of the Statewide System of Support (SSOS) in establishing programs and processes based on scientifically-based research and best practices.
Federal	13,879.0	5,000.0	36.0%	2,000.0	

	<u>Funded Amount</u>	<u>Expended Year to Date</u>	<u>% Spent Year to Date</u>	<u>December Expenditures</u>	<u>Description</u>
Northern Illinois University					Refinement and maintenance of the IIRC and the development of a consolidated SIP/DIP/TIP and the Race to the Top Phase Three
GRF	993.8	366.5	36.9%	366.5	
Federal	472.0	0.0	0.0%	0.0	
Academic Development, Inc.					Technical assistance to schools/districts in developing evaluations for the content and effectiveness of the parental involvement policy activities and programs for improving the academic quality of schools through the spread of internet technology
Federal	100.7	25.2	25.0%	0.0	
Sangamon County ROE #51					Will provide staff assistance to review budgets for school improvement 1003(a) and 1003(g) and other grants as needed. To provide monitors and advisors for School Improvement 1003(g) and System of Support and technical assistance.
Federal	100.0	10.0	10.0%	0.0	
Champaign-Ford ROE#9					Will provide resources, stipends and travel for committee members to develop a math curriculum models project focused on middle and high schools which can be adopted or adapted for each school if needed to implement.
Federal	509.3	9.3	1.8%	0.0	
<u>Educator Licensure</u>					
Hupp Information Technologies					Redesign of the TCIS TSR Systems
Other State	1,092.4	0.0	0.0%	0.0	
Illinois State University					Coordinate work to support of the National Board of Professional Teaching Standards to serve schools
Federal	350.2	119.6	34.2%	119.6	
<u>Preparation and Evaluation</u>					
3 Hearing Officers					Certification Revocation Hearing Officers
Other State	179.9	2.9	1.6%	0.0	
American Institutes for Research					Will provide a work plan that lays out strategic timelines and outcomes to be completed monthly through 6/30/13, in order to fulfill the short term and long term goals of PEAC
Federal	95.6	31.9	33.3%	0.0	
Westat					Will serve as the entity to conduct the PERA Research Based Study.
Federal	471.3	117.8	25.0%	0.0	
<u>Chief Performance Officer</u>					
IL Board of Higher Education					Integrate infrastructure and data systems of IBHE and ISBE for IL Longitudinal Data System
Federal	107.7	57.1	53.1%	8.9	
IL Board of Higher Education					IL Longitudinal Data System Status Reports
Federal	430.4	15.2	3.5%	0.0	
MSF&W					Co-project manager for the Illinois Longitudinal Data System (ILDS)
Federal	182.5	85.4	46.8%	20.1	
Illinois Community College Board					Funding for ICCB to perform certain services related to the State Longitudinal Data System ARRA Grant
Federal	700.0	80.1	11.4%	12.4	
Northern Illinois University					NIU will update the Illinois Interactive Report card to implement to new state report card per Public Act 097-0671.
Federal	190.0	190.0	100.0%	0.0	

	<u>Funded Amount</u>	<u>Expended Year to Date</u>	<u>% Spent Year to Date</u>	<u>December Expenditures</u>	<u>Description</u>
Diversified Services Network					Time and materials contract for one business analyst for the Illinois Longitudinal Data System.
Federal	175.3	68.0	38.8%	11.9	
22nd Century Technologies Inc					Time and materials contract for one business analyst for the Illinois Longitudinal Data System.
Federal	133.5	45.3	33.9%	45.3	
Paradigm Solutions Inc					Time and materials contract for two programmer analysts for the Illinois Longitudinal Data System.
Federal	396.4	123.4	31.1%	15.1	
MSF&W					Will implement a knowledge management system for ISBE as part of the Longitudinal Data System project.
Federal	174.1	125.4	72.1%	0.0	
Champaign-Ford ROE #9					Will perform the services required to complete the LEA Support and Regional Capacity project as detailed in the Race to the Top grant.
	160.0	0.0	0.0%	0.0	
IlliniCloud					Will provide professional development services to train personnel in Race to the Top participating in LEAS to implement and use the Illinois Shared Learning Environment (ISLE). Will provide technical training for teachers, district technical staff, and administrators. Will perform content tagging that will enable digital content to be searchable through ISLE applications and accessible for teachers using ISLE.
Federal	225.3	80.1	35.5%	0.0	
National Student Clearinghouse					Purchase of National Student Clearinghouse data which will report the enrollment and progress of Illinois high school graduates who have matriculated to post secondary institutions within the United States.
Federal	182.8	182.8	100.0%	0.0	
<u>Fiscal and Procurement</u>					
Crowe Horwath					Will follow the agency procedures for GAAP reports and the IOC's SAMS chapter 27 procedures to assist staff in extracting and compiling data from the Agency's Internal Accounting System for the purpose of converting accounting information from cash basis GAAP reporting
GRF	98.0	54.1	55.2%	5.5	
Multilingual Connections					Translation of documents from English to other languages
Federal	72.7	2.1	2.8%	0.0	
Other State	1.3	1.3	100.0%	0.0	
<u>Funding &amp; Disbursements</u>					
MTW Solutions, LLC					Technical Support for e-Grants System
Federal	45.0	6.7	14.9%	0.0	
GRF	15.0	2.9	19.4%	0.0	
<u>Nutrition Programs</u>					
Legal Resolve, Inc.					Administrative Hearing Officer for Child Care Food Program
Federal	150.0	0.0	0.0%	0.0	
Department of Public Health					Conduct the summer food sanitation inspections
Federal	67.0	67.0	100.0%	0.0	
<u>School Business Services</u>					

	<u>Funded Amount</u>	<u>Expended Year to Date</u>	<u>% Spent Year to Date</u>	<u>December Expenditures</u>	<u>Description</u>
North Chicago SD 187					Technical assistance to promote the financial health of the this district. Will provide funding toward the salary and benefits for a new financial and budget analyst position at the district.
Other State	128.5	0.0	0.0%	0.0	
East St. Louis SD 189					P.A. 98-0034, Sec 30 authorized the sum of \$3,000,000, appropriated from the General Revenue Fund to ISBE for the ordinary and contingent expenses of E. St Louis School District #189.
GRF	3,000.0	3,000.0	100.0%	0.0	
LASALLE-PERU TOWNSHIP HIGH					School Maintenance Grant
Other State	50.0	50.0	100.0%	0.0	
KEWANEE CUSD 229					School Maintenance Grant
Other State	50.0	50.0	100.0%	0.0	
OHIO COMM CONS SD 17					School Maintenance Grant
Other State	50.0	50.0	100.0%	0.0	
MARSEILLES ESD 150					School Maintenance Grant
Other State	50.0	0.0	0.0%	0.0	
EAST PEORIA SD 86					School Maintenance Grant
Other State	50.0	50.0	100.0%	0.0	
LOCKPORT SD 91					School Maintenance Grant
Other State	50.0	50.0	100.0%	0.0	
SOUTHWESTERN CUSD 9					School Maintenance Grant
Other State	50.0	50.0	100.0%	0.0	
OGLESBY ESD 125					School Maintenance Grant
Other State	50.0	0.0	0.0%	0.0	
ST JOSEPH OGDEN CHSD305					School Maintenance Grant
Other State	50.0	50.0	100.0%	0.0	
CRESTON CCSD 161					School Maintenance Grant
Other State	50.0	50.0	100.0%	0.0	
BELLEVILLE SD 118					School Maintenance Grant
Other State	50.0	50.0	100.0%	0.0	
BOND COUNTY 2					School Maintenance Grant
Other State	50.0	50.0	100.0%	0.0	
DOLTON CUSD 149					School Maintenance Grant
Other State	50.0	50.0	100.0%	0.0	
JOLIET PUBLIC SCH DIST 86					School Maintenance Grant
Other State	50.0	50.0	100.0%	0.0	
SIGNAL HILL SD 181					School Maintenance Grant
Other State	50.0	50.0	100.0%	0.0	
ASTORIA CUSD 1					School Maintenance Grant
Other State	50.0	50.0	100.0%	0.0	
ARMSTRONG-ELLIS CSD 61					School Maintenance Grant
Other State	50.0	50.0	100.0%	0.0	
MIDWEST CENTRAL CUD 191					School Maintenance Grant
Other State	50.0	50.0	100.0%	0.0	
LANSING SD 158					School Maintenance Grant
Other State	50.0	0.0	0.0%	0.0	
EAST ALTON-WOOD RIVER					School Maintenance Grant
Other State	50.0	50.0	100.0%	0.0	
ANNA SD 37					School Maintenance Grant



	<u>Funded Amount</u>	<u>Expended Year to Date</u>	<u>% Spent Year to Date</u>	<u>December Expenditures</u>	<u>Description</u>
Other State	50.0	50.0	100.0%	0.0	
HARDIN CNTY CUD 1					School Maintenance Grant
Other State	50.0	50.0	100.0%	0.0	
GILLESPIE CUSD 7					School Maintenance Grant
Other State	50.0	50.0	100.0%	0.0	
MAHOMET-SEYMOUR CUSD 3					School Maintenance Grant
Other State	50.0	50.0	100.0%	0.0	
WASHINGTON CHSD 308					School Maintenance Grant
Other State	50.0	50.0	100.0%	0.0	
GIBSON-MELVIN-SIBLEY CUSD 5					School Maintenance Grant
Other State	50.0	50.0	100.0%	0.0	
CARLINVILLE CUSD 1					School Maintenance Grant
Other State	50.0	50.0	100.0%	0.0	
MERIDIAN CUSD 15					School Maintenance Grant
Other State	50.0	50.0	100.0%	0.0	
CENTRAL CUSD 4					School Maintenance Grant
Other State	50.0	50.0	100.0%	0.0	
CRYSTAL LAKE CCSD 47					School Maintenance Grant
Other State	50.0	50.0	100.0%	0.0	
FAIRMONT SD 89					School Maintenance Grant
Other State	50.0	50.0	100.0%	0.0	
CASEY-WESTFIELD CUSD 4C					School Maintenance Grant
Other State	50.0	50.0	100.0%	0.0	
PRINCETON TWP HSD 500					School Maintenance Grant
Other State	50.0	50.0	100.0%	0.0	
DU QUOIN COMMUNITY UNIT SCHOOL					School Maintenance Grant
Other State	50.0	50.0	100.0%	0.0	
KANKAKEE SD 111					School Maintenance Grant
Other State	50.0	50.0	100.0%	0.0	
QUEEN BEE SD 16					School Maintenance Grant
Other State	50.0	50.0	100.0%	0.0	
LIMESTONE CHSD 310					School Maintenance Grant
Other State	50.0	50.0	100.0%	0.0	
PIKELAND CUSD 10					School Maintenance Grant
Other State	50.0	50.0	100.0%	0.0	
KINNIKINNICK CCSD131					School Maintenance Grant
Other State	50.0	50.0	100.0%	0.0	
CHRISTOPHER UNIT SCHOOL DIST 99					School Maintenance Grant
Other State	50.0	50.0	100.0%	0.0	
WALTONVILLE CUSD 1					School Maintenance Grant
Other State	50.0	50.0	100.0%	0.0	
SUNNYBROOK SCHOOL DIST 171					School Maintenance Grant
Other State	50.0	50.0	100.0%	0.0	
SPARTA CUSD 140					School Maintenance Grant
Other State	50.0	50.0	100.0%	0.0	
PEARL CITY CUSD 200					School Maintenance Grant
Other State	50.0	50.0	100.0%	0.0	
SHELBYVILLE CUSD 4					School Maintenance Grant
Other State	50.0	50.0	100.0%	0.0	

	<u>Funded Amount</u>	<u>Expended Year to Date</u>	<u>% Spent Year to Date</u>	<u>December Expenditures</u>	<u>Description</u>
GALATIA CUSD 1					School Maintenance Grant
Other State	50.0	50.0	100.0%	0.0	
CHESTER CUSD 139					School Maintenance Grant
Other State	50.0	50.0	100.0%	0.0	
DOLTON SCHOOL DIST 148					School Maintenance Grant
Other State	50.0	50.0	100.0%	0.0	
THORNTON THSD 205					School Maintenance Grant
Other State	50.0	50.0	100.0%	0.0	
LENA WINSLOW CUSD 202					School Maintenance Grant
Other State	50.0	50.0	100.0%	0.0	
ORANGEVILLE SCHOOL DISTRICT 203					School Maintenance Grant
Other State	50.0	50.0	100.0%	0.0	
SARATOGA CCSD 60C					School Maintenance Grant
Other State	50.0	50.0	100.0%	0.0	
WOODLAND CCSD 50					School Maintenance Grant
Other State	50.0	50.0	100.0%	0.0	
HARRISON SD 36					School Maintenance Grant
Other State	50.0	50.0	100.0%	0.0	
LYONS SD 103					School Maintenance Grant
Other State	50.0	50.0	100.0%	0.0	
MANHATTAN SD 114					School Maintenance Grant
Other State	50.0	50.0	100.0%	0.0	
ZION-BENTON THSD 126					School Maintenance Grant
Other State	50.0	50.0	100.0%	0.0	
WESTERN COMMUNITY UNIT SD 12					School Maintenance Grant
Other State	50.0	50.0	100.0%	0.0	
CALUMET CITY SD 155					School Maintenance Grant
Other State	50.0	50.0	100.0%	0.0	
BELLEVILLE TWP HSD 201					School Maintenance Grant
Other State	50.0	50.0	100.0%	0.0	
CHESTER-EAST LINCOLN CCSD 61					School Maintenance Grant
Other State	50.0	50.0	100.0%	0.0	
MERIDIAN CUSD 101					School Maintenance Grant
Other State	50.0	50.0	100.0%	0.0	
SOUTH HOLLAND SD 151					School Maintenance Grant
Other State	50.0	50.0	100.0%	0.0	
NORTH WAMAC SD 186					School Maintenance Grant
Other State	50.0	50.0	100.0%	0.0	
ASHLEY CCSD 15					School Maintenance Grant
Other State	50.0	50.0	100.0%	0.0	
ELVERADO CUSD 196					School Maintenance Grant
Other State	50.0	50.0	100.0%	0.0	
ZION ESD 6					School Maintenance Grant
Other State	50.0	50.0	100.0%	0.0	
EAST MOLINE SD 37					School Maintenance Grant
Other State	50.0	50.0	100.0%	0.0	
EAST ST LOUIS SD 189					School Maintenance Grant
Other State	50.0	50.0	100.0%	0.0	
LASALLE ESD 122					School Maintenance Grant

	<u>Funded</u> <u>Amount</u>	<u>Expended</u> <u>Year to</u> <u>Date</u>	<u>% Spent</u> <u>Year to</u> <u>Date</u>	<u>December</u> <u>Expenditures</u>	<u>Description</u>
Other State	50.0	50.0	100.0%	0.0	
PRAIRIE-HILLS ELEM SD 144					School Maintenance Grant
Other State	50.0	50.0	100.0%	0.0	
OTTAWA THSD 140					School Maintenance Grant
Other State	50.0	50.0	100.0%	0.0	
GALESBURG CUSD 205					School Maintenance Grant
Other State	50.0	50.0	100.0%	0.0	
GOREVILLE CUD 1					School Maintenance Grant
Other State	50.0	50.0	100.0%	0.0	
CENTRALIA SD 135					School Maintenance Grant
Other State	50.0	50.0	100.0%	0.0	
FAIRFIELD PSD 112					School Maintenance Grant
Other State	50.0	50.0	100.0%	0.0	
NEW HOPE CCSD 6					School Maintenance Grant
Other State	50.0	50.0	100.0%	0.0	
FAIRFIELD CHSD 225					School Maintenance Grant
Other State	50.0	50.0	100.0%	0.0	
BENTON CHSD 103					School Maintenance Grant
Other State	50.0	50.0	100.0%	0.0	
ROCK ISLAND SD 41					School Maintenance Grant
Other State	50.0	50.0	100.0%	0.0	
EWING NORTHERN CCSD 115					School Maintenance Grant
Other State	50.0	50.0	100.0%	0.0	
FARRINGTON CCSD 99					School Maintenance Grant
Other State	50.0	50.0	100.0%	0.0	
LICK CREEK CCSD 16					School Maintenance Grant
Other State	50.0	50.0	100.0%	0.0	
EGYPTIAN CUSD 5					School Maintenance Grant
Other State	50.0	50.0	100.0%	0.0	
COUNTY OF WILL SCHOOL DIST 88					School Maintenance Grant
Other State	50.0	50.0	100.0%	0.0	
STREATOR TWP HSD 40					School Maintenance Grant
Other State	50.0	50.0	100.0%	0.0	
CENTRAL A AND M COMMUNITY UNIT					School Maintenance Grant
Other State	50.0	50.0	100.0%	0.0	
MT VERNON CITY SCHOOL 80					School Maintenance Grant
Other State	50.0	50.0	100.0%	0.0	
HARMONY EMGE SD 175					School Maintenance Grant
Other State	50.0	50.0	100.0%	0.0	
BOARD OF ED SD 100					School Maintenance Grant
Other State	50.0	50.0	100.0%	0.0	
FREEPORT SD 145					School Maintenance Grant
Other State	50.0	50.0	100.0%	0.0	
OFALLON COMM CONS 90					School Maintenance Grant
Other State	50.0	50.0	100.0%	0.0	
COMMUNITY UNIT SCH DIST NO 1					School Maintenance Grant
Other State	50.0	50.0	100.0%	0.0	
COOK CO BD OF ED 89					School Maintenance Grant
Other State	50.0	50.0	100.0%	0.0	

	<u>Funded Amount</u>	<u>Expended Year to Date</u>	<u>% Spent Year to Date</u>	<u>December Expenditures</u>	<u>Description</u>
SULLIVAN C U SCHOOL DIST 300					School Maintenance Grant
Other State	50.0	50.0	100.0%	0.0	
CARTERVILLE CUSD 5					School Maintenance Grant
Other State	50.0	50.0	100.0%	0.0	
EAST RICHLAND CUSD 1					School Maintenance Grant
Other State	50.0	50.0	100.0%	0.0	
ANNA JONESBORO CHSD 81					School Maintenance Grant
Other State	50.0	50.0	100.0%	0.0	
ROCK FALLS ESD 13					School Maintenance Grant
Other State	50.0	50.0	100.0%	0.0	
RED HILL CUSD 10					School Maintenance Grant
Other State	50.0	50.0	100.0%	0.0	
ROSSVILLE-ALVIN CSD 7					School Maintenance Grant
Other State	50.0	50.0	100.0%	0.0	
LITCHFIELD CUD 12					School Maintenance Grant
Other State	50.0	50.0	100.0%	0.0	
ROCKTON SD 140					School Maintenance Grant
Other State	50.0	50.0	100.0%	0.0	
POTOMAC CUSD 10					School Maintenance Grant
Other State	50.0	50.0	100.0%	0.0	
MILLSTADT CCSD 160					School Maintenance Grant
Other State	50.0	50.0	100.0%	0.0	
PONTIAC TWP HSD 90					School Maintenance Grant
Other State	50.0	50.0	100.0%	0.0	
ILLINI CENTRAL SCHOOL DIST 189					School Maintenance Grant
Other State	50.0	50.0	100.0%	0.0	
NORTH WAYNE CUSD 200					School Maintenance Grant
Other State	50.0	50.0	100.0%	0.0	
MT OLIVE CUSD 5					School Maintenance Grant
Other State	50.0	50.0	100.0%	0.0	
ARCOLA CUSD 306					School Maintenance Grant
Other State	50.0	50.0	100.0%	0.0	
OHIO CHSD 505					School Maintenance Grant
Other State	50.0	50.0	100.0%	0.0	
PROPHETSTOWN-LYNDON CUSD 3					School Maintenance Grant
Other State	50.0	50.0	100.0%	0.0	
PRINCETON ELEM SD 115					School Maintenance Grant
Other State	50.0	50.0	100.0%	0.0	
SALEM SD 111					School Maintenance Grant
Other State	50.0	50.0	100.0%	0.0	
ARMSTRONG TWP HSD 225					School Maintenance Grant
Other State	50.0	50.0	100.0%	0.0	
CARBONDALE CHSD 165					School Maintenance Grant
Other State	50.0	50.0	100.0%	0.0	
SOUTH CENTRAL CUSD 401					School Maintenance Grant
Other State	50.0	50.0	100.0%	0.0	
BURNHAM COOK COUNTY					School Maintenance Grant
Other State	50.0	50.0	100.0%	0.0	
EAST COLOMA-NELSON CONS ELEM					School Maintenance Grant

	<u>Funded Amount</u>	<u>Expended Year to Date</u>	<u>% Spent Year to Date</u>	<u>December Expenditures</u>	<u>Description</u>
Other State	50.0	50.0	100.0%	0.0	
ARGO CHSD 217					School Maintenance Grant
Other State	50.0	50.0	100.0%	0.0	

**Grants Breakdown:**

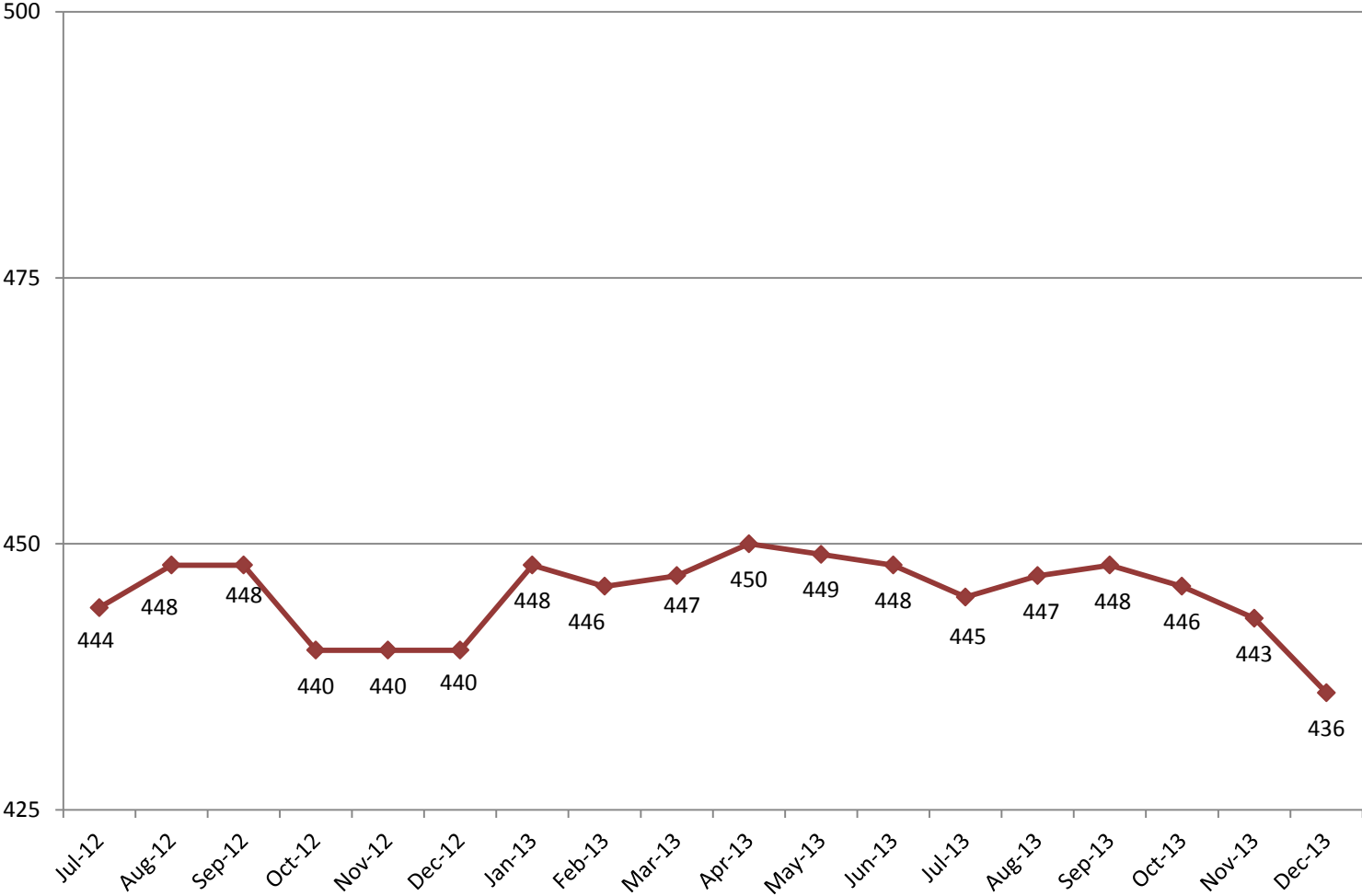
General State Aid	4,442,198.3	2,007,817.4	45.2%	399,823.8	Formula
Title I - Low Income	930,000.0	165,849.3	17.8%	66,237.4	Formula
Child Nutrition	725,000.0	224,001.3	30.9%	70,711.4	Formula - Reimbursement
IDEA	700,000.0	117,357.8	16.8%	27,411.6	Formula
Transportation Spec Ed	440,500.0	152,634.2	34.7%	152,634.2	Formula
Spec Ed Personnel	440,200.0	261,889.9	59.5%	261,889.9	Formula
Spec Ed Extraordinary	303,091.7	195,797.2	64.6%	88,055.0	Mandated Categorical-Supplemental
Early Childhood Block	296,337.4	137,930.7	46.5%	25,652.9	Block grant for Pre-K, parent training and prevention initiative
Spec Ed Private Facility Tuition	218,947.7	61,453.9	28.1%	61,453.9	Formula
Transportation Reg/Voc	205,808.9	106,917.7	51.9%	106,917.7	Formula
Title II - Teacher Quality	157,000.0	21,085.6	13.4%	10,367.3	Formula
Spec Ed Orphanage	105,000.0	56,608.7	53.9%	56,608.7	Formula
Title IV - 21st Century	74,000.0	15,167.5	20.5%	3,589.6	Competitive
Title I - Low Income - <b>ARRA</b>	73,400.0	11,296.1	15.4%	1,555.3	Formula - Federal Stimulus
Bilingual Education	61,381.2	4,521.2	7.4%	4,521.2	Mandated Categorical
Voc Ed - Federal	55,000.0	13,636.1	24.8%	2,925.4	Formula and Competitive - to improve student academic and career skills
Title III - English Language Acq	45,250.0	6,856.5	15.2%	855.3	Grant
Vocational Education - State	38,062.1	23,350.8	61.3%	2,802.8	Formula
IDEA Preschool	25,000.0	4,231.0	16.9%	692.5	Formula - special education, 3-5 year-olds
Emergency Financial Assistance	16,140.0	600.0	3.7%	600.0	Formula and loans to school districts
Race to the Top	15,672.0	2,090.2	13.3%	39.6	Grants to LEA's
Driver Education	15,000.0	7,500.0	50.0%	7,500.0	Reimbursement
State Free Lunch and Breakfast	14,300.0	9,690.3	67.8%	762.4	Mandated Categorical - Reimbursement
Title II Math/Science Partnerships	14,000.0	1,860.8	13.3%	164.8	Formula
ROE Salaries	12,400.0	5,660.6	45.7%	954.0	Salaries for ROE's
Orphanage Tuition	12,000.0	4,849.6	40.4%	4,849.6	Reimbursement to school districts for children residing in orphanages
Truant/Dropout/Optional Education	11,500.0	6,837.5	59.5%	775.9	Competitive - at-risk students/dropout prevention
Spec Ed Summer School	10,100.0	10,100.0	100.0%	10,100.0	Formula - Special ed students enrolled in summer sessions
Charter Schools - Federal	9,000.0	0.0	0.0%	0.0	Competitive
Alternative Ed/Reg Safe Schools	6,300.0	2,779.6	44.1%	530.9	Formula
McKinney Homeless Ed	5,000.0	434.2	8.7%	110.0	Competitive grants to school districts
Congressional Earmarks	5,000.0	0.0	0.0%	0.0	Grants
School Tech. Rev. Loan	5,000.0	1,128.5	22.6%	1,128.5	Loans to schools to implement technology
IDEA Improvement Part D	4,350.0	559.5	12.9%	207.7	Reimbursement
Philip Rock Center	3,577.8	1,800.0	50.3%	400.0	Targeted Initiative
East St. Louis Sch Dist 189	3,000.0	3,000.0	100.0%	0.0	Grant to East St. Louis Sch Dist 189
Advanced Placement Fee	3,000.0	2,191.7	73.1%	2,191.7	Fee reimbursement for Adv Placement Exam and Int'l Baccalaureate exam
Reorg Incentive Feasibility Study	2,500.0	2,500.0	100.0%	2,500.0	Grants
ROE Bus Driver Training	2,295.0	1,311.2	57.1%	164.9	ROE Bus Driver Training
After School Matters	2,000.0	600.0	30.0%	360.0	Grant to After School Matters
Title VI-Flex. & Acct Rural Education	2,000.0	143.4	7.2%	28.7	Grants to school districts
Agriculture Education	1,800.0	1,577.3	87.6%	242.0	Grants to school districts
Mat'ls for the Visually Impaired	1,421.1	730.0	51.4%	55.0	Targeted Init. - with The Chicago Lighthouse for People who are Blind or Visually Impaired

	<u>Funded</u> <u>Amount</u>	<u>Expended</u> <u>Year to</u> <u>Date</u>	<u>% Spent</u> <u>Year to</u> <u>Date</u>	<u>December</u> <u>Expenditures</u>	<u>Description</u>
Temporary Relocation	1,400.0	224.0	16.0%	0.0	Formula grants for school emergency relocation
Longitudinal Data System - DOE	1,260.3	0.0	0.0%	0.0	Grants
Technology for Success -State	1,250.0	626.4	50.1%	130.8	Grants
Lowest Performing Schools	1,002.3	122.0	12.2%	122.0	Grants to lowest performing schools
Nat'l Board Certification	1,000.0	98.0	9.8%	0.0	Grants
IL Coalition IM/RF Parent Mentor	1,000.0	0.0	0.0%	0.0	Grant to the Illions Coalition Immigrant and Refugee Rights Parent Mentor Program
Teach America	1,000.0	550.0	55.0%	550.0	Grant to Teach for America-Chicago
Recording - Blind and Dyslexic	816.6	733.0	89.8%	733.0	Grant to increase achievement of students with visual impairments
Early Learning Challenge	550.0	0.0	0.0%	0.0	Grant
Advanced Placement Classes/State	500.0	151.3	30.3%	19.0	Grants
Deaf/Blind	500.0	116.1	23.2%	70.6	Grant to Philip J. Rock Center
Children's Mental Health Partner	300.0	0.0	0.0%	0.0	Grants
Tax Equivalent Grants	222.6	222.6	100.0%	222.6	Grants
After School Rescue Fund	200.0	0.0	0.0%	0.0	Grants to Schools for After School Programs
Monsanto Grant to EDL#189	165.0	82.0	0.0%	82.0	Grant to East St. Louis Sch Dist 189
Autism Training & Tech Assist.	100.0	50.0	50.0%	10.0	Grants to the IL Autism Training & Tech Assistance Program
Charter Schools-Rev Loan Fund	20.0	0.0	0.0%	0.0	Other/Repayment of loans

**ILLINOIS STATE BOARD OF EDUCATION**  
**Comparative Statement of Expenditures to Date (December 31, 2013)**  
**Fiscal Years 2014 and 2013**

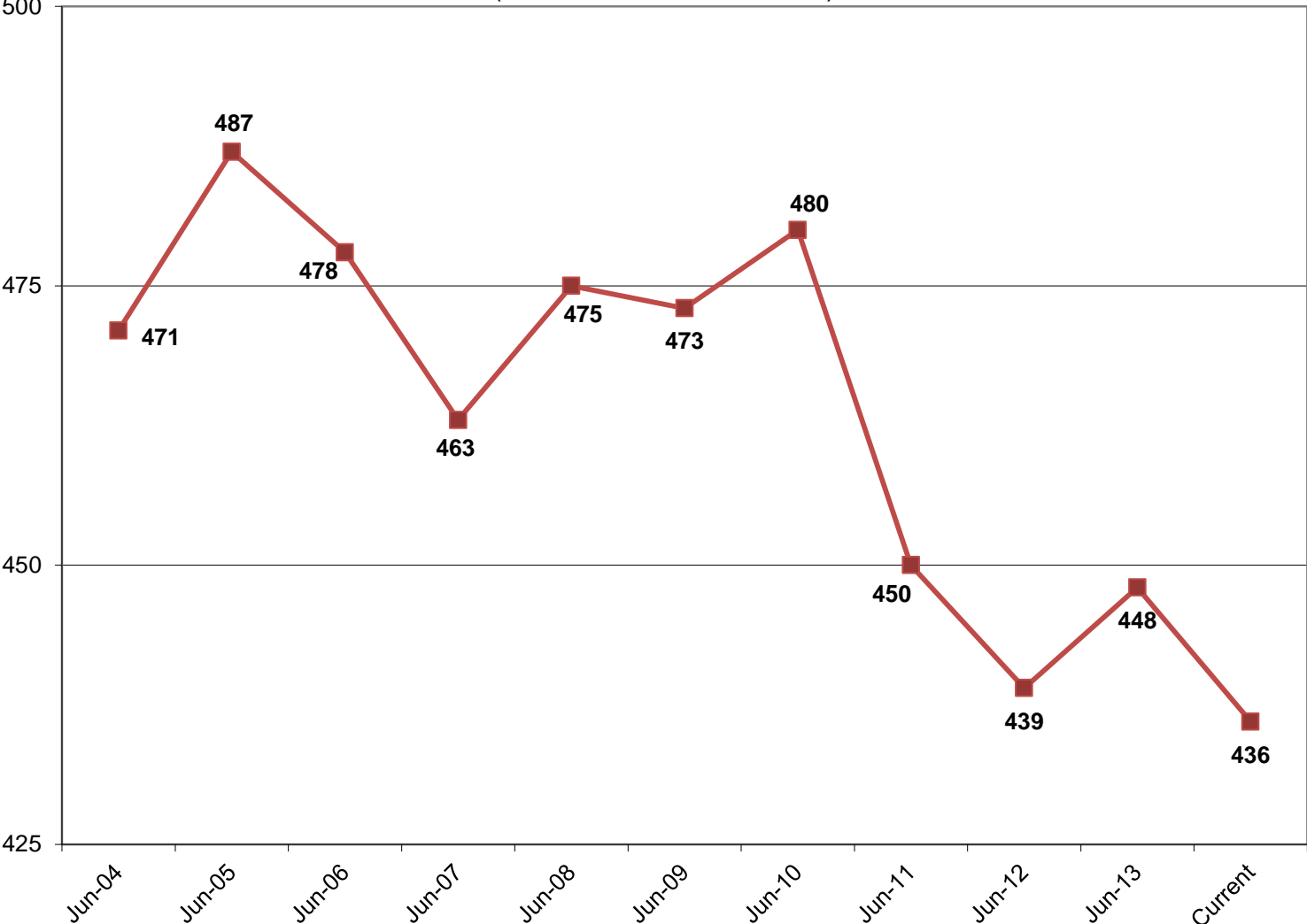
	FY14				FY13			
	Appropriation Amount	Expenditures to Date (Direct)	Federal Indirect Cost Recovery Expenditures	Percentage to Date	Appropriation Amount	Expenditures to Date (Direct)	Federal Indirect Cost Recovery Expenditures	Percentage to Date
<b>All Funds</b>								
Personal Services and Related Expenditures	\$ 49,513,593	\$ 17,140,941	\$ 1,033,293	36.71%	\$ 49,019,822	\$ 17,275,245	\$ 1,006,722	35.24%
Contractual Services	32,836,516	5,249,495	311,016	16.93%	31,866,929	4,484,158	341,429	14.07%
Travel	2,211,452	454,367	15,132	21.23%	2,218,971	481,876	22,721	21.72%
Commodities	494,970	48,366	13,670	12.53%	520,421	72,021	39,121	13.84%
Printing	564,475	26,188	1,775	4.95%	584,114	21,363	21,414	3.66%
Equipment	1,170,825	34,521	38,625	6.25%	1,203,081	168,673	70,881	14.02%
Telecommunications	909,501	186,526	501	20.56%	958,986	130,476	49,986	13.61%
Operation of Automotive Equipment	23,800	6,638	-	27.89%	23,800	10,067	-	42.30%
Lump Sums	109,721,490	23,275,735	-	21.21%	75,983,228	20,391,171	-	26.84%
<b>Sub-total</b>	<b>197,446,622</b>	<b>46,422,777</b>	<b>1,414,012</b>	<b>24.23%</b>	<b>162,379,352</b>	<b>43,035,050</b>	<b>1,552,274</b>	<b>26.50%</b>
Awards and Grants	9,598,858,164	3,664,852,620	-	38.18%	9,431,543,783	3,550,623,121	-	37.65%
Construction Grants	67,285,147	8,234,845	-	12.24%	84,125,824	16,431,059	-	0.00%
<b>Total All Funds</b>	<b>\$ 9,863,589,933</b>	<b>\$ 3,719,510,242</b>	<b>\$ 1,414,012</b>	<b>37.72%</b>	<b>\$ 9,678,048,959</b>	<b>\$ 3,610,089,230</b>	<b>\$ 1,552,274</b>	<b>37.30%</b>
<b>General Revenue Fund</b>								
Personal Services and Related Expenditures	\$ 16,272,600	\$ 7,702,966	\$ -	47.34%	\$ 16,745,700	\$ 7,690,948	\$ -	45.93%
Contractual Services	6,000,000	2,122,432	-	35.37%	6,000,000	1,764,015	-	29.40%
Travel	166,320	95,551	-	57.45%	166,250	106,965	-	64.34%
Commodities	71,300	19,628	-	27.53%	71,300	11,110	-	15.58%
Printing	64,700	22,064	-	34.10%	64,700	9,601	-	14.84%
Equipment	132,200	17,184	-	13.00%	132,200	41,172	-	31.14%
Telecommunications	450,000	186,526	-	41.45%	450,000	130,476	-	28.99%
Operation of Automotive Equipment	23,800	6,638	-	27.89%	23,800	10,067	-	42.30%
Lump Sums	28,176,302	17,364,745	-	61.63%	30,246,302	15,929,549	-	52.67%
<b>Sub-total</b>	<b>51,357,222</b>	<b>27,537,736</b>	<b>-</b>	<b>53.62%</b>	<b>53,900,252</b>	<b>25,693,903</b>	<b>-</b>	<b>47.67%</b>
Awards and Grants	2,193,424,904	1,051,349,621	-	47.93%	2,200,146,283	1,044,910,382	-	47.49%
<b>Total General Revenue Fund</b>	<b>\$ 2,244,782,126</b>	<b>\$ 1,078,887,357</b>	<b>\$ -</b>	<b>48.06%</b>	<b>\$ 2,254,046,535</b>	<b>\$ 1,070,604,285</b>	<b>\$ -</b>	<b>47.50%</b>
<b>Other State Funds</b>								
Lump Sums	\$ 24,178,900	\$ 3,050,496	\$ -	12.62%	\$ 23,508,900	\$ 2,427,950	\$ -	10.33%
<b>Sub-total</b>	<b>24,178,900</b>	<b>3,050,496</b>	<b>-</b>	<b>12.62%</b>	<b>23,508,900</b>	<b>2,427,950</b>	<b>-</b>	<b>10.33%</b>
Awards and Grants	4,519,933,260	2,024,721,605	-	44.80%	4,348,697,500	1,956,002,439	-	44.98%
Construction Grants	67,285,147	8,234,845	-	-	84,125,824	16,431,059	-	0.00%
<b>Total Other State Funds</b>	<b>\$ 4,611,397,307</b>	<b>\$ 2,036,006,946</b>	<b>\$ -</b>	<b>44.15%</b>	<b>\$ 4,456,332,224</b>	<b>\$ 1,974,861,448</b>	<b>\$ -</b>	<b>44.32%</b>
<b>Federal Funds</b>								
Personal Services and Related Expenditures	\$ 32,207,700	\$ 9,437,975	\$ -	29.30%	\$ 31,267,400	\$ 9,584,297	\$ -	30.65%
Contractual Services	26,525,500	3,127,063	-	11.79%	25,525,500	2,720,143	-	10.66%
Travel	2,030,000	358,815	-	17.68%	2,030,000	374,911	-	18.47%
Commodities	410,000	28,737	-	7.01%	410,000	60,911	-	14.86%
Printing	498,000	4,125	-	0.83%	498,000	11,762	-	2.36%
Equipment	1,000,000	17,337	-	1.73%	1,000,000	127,501	-	12.75%
Telecommunications	459,000	-	-	0.00%	459,000	-	-	0.00%
Lump Sums	58,780,300	4,274,506	-	7.27%	23,780,300	3,585,946	-	15.08%
<b>Sub-total</b>	<b>121,910,500</b>	<b>17,248,558</b>	<b>-</b>	<b>14.15%</b>	<b>84,970,200</b>	<b>16,465,471</b>	<b>-</b>	<b>19.38%</b>
Awards and Grants	2,885,500,000	588,781,394	-	20.40%	2,882,700,000	549,710,300	-	19.07%
<b>Total Federal Funds</b>	<b>\$ 3,007,410,500</b>	<b>\$ 606,029,952</b>	<b>\$ -</b>	<b>20.15%</b>	<b>\$ 2,967,670,200</b>	<b>\$ 566,175,771</b>	<b>\$ -</b>	<b>19.08%</b>

**ILLINOIS STATE BOARD OF EDUCATION  
18-MONTH HEADCOUNT HISTORY  
(AS OF DECEMBER 2013)**





**ILLINOIS STATE BOARD OF EDUCATION  
10-yr HEADCOUNT HISTORY  
(AS OF DECEMBER 2013)**



**Illinois State Board of Education**  
**Contract Awards**  
**December 1, 2013 through December 31, 2013**

<b>Vendor</b>	<b>Illinois Procurement Bulletin Award Notice Date</b>
IL Department of Children and Family Services	n/a
Champaign-Ford ROE #9	n/a
Xerox	n/a

<b>Type of Award</b>	<b>Term</b>	<b>Contract Term Amount</b>
New Intergovernmental Agreement	12/16/13-6/30/15	\$ 700,000.00
Intergovernmental Agreement Amendment	12/11/13-6/30/14	\$ 160,000.00
New Contract	7/1/13-6/30/14	\$ 185,000.00

<b>Description</b>
DCFS will provide professional services to advance in the development of weighting (risk assessment) and key indicator systems for child day care licensing.
This amendment was to add an additional \$70,000 to FY14.
This contract is to perform maintenance and repair on all ISBE Xerox machines

**ILLINOIS STATE BOARD OF EDUCATION**  
**FUNDING AND DISBURSEMENT SERVICES DIVISION**  
 100 NORTH FIRST STREET, SPRINGFIELD, IL 62777

**Approved Grants Less Than 1 Million**

Thru Date:(12/01/2013-12/31/2013)

**Program: 2014 - 3235, Agriculture Education**

<u>RCDT</u>	<u>District Name</u>	<u>City</u>	<u>Budget Amt</u>	<u>Approval Date</u>
01-001-0010-26(20)	COMMUNITY UNIT SCH DIST NO 1	PAYSON	\$1,656	12/19/2013
07-016-2280-16(20)	BREMEN CHSD 228	MIDLOTHIAN	\$580	12/31/2013
11-023-0040-26(20)	COMMUNITY UNIT SCHOOL DIST 4	PARIS	\$1,180	12/13/2013
13-095-0100-26(20)	WEST WASHINGTON CCUSD 10	OKAWVILLE	\$2,112	12/02/2013
16-019-4270-26(20)	SYCAMORE CUSD 427	SYCAMORE	\$2,360	12/13/2013
28-037-2280-26(20)	GENESEO CUSD 228	GENESEO	\$1,449	12/31/2013
32-038-2330-17(20)	MILFORD TWP HSD 233	MILFORD	\$2,195	12/11/2013
40-056-0090-26(20)	SOUTHWESTERN CUSD 9	BRIGHTON	\$1,967	12/16/2013
			<b>\$13,499</b>	

**Program: 2014 - 3305, Bilingual Ed. - T.P.I. & T.B.E.**

<u>RCDT</u>	<u>District Name</u>	<u>City</u>	<u>Budget Amt</u>	<u>Approval Date</u>
04-004-1000-26(00)	BELVIDERE CUSD 100	BELVIDERE	\$385,815	12/04/2013
04-004-2000-26(00)	NORTH BOONE CUD 200	POPLAR GROVE	\$43,895	12/03/2013
05-016-0630-02(00)	EAST MAINE SD 63	DES PLAINES	\$603,497	12/23/2013
05-016-0700-02(00)	MORTON GROVE SD 70	MORTON GROVE	\$47,385	12/02/2013
06-016-0830-02(00)	COOK CNTY BD EDUCATION 083	FRANKLIN PARK	\$486,320	12/10/2013
06-016-0920-02(00)	LINDOP SD 92	BROADVIEW	\$11,542	12/10/2013
06-016-1020-02(00)	COOK CO SCHOOL DIST 102	LA GRANGE PAR	\$48,598	12/03/2013
06-016-1030-02(00)	LYONS SD 103	LYONS	\$184,275	12/11/2013
06-016-1050-02(00)	LA GRANGE SD 105	LAGRANGE	\$134,481	12/03/2013
07-016-1090-02(00)	INDIAN SPRINGS SD 109	JUSTICE	\$224,770	12/30/2013
07-016-1100-02(00)	CENTRAL STICKNEY SD 110	CHICAGO	\$50,702	12/09/2013
07-016-1110-02(00)	SCHOOL DISTRICT 111	BURBANK	\$240,811	12/04/2013
07-016-1220-02(00)	COUNTY OF COOK SCHOOL DIST 122	OAK LAWN	\$180,014	12/30/2013
07-016-1270-02(00)	WORTH SD 127	WORTH	\$56,463	12/10/2013
07-016-1275-02(00)	CHICAGO RIDGE SD 1275	CHICAGO RIDGE	\$155,741	12/10/2013
07-016-1440-02(00)	PRAIRIE-HILLS ELEM SD 144	MARKHAM	\$36,143	12/30/2013
07-016-1560-02(00)	COOK COUNTY SD 156	CALUMET CITY	\$55,576	12/09/2013
07-016-1590-02(00)	ELEM SD 159 - MATTESON	MATTESON	\$23,085	12/05/2013
07-016-1610-02(00)	FLOSSMOOR SD 161	FLOSSMOOR	\$30,069	12/10/2013
07-016-1670-02(00)	BROOKWOOD SD 167	GLENWOOD	\$56,466	12/17/2013
07-016-1940-02(00)	STEGER SD194	STEGER	\$42,807	12/30/2013
07-016-2170-16(00)	ARGO CHSD 217	SUMMIT	\$39,921	12/05/2013
07-016-2180-16(00)	COMMUNITY HIGH SCHOOL DIST 218	OAK LAWN	\$88,181	12/12/2013
07-016-2200-17(00)	REAVIS TWP HSD 220	BURBANK	\$65,696	12/10/2013
07-016-2290-16(00)	OAK LAWN CHSD 229	OAK LAWN	\$22,153	12/10/2013
16-019-4240-26(00)	GENOA KINGSTON CUSD 424	GENOA	\$47,715	12/19/2013
16-019-4250-26(00)	COMMUNITY UNIT DIST 425	SHABBONA	\$2,127	12/10/2013
16-019-4270-26(00)	SYCAMORE CUSD 427	SYCAMORE	\$30,523	12/03/2013
19-022-0440-02(00)	LOMBARD SD 44	LOMBARD	\$131,768	12/13/2013
19-022-0450-02(00)	VILLA PARK SD 45	VILLA PARK	\$339,341	12/23/2013
19-022-1810-04(00)	COMM CONS SCH DIST 181	BURR RIDGE	\$23,081	12/11/2013
30-039-0950-02(00)	CARBONDALE ESD 95	CARBONDALE	\$92,589	12/20/2013
30-039-1400-04(00)	UNITY POINT CCSD 140	CARBONDALE	\$37,331	12/06/2013
31-045-1010-22(00)	BATAVIA USD 101	BATAVIA	\$81,877	12/16/2013
31-045-1290-22(00)	AURORA WEST SCHOOL DIST 129	AURORA	\$834,776	12/13/2013

**ILLINOIS STATE BOARD OF EDUCATION  
FUNDING AND DISBURSEMENT SERVICES DIVISION  
100 NORTH FIRST STREET, SPRINGFIELD, IL 62777**

**Approved Grants Less Than 1 Million**

**Thru Date:(12/01/2013-12/31/2013)**

32-046-0010-26(00)	MOMENCE COMM UNIT SCH DIST 1	MOMENCE	\$21,123	12/03/2013
32-046-2580-04(00)	COUNTY OF KANKAKEE SCH DIST 258	BOURBONNAIS	\$6,076	12/18/2013
32-046-3070-16(00)	BRADLEY BOURBONNAIS CHSD 307	BRADLEY	\$7,594	12/10/2013
33-048-2050-26(00)	GALESBURG CUSD 205	GALESBURG	\$16,033	12/10/2013
34-049-0240-04(00)	MILLBURN CCSD 24	WADSWORTH	\$9,717	12/05/2013
34-049-0750-02(00)	COUNTY OF LAKE SCHOOL DIST 75	MUNDELEIN	\$197,041	12/10/2013
34-049-1260-17(00)	ZION-BENTON THSD 126	ZION	\$32,607	12/05/2013
35-050-1220-02(00)	LASALLE ESD 122	LA SALLE	\$58,272	12/23/2013
44-063-0190-24(00)	ALDEN HEBRON SD 19	HEBRON	\$10,983	12/19/2013
44-063-0470-04(00)	CRYSTAL LAKE CCSD 47	CRYSTAL LAKE	\$246,183	12/19/2013
44-063-0500-26(00)	HARVARD CUSD 50	HARVARD	\$421,958	12/18/2013
44-063-1540-16(00)	MARENGO CHSD 154	MARENGO	\$1,415	12/12/2013
44-063-1560-16(00)	MCHENRY CHSD 156	MC HENRY	\$9,489	12/10/2013
48-072-3230-26(00)	DUNLAP CUSD 323	PEORIA	\$44,588	12/10/2013
49-081-0400-22(00)	MOLINE USD 40	MOLINE	\$419,344	12/11/2013
56-099-088A-02(00)	RICHLAND SD 88A	CREST HILL	\$50,712	12/13/2013
56-099-0910-02(00)	LOCKPORT SD 91	LOCKPORT	\$8,807	12/10/2013
56-099-201U-26(00)	CRETE-MONEE SD 201-U	CRETE	\$8,557	12/05/2013
			<b>\$6,506,033</b>	

**Program: 2014 - 3695, Truants Alternative/Optional Ed.**

<u>RCDT</u>	<u>District Name</u>	<u>City</u>	<u>Budget Amt</u>	<u>Approval Date</u>
41-057-0110-26(14)	ALTON CUSD 11	ALTON	\$133,260	12/19/2013
			<b>\$133,260</b>	

**Program: 2014 - 3696, Regional Safe Schools**

<u>RCDT</u>	<u>District Name</u>	<u>City</u>	<u>Budget Amt</u>	<u>Approval Date</u>
15-016-2990-25(00)	CITY OF CHICAGO SD 299	CHICAGO	\$974,981	12/10/2013
			<b>\$974,981</b>	

**Program: 2014 - 3705, Early Childhood - Block Grant**

<u>RCDT</u>	<u>District Name</u>	<u>City</u>	<u>Budget Amt</u>	<u>Approval Date</u>
01-075-0100-26(00)	PIKELAND CUSD 10	PITTSFIELD	\$260,473	12/03/2013
			<b>\$260,473</b>	

**Program: 2014 - 3730, ROE/ISC Operations**

<u>RCDT</u>	<u>District Name</u>	<u>City</u>	<u>Budget Amt</u>	<u>Approval Date</u>
40-000-0000-00(00)	REGIONAL OFFICE OF EDUCATION40	CARLINVILLE	\$28,186	12/11/2013
			<b>\$28,186</b>	

**Program: 2014 - 3780, Technology for Success**

<u>RCDT</u>	<u>District Name</u>	<u>City</u>	<u>Budget Amt</u>	<u>Approval Date</u>
15-016-2990-25(00)	CITY OF CHICAGO SD 299	CHICAGO	\$102,000	12/02/2013
			<b>\$102,000</b>	

**Program: 2014 - 3999, Other State Programs**

<u>RCDT</u>	<u>District Name</u>	<u>City</u>	<u>Budget Amt</u>	<u>Approval Date</u>
02-002-0050-26(LP)	EGYPTIAN CUSD 5	TAMMS	\$122,000	12/03/2013
13-000-0000-00(00)	REGIONAL OFFICE OF EDUCATION13	CARLYLE	\$75,000	12/24/2013
			<b>\$197,000</b>	

**ILLINOIS STATE BOARD OF EDUCATION  
FUNDING AND DISBURSEMENT SERVICES DIVISION  
100 NORTH FIRST STREET, SPRINGFIELD, IL 62777**

**Approved Grants Less Than 1 Million**

Thru Date:(12/01/2013-12/31/2013)

**Program: 2014 - 4107, Title VI - Rural Education Initiative**

<u>RCDT</u>	<u>District Name</u>	<u>City</u>	<u>Budget Amt</u>	<u>Approval Date</u>
12-051-0200-26(00)	COMMUNITY UNIT SCHOOL DIST NO 20	LAWRENCEVILL	\$25,260	12/19/2013
13-058-4010-26(00)	SOUTH CENTRAL CUSD 401	KINMUNDY	\$13,756	12/13/2013
21-028-1680-26(00)	FRANKFORT COMMUNITY UNIT 168	WEST FRANKFOR	\$35,394	12/05/2013
30-073-0500-02(00)	PINCKNEYVILLE SD 50	PINCKNEYVILLE	\$12,000	12/12/2013
38-054-0270-02(00)	LINCOLN ESD 27	LINCOLN	\$44,642	12/03/2013
45-079-1390-26(00)	CHESTER CUSD 139	CHESTER	\$17,671	12/17/2013
55-098-3010-17(00)	WHITESIDE COUNTY SCHL DIST 301	ROCK FALLS	\$12,346	12/05/2013
			<b>\$161,069</b>	

**Program: 2014 - 4300, Title I - Low Income**

<u>RCDT</u>	<u>District Name</u>	<u>City</u>	<u>Budget Amt</u>	<u>Approval Date</u>
02-002-0010-22(00)	CAIRO SD 1	CAIRO	\$710,956	12/05/2013
02-091-0430-04(00)	COUNTY OF UNION SCH DIST NO 43	JONESBORO	\$180,148	12/12/2013
04-004-2000-26(00)	NORTH BOONE CUD 200	POPLAR GROVE	\$238,592	12/09/2013
04-101-1400-04(00)	ROCKTON SD 140	ROCKTON	\$134,283	12/02/2013
05-016-0290-02(00)	SUNSET RIDGE SD 29	NORTHFIELD	\$46,951	12/09/2013
05-016-0380-02(00)	KENILWORTH SD 38	KENILWORTH	\$22,062	12/16/2013
05-016-0730-02(00)	EAST PRAIRIE SD 73	SKOKIE	\$66,705	12/02/2013
06-016-0780-02(00)	BOARD OF EDUCATION DIST 78	ROSEMONT	\$51,377	12/05/2013
06-016-0800-02(00)	BOARD OF EDUCATION DISTRICT 80	NORRIDGE	\$141,426	12/02/2013
06-016-0830-02(00)	COOK CNTY BD EDUCATION 083	FRANKLIN PARK	\$713,878	12/09/2013
06-016-1020-02(00)	COOK CO SCHOOL DIST 102	LA GRANGE PAR	\$226,713	12/06/2013
06-016-1030-02(00)	LYONS SD 103	LYONS	\$641,464	12/23/2013
06-016-2340-16(00)	SCHOOL DIST 234 RIDGEWOOD HIGH	NORRIDGE	\$118,871	12/04/2013
07-016-113A-02(00)	LEMONT-BROMBEREK CSD 113A	LEMONT	\$188,575	12/10/2013
07-016-1240-02(00)	EVERGREEN PARK ESD 124	EVERGREEN PA	\$301,310	12/05/2013
07-016-1270-02(00)	WORTH SD 127	WORTH	\$280,984	12/30/2013
07-016-1350-02(00)	ORLAND SD 135	ORLAND PARK	\$586,849	12/18/2013
07-016-1420-02(00)	FOREST RIDGE SD 142	OAK FOREST	\$205,395	12/05/2013
07-016-1430-02(00)	SCHOOL DISTRICT 143 COOK COUNTY	MIDLOTHIAN	\$598,569	12/30/2013
07-016-1510-02(00)	COOK COUNTY SCHOOL DIST 151	SOUTH HOLLAN	\$614,443	12/17/2013
07-016-1560-02(00)	COOK COUNTY SD 156	CALUMET CITY	\$503,922	12/17/2013
07-016-1580-02(00)	LANSING SD 158	LANSING	\$700,165	12/17/2013
07-016-1610-02(00)	FLOSSMOOR SD 161	FLOSSMOOR	\$447,309	12/18/2013
07-016-1620-02(00)	MATTESON SCHOOL DISTRICT 162	RIGHTON PARK	\$698,986	12/10/2013
07-016-1690-02(00)	FORD HEIGHTS SD 169	FORD HEIGHTS	\$926,109	12/18/2013
07-016-2310-16(00)	EVERGREEN PARK CHSD 231	EVERGREEN PA	\$174,359	12/30/2013
08-089-2030-26(00)	ORANGEVILLE SCHOOL DISTRICT 203	ORANGEVILLE	\$78,916	12/06/2013
09-010-0030-26(00)	COMMUNITY UNIT SCHOOL DIST 3	MAHOMET	\$364,361	12/03/2013
10-011-0030-26(00)	COUNTY OF CHRISTIAN TAYLORVILLE	TAYLORVILLE	\$511,896	12/12/2013
10-068-0220-26(00)	NOKOMIS CUSD 22	NOKOMIS	\$155,972	12/18/2013
11-012-003C-26(00)	MARTINSVILLE CUSD 3C	MARTINSVILLE	\$101,517	12/05/2013
11-023-0950-25(00)	SCHOOL DISTRICT NO 95	PARIS	\$376,049	12/05/2013
11-087-0210-26(00)	CENTRAL A AND M COMMUNITY UNIT	ASSUMPTION	\$101,060	12/05/2013
12-080-0010-26(00)	EAST RICHLAND CUSD 1	OLNEY	\$544,249	12/10/2013
13-058-4010-26(00)	SOUTH CENTRAL CUSD 401	KINMUNDY	\$220,242	12/30/2013
16-019-4250-26(00)	COMMUNITY UNIT DIST 425	SHABBONA	\$69,235	12/30/2013

**ILLINOIS STATE BOARD OF EDUCATION  
FUNDING AND DISBURSEMENT SERVICES DIVISION  
100 NORTH FIRST STREET, SPRINGFIELD, IL 62777**

**Approved Grants Less Than 1 Million**

**Thru Date:(12/01/2013-12/31/2013)**

16-019-4270-26(00)	SYCAMORE CUSD 427	SYCAMORE	\$440,703	12/30/2013
17-053-0740-27(00)	FLANAGAN-CORNELL UNIT DIST 74	FLANAGAN	\$34,327	12/05/2013
17-064-0040-26(00)	HEYWORTH CUSD 4	HEYWORTH	\$93,899	12/11/2013
17-064-0070-26(00)	LEXINGTON CUSD 7	LEXINGTON	\$50,434	12/17/2013
19-022-0020-02(00)	BENSENVILLE ELEM SCH DIST 2	BENSENVILLE	\$414,874	12/04/2013
19-022-0130-02(00)	BLOOMINGDALE SD 13	BLOOMINGDALE	\$78,277	12/16/2013
20-024-0010-26(00)	EDWARDS COUNTY CUSD 1	ALBION	\$122,521	12/05/2013
20-030-0070-26(00)	GALLATIN CUSD 7	JUNCTION	\$238,694	12/12/2013
20-076-0010-26(00)	POPE CO CUD 1	GOLCONDA	\$180,063	12/12/2013
20-083-0040-26(00)	ELDORADO CUSD 4	ELDORADO	\$485,988	12/10/2013
20-093-3480-26(00)	WABASH CUSD 348	MOUNT CARMEL	\$401,471	12/17/2013
20-096-1120-04(00)	FAIRFIELD PSD 112	FAIRFIELD	\$185,200	12/12/2013
21-028-1960-26(00)	SESSER-VALIER CUSD 196	SESSER	\$304,723	12/17/2013
24-032-0010-26(00)	COAL CITY CUSD 1	COAL CITY	\$161,203	12/30/2013
24-032-002C-02(00)	MAZON-VERONA-KINSMAN ESD 2C	MAZON	\$34,279	12/30/2013
24-032-0540-02(00)	MORRIS SD 54	MORRIS	\$136,142	12/05/2013
24-032-072C-04(00)	GARDNER CCSD 72C	GARDNER	\$22,605	12/12/2013
24-032-0750-02(00)	BRACEVILLE SD 75	BRACEVILLE	\$24,990	12/05/2013
24-032-1010-16(00)	MORRIS CHSD 101	MORRIS	\$95,870	12/30/2013
24-047-0660-04(00)	NEWARK CCSD 66	NEWARK	\$55,270	12/12/2013
24-047-0900-04(00)	LISBON CCSD 90	NEWARK	\$18,885	12/18/2013
25-041-0040-04(00)	WOODLAWN CCSD 4	WOODLAWN	\$77,724	12/05/2013
25-041-0050-04(00)	COUNTY OF JEFFERSON	OPDYKE	\$120,136	12/10/2013
25-041-0060-04(00)	GRAND PRAIRIE CCSD 6	CENTRALIA	\$31,653	12/05/2013
25-041-0070-04(00)	DODDS COMM CONS SCHOOL DIST	MOUNT VERNON	\$33,811	12/30/2013
25-041-0800-02(00)	MT VERNON CITY SCHOOL 80	MOUNT VERNON	\$929,263	12/10/2013
25-041-2010-17(00)	MT VERNON TWP HSD 201	MOUNT VERNON	\$523,921	12/10/2013
27-094-3040-26(00)	UNITED CUSD 304	MONMOUTH	\$115,640	12/04/2013
28-006-0990-04(00)	SPRING VALLEY CCSD 99	SPRING VALLEY	\$124,681	12/12/2013
28-006-3030-26(00)	LAMOILLE CUSD 303	LA MOILLE	\$100,589	12/12/2013
28-006-5000-15(00)	PRINCETON TWP HSD 500	PRINCETON	\$94,605	12/12/2013
28-037-1900-02(00)	COLONA SD 190	COLONA	\$105,900	12/12/2013
28-037-2250-26(00)	ALWOOD CUSD 225	WOODHULL	\$39,663	12/18/2013
28-037-2300-26(00)	WETHERSFIELD CUSD 230	KEWANEE	\$169,484	12/30/2013
30-039-0860-03(00)	DESOTO CCSD 86	DESOTO	\$88,463	12/05/2013
30-039-1400-04(00)	UNITY POINT CCSD 140	CARBONDALE	\$330,413	12/12/2013
30-039-1760-26(00)	TRICO CUSD 176	CAMPBELL HILL	\$310,484	12/05/2013
30-039-1860-26(00)	COUNTY OF JACKSON	MURPHYSBORO	\$837,665	12/10/2013
31-045-3010-26(00)	CENTRAL CUSD 301	BURLINGTON	\$177,153	12/30/2013
31-045-3020-26(00)	KANELAND CUSD 302	MAPLE PARK	\$266,003	12/30/2013
31-045-3030-26(00)	COMMUNITY UNIT SCHOOL DIST 303	SAINT CHARLES	\$899,095	12/30/2013
32-038-2490-26(00)	CRESCENT-IROQUOIS CUSD 249	CRESCENT CITY	\$15,763	12/17/2013
32-046-0020-26(00)	HERSCHER CUSD 2	HERSCHER	\$201,376	12/17/2013
34-049-0060-02(00)	ZION ESD 6	ZION	\$959,801	12/16/2013
34-049-0670-05(00)	LAKE FOREST SD 67	LAKE FOREST	\$135,425	12/06/2013
34-049-1020-04(00)	APTAKISIC-TRIPP CCSD 102	BUFFALO GROV	\$159,580	12/04/2013
34-049-1150-16(00)	LAKE FOREST CHSD 115	LAKE FOREST	\$95,280	12/24/2013
34-049-1260-17(00)	ZION-BENTON THSD 126	ZION	\$499,652	12/12/2013
35-050-0950-04(00)	SCHOOL DIST 95 LASALLE COUNTY	GRAND RIDGE	\$36,389	12/12/2013



**ILLINOIS STATE BOARD OF EDUCATION  
FUNDING AND DISBURSEMENT SERVICES DIVISION  
100 NORTH FIRST STREET, SPRINGFIELD, IL 62777**

**Approved Grants Less Than 1 Million**

**Thru Date:(12/01/2013-12/31/2013)**

35-050-1200-17(00)	LASALLE-PERU TOWNSHIP HIGH	LA SALLE	\$235,043	12/12/2013
35-050-1250-02(00)	OGLESBY ESD 125	OGLESBY	\$79,491	12/05/2013
35-050-1410-02(00)	OTTAWA ESD 141	OTTAWA	\$526,883	12/10/2013
35-050-1950-04(00)	WALLACE CCSD 195	OTTAWA	\$26,023	12/18/2013
35-050-2100-04(00)	MILLER TWP CCSD 210	MARSEILLES	\$33,229	12/17/2013
35-050-2300-04(00)	RUTLAND CCSD 230	OTTAWA	\$11,502	12/30/2013
35-050-2800-17(00)	COUNTY OF LASALLE SD 280	MENDOTA	\$131,498	12/05/2013
35-050-2890-04(00)	MENDOTA COMMUNITY CONS SD 289	MENDOTA	\$293,307	12/10/2013
38-054-0210-26(00)	HARTSBURG EMDEN CUSD 21	HARTSBURG	\$50,437	12/12/2013
38-054-0230-26(00)	MOUNT PULASKI CUD 23	MOUNT PULASKI	\$58,000	12/18/2013
38-054-0270-02(00)	LINCOLN ESD 27	LINCOLN	\$373,233	12/18/2013
38-054-0880-02(00)	NEW HOLLAND MIDDLETOWN EDS 88	MIDDLETOWN	\$36,757	12/12/2013
38-060-1890-26(00)	ILLINI CENTRAL SCHOOL DIST 189	MASON CITY	\$182,386	12/18/2013
38-060-1910-26(00)	MIDWEST CENTRAL CUD 191	MANITO	\$150,157	12/05/2013
38-065-2000-26(00)	GREENVIEW CUSD 200	GREENVIEW	\$27,902	12/05/2013
39-055-0010-26(00)	ARGENTA-OREANA CUSD 1	ARGENTA	\$58,625	12/05/2013
40-056-0070-26(00)	GILLESPIE CUSD 7	GILLESPIE	\$293,179	12/30/2013
44-063-0150-04(00)	MCHENRY CCSD 15	MC HENRY	\$569,720	12/27/2013
44-063-0470-04(00)	CRYSTAL LAKE CCSD 47	CRYSTAL LAKE	\$688,735	12/05/2013
44-063-0500-26(00)	HARVARD CUSD 50	HARVARD	\$607,815	12/10/2013
44-063-1580-22(00)	HUNTLEY SCHOOL DISTRICT NO 158	ALGONQUIN	\$352,503	12/03/2013
44-063-2000-26(00)	COMMUNITY UNIT SCHOOL DIST 200	WOODSTOCK	\$780,650	12/03/2013
45-079-1380-26(00)	STEELEVILLE CUSD 138	STEELEVILLE	\$58,240	12/30/2013
47-071-2310-04(00)	ROCHELLE CCD 231	ROCHELLE	\$516,194	12/16/2013
48-072-0680-02(00)	OAK GROVE SD 68	BARTONVILLE	\$63,574	12/02/2013
49-081-1000-26(00)	RIVERDALE CUSD 100	PORT BYRON	\$80,869	12/05/2013
50-082-0190-26(00)	MASCOUTAH CUD 19	MASCOUTAH	\$353,746	12/12/2013
50-082-1880-22(00)	BROOKLYN UD 188	LOVEJOY	\$143,992	12/12/2013
51-084-0010-26(00)	TRI CITY CUSD 1	BUFFALO	\$57,134	12/12/2013
51-084-0150-26(00)	WILLIAMSVILLE CUSD 15	WILLIAMSVILLE	\$77,447	12/05/2013
51-084-0160-26(00)	COMMUNITY UNIT DISTRICT NO 16	NEW BERLIN	\$128,715	12/05/2013
53-090-0510-02(00)	CENTRAL SD 51	WASHINGTON	\$124,364	12/30/2013
53-090-0860-02(00)	EAST PEORIA SD 86	EAST PEORIA	\$317,015	12/05/2013
53-090-1020-02(00)	SCHOOL DIST NO 102	MARQUETTE HE	\$118,861	12/12/2013
53-090-7090-26(00)	MORTON CUSD 709	MORTON	\$292,967	12/12/2013
54-092-0070-26(00)	ROSSVILLE-ALVIN CSD 7	ROSSVILLE	\$153,601	12/24/2013
54-092-0760-26(00)	OAKWOOD CUSD 76	OAKWOOD	\$185,404	12/05/2013
54-092-2250-17(00)	ARMSTRONG TWP HSD 225	ARMSTRONG	\$17,799	12/24/2013
56-099-030C-04(00)	TROY CCSD 30C	PLAINFIELD	\$394,626	12/18/2013
56-099-070C-04(00)	LARAWAY CCSD 70C	JOLIET	\$163,582	12/10/2013
56-099-0920-02(00)	WILL COUNTY SD 92	LOCKPORT	\$165,696	12/12/2013
56-099-1220-02(00)	NEW LENOX SD 122	NEW LENOX	\$264,422	12/12/2013
56-099-1590-02(00)	MOKENA SD 159	MOKENA	\$117,850	12/12/2013
56-099-207U-26(00)	PEOTONE CUSD 207U	PEOTONE	\$182,375	12/18/2013
			<b>\$32,649,476</b>	

**Program: 2014 - 4305, Title I - Low Income - Neglected Priv.**

<u>RCDT</u>	<u>District Name</u>	<u>City</u>	<u>Budget Amt</u>	<u>Approval Date</u>
39-055-0610-25(00)	DECATUR SD 61	DECATUR	\$59,526	12/04/2013

ILLINOIS STATE BOARD OF EDUCATION  
 FUNDING AND DISBURSEMENT SERVICES DIVISION  
 100 NORTH FIRST STREET, SPRINGFIELD, IL 62777  
**Approved Grants Less Than 1 Million**  
 Thru Date:(12/01/2013-12/31/2013)

\$59,526

**Program: 2014 - 4306, Title I - Low Income - Delinquent Priv**

<u>RCDT</u>	<u>District Name</u>	<u>City</u>	<u>Budget Amt</u>	<u>Approval Date</u>
41-057-0070-26(00)	EDWARDSVILLE SD 7	EDWARDSVILLE	\$72,240	12/27/2013
			<u>\$72,240</u>	

**Program: 2014 - 4331, Title I - School Improvement & Accountability**

<u>RCDT</u>	<u>District Name</u>	<u>City</u>	<u>Budget Amt</u>	<u>Approval Date</u>
21-000-0000-00(SS)	REGIONAL OFFICE OF EDUCATION21	BENTON	\$232,587	12/05/2013
			<u>\$232,587</u>	

**Program: 2014 - 4421, Title IV - 21st Century Comm Learning Centers**

<u>RCDT</u>	<u>District Name</u>	<u>City</u>	<u>Budget Amt</u>	<u>Approval Date</u>
01-001-1720-22(12)	QUINCY SD 172	QUINCY	\$149,684	12/24/2013
07-016-1630-02(12)	PARK FOREST SD 163	PARK FOREST	\$768,390	12/17/2013
08-089-1450-22(10)	FREEPORT SD 145	FREEPORT	\$155,775	12/17/2013
50-082-1890-22(13)	BOARD OF EDUCATION SD 189	EAST ST LOUIS	\$551,250	12/17/2013
65-108-0240-51(10)	NATIONAL MUSEUM OF MEXICAN ART	CHICAGO	\$337,492	12/05/2013
65-108-1890-51(12)	JACKSON INITIATIVE INC	VILLA RIDGE	\$415,000	12/03/2013
			<u>\$2,377,591</u>	

**Program: 2014 - 4600, Fed. - Sp. Ed. - Pre-School Flow Through**

<u>RCDT</u>	<u>District Name</u>	<u>City</u>	<u>Budget Amt</u>	<u>Approval Date</u>
04-004-1000-61(00)	BOONE COUNTY SPEC EDUC COOP	BELVIDERE	\$78,612	12/20/2013
04-101-1400-61(00)	WINNEBAGO COUNTY SPEC EDUC C	ROCKTON	\$87,772	12/24/2013
09-010-0040-26(00)	CHAMPAIGN CUSD 4	CHAMPAIGN	\$94,274	12/17/2013
19-022-0150-61(00)	COOP ASSOC FOR SPEC EDUC	GLEN ELLYN	\$137,730	12/24/2013
19-022-0660-61(00)	SCH ASSOC SPEC ED DUPAGE SA	NAPERVILLE	\$265,123	12/24/2013
19-022-8020-60(00)	NORTH DUPAGE SP ED COOPERATIVE	ROSELLE	\$104,988	12/11/2013
31-045-0460-22(00)	SCHOOL DISTRICT U-46	ELGIN	\$193,771	12/30/2013
32-038-8010-60(00)	IROQUOIS SPECIAL EDUC ASSN	CRESCENT CITY	\$32,735	12/03/2013
34-049-8250-60(00)	SPEC EDUC DIST LAKE COUNTY	GAGES LAKE	\$655,925	12/16/2013
48-072-1500-25(00)	BOARD OF EDUCATION CITY OF	PEORIA	\$210,718	12/09/2013
56-099-2020-22(00)	PLAINFIELD SD 202	PLAINFIELD	\$44,761	12/17/2013
			<u>\$1,906,409</u>	

**Program: 2014 - 4620, Fed. - Sp. Ed. - I.D.E.A. - Flow Through**

<u>RCDT</u>	<u>District Name</u>	<u>City</u>	<u>Budget Amt</u>	<u>Approval Date</u>
06-016-0980-02(00)	COUNTY OF COOK SCHOOL DIST 98	BERWYN	\$689,243	12/18/2013
15-016-9000-90(00)	HORIZON SCIENCE ACAD-MCKINLEY PK	CHICAGO	\$56,598	12/12/2013
15-016-9010-90(00)	HORIZON SCIENCE ACAD-BELMONT	CHICAGO	\$37,732	12/11/2013
19-022-1810-04(00)	COMM CONS SCH DIST 181	BURR RIDGE	\$786,646	12/03/2013
34-049-9000-90(00)	PRAIRIE CROSSING CHARTER SCHOOL	GRAYSLAKE	\$61,598	12/12/2013
			<u>\$1,631,817</u>	

**Program: 2014 - 4630, Fed. - Sp. Ed. - I.D.E.A. - Discretionary**

<u>RCDT</u>	<u>District Name</u>	<u>City</u>	<u>Budget Amt</u>	<u>Approval Date</u>
34-049-8040-60(03)	NORTHERN SUBURBAN SPEC ED DIST	HIGHLAND PARK	\$30,000	12/19/2013
			<u>\$30,000</u>	

**ILLINOIS STATE BOARD OF EDUCATION  
FUNDING AND DISBURSEMENT SERVICES DIVISION  
100 NORTH FIRST STREET, SPRINGFIELD, IL 62777**

**Approved Grants Less Than 1 Million**

Thru Date:(12/01/2013-12/31/2013)

**Program: 2014 - 4901, Race To The Top**

<u>RCDT</u>	<u>District Name</u>	<u>City</u>	<u>Budget Amt</u>	<u>Approval Date</u>
01-075-0120-26(IM)	WESTERN COMMUNITY UNIT SD 12	BARRY	\$15,132	12/31/2013
05-016-2110-17(00)	TOWNSHIP HSD 211	PALATINE	\$32,195	12/26/2013
05-016-2110-17(IM)	TOWNSHIP HSD 211	PALATINE	\$49,245	12/11/2013
15-016-5405-51(4E)	NORTHEASTERN ILLINOIS UNIVERSITY	CHICAGO	\$4,166	12/13/2013
15-016-5405-51(4M)	NORTHEASTERN ILLINOIS UNIVERSITY	CHICAGO	\$4,000	12/13/2013
17-064-5450-51(4E)	ILLINOIS STATE UNIVERSITY	NORMAL	\$4,166	12/13/2013
17-064-5450-51(4M)	ILLINOIS STATE UNIVERSITY	NORMAL	\$4,000	12/13/2013
26-062-5440-51(4M)	WESTERN ILLINOIS UNIVERSITY	MACOMB	\$4,000	12/13/2013
30-039-5400-51(4E)	SOUTHERN ILL UNIV-CARBONDALE	CARBONDALE	\$4,166	12/13/2013
30-039-5400-51(4M)	SOUTHERN ILL UNIV-CARBONDALE	CARBONDALE	\$4,000	12/13/2013
32-046-2590-04(00)	PEMBROKE CCSD 259	HOPKINS PARK	\$13,275	12/26/2013
41-057-029P-00(4E)	SOUTHERN ILL UNIV-EDWARDSVILLE	EDWARDSVILLE	\$4,166	12/13/2013
41-057-029P-00(4M)	SOUTHERN ILL UNIV-EDWARDSVILLE	EDWARDSVILLE	\$4,000	12/13/2013
50-082-1890-22(IM)	BOARD OF EDUCATION SD 189	EAST ST LOUIS	\$17,923	12/26/2013
55-098-0050-26(IM)	COMMUNITY UNIT SCHOOL DISTRICT	STERLING	\$8,887	12/31/2013
56-099-033P-00(4E)	LEWIS UNIVERSITY	ROMEORVILLE	\$4,166	12/18/2013
56-099-033P-00(4M)	LEWIS UNIVERSITY	ROMEORVILLE	\$4,000	12/18/2013
64-108-6790-51(4E)	EASTERN ILLINOIS UNIVERSITY	CHARLESTON	\$4,166	12/13/2013
64-108-6790-51(4M)	EASTERN ILLINOIS UNIVERSITY	CHARLESTON	\$4,000	12/13/2013
65-108-5365-51(4E)	NATIONAL LOUIS UNIVERSITY	CHICAGO	\$4,166	12/24/2013
65-108-5365-51(4M)	NATIONAL LOUIS UNIVERSITY	CHICAGO	\$3,998	12/24/2013
65-108-5420-51(4E)	ELMHURST COLLEGE		\$4,165	12/18/2013
65-108-5420-51(4M)	ELMHURST COLLEGE		\$4,000	12/18/2013
65-108-5730-51(4M)	ILLINOIS INSTITUTE OF TECHNO	CHICAGO	\$4,000	12/16/2013
65-108-8095-51(4E)	NORTH CENTRAL COLLEGE	NAPERVILLE	\$4,166	12/24/2013
65-108-8095-51(4M)	NORTH CENTRAL COLLEGE	NAPERVILLE	\$4,000	12/24/2013
			<b>\$218,148</b>	

**Program: 2014 - 4905, Title III - Immigrant Education Program (IEP)**

<u>RCDT</u>	<u>District Name</u>	<u>City</u>	<u>Budget Amt</u>	<u>Approval Date</u>
05-016-0630-02(00)	EAST MAINE SD 63	DES PLAINES	\$48,000	12/23/2013
07-016-1275-02(00)	CHICAGO RIDGE SD 1275	CHICAGO RIDGE	\$20,100	12/10/2013
30-039-0950-02(00)	CARBONDALE ESD 95	CARBONDALE	\$4,950	12/20/2013
48-072-3230-26(00)	DUNLAP CUSD 323	PEORIA	\$6,450	12/10/2013
			<b>\$79,500</b>	

**Program: 2014 - 4909, Title III - Lang Inst Prog-Limited Eng LIPLEP**

<u>RCDT</u>	<u>District Name</u>	<u>City</u>	<u>Budget Amt</u>	<u>Approval Date</u>
04-004-1000-26(00)	BELVIDERE CUSD 100	BELVIDERE	\$156,794	12/04/2013
04-004-2000-26(00)	NORTH BOONE CUD 200	POPLAR GROVE	\$17,550	12/03/2013
05-016-0210-04(00)	WHEELING C C SCHOOL DIST 21	WHEELING	\$511,128	12/19/2013
05-016-0630-02(00)	EAST MAINE SD 63	DES PLAINES	\$230,343	12/23/2013
05-016-0700-02(00)	MORTON GROVE SD 70	MORTON GROVE	\$40,036	12/02/2013
06-016-0830-02(00)	COOK CNTY BD EDUCATION 083	FRANKLIN PARK	\$154,141	12/10/2013
06-016-0870-02(00)	BERKELEY SD 87	BERKELEY	\$123,668	12/13/2013
06-016-1020-02(00)	COOK CO SCHOOL DIST 102	LA GRANGE PAR	\$21,150	12/03/2013
06-016-1030-02(00)	LYONS SD 103	LYONS	\$113,972	12/11/2013

**ILLINOIS STATE BOARD OF EDUCATION  
FUNDING AND DISBURSEMENT SERVICES DIVISION  
100 NORTH FIRST STREET, SPRINGFIELD, IL 62777**

**Approved Grants Less Than 1 Million**

**Thru Date:(12/01/2013-12/31/2013)**

06-016-1050-02(00)	LA GRANGE SD 105	LAGRANGE	\$44,110	12/03/2013
07-016-1090-02(00)	INDIAN SPRINGS SD 109	JUSTICE	\$93,769	12/30/2013
07-016-1100-02(00)	CENTRAL STICKNEY SD 110	CHICAGO	\$17,850	12/09/2013
07-016-1110-02(00)	SCHOOL DISTRICT 111	BURBANK	\$167,691	12/04/2013
07-016-1220-02(00)	COUNTY OF COOK SCHOOL DIST 122	OAK LAWN	\$78,820	12/30/2013
07-016-1270-02(00)	WORTH SD 127	WORTH	\$27,946	12/10/2013
07-016-1275-02(00)	CHICAGO RIDGE SD 1275	CHICAGO RIDGE	\$57,343	12/10/2013
07-016-1440-02(00)	PRAIRIE-HILLS ELEM SD 144	MARKHAM	\$12,900	12/30/2013
07-016-1560-02(00)	COOK COUNTY SD 156	CALUMET CITY	\$21,290	12/09/2013
07-016-1670-02(00)	BROOKWOOD SD 167	GLENWOOD	\$29,895	12/17/2013
07-016-1940-02(00)	STEGER SD194	STEGER	\$15,489	12/30/2013
07-016-2170-16(00)	ARGO CHSD 217	SUMMIT	\$2,252	12/05/2013
07-016-2180-16(00)	COMMUNITY HIGH SCHOOL DIST 218	OAK LAWN	\$38,277	12/12/2013
16-019-4240-26(00)	GENOA KINGSTON CUSD 424	GENOA	\$21,836	12/19/2013
16-019-4270-26(00)	SYCAMORE CUSD 427	SYCAMORE	\$23,920	12/03/2013
19-022-0160-02(00)	QUEEN BEE SD 16	GLENDALE HTS	\$125,035	12/20/2013
19-022-0330-02(00)	WEST CHICAGO SD 33	WEST CHICAGO	\$577,429	12/03/2013
19-022-0440-02(00)	LOMBARD SD 44	LOMBARD	\$71,731	12/13/2013
19-022-0450-02(00)	VILLA PARK SD 45	VILLA PARK	\$92,100	12/23/2013
19-022-0940-16(00)	COMMUNITY HIGH SCHOOL DIST 94	WEST CHICAGO	\$29,114	12/12/2013
19-022-1810-04(00)	COMM CONS SCH DIST 181	BURR RIDGE	\$3,346	12/11/2013
30-039-0950-02(00)	CARBONDALE ESD 95	CARBONDALE	\$26,100	12/20/2013
30-039-1400-04(00)	UNITY POINT CCSD 140	CARBONDALE	\$12,300	12/06/2013
31-045-1010-22(00)	BATAVIA USD 101	BATAVIA	\$31,050	12/16/2013
31-045-1290-22(00)	AURORA WEST SCHOOL DIST 129	AURORA	\$251,596	12/13/2013
31-045-1310-22(00)	SCHOOL DIST 131 KANE CO	AURORA	\$877,742	12/17/2013
31-045-3030-26(00)	COMMUNITY UNIT SCHOOL DIST 303	SAINT CHARLES	\$79,473	12/23/2013
34-049-0750-02(00)	COUNTY OF LAKE SCHOOL DIST 75	MUNDELEIN	\$88,527	12/10/2013
44-063-0470-04(00)	CRYSTAL LAKE CCSD 47	CRYSTAL LAKE	\$87,537	12/19/2013
44-063-0500-26(00)	HARVARD CUSD 50	HARVARD	\$102,600	12/18/2013
48-072-3230-26(00)	DUNLAP CUSD 323	PEORIA	\$28,827	12/10/2013
49-081-0400-22(00)	MOLINE USD 40	MOLINE	\$131,244	12/11/2013
56-099-088A-02(00)	RICHLAND SD 88A	CREST HILL	\$19,700	12/13/2013
56-099-201U-26(00)	CRETE-MONEE SD 201-U	CRETE	\$10,350	12/05/2013
			<hr/>	
			<b>\$4,667,971</b>	

**Program: 2014 - 4920, McKinney Education for Homeless Children**

<u>RCDT</u>	<u>District Name</u>	<u>City</u>	<u>Budget Amt</u>	<u>Approval Date</u>
21-000-0000-00(00)	REGIONAL OFFICE OF EDUCATION21	BENTON	\$226,430	12/11/2013
			<hr/>	
			<b>\$226,430</b>	

**Program: 2014 - 4932, Title II - Teacher Quality**

<u>RCDT</u>	<u>District Name</u>	<u>City</u>	<u>Budget Amt</u>	<u>Approval Date</u>
02-002-0010-22(00)	CAIRO SD 1	CAIRO	\$135,082	12/05/2013
02-091-0430-04(00)	COUNTY OF UNION SCH DIST NO 43	JONESBORO	\$23,279	12/12/2013
04-004-2000-26(00)	NORTH BOONE CUD 200	POPLAR GROVE	\$28,156	12/09/2013
04-101-1400-04(00)	ROCKTON SD 140	ROCKTON	\$23,528	12/02/2013
05-016-0250-02(00)	ARLINGTON HEIGHTS SD 25	ARLINGTON HEIG	\$112,310	12/09/2013
05-016-0290-02(00)	SUNSET RIDGE SD 29	NORTHFIELD	\$13,771	12/09/2013
05-016-0380-02(00)	KENILWORTH SD 38	KENILWORTH	\$6,984	12/16/2013

**ILLINOIS STATE BOARD OF EDUCATION  
FUNDING AND DISBURSEMENT SERVICES DIVISION  
100 NORTH FIRST STREET, SPRINGFIELD, IL 62777**

**Approved Grants Less Than 1 Million**

**Thru Date:(12/01/2013-12/31/2013)**

05-016-0620-04(00)	COMMUNITY CONS SCH DIST 62	DES PLAINES	\$151,367	12/02/2013
05-016-0730-02(00)	EAST PRAIRIE SD 73	SKOKIE	\$7,892	12/02/2013
06-016-0780-02(00)	BOARD OF EDUCATION DIST 78	ROSEMONT	\$8,132	12/05/2013
06-016-0800-02(00)	BOARD OF EDUCATION DISTRICT 80	NORRIDGE	\$26,546	12/02/2013
06-016-0830-02(00)	COOK CNTY BD EDUCATION 083	FRANKLIN PARK	\$80,526	12/09/2013
06-016-1020-02(00)	COOK CO SCHOOL DIST 102	LA GRANGE PAR	\$71,048	12/06/2013
06-016-1030-02(00)	LYONS SD 103	LYONS	\$61,261	12/23/2013
06-016-2010-17(00)	COOK COUNTY HSD 201	CICERO	\$293,843	12/16/2013
06-016-2340-16(00)	SCHOOL DIST 234 RIDGEWOOD HIGH	NORRIDGE	\$13,015	12/04/2013
07-016-1110-02(00)	SCHOOL DISTRICT 111	BURBANK	\$159,495	12/30/2013
07-016-113A-02(00)	LEMONT-BROMBEREK CSD 113A	LEMONT	\$41,498	12/10/2013
07-016-1240-02(00)	EVERGREEN PARK ESD 124	EVERGREEN PA	\$94,289	12/05/2013
07-016-1270-02(00)	WORTH SD 127	WORTH	\$51,008	12/30/2013
07-016-1350-02(00)	ORLAND SD 135	ORLAND PARK	\$107,961	12/18/2013
07-016-1420-02(00)	FOREST RIDGE SD 142	OAK FOREST	\$43,339	12/05/2013
07-016-1430-02(00)	SCHOOL DISTRICT 143 COOK COUNTY	MIDLOTHIAN	\$75,637	12/30/2013
07-016-1470-02(00)	W HARVEY-DIXMOOR PUB SD 147	HARVEY	\$182,835	12/17/2013
07-016-1490-02(00)	DOLTON CUSD 149	CALUMET CITY	\$169,671	12/05/2013
07-016-1510-02(00)	COOK COUNTY SCHOOL DIST 151	SOUTH HOLLAN	\$75,956	12/17/2013
07-016-1560-02(00)	COOK COUNTY SD 156	CALUMET CITY	\$60,342	12/17/2013
07-016-1580-02(00)	LANSING SD 158	LANSING	\$55,161	12/17/2013
07-016-1610-02(00)	FLOSSMOOR SD 161	FLOSSMOOR	\$74,680	12/18/2013
07-016-1620-02(00)	MATTESON SCHOOL DISTRICT 162	RICHTON PARK	\$62,149	12/10/2013
07-016-1690-02(00)	FORD HEIGHTS SD 169	FORD HEIGHTS	\$141,689	12/18/2013
07-016-2180-16(00)	COMMUNITY HIGH SCHOOL DIST 218	OAK LAWN	\$134,922	12/17/2013
07-016-2310-16(00)	EVERGREEN PARK CHSD 231	EVERGREEN PA	\$15,194	12/30/2013
08-089-2030-26(00)	ORANGEVILLE SCHOOL DISTRICT 203	ORANGEVILLE	\$22,608	12/06/2013
09-010-0030-26(00)	COMMUNITY UNIT SCHOOL DIST 3	MAHOMET	\$62,502	12/03/2013
10-068-0220-26(00)	NOKOMIS CUSD 22	NOKOMIS	\$47,599	12/18/2013
11-023-0950-25(00)	SCHOOL DISTRICT NO 95	PARIS	\$89,937	12/05/2013
12-080-0010-26(00)	EAST RICHLAND CUSD 1	OLNEY	\$115,173	12/10/2013
13-058-4010-26(00)	SOUTH CENTRAL CUSD 401	KINMUNDY	\$36,547	12/30/2013
16-019-4250-26(00)	COMMUNITY UNIT DIST 425	SHABBONA	\$31,297	12/30/2013
16-019-4270-26(00)	SYCAMORE CUSD 427	SYCAMORE	\$69,403	12/30/2013
17-053-0740-27(00)	FLANAGAN-CORNELL UNIT DIST 74	FLANAGAN	\$12,273	12/05/2013
17-064-0040-26(00)	HEYWORTH CUSD 4	HEYWORTH	\$17,958	12/11/2013
17-064-0050-26(00)	MCLEAN COUNTY UD 5	NORMAL	\$317,020	12/17/2013
17-064-0070-26(00)	LEXINGTON CUSD 7	LEXINGTON	\$18,699	12/17/2013
19-022-0020-02(00)	BENSENVILLE ELEM SCH DIST 2	BENSENVILLE	\$64,082	12/04/2013
19-022-0130-02(00)	BLOOMINGDALE SD 13	BLOOMINGDALE	\$37,683	12/16/2013
20-024-0010-26(00)	EDWARDS COUNTY CUSD 1	ALBION	\$34,255	12/05/2013
20-030-0070-26(00)	GALLATIN CUSD 7	JUNCTION	\$67,684	12/12/2013
20-076-0010-26(00)	POPE CO CUD 1	GOLCONDA	\$45,174	12/12/2013
20-083-0040-26(00)	ELDORADO CUSD 4	ELDORADO	\$75,528	12/10/2013
20-093-3480-26(00)	WABASH CUSD 348	MOUNT CARMEL	\$89,467	12/17/2013
20-096-1120-04(00)	FAIRFIELD PSD 112	FAIRFIELD	\$43,835	12/12/2013
21-000-0000-00(00)	REGIONAL OFFICE OF EDUCATION21	BENTON	\$1,635	12/05/2013
21-028-1960-26(00)	SESSER-VALIER CUSD 196	SESSER	\$35,834	12/17/2013
24-032-0010-26(00)	COAL CITY CUSD 1	COAL CITY	\$37,142	12/30/2013

**ILLINOIS STATE BOARD OF EDUCATION  
FUNDING AND DISBURSEMENT SERVICES DIVISION**  
100 NORTH FIRST STREET, SPRINGFIELD, IL 62777

**Approved Grants Less Than 1 Million**

**Thru Date:(12/01/2013-12/31/2013)**

24-032-002C-02(00)	MAZON-VERONA-KINSMAN ESD 2C	MAZON	\$12,456	12/30/2013
24-032-024C-04(00)	NETTLE CREEK CCSD 24C	MORRIS	\$2,010	12/17/2013
24-032-0540-02(00)	MORRIS SD 54	MORRIS	\$44,839	12/05/2013
24-032-072C-04(00)	GARDNER CCSD 72C	GARDNER	\$7,117	12/12/2013
24-032-0750-02(00)	BRACEVILLE SD 75	BRACEVILLE	\$18,909	12/05/2013
24-032-1010-16(00)	MORRIS CHSD 101	MORRIS	\$23,680	12/30/2013
24-047-0660-04(00)	NEWARK CCSD 66	NEWARK	\$5,737	12/12/2013
24-047-0900-04(00)	LISBON CCSD 90	NEWARK	\$2,597	12/18/2013
25-000-0000-00(00)	REGIONAL OFFICE OF EDUCATION25	MOUNT VERNON	\$567	12/05/2013
25-041-0040-04(00)	WOODLAWN CCSD 4	WOODLAWN	\$13,148	12/05/2013
25-041-0050-04(00)	COUNTY OF JEFFERSON	OPDYKE	\$14,791	12/10/2013
25-041-0060-04(00)	GRAND PRAIRIE CCSD 6	CENTRALIA	\$5,916	12/05/2013
25-041-0070-04(00)	DODDS COMM CONS SCHOOL DIST	MOUNT VERNON	\$7,675	12/30/2013
25-041-0800-02(00)	MT VERNON CITY SCHOOL 80	MOUNT VERNON	\$175,237	12/10/2013
25-041-2010-17(00)	MT VERNON TWP HSD 201	MOUNT VERNON	\$73,626	12/10/2013
27-094-3040-26(00)	UNITED CUSD 304	MONMOUTH	\$48,924	12/04/2013
28-006-0990-04(00)	SPRING VALLEY CCSD 99	SPRING VALLEY	\$24,818	12/12/2013
28-006-3030-26(00)	LAMOILLE CUSD 303	LA MOILLE	\$9,742	12/12/2013
28-006-5000-15(00)	PRINCETON TWP HSD 500	PRINCETON	\$17,596	12/12/2013
28-037-1900-02(00)	COLONA SD 190	COLONA	\$40,135	12/12/2013
28-037-2250-26(00)	ALWOOD CUSD 225	WOODHULL	\$14,053	12/18/2013
28-037-2300-26(00)	WETHERSFIELD CUSD 230	KEWANEE	\$32,298	12/30/2013
30-039-0860-03(00)	DESOTO CCSD 86	DESOTO	\$18,582	12/05/2013
30-039-1400-04(00)	UNITY POINT CCSD 140	CARBONDALE	\$48,479	12/12/2013
30-039-1760-26(00)	TRICO CUSD 176	CAMPBELL HILL	\$58,132	12/05/2013
30-039-1860-26(00)	COUNTY OF JACKSON	MURPHYSBORO	\$186,668	12/10/2013
31-045-3000-26(00)	COMMUNITY UNIT SCHOOL DIST 300	CARPENTERSVIL	\$497,414	12/10/2013
31-045-3010-26(00)	CENTRAL CUSD 301	BURLINGTON	\$39,073	12/30/2013
31-045-3020-26(00)	KANELAND CUSD 302	MAPLE PARK	\$44,712	12/30/2013
31-045-3030-26(00)	COMMUNITY UNIT SCHOOL DIST 303	SAINT CHARLES	\$194,754	12/30/2013
32-038-2490-26(00)	CRESCENT-IROQUOIS CUSD 249	CRESCENT CITY	\$4,873	12/17/2013
32-046-0020-26(00)	HERSCHER CUSD 2	HERSCHER	\$44,162	12/17/2013
34-049-0060-02(00)	ZION ESD 6	ZION	\$205,324	12/16/2013
34-049-0670-05(00)	LAKE FOREST SD 67	LAKE FOREST	\$50,172	12/06/2013
34-049-0960-04(00)	KILDEER COUNTRYSIDE CCSD 96	BUFFALO GROV	\$64,772	12/05/2013
34-049-1020-04(00)	APTAKISIC-TRIPP CCSD 102	BUFFALO GROV	\$37,546	12/04/2013
34-049-1150-16(00)	LAKE FOREST CHSD 115	LAKE FOREST	\$28,201	12/24/2013
34-049-1260-17(00)	ZION-BENTON THSD 126	ZION	\$85,354	12/12/2013
35-000-0000-00(00)	REGIONAL OFFICE OF EDUCATION35	OTTAWA	\$478	12/05/2013
35-050-0950-04(00)	SCHOOL DIST 95 LASALLE COUNTY	GRAND RIDGE	\$11,236	12/12/2013
35-050-1200-17(00)	LASALLE-PERU TOWNSHIP HIGH	LA SALLE	\$45,666	12/12/2013
35-050-1250-02(00)	OGLESBY ESD 125	OGLESBY	\$20,336	12/05/2013
35-050-1410-02(00)	OTTAWA ESD 141	OTTAWA	\$91,005	12/10/2013
35-050-1950-04(00)	WALLACE CCSD 195	OTTAWA	\$11,954	12/18/2013
35-050-2100-04(00)	MILLER TWP CCSD 210	MARSEILLES	\$9,302	12/17/2013
35-050-2300-04(00)	RUTLAND CCSD 230	OTTAWA	\$4,398	12/30/2013
35-050-2800-17(00)	COUNTY OF LASALLE SD 280	MENDOTA	\$22,408	12/05/2013
35-050-2890-04(00)	MENDOTA COMMUNITY CONS SD 289	MENDOTA	\$85,755	12/10/2013
38-054-0230-26(00)	MOUNT PULASKI CUD 23	MOUNT PULASKI	\$48,069	12/18/2013

**ILLINOIS STATE BOARD OF EDUCATION  
FUNDING AND DISBURSEMENT SERVICES DIVISION  
100 NORTH FIRST STREET, SPRINGFIELD, IL 62777**

**Approved Grants Less Than 1 Million**

**Thru Date:(12/01/2013-12/31/2013)**

38-054-0270-02(00)	LINCOLN ESD 27	LINCOLN	\$86,567	12/18/2013
38-054-0880-02(00)	NEW HOLLAND MIDDLETOWN EDS 88	MIDDLETOWN	\$13,212	12/12/2013
38-060-1890-26(00)	ILLINI CENTRAL SCHOOL DIST 189	MASON CITY	\$36,084	12/18/2013
38-060-1910-26(00)	MIDWEST CENTRAL CUD 191	MANITO	\$52,035	12/05/2013
38-065-2000-26(00)	GREENVIEW CUSD 200	GREENVIEW	\$18,277	12/05/2013
39-055-0010-26(00)	ARGENTA-OREANA CUSD 1	ARGENTA	\$29,394	12/05/2013
41-057-0090-26(00)	GRANITE CITY CUSD 9	GRANITE CITY	\$454,517	12/17/2013
44-063-0150-04(00)	MC HENRY CCSD 15	MC HENRY	\$121,774	12/27/2013
44-063-0470-04(00)	CRYSTAL LAKE CCSD 47	CRYSTAL LAKE	\$193,672	12/05/2013
44-063-0500-26(00)	HARVARD CUSD 50	HARVARD	\$73,721	12/10/2013
44-063-1580-22(00)	HUNTLEY SCHOOL DISTRICT NO 158	ALGONQUIN	\$43,439	12/03/2013
44-063-2000-26(00)	COMMUNITY UNIT SCHOOL DIST 200	WOODSTOCK	\$172,099	12/03/2013
45-079-1380-26(00)	STEELEVILLE CUSD 138	STEELEVILLE	\$13,498	12/30/2013
47-071-2310-04(00)	ROCHELLE CCD 231	ROCHELLE	\$65,479	12/16/2013
48-072-0680-02(00)	OAK GROVE SD 68	BARTONVILLE	\$21,232	12/02/2013
49-081-1000-26(00)	RIVERDALE CUSD 100	PORT BYRON	\$34,286	12/05/2013
50-082-0190-26(00)	MASCOUTAH CUD 19	MASCOUTAH	\$86,765	12/12/2013
50-082-1180-02(00)	BELLEVILLE SD 118	BELLEVILLE	\$150,223	12/12/2013
50-082-1880-22(00)	BROOKLYN UD 188	LOVEJOY	\$32,473	12/12/2013
51-084-0010-26(00)	TRI CITY CUSD 1	BUFFALO	\$23,283	12/12/2013
51-084-0160-26(00)	COMMUNITY UNIT DISTRICT NO 16	NEW BERLIN	\$35,129	12/05/2013
53-090-0510-02(00)	CENTRAL SD 51	WASHINGTON	\$10,811	12/30/2013
53-090-0860-02(00)	EAST PEORIA SD 86	EAST PEORIA	\$85,617	12/05/2013
53-090-1020-02(00)	SCHOOL DIST NO 102	MARQUETTE HE	\$13,574	12/12/2013
53-090-7090-26(00)	MORTON CUSD 709	MORTON	\$56,555	12/12/2013
54-092-0070-26(00)	ROSSVILLE-ALVIN CSD 7	ROSSVILLE	\$16,321	12/24/2013
54-092-0760-26(00)	OAKWOOD CUSD 76	OAKWOOD	\$35,066	12/05/2013
54-092-2250-17(00)	ARMSTRONG TWP HSD 225	ARMSTRONG	\$8,535	12/24/2013
55-098-3010-17(00)	WHITESIDE COUNTY SCHL DIST 301	ROCK FALLS	\$25,221	12/05/2013
56-099-0170-02(00)	CHANNAHON SD 17	CHANNAHON	\$18,200	12/10/2013
56-099-030C-04(00)	TROY CCSD 30C	PLAINFIELD	\$57,805	12/18/2013
56-099-0920-02(00)	WILL COUNTY SD 92	LOCKPORT	\$44,398	12/12/2013
56-099-1220-02(00)	NEW LENOX SD 122	NEW LENOX	\$77,697	12/12/2013
56-099-1590-02(00)	MOKENA SD 159	MOKENA	\$50,343	12/12/2013
56-099-201U-26(00)	CRETE-MONEE SD 201-U	CRETE	\$166,085	12/30/2013
56-099-2020-22(00)	PLAINFIELD SD 202	PLAINFIELD	\$293,391	12/05/2013
56-099-207U-26(00)	PEOTONE CUSD 207U	PEOTONE	\$31,207	12/18/2013
65-108-9020-80(00)	UNIVERSITY OF ILLINOIS LAB SCH	URBANA	\$2,704	12/30/2013
			<hr/>	
			<b>\$9,281,286</b>	

**Program: 2014 - 4935, Title II - Teacher Quality - Leadership Grant**

<u>RCDT</u>	<u>District Name</u>	<u>City</u>	<u>Budget Amt</u>	<u>Approval Date</u>
06-000-0000-00(02)	INTERMEDIATE SERVICE CENTER 2	LA GRANGE	\$62,430	12/18/2013
08-000-0000-00(02)	REGIONAL OFFICE OF EDUCATION08	FREEPORT	\$3,495	12/12/2013
			<hr/>	
			<b>\$65,925</b>	

**Program: 2014 - 4999, Other Federal Programs**

<u>RCDT</u>	<u>District Name</u>	<u>City</u>	<u>Budget Amt</u>	<u>Approval Date</u>
65-108-0160-51(00)	THE CENTER RESOURCES FOR	ARLINGTON HTS	\$342,000	12/12/2013

ILLINOIS STATE BOARD OF EDUCATION  
FUNDING AND DISBURSEMENT SERVICES DIVISION  
100 NORTH FIRST STREET, SPRINGFIELD, IL 62777  
**Approved Grants Less Than 1 Million**  
Thru Date:(12/01/2013-12/31/2013)

---

**\$342,000**

---