




ILLINOIS STATE BOARD OF EDUCATION MEETING
July 2014

TO: Illinois State Board of Education

FROM: Christopher A. Koch, Ed.D., State Superintendent of Education 
Robert Wolfe, Chief Financial Officer 
Donald W. Evans, Chief Operating Officer 

Agenda Topic: Information Item: SBE Fiscal & Administrative Monthly Reports

Materials: Appropriation and Spending by Program – FY14
Financial Status Report (contract & grant detail) – FY14
Comparative Statement of Expenditures – FY14
Monthly Headcount Graph, Staff Detail, 10-yr Headcount History Graph
Contract & Grant Awards Under \$1 million - FY14

Purpose of Agenda Item

To provide the Board standard reports with key information on fiscal and administrative activities of the state Agency.

Relationship to/Implications for the State Board's Strategic Plan

Not applicable – informational purposes only.

Expected Outcome(s) of Agenda Item

Not applicable – informational purposes only.

Background Information

In June 2002, the State Board adopted bylaws outlining a new committee structure under which fiscal, audit and operations issues will be handled by the Finance and Audit Committee. The Superintendent requested that the Agency organize and standardize the financial and Headcount data provided to the Board for their future policy work and decision making.

Currently, the following reports are provided:

1. Budget (annually in January)
2. Appropriation and Expenditure (monthly)
3. Financial Status Report – Contract/Grant Detail (monthly)
4. Contract & Grant Awards Under \$1 Million (monthly)
5. Comparative Statement of Expenditures (monthly)
6. Headcount Reports (monthly)

Headcount History Graph, Staff Detail by Division, & Monthly Headcount Graph

Analysis and Implications for Policy, Budget, Legislative Action and Communications

The monthly or Quarterly Fiscal and Headcount Reports were first provided to the Board in August 2002. These reports provide information regarding staffing and funding as well as details of contracts over \$50,000 and grants the Agency is processing.

At the request of the Board at the December 2011 meeting, a Contract & Grant Award Report under \$1 million has been added to the SBE Fiscal & Administrative Monthly Reports package.

Superintendent's Recommendation

None needed.

Next Steps

Continue to provide these reports pursuant to schedule above.

Illinois State Board of Education
2014 Appropriation & Spending by Program 07/01/2013 thru 6/30/2014

(Dollars in Thousands)

Initiatives	Appropriation			YTD Expenditures		
	Total	Grants	Admin	Total	Grants	Admin
STATE						
Distributive Grants	<u>\$6,195,046.6</u>	<u>\$6,195,046.6</u>	<u>\$0.0</u>	<u>\$6,149,407.5</u>	<u>\$6,149,407.5</u>	<u>\$0.0</u>
General State Aid	\$4,442,198.3	\$4,442,198.3	\$0.0	\$4,442,198.3	\$4,442,198.3	\$0.0
District Consolidation Cost	\$2,900.0	\$2,900.0	\$0.0	\$2,847.4	\$2,847.4	\$0.0
Mandated Categoricals	<u>\$1,749,948.3</u>	<u>\$1,749,948.3</u>	<u>\$0.0</u>	<u>\$1,704,361.9</u>	<u>\$1,704,361.9</u>	<u>\$0.0</u>
Illinois Free Lunch/Breakfast	\$14,300.0	\$14,300.0	\$0.0	\$13,556.2	\$13,556.2	\$0.0
Orphanage Tuition 18-3 (Reg Ed)	\$12,000.0	\$12,000.0	\$0.0	\$7,104.0	\$7,104.0	\$0.0
Sp-Ed - Extraordinary Services	\$303,091.7	\$303,091.7	\$0.0	\$303,091.7	\$303,091.7	\$0.0
Sp-Ed - Orphanage Tuition 14-7.03	\$105,000.0	\$105,000.0	\$0.0	\$65,053.4	\$65,053.4	\$0.0
Sp-Ed - Personnel Reimbursement	\$439,061.8	\$439,061.8	\$0.0	\$439,061.7	\$439,061.7	\$0.0
Sp-Ed - Private Tuition	\$218,947.7	\$218,947.7	\$0.0	\$218,947.7	\$218,947.7	\$0.0
Sp-Ed - Summer School	\$10,100.0	\$10,100.0	\$0.0	\$10,100.0	\$10,100.0	\$0.0
Sp-Ed - Transportation	\$440,500.0	\$440,500.0	\$0.0	\$440,500.0	\$440,500.0	\$0.0
Transportation - Regular/Vocational	\$206,947.1	\$206,947.1	\$0.0	\$206,947.1	\$206,947.1	\$0.0
Standards - Assessment & Accountability	<u>\$27,400.0</u>	<u>\$0.0</u>	<u>\$27,400.0</u>	<u>\$24,660.1</u>	<u>\$0.0</u>	<u>\$24,660.1</u>
Assessments	\$27,400.0	\$0.0	\$27,400.0	\$24,660.1	\$0.0	\$24,660.1
Standards, Materials, Training for Teachers	\$0.0	\$0.0	\$0.0	\$0.0	\$0.0	\$0.0
Growth Model	\$0.0	\$0.0	\$0.0	\$0.0	\$0.0	\$0.0
System of Support	\$0.0	\$0.0	\$0.0	\$0.0	\$0.0	\$0.0
Ensuring Quality Ed Personnel	<u>\$2,000.0</u>	<u>\$2,000.0</u>	<u>\$0.0</u>	<u>\$1,998.7</u>	<u>\$1,998.7</u>	<u>\$0.0</u>
National Board Certification	\$1,000.0	\$1,000.0	\$0.0	\$998.7	\$998.7	\$0.0
Principal Mentoring Program	\$0.0	\$0.0	\$0.0	\$0.0	\$0.0	\$0.0
Teach for America	\$1,000.0	\$1,000.0	\$0.0	\$1,000.0	\$1,000.0	\$0.0
Teacher and Admin. Mentoring Program	\$0.0	\$0.0	\$0.0	\$0.0	\$0.0	\$0.0
Early Childhood	<u>\$300,192.4</u>	<u>\$296,462.4</u>	<u>\$3,730.0</u>	<u>\$293,255.6</u>	<u>\$290,125.2</u>	<u>\$3,130.4</u>
Academic Difficulty	<u>\$81,181.2</u>	<u>\$79,181.2</u>	<u>\$2,000.0</u>	<u>\$51,959.3</u>	<u>\$50,768.2</u>	<u>\$1,191.1</u>
Alternative Learning/Regional Safe Schools	\$6,300.0	\$6,300.0	\$0.0	\$6,300.0	\$6,300.0	\$0.0
Bilingual Education	\$63,381.2	\$61,381.2	\$2,000.0	\$34,166.8	\$32,975.8	\$1,191.1
Truant Alternative Optional Education	\$11,500.0	\$11,500.0	\$0.0	\$11,492.4	\$11,492.4	\$0.0
Learning Technologies	<u>\$2,500.0</u>	<u>\$1,257.6</u>	<u>\$1,242.4</u>	<u>\$2,482.4</u>	<u>\$1,257.6</u>	<u>\$1,224.9</u>
Technology for Success	\$2,500.0	\$1,257.6	\$1,242.4	\$2,482.4	\$1,257.6	\$1,224.9
Career Preparation	<u>\$39,312.1</u>	<u>\$39,312.1</u>	<u>\$0.0</u>	<u>\$38,703.2</u>	<u>\$38,703.2</u>	<u>\$0.0</u>
Agricultural Education	\$1,250.0	\$1,250.0	\$0.0	\$1,244.8	\$1,244.8	\$0.0

Career and Technical Education	\$38,062.1	\$38,062.1	\$0.0	\$37,458.3	\$37,458.3	\$0.0
Strategic Plan	<u>\$0.0</u>	<u>\$0.0</u>	<u>\$0.0</u>	<u>\$0.0</u>	<u>\$0.0</u>	<u>\$0.0</u>
Strategic Plan	\$0.0	\$0.0	\$0.0	\$0.0	\$0.0	\$0.0
Administration	<u>\$23,180.9</u>	<u>\$0.0</u>	<u>\$23,180.9</u>	<u>\$21,003.1</u>	<u>\$0.0</u>	<u>\$21,003.1</u>
Targeted Initiatives	<u>\$16,567.2</u>	<u>\$14,290.9</u>	<u>\$2,276.3</u>	<u>\$15,646.4</u>	<u>\$13,580.9</u>	<u>\$2,065.5</u>
Advanced Placement Classes	\$500.0	\$500.0	\$0.0	\$500.0	\$500.0	\$0.0
After School Matters	\$2,000.0	\$2,000.0	\$0.0	\$2,000.0	\$2,000.0	\$0.0
Arts and Foreign Language	\$0.0	\$0.0	\$0.0	\$0.0	\$0.0	\$0.0
Autism Project	\$100.0	\$100.0	\$0.0	\$100.0	\$100.0	\$0.0
Blind & Dyslexic	\$816.6	\$816.6	\$0.0	\$816.6	\$816.6	\$0.0
Childrens Mental Health Partnership	\$300.0	\$300.0	\$0.0	\$0.0	\$0.0	\$0.0
Community Residential Services Authority	\$592.3	\$0.0	\$592.3	\$531.0	\$0.0	\$531.0
East St. Louis School District 189	\$3,000.0	\$3,000.0	\$0.0	\$3,000.0	\$3,000.0	\$0.0
Educator Misconduct Investigations	\$184.0	\$0.0	\$184.0	\$34.5	\$0.0	\$34.5
IL Coalition Immigrant/Refugee Parent Mentor	\$1,000.0	\$1,000.0	\$0.0	\$1,000.0	\$1,000.0	\$0.0
Lowest Performing Schools	\$1,002.8	\$1,002.8	\$0.0	\$592.8	\$592.8	\$0.0
Materials Center for the Visually Impaired	\$1,421.1	\$1,421.1	\$0.0	\$1,421.1	\$1,421.1	\$0.0
Philip J. Rock Center & School	\$3,577.8	\$3,577.8	\$0.0	\$3,577.8	\$3,577.8	\$0.0
Tax Equivalent Grants	\$222.6	\$222.6	\$0.0	\$222.6	\$222.6	\$0.0
Emergency Financial Assistance Fund	\$1,500.0	\$0.0	\$1,500.0	\$1,500.0	\$0.0	\$1,500.0
Targeted Initiatives	\$350.0	\$350.0	\$0.0	\$350.0	\$350.0	\$0.0
NON STATE						
Regional Services	<u>\$14,695.0</u>	<u>\$14,695.0</u>	<u>\$0.0</u>	<u>\$13,619.8</u>	<u>\$13,619.8</u>	<u>\$0.0</u>
ROE - Bus Driver Training	\$70.0	\$70.0	\$0.0	\$70.0	\$70.0	\$0.0
ROE - Salaries	\$12,400.0	\$12,400.0	\$0.0	\$11,343.2	\$11,343.2	\$0.0
ROE - School Services	\$2,225.0	\$2,225.0	\$0.0	\$2,206.5	\$2,206.5	\$0.0
School Infrastructure Fund	<u>\$600.0</u>	<u>\$0.0</u>	<u>\$600.0</u>	<u>\$212.4</u>	<u>\$0.0</u>	<u>\$212.4</u>
School Infrastructure (Debt Admin)	\$600.0	\$0.0	\$600.0	\$212.4	\$0.0	\$212.4
Driver Education	<u>\$15,000.0</u>	<u>\$15,000.0</u>	<u>\$0.0</u>	<u>\$15,000.0</u>	<u>\$15,000.0</u>	<u>\$0.0</u>
Career Prep	<u>\$550.0</u>	<u>\$550.0</u>	<u>\$0.0</u>	<u>\$550.0</u>	<u>\$550.0</u>	<u>\$0.0</u>
Agricultural Education - Downstate Transit	\$550.0	\$550.0	\$0.0	\$550.0	\$550.0	\$0.0
Other Funds	<u>\$138,354.0</u>	<u>\$115,710.1</u>	<u>\$22,643.9</u>	<u>\$57,843.8</u>	<u>\$52,318.8</u>	<u>\$5,525.1</u>
After School Rescue Fund	\$200.0	\$200.0	\$0.0	\$0.0	\$0.0	\$0.0
Capital Development Fund-Sch Const.	\$25,000.0	\$25,000.0	\$0.0	\$0.0	\$0.0	\$0.0
Charter Schools Revolving Loan Fund	\$20.0	\$20.0	\$0.0	\$0.0	\$0.0	\$0.0
Emergency Financial Assistance Fund	\$16,140.0	\$16,140.0	\$0.0	\$1,302.5	\$1,302.5	\$0.0
Indirect Costs	\$7,015.2	\$500.0	\$6,515.2	\$2,536.3	\$0.0	\$2,536.3
ISBE - Special Purpose Trust Fund	\$8,484.8	\$165.0	\$8,319.8	\$173.5	\$165.0	\$8.5
ISBE Teacher Certificate Institute Fund	\$2,208.9	\$0.0	\$2,208.9	\$0.0	\$0.0	\$0.0

School Construction Maintenance Fund	\$67,285.1	\$67,285.1	\$0.0	\$46,937.8	\$46,937.8	\$0.0
School Technology Revolving Loan	\$5,000.0	\$5,000.0	\$0.0	\$3,514.6	\$3,514.6	\$0.0
State Charter School Commission	\$600.0	\$0.0	\$600.0	\$404.9	\$0.0	\$404.9
Teacher Certification Fee Revolving Fund	\$5,000.0	\$0.0	\$5,000.0	\$2,575.3	\$0.0	\$2,575.3
Technology Immersion - Build IL Bond Fund	\$0.0	\$0.0	\$0.0	\$0.0	\$0.0	\$0.0
Temporary Relocation Revolving Fund	\$1,400.0	\$1,400.0	\$0.0	\$398.8	\$398.8	\$0.0

FEDERAL

Federal Funds	<u>\$3,007,410.5</u>	<u>\$2,843,842.0</u>	<u>\$163,568.5</u>	<u>\$1,935,802.2</u>	<u>\$1,886,372.7</u>	<u>\$49,429.5</u>
Advanced Placement Fee Payment	\$3,099.1	\$3,000.0	\$99.1	\$2,191.7	\$2,191.7	\$0.0
ARRA - Education Jobs Fund	\$0.0	\$0.0	\$0.0	\$0.0	\$0.0	\$0.0
ARRA - Longitudinal Data Systems	\$10,000.0	\$0.0	\$10,000.0	\$1,087.7	\$0.0	\$1,087.7
ARRA - Race to the Top	\$42,800.0	\$15,672.0	\$27,128.0	\$7,800.3	\$5,316.3	\$2,484.0
ARRA - Title I	\$31,732.0	\$31,732.0	\$0.0	\$0.0	\$0.0	\$0.0
ARRA - Title I School Improvement (1003G)	\$41,668.0	\$41,668.0	\$0.0	\$27,316.2	\$27,316.2	\$0.0
ARRA - Title II Technology	\$0.0	\$0.0	\$0.0	\$0.0	\$0.0	\$0.0
Career & Technical Education	\$56,919.4	\$55,000.0	\$1,919.4	\$33,448.5	\$32,818.7	\$629.8
Career & Technical Education - Technical Prep	\$21.0	\$0.0	\$21.0	\$0.0	\$0.0	\$0.0
Charter Schools	\$9,000.0	\$9,000.0	\$0.0	\$0.0	\$0.0	\$0.0
Child Nutrition	\$737,015.2	\$725,000.0	\$12,015.2	\$685,182.3	\$679,134.7	\$6,047.5
Early Learning Challenge	\$27,640.5	\$612.0	\$27,028.5	\$645.6	\$237.9	\$407.7
Early Learning Challenge - DCFS	\$200.0	\$0.0	\$200.0	\$50.0	\$0.0	\$50.0
Early Learning Challenge - DHS	\$7,159.5	\$0.0	\$7,159.5	\$4,270.5	\$0.0	\$4,270.5
IDEA - Deaf Blind, Part C	\$500.0	\$500.0	\$0.0	\$234.2	\$234.2	\$0.0
IDEA - Improvement Plan	\$5,045.3	\$4,350.0	\$695.3	\$1,645.5	\$1,437.6	\$207.9
IDEA - Pre-School	\$25,898.5	\$25,000.0	\$898.5	\$13,495.5	\$13,036.5	\$459.0
Illinois Purchase Care Review Board	\$455.6	\$0.0	\$455.6	\$222.8	\$0.0	\$222.8
Individuals with Disabilities Educ. Act, Pt. B	\$716,578.4	\$700,000.0	\$16,578.4	\$405,610.0	\$396,290.0	\$9,320.0
IDEA - Bellefaire JCB	\$0.0	\$0.0	\$0.0	\$0.0	\$0.0	\$0.0
Integration of Schools & Mental Health Systems	\$0.0	\$0.0	\$0.0	\$0.0	\$0.0	\$0.0
Learn and Serve America	\$50.0	\$0.0	\$50.0	\$0.0	\$0.0	\$0.0
Longitudinal Data System	\$5,200.0	\$58.0	\$5,142.0	\$2,246.3	\$0.0	\$2,246.3
Math & Science Partnerships	\$14,633.0	\$14,000.0	\$633.0	\$2,677.8	\$2,534.5	\$143.4
National Center for Education Statistics	\$485.8	\$0.0	\$485.8	\$262.6	\$0.0	\$262.6
ONPAR	\$0.0	\$0.0	\$0.0	\$0.0	\$0.0	\$0.0
Spanish Language Assesment-SALSA	\$919.1	\$0.0	\$919.1	\$625.2	\$0.0	\$625.2
School Health Programs	\$1,160.6	\$0.0	\$1,160.6	\$49.9	\$0.0	\$49.9
Special Congressional Initiatives	\$5,000.0	\$5,000.0	\$0.0	\$0.0	\$0.0	\$0.0
Striving Readers	\$0.0	\$0.0	\$0.0	\$0.0	\$0.0	\$0.0
Title I - Basic Programs	\$824,382.8	\$813,415.0	\$10,967.7	\$548,437.0	\$544,452.3	\$3,984.7
Title I - Comprehensive School Reform	\$35.5	\$0.0	\$35.5	\$0.0	\$0.0	\$0.0
Title I - Education of Migratory Children	\$4,883.9	\$4,787.8	\$96.1	\$1,562.6	\$1,531.3	\$31.3
Title I - Even Start Family Literacy Programs	\$817.3	\$768.3	\$49.0	\$0.0	\$0.0	\$0.0
Title I - Neglected and Delinquent	\$2,207.6	\$2,111.1	\$96.5	\$587.0	\$574.0	\$13.0
Title I - School Improvement	\$114,118.4	\$108,917.8	\$5,200.6	\$32,229.0	\$30,889.3	\$1,339.7
Title II - Enhance Ed through Technology	\$105.0	\$0.0	\$105.0	\$0.0	\$0.0	\$0.0
Title II - Quality Teachers	\$163,299.3	\$157,000.0	\$6,299.3	\$88,688.6	\$86,548.3	\$2,140.3

Title III - English Language Acquisition	\$47,596.1	\$45,250.0	\$2,346.1	\$20,657.1	\$19,910.8	\$746.3
Title IV - 21st Century Schools	\$76,371.6	\$74,000.0	\$2,371.6	\$40,296.2	\$39,040.2	\$1,256.0
Title IV - Safe & Drug Free Schools	\$10.0	\$0.0	\$10.0	\$0.0	\$0.0	\$0.0
Title VI - Rural & Low Income Programs	\$2,088.6	\$2,000.0	\$88.6	\$858.7	\$821.5	\$37.3
Title VI - State Assessment	\$22,861.2	\$0.0	\$22,861.2	\$11,267.6	\$0.0	\$11,267.6
Title X - McKinney Homeless Assistance	\$5,436.7	\$5,000.0	\$436.7	\$2,155.6	\$2,056.8	\$98.8
Transition to Teaching	\$15.6	\$0.0	\$15.6	\$0.0	\$0.0	\$0.0
TOTAL - ALL FUNDS:	\$9,863,989.9	\$9,617,347.9	\$246,642.1	\$8,622,144.4	\$8,513,702.4	\$108,442.0

ILLINOIS STATE BOARD OF EDUCATION
Financial Status Report
July 1, 2013 through June 30, 2014
(Fiscal Year 2014)

	Appropriation Amount	Expenditures to Date	Unexpended Appropriation	Percentage spent YTD	Percentage Unexpended
<u>General Revenue Fund</u>					
Personal Services and Related Expenditures	\$ 16,272,620	\$ 16,210,090	\$ 62,530	99.62%	0.38%
Contractual Services	6,000,576	4,104,109	1,896,467	68.40%	31.60%
Travel	213,724	180,866	32,858	84.63%	15.37%
Commodities	71,300	54,204	17,096	76.02%	23.98%
Printing	56,700	22,471	34,229	39.63%	60.37%
Equipment	120,200	31,436	88,764	26.15%	73.85%
Telecommunications	422,000	381,322	40,678	90.36%	9.64%
Operation of Automotive Equipment	23,800	18,592	5,208	78.12%	21.88%
Lump Sums	28,176,302	25,225,633	2,950,669	89.53%	10.47%
<i>Sub-total</i>	51,357,222	46,228,722	5,128,500	90.01%	9.99%
Awards and Grants	2,193,824,904	2,110,689,288	83,135,616	96.21%	3.79%
Total General Revenue Fund	\$ 2,245,182,126	\$ 2,156,918,011	\$ 88,264,115	96.07%	3.93%
<u>Education Assistance Fund</u>					
Awards and Grants	\$ 404,000,000	\$ 404,000,000	\$ -	100.00%	0.00%
<u>Common School Fund</u>					
General State Aid	\$ 4,038,198,260	\$ 4,038,198,255	\$ 5	100.00%	0.00%
<u>Teacher Certification Fee Revolving Fund</u>					
Lump Sums	\$ 5,000,000	\$ 2,575,345	\$ 2,424,655	51.51%	48.49%

ILLINOIS STATE BOARD OF EDUCATION
Financial Status Report
July 1, 2013 through June 30, 2014
(Fiscal Year 2014)

	Appropriation Amount	Expenditures to Date	Unexpended Appropriation	Percentage spent YTD	Percentage Unexpended
<u>Drivers Education Fund</u>					
Awards and Grants	\$ 15,000,000	\$ 14,999,979	\$ 21	100.00%	0.00%
<u>School Dist. Emergency Financial Asst. Fund</u>					
Awards and Grants	\$ 16,140,000	\$ 1,302,546	\$ 14,837,454	8.07%	91.93%
<u>SBE Special Purpose Trust Fund</u>					
Lump Sums	\$ 15,500,000	\$ 2,709,811	\$ 12,790,189	17.48%	82.52%
<u>SBE Teacher Certification Institution Fund</u>					
Lump Sums	\$ 2,208,900	\$ -	\$ 2,208,900	0.00%	100.00%
<u>SBE Federal Department of Agriculture Fund</u>					
Personal Services and Related Expenditures	\$ 6,803,400	\$ 4,597,830	\$ 2,205,570	67.58%	32.42%
Contractual Services	4,210,500	1,161,187	3,049,313	27.58%	72.42%
Travel	400,000	255,924	144,076	63.98%	36.02%
Commodities	85,000	15,042	69,958	17.70%	82.30%
Printing	156,300	13,325	142,975	8.53%	91.47%
Equipment	310,000	4,236	305,764	1.37%	98.63%
Telecommunications	50,000	-	50,000	0.00%	100.00%
Sub-total	12,015,200	6,047,544	5,967,656	50.33%	49.67%
Awards and Grants	725,000,000	679,134,734	45,865,266	93.67%	6.33%
Total SBE Federal Department of Agriculture Fund	\$ 737,015,200	\$ 685,182,278	\$ 51,832,922	92.97%	7.03%

ILLINOIS STATE BOARD OF EDUCATION
Financial Status Report
July 1, 2013 through June 30, 2014
(Fiscal Year 2014)

	Appropriation Amount	Expenditures to Date	Unexpended Appropriation	Percentage spent YTD	Percentage Unexpended
<u>SBE Federal Agency Services Fund</u>					
Personal Services and Related Expenditures	\$ 194,900	\$ 44,833	\$ 150,067	23.00%	77.00%
Contractual Services	945,000	741	944,259	0.08%	99.92%
Travel	30,000	4,374	25,626	14.58%	85.42%
Commodities	20,000	-	20,000	0.00%	100.00%
Printing	700	-	700	0.00%	100.00%
Equipment	11,000	-	11,000	0.00%	100.00%
Telecommunications	9,000	-	9,000	0.00%	100.00%
Sub-total	1,210,600	49,948	1,160,652	4.13%	95.87%
Total SBE Federal Agency Services Fund	\$ 1,210,600	\$ 49,948	\$ 1,160,652	4.13%	95.87%
<u>SBE Federal Department of Education Fund</u>					
Personal Services and Related Expenditures	\$ 25,209,400	\$ 13,324,349	\$ 11,885,051	52.85%	47.15%
Contractual Services	21,370,000	7,043,749	14,326,251	32.96%	67.04%
Travel	1,600,000	477,578	1,122,422	29.85%	70.15%
Commodities	305,000	28,109	276,891	9.22%	90.78%
Printing	341,000	415	340,585	0.12%	99.88%
Equipment	679,000	18,682	660,318	2.75%	97.25%
Telecommunications	400,000	-	400,000	0.00%	100.00%
Lump Sums	58,780,300	16,858,963	41,921,337	28.68%	71.32%
Sub-total	108,684,700	37,751,844	70,932,856	34.74%	65.26%
Awards and Grants	2,160,500,000	1,212,818,108	947,681,892	56.14%	43.86%
Total SBE Federal Department of Education Fund	\$ 2,269,184,700	\$ 1,250,569,952	\$ 1,018,614,748	55.11%	44.89%
<u>Charter Schools Revolving Loan Program Fund</u>					
Awards and Grants	\$ 20,000	\$ -	\$ 20,000	0.00%	100.00%
<u>School Infrastructure Fund</u>					
Lump Sums	\$ 600,000	\$ 212,364	\$ 387,636	35.39%	64.61%

ILLINOIS STATE BOARD OF EDUCATION
Financial Status Report
July 1, 2013 through June 30, 2014
(Fiscal Year 2014)

	Appropriation Amount	Expenditures to Date	Unexpended Appropriation	Percentage spent YTD	Percentage Unexpended
<u>School Technology Revolving Loan Program Fund</u>					
Awards and Grants	\$ 5,000,000	\$ 3,514,625	\$ 1,485,375	70.29%	29.71%
<u>Temporary Relocation Expenses Revolving Grant Fund</u>					
Awards and Grants	\$ 1,400,000	\$ 398,783	\$ 1,001,217	28.48%	71.52%
<u>Capital Development Fund</u>					
Grants for Educational Purposes	\$ 25,000,000	\$ -	\$ 25,000,000	0.00%	100.00%
<u>School Construction Fund</u>					
Construction Grants	\$ 67,285,147	\$ 46,937,814	\$ 20,347,333	69.76%	30.24%
<u>Downstate Transit Improvement Fund</u>					
Awards and Grants	\$ 550,000	\$ 550,000	\$ -	100.00%	0.00%
<u>Personal Property Tax Replacement Fund</u>					
Lump Sums	\$ 70,000	\$ 70,000	\$ -	100.00%	0.00%
Awards and Grants	2,225,000	2,206,510	18,490	99.17%	0.83%
Grants for Educational Purposes	12,400,000	11,343,250	1,056,750	91.48%	8.52%
Total Personal Property Tax Replacement Fund	\$ 14,695,000	\$ 13,619,760	\$ 1,075,240	92.68%	7.32%
<u>After School Rescue Fund</u>					
Lump Sums	\$ 200,000	\$ -	\$ 200,000	0.00%	100.00%
<u>State Charter School Commission Fund</u>					
Lump Sums	\$ 600,000	\$ 404,906	\$ 195,094	67.48%	32.52%
ISBE TOTALS	\$ 9,863,989,933	\$ 8,622,144,378	\$ 1,241,845,555	87.41%	12.59%

ILLINOIS STATE BOARD OF EDUCATION
Combined Financial Status Report
July 1, 2013 through June 30, 2014
(Fiscal Year 2014)

	Appropriation Amount	Expenditures to Date (Direct)	Federal Indirect Cost Recovery Expenditures	Unexpended Appropriation	Percentage spent YTD	Percentage Unexpended
<u>All Funds</u>						
Personal Services and Related Expenditures	\$ 50,054,297	\$ 34,177,101	\$ 1,573,977	\$ 14,303,219	68.28%	28.58%
Contractual Services	33,390,516	12,309,786	864,440	20,216,290	36.87%	60.55%
Travel	2,281,916	918,742	38,192	1,324,982	40.26%	58.06%
Commodities	498,928	97,355	17,628	383,945	19.51%	76.95%
Printing	556,475	36,211	1,775	518,489	6.51%	93.17%
Equipment	1,159,086	54,354	38,886	1,065,846	4.69%	91.96%
Telecommunications	882,438	381,322	1,438	499,678	43.21%	56.62%
Operation of Automotive Equipment	23,800	18,592	-	5,208	78.12%	21.88%
Lump Sums	108,599,166	45,520,685	-	62,295,750	41.92%	57.36%
<i>Sub-total</i>	197,446,622	96,050,484	2,536,336	101,396,138	48.65%	51.35%
Awards and Grants	9,599,258,164	8,479,156,079	-	1,120,102,085	88.33%	11.67%
Construction Grants	67,285,147	46,937,814	-	20,347,333	69.76%	30.24%
Total All Funds	\$ 9,863,989,933	\$ 8,619,608,042	\$ 2,536,336	\$ 1,241,845,555	87.38%	12.59%

General Revenue Fund

Personal Services and Related Expenditures	\$ 16,272,620	\$ 16,210,090	\$ -	\$ 62,530	99.62%	0.38%
Contractual Services	6,000,576	4,104,109	-	1,896,467	68.40%	31.60%
Travel	213,724	180,866	-	32,858	84.63%	15.37%
Commodities	71,300	54,204	-	17,096	76.02%	23.98%
Printing	56,700	22,471	-	34,229	39.63%	60.37%
Equipment	120,200	31,436	-	88,764	26.15%	73.85%
Telecommunications	422,000	381,322	-	40,678	90.36%	9.64%
Operation of Automotive Equipment	23,800	18,592	-	5,208	78.12%	21.88%
Lump Sums	28,176,302	25,225,633	-	2,950,669	89.53%	10.47%
<i>Sub-total</i>	51,357,222	46,228,722	-	5,128,500	90.01%	9.99%
Awards and Grants	2,193,824,904	2,110,689,288	-	83,135,616	96.21%	3.79%
Total General Revenue Fund	\$ 2,245,182,126	\$ 2,156,918,011	\$ -	\$ 88,264,115	96.07%	3.93%

Other State Funds

Lump Sums	\$ 24,178,900	\$ 5,972,426	\$ -	\$ 18,206,474	24.70%	75.30%
<i>Sub-total</i>	24,178,900	5,972,426	-	18,206,474	24.70%	75.30%
Awards and Grants	4,519,933,260	4,476,513,948	-	43,419,312	99.04%	0.96%
Construction Grants	67,285,147	46,937,814	-	20,347,333	69.76%	30.24%
Total Other State Funds	\$ 4,611,397,307	\$ 4,529,424,189	\$ -	\$ 81,973,118	98.22%	1.78%

Federal Funds

Personal Services and Related Expenditures	\$ 32,207,700	\$ 17,967,011	\$ -	\$ 14,240,689	55.78%	44.22%
Contractual Services	26,525,500	8,205,677	-	18,319,823	30.94%	69.06%
Travel	2,030,000	737,876	-	1,292,124	36.35%	63.65%
Commodities	410,000	43,151	-	366,849	10.52%	89.48%
Printing	498,000	13,740	-	484,260	2.76%	97.24%
Equipment	1,000,000	22,918	-	977,082	2.29%	97.71%
Telecommunications	459,000	-	-	459,000	0.00%	100.00%
Lump Sums	58,780,300	16,858,963	-	41,921,337	28.68%	71.32%
<i>Sub-total</i>	121,910,500	43,849,336	-	78,061,164	35.97%	64.03%
Awards and Grants	2,885,500,000	1,891,952,842	-	993,547,158	65.57%	34.43%
Total Federal Funds	\$ 3,007,410,500	\$ 1,935,802,178	\$ -	\$ 1,071,608,322	64.37%	35.63%

ILLINOIS STATE BOARD OF EDUCATION
Awards and Grants Expenditures
July 1, 2013 through June 30, 2014
(Fiscal Year 2014)

<u>General Revenue Fund</u>	Appropriation Amount	Expenditures to Date	Unexpended Appropriation	Percentage spent YTD	Percentage Unexpended
Advanced Placement Classes	\$ 500,000	\$ 500,000	\$ -	100.00%	0.00%
District Consolidation	2,900,000	2,847,384	52,616	98.19%	1.81%
Agriculture Education	1,250,000	1,244,842	5,158	99.59%	0.41%
Bilingual Education	61,381,200	32,975,756	28,405,444	53.72%	46.28%
Vocational Education Career and Technical Education	38,062,100	37,458,326	603,774	98.41%	1.59%
Early Childhood Education	296,462,400	290,125,247	6,337,153	97.86%	2.14%
Technology for Success	1,257,553	1,257,553	-	100.00%	0.00%
Autism Training & Technical Assistance	100,000	100,000	-	100.00%	0.00%
Recording for Blind and Dyslexic	816,600	816,600	-	100.00%	0.00%
Children's Mental Health Partnership	300,000	-	300,000	0.00%	100.00%
Educational Materials Unit	1,421,100	1,421,100	-	100.00%	0.00%
Philip Rock Center Reimbursement	3,577,800	3,577,800	-	100.00%	0.00%
Alternative Education	6,300,000	6,300,000	-	100.00%	0.00%
Truant Alternative/Optional Education	11,500,000	11,492,424	7,576	99.93%	0.07%
National Board Certification Reimbursement	1,000,000	998,650	1,350	99.87%	0.14%
Teach America	1,000,000	1,000,000	-	100.00%	0.00%
Special Education-Private Tuition	218,947,700	218,947,692	8	100.00%	0.00%
Special Education-Extraordinary	303,091,700	303,091,684	16	100.00%	0.00%
Special Education-Personnel	439,061,800	439,061,742	58	100.00%	0.00%
Special Education-Orphanage Tuition	105,000,000	65,053,438	39,946,562	61.96%	38.04%
Transportation-Regular/Vocational	206,947,100	206,947,100	0	100.00%	0.00%
Transportation-Special Education	440,500,000	440,499,996	4	100.00%	0.00%
Free Lunch/Breakfast	14,300,000	13,556,186	743,814	94.80%	5.20%
Orphanage Tuition	12,000,000	7,104,037	4,895,963	59.20%	40.80%
Special Education-Summer School	10,100,000	10,100,000	0	100.00%	0.00%
Lowest Performing Schools	1,002,800	592,800	410,000	59.11%	40.89%
IL Coalition Immigrant/Refugee Parent Mentor	1,000,000	1,000,000	-	100.00%	0.00%
East St. Louis School District	3,000,000	3,000,000	-	100.00%	0.00%
Targeted Initiatives	350,000	350,000	-	100.00%	0.00%
Tax Equivalent Grants	222,600	222,600	-	100.00%	0.00%
After School Matters	2,000,000	2,000,000	-	100.00%	0.00%
Total General Revenue Fund	\$ 2,181,952,453	\$ 2,103,642,957	\$ 81,656,880	96.41%	3.74%

ILLINOIS STATE BOARD OF EDUCATION
Awards and Grants Expenditures
July 1, 2013 through June 30, 2014
(Fiscal Year 2014)

	Appropriation Amount	Expenditures to Date	Unexpended Appropriation	Percentage spent YTD	Percentage Unexpended
<u>Education Assistance Fund</u>					
General State Aid	\$ 404,000,000	\$ 404,000,000	\$ -	100.00%	0.00%
Total Education Assistance Fund	\$ 404,000,000	\$ 404,000,000	\$ -	100.00%	0.00%
<u>Common School Fund</u>					
General State Aid	\$ 4,038,198,260	\$ 4,038,198,255	\$ 5	100.00%	0.00%
Total Common School Fund	\$ 4,038,198,260	\$ 4,038,198,255	\$ 5	100.00%	0.00%
<u>Drivers Education Fund</u>					
Driver Education Grants	\$ 15,000,000	\$ 14,999,979	\$ 21	100.00%	0.00%
Total Drivers Education Fund	\$ 15,000,000	\$ 14,999,979	\$ 21	100.00%	0.00%
<u>School Dist. Emergency Financial Asst. Fund</u>					
School District Emergency Financial Assistance	\$ 16,140,000	\$ 1,302,546	\$ 14,837,454	8.07%	91.93%
Total School Dist. Emergency Fin. Asst. Fund	\$ 16,140,000	\$ 1,302,546	\$ 14,837,454	8.07%	91.93%
<u>SBE Special Purpose Trust Fund</u>					
Lump Sums	\$ 165,000	\$ 165,000	\$ -	100.00%	0.00%
Total SBE Special Purpose Trust Fund	\$ 165,000	\$ 165,000	\$ -	100.00%	0.00%
<u>SBE Federal Department of Agriculture Fund</u>					
Federal Nutrition Programs	\$ 725,000,000	\$ 679,134,734	\$ 45,865,266	93.67%	6.33%
Total SBE Federal Department of Agriculture Fund	\$ 725,000,000	\$ 679,134,734	\$ 45,865,266	93.67%	6.33%

ILLINOIS STATE BOARD OF EDUCATION
Awards and Grants Expenditures
July 1, 2013 through June 30, 2014
(Fiscal Year 2014)

	Appropriation Amount	Expenditures to Date	Unexpended Appropriation	Percentage spent YTD	Percentage Unexpended
<u>SBE Federal Department of Education Fund</u>					
Title VI Rural and Low Income Students	\$ 2,000,000	\$ 821,470	\$ 1,178,530	41.07%	58.93%
Race to the Top	15,672,000	5,316,284	10,355,716	33.92%	66.08%
Title III - English Language Acquisition	45,250,000	19,910,750	25,339,250	44.00%	56.00%
Early Learning Challenge	612,000	237,920	374,080	38.88%	61.12%
Charter Schools	9,000,000	-	9,000,000	0.00%	100.00%
Advanced Placement Fee	3,000,000	2,191,745	808,255	73.06%	26.94%
Title I - Basic	930,000,000	577,446,924	352,553,076	62.09%	37.91%
Title IV - 21st Century/Community Service	74,000,000	39,040,152	34,959,848	52.76%	47.24%
Title II - Teacher Quality	157,000,000	86,548,285	70,451,715	55.13%	44.87%
Title II - Math/Science Partnerships	14,000,000	2,534,477	11,465,523	18.10%	81.90%
Title X - McKinney Homeless	5,000,000	2,056,790	2,943,210	41.14%	58.86%
Longitudinal Data Systems	58,000	-	58,000	0.00%	100.00%
IDEA - Preschool	25,000,000	13,036,465	11,963,535	52.15%	47.85%
IDEA - Improvement	4,350,000	1,437,635	2,912,365	33.05%	66.95%
IDEA	700,000,000	396,289,964	303,710,036	56.61%	43.39%
IDEA - Deaf/Blind	500,000	234,179	265,821	46.84%	53.16%
Career and Technical Education - Basic Perkins	55,000,000	32,818,726	22,181,274	59.67%	40.33%
Special Federal Congressional Initiatives	5,000,000	-	5,000,000	0.00%	100.00%
Title I ARRA	31,732,000	-	31,732,000	0.00%	100.00%
Title I ARRA School Improvement	41,668,000	27,316,186	14,351,814	65.56%	34.44%
Total SBE Federal Department of Education Fund	\$ 2,118,842,000	\$ 1,207,237,952	\$ 911,604,048	56.98%	43.02%
<u>Charter Schools Revolving Loan Program Fund</u>					
Charter Schools Revolving Loans	\$ 20,000	\$ -	\$ 20,000	0.00%	100.00%
Total Charter Schools Rev. Loan Program Fund	\$ 20,000	\$ -	\$ 20,000	0.00%	100.00%

ILLINOIS STATE BOARD OF EDUCATION
Awards and Grants Expenditures
July 1, 2013 through June 30, 2014
(Fiscal Year 2014)

	Appropriation Amount	Expenditures to Date	Unexpended Appropriation	Percentage spent YTD	Percentage Unexpended
<u>School Technology Revolving Loan Program Fund</u>					
School Technology Revolving Loans	\$ 5,000,000	\$ 3,514,625	\$ 1,485,375	70.29%	29.71%
Total School Technology Rev. Loan Program Fund	\$ 5,000,000	\$ 3,514,625	\$ 1,485,375	70.29%	29.71%
<u>Temporary Relocation Expenses Revolving Grant Fund</u>					
Temporary Relocation Revolving Loans/Grants	\$ 1,400,000	\$ 398,783	\$ 1,001,217	28.48%	71.52%
Total Temporary Relocation Exp. Rev. Grant Fund	\$ 1,400,000	\$ 398,783	\$ 1,001,217	28.48%	71.52%
<u>Capital Development Fund</u>					
Grants for Educational Purposes	\$ 25,000,000	\$ -	\$ 25,000,000	0.00%	100.00%
Total Capital Development Fund	\$ 25,000,000	\$ -	\$ 25,000,000	0.00%	100.00%
<u>School Construction Fund</u>					
Construction Grants	\$ 67,285,147	\$ 46,937,814	\$ 20,347,333	69.76%	30.24%
Total School Construction Fund	\$ 67,285,147	\$ 46,937,814	\$ 20,347,333	69.76%	30.24%
<u>Downstate Transit Improvement Fund</u>					
Awards and Grants, Lump Sum	\$ 550,000	\$ 550,000	\$ -	100.00%	0.00%
Total Downstate Transit Improvement Fund	\$ 550,000	\$ 550,000	\$ -	100.00%	0.00%

ILLINOIS STATE BOARD OF EDUCATION
Awards and Grants Expenditures
July 1, 2013 through June 30, 2014
(Fiscal Year 2014)

	Appropriation Amount	Expenditures to Date	Unexpended Appropriation	Percentage spent YTD	Percentage Unexpended
<u>Personal Property Tax Replacement Fund</u>					
Lump Sums	\$ 70,000	\$ 70,000	\$ -	100.00%	0.00%
Awards and Grants, Lump Sums	2,225,000	2,206,510	18,490	99.17%	0.83%
Grants for Educational Purposes	12,400,000	11,343,250	1,056,750	91.48%	8.52%
Total Personal Property Tax Replacement Fund	\$ 14,695,000	\$ 13,619,760	\$ 1,075,240	92.68%	7.32%
<u>After School Rescue Fund</u>					
Lump Sums	\$ 200,000	\$ -	\$ 200,000	0.00%	100.00%
Total After School Rescue Fund	\$ 200,000	\$ -	\$ 200,000	0.00%	100.00%
TOTAL AWARDS AND GRANTS - ALL FUNDS	\$ 9,613,447,860	\$ 8,513,702,405	\$ 1,103,092,839	88.56%	11.47%

**ILLINOIS STATE BOARD OF EDUCATION
FINANCIAL STATUS REPORT - 07/01/2013 THROUGH 6/30/2014
FY2014**

	<u>Funded Amount</u>	<u>Expended Year to Date</u>	<u>% Spent Year to Date</u>	<u>June Expenditures</u>	<u>Description</u>
Personal Services and Related	55,970.1	39,710.7	70.9%	3,461.7	Salaries & Benefits
Contractual Services	182,694.4	65,435.1	35.8%	4,828.6	Agency Contracts (see below); Non-Employee Travel; Conferences; Registration Fees
Travel	2,563.5	1,073.8	41.9%	94.2	Staff Travel
Commodities	737.9	119.9	16.2%	10.7	Supplies; Books
Printing	759.6	41.3	5.4%	0.2	Agency Printing
Equipment	1,265.5	101.4	8.0%	2.0	Computers; Printers; Furniture
Telecommunications	1,039.3	388.0	37.3%	5.3	Telecommunications Expenses
Auto Operations	23.8	18.6	78.2%	3.7	Operation of Agency Autos
Prompt Payment Act	73.4	51.6	0.0%	0.0	Prompt Payment
Refunds	14.7	1.5	10.2%	0.0	Refunds
Temp. Relocation Revolving Fund	1,500.0	1,500.0	100.0%	0.0	Interfund Cash Transfer
Grants	9,525,062.6	8,466,764.7	88.9%	985,262.4	See Detail Below
School Construction Grants	92,285.1	46,937.8	50.9%	-107.5	School Construction Funds
TOTAL	9,863,989.9	8,622,144.4		993,561.3	

	<u>Funded Amount</u>	<u>Expended Year to Date</u>	<u>% Spent Year to Date</u>	<u>June Expenditures</u>	<u>Description</u>
Agency Contracts Breakdown:					
<u>Human Resources</u>					
Schuyler Roche & Chrisham					Arbitration matters
GRF	200.0	198.1	99.0%	8.5	
<u>Administrative Services</u>					
Alzina					Building lease in Springfield
GRF	1,221.9	1,142.2	93.5%	0.0	
Other State	367.6	343.6	93.5%	0.0	
Federal	750.5	701.6	93.5%	0.0	
Facilities Management					
GRF	126.9	116.2	91.6%	10.7	Rent for Chicago Office, Thompson Center
Other State	3.9	3.7	94.3%	0.3	
Federal	177.6	162.6	91.6%	15.0	
Xerox Corporation					Will supply copier maintenance and repair to ISBE's XEROX machines.
GRF	57.2	57.2	100.0%	0.0	
Other State	9.7	9.7	100.0%	0.0	
Xerox Corporation					Will supply copier maintenance and repair to ISBE's XEROX machines.
GRF	30.8	14.7	47.6%	6.3	
Other State	30.8	0.9	2.9%	0.0	
<u>General Counsel/Legal</u>					
6 Impartial Hearing Officers					Teacher Dismissal Hearing Officers
GRF	24.2	9.3	38.5%	0.0	
Laner Muchin Ltd					Prosecution of Educator misconduct cases and any other cases ISBE may request

	<u>Funded Amount</u>	<u>Expended Year to Date</u>	<u>% Spent Year to Date</u>	<u>June Expenditures</u>	<u>Description</u>
GRF	250.0	54.1	21.6%	37.3	
ADR International, LLC					Pursuant to PA97-8 will provide training to hearing officers to enable them to preside over tenured teacher dismissal hearings across the State of Illinois.
GRF	75.0	56.3	75.0%	0.0	
Hazel Crest SD #152.5					To pay for the settlement agreement with Innovation Modular Solutions (IMS) and to pay the District attorney's fees.
Other State	1,200.0	1,183.1	98.6%	0.0	
<u>Information Technology</u>					
Levi Ray & Shoup Inc					One Programmer/Analyst to assist in the further development and continuation of the Web-based Illinois Nutrition System (WINS).
Federal	122.4	99.8	81.5%	0.0	
Marucco Stoddard, Ferenbach & Walsh (MSF&W)					One lead programmer for Child Nutrition (CNS), Claim Entry System (ACES) and LAN based Child Nutrition System - MY11213
Federal	162.3	115.6	71.2%	0.0	
Ashbaugh & Associates					Two programmers for the Special Education Data System - MY11211
Federal	312.7	234.7	75.0%	23.7	
Lead IT					One programmer for Child Nutrition (CNS), Claim Entry System (ACES) and LAN based Child Nutrition System - MY11212
Federal	129.5	102.7	79.3%	8.7	
Ashbaugh & Associates					Two programmers for Child Nutrition (CNS), Claim Entry System (ACES) and LAN based Child Nutrition System - MY11214
Federal	326.7	260.8	79.8%	24.7	
Utilistar					Data analysis and reporting for Supplemental Education Services
Federal	49.9	21.7	43.6%	0.0	
Ashbaugh & Associates					Programmer for Teacher Certification Information System and Educator Certification System MY09212
Other State	162.3	156.2	96.2%	14.3	
Capitol Strategies Inc					Two Programmers for Child Nutrition System - MY08212
Federal	324.7	302.4	93.1%	25.4	
IBM					Ongoing maintenance for the Statewide Student Information System
GRF	750.0	750.0	100.0%	0.0	
Other State	350.0	275.0	78.6%	0.0	
Federal	600.0	533.3	88.9%	0.0	
Capitol Strategies Consulting					Continued development and maintenance of the entity profile system; assist staff in interfacing ISBE's current applications with EPS, implement enhancement requests and provide support, update user manuals and system documentation of the entity system.
GRF	155.4	84.5	54.4%	12.9	
Capitol Strategies Consulting					Will provide a business analyst and a two programming analysts for the maintenance and support of the Educator Licensure Information System (ELIS). Will implement programming improvements to the processes within ELIS surrounding evaluations and the issuance of licenses, endorsements and approvals.
Other State	192.0	36.8	19.1%	36.8	
<u>College and Career Readiness</u>					
Sangamon County ROE					Staff support for Illinois Mathematics and Science Partnership Program and Enhancing Education Through Technology as well as other statewide initiatives
Federal	70.0	52.5	75.0%	0.0	

	<u>Funded Amount</u>	<u>Expended Year to Date</u>	<u>% Spent Year to Date</u>	<u>June Expenditures</u>	<u>Description</u>
EvalSolutions					Will provide external evaluation for Illinois Mathematics and Science Partnerships Program
Federal	63.5	63.5	100.0%	0.0	
University of Illinois					Will support the implementation and continuous improvement of the pathways initiative, including the STEM POS and Learning Exchanges.
Federal	291.8	218.9	75.0%	0.0	
Illinois Foundation FFA					Will establish a governance structure in which the Lead Entity will serve as administrative and fiscal agent of the Agriculture Learning Exchange.
Federal	173.7	130.3	75.0%	0.0	
Illinois Science and Technology Inst.					Will establish a governance structure in which the Lead Entity will serve as administrative and fiscal agent of the Research and Development Learning Exchange.
Federal	222.9	167.2	75.0%	0.0	
Illinois Manufacturers' Association					Will establish a governance structure in which the Lead Entity will serve as administrative and fiscal agent of the Manufacturing Learning Exchange.
Federal	245.0	183.8	75.0%	0.0	
Illinois Community College Board					Will perform services related to the STEM College and Career Readiness project (CCR), which will support the implementation of programs of study by connecting remedial education to programs of study efforts
Federal	456.6	112.8	24.7%	29.8	
Comptia Workforce Development					Will establish a governance structure in which the Lead Entity will serve as administrative and fiscal agent of the Information Technology Learning Exchange.
Federal	150.0	112.5	75.0%	0.0	
University of Illinois					Will establish a governance structure in which the Lead Entity will serve as administrative and fiscal agent of the Health Science Learning Exchange.
Federal	159.2	159.2	100.0%	39.8	
Southwestern Ed. Dev. Corp					Will assist ISBE with state sponsored technical assistance workshops and professional development for 21st CCLC grantees.
Federal	599.2	550.0	91.8%	50.0	
Illinois Community College Board					Will provide support for Common Core State Standards implementation by supporting local curriculum alignment meetings in English Language Arts and Math at each state Community College.
Federal	210.4	123.6	58.7%	18.1	
Sangamon County ROE					Will provide staff assistance to review budgets for 21st CCLC and other grants as needed. Will provide monitors and advisors for 21st CCLC grantees and site visits.
Federal	65.0	21.0	32.3%	0.0	
Illinois Board of Higher Education					Will focus on advancement of the implementation and alignment of Common Core State Standards across secondary and post secondary curricula through the development of a regional consortia of universities, community colleges and high schools through outreach.
Federal	138.2	120.7	87.3%	0.0	
Illinois State University					Will convene and facilitate the work of multi-state teams to support common core statewide implementation planning. Provide leadership and coordination of the Partnership for the Assessment Readiness for College and Career (PARCC) Educator Leader Core.
Federal	1,064.4	704.6	66.2%	179.9	
Education Development Center					Will evaluate the implementation of the 21st CCLC Program in Illinois by measuring how well ISBE and its sub grantees are meeting established program goal and the seven statewide objectives in ISBE's 21st CCLC plan to ED.
Federal	207.2	156.7	75.6%	50.5	

	<u>Funded Amount</u>	<u>Expended Year to Date</u>	<u>% Spent Year to Date</u>	<u>June Expenditures</u>	<u>Description</u>
Illinois Board of Higher Education Federal	150.0	2.8	1.9%	2.8	Will establish further the advancement and alignment of Common Core Standards across
<u>Early Childhood</u>					
National Louis University GRF	852.9	852.9	100.0%	213.2	Third party monitoring of Early Childhood Block Grant Programs
IL Department of Human Services GRF	500.0	500.0	100.0%	0.0	Gateways to Opportunities Scholarship Program for Early Childhood
WestEd GRF	1,523.3	1,142.5	75.0%	0.0	Contractor will develop the Illinois Kindergarten Individual Development Survey
IL Department of Human Services Federal	6,544.9	4,270.5	65.2%	82.0	ISBE is the fiscal agent for RTT-ELC funds. This agreement will give ISBE the authority to transfer funds to the Illinois Department of Human Services to comply with the terms of the state's RTT-ELC application.
Northern Illinois University Federal	174.9	157.4	90.0%	17.5	Will provided services to ISBE and the Governor's Office of Early Childhood Development (OECD) to support OECD's implementation of the State's Race to the Top Early Learning Challenge Grant.
WestEd Federal	304.7	228.5	75.0%	0.0	Will develop an online Inter Rater Agreement System for the KIDS assessment.
IL Department of Children and Family Services Federal	200.0	50.0	25.0%	0.0	DCFS will provide professional services to advance in the development of weighting (risk assessment) and key indicator systems for child day care licensing.
<u>English Language Learning</u>					
Illinois Resource Center GRF	1,786.6	1,191.1	66.7%	397.0	Statewide professional development
Federal	125.0	0.0	0.0%	0.0	
Illinois Migrant Council Federal	81.8	81.8	100.0%	0.0	Support & technical assistance to the Migrant Education Program
University of Wisconsin Federal	919.1	625.2	68.0%	219.5	Will create academic Spanish language development standards for grades PreK-12 and develop technology mediated assessments for grades PreK-12
Illinois Migrant Council Federal	491.7	442.5	90.0%	49.2	Support & technical assistance to the Migrant Education Program
<u>Special Education Services</u>					
11 Hearing Officers Federal	510.5	441.7	86.5%	53.1	Impartial Hearing Officers in the local-level - Section 14-8.02 of the School Code
9 Mediation Officers Federal	94.7	79.2	83.6%	13.2	Special Education mediation services
ROE # 20 Federal	709.4	709.4	100.0%	59.1	Harrisburg Project - Manage software for special education districts and co-ops
Measurement Incorporated Federal	65.0	43.4	66.7%	0.0	Special Education parent survey
Capitol Strategies Consulting Federal	155.8	123.0	78.9%	5.7	Maintain Special Education Database System
Illinois State University Federal	150.0	137.5	91.7%	25.0	Evaluation services for the 5 year State Personnel Development Grant

	<u>Funded Amount</u>	<u>Expended Year to Date</u>	<u>% Spent Year to Date</u>	<u>June Expenditures</u>	<u>Description</u>
Peoria County ROE					Administer, plan and implement the IL Virtual School (IVS) Program
GRF	1,200.0	1,200.0	100.0%	0.0	
Federal	250.0	250.0	100.0%	100.0	
Special Education Solutions					Training and on-going staff development for Due Process Hearing Officers
Federal	134.7	114.3	84.9%	10.4	
Waterloo CUSD 5					School Technology Loan Agreement
Other State	300.1	300.1	100.0%	0.0	
Sycamore CUSD 427					School Technology Loan Agreement
Other State	402.7	402.7	100.0%	0.0	
Marengo-Union ECSD 165					School Technology Loan Agreement
Other State	159.3	159.3	100.0%	0.0	
Forestville Valley CUSD 221					School Technology Loan Agreement
Other State	112.8	112.8	100.0%	0.0	
Casey-Westfield CUSD 4C					School Technology Loan Agreement
Other State	117.7	117.7	100.0%	0.0	
COMMUNITY UNIT SCHOOL DIST 200					School Technology Loan Agreement
Other State	325.0	325.0	100.0%	0.0	
LAMOILLE CUSD 303					School Technology Loan Agreement
Other State	53.2	53.2	100.0%	0.0	
RIVER TRAILS SD 26					School Technology Loan Agreement
Other State	219.4	219.4	100.0%	0.0	
COMMUNITY UNIT SCHOOL DIST 2					School Technology Loan Agreement
Other State	178.0	178.0	100.0%	0.0	
HINCKLEY BIG ROCK CUSD 429					School Technology Loan Agreement
Other State	97.6	97.6	100.0%	0.0	
WINNEBAGO CUSD 323					School Technology Loan Agreement
Other State	165.1	165.1	100.0%	0.0	
ROCKDALE SD 84					School Technology Loan Agreement
Other State	64.5	64.5	100.0%	0.0	
SANDWICH CUSD 430					School Technology Loan Agreement
Other State	238.8	238.8	100.0%	0.0	
PEORIA HEIGHTS CUSD 325					School Technology Loan Agreement
Other State	100.0	100.0	100.0%	0.0	
LOCKPORT SD 91					School Technology Loan Agreement
Other State	125.8	125.8	100.0%	0.0	
CLAY CITY CUSD 10					School Technology Loan Agreement
Other State	56.7	56.7	100.0%	0.0	
LEMONT-BROMBEREK CSD 113A					School Technology Loan Agreement
Other State	366.4	366.4	100.0%	0.0	
BLUFORD GRADE SCHOOL 114					School Technology Loan Agreement
Other State	50.0	50.0	100.0%	0.0	
MUNDELEIN COUNTY OF LAKE					School Technology Loan Agreement
Other State	265.5	265.5	100.0%	0.0	
<u>Innovation and Improvement</u>					
University of Memphis					Evaluation of the effectiveness of providers for Supplemental Education Services
Federal	154.5	115.7	74.9%	0.0	

Assessment

	<u>Funded Amount</u>	<u>Expended Year to Date</u>	<u>% Spent Year to Date</u>	<u>June Expenditures</u>	<u>Description</u>
NCS Pearson (Harcourt)					Implement the Illinois Standards Achievement Test (ISAT) and state assessment and accountability requirements- MY07645
GRF	6,795.1	6,795.1	100.0%	0.0	
Federal	6,103.2	5,813.1	95.2%	0.0	
NCS Pearson (Harcourt)					Development of the Illinois Standards Achievement Test- MY05647
GRF	2,505.0	2,505.0	100.0%	0.0	
Federal	2,007.8	1,489.5	74.2%	0.0	
NCS Pearson, Inc.					IAA Test Development (MY066410)
Federal	2,930.5	2,419.0	82.5%	0.0	
Wisconsin University - WIDA					Title III Requirements for the ACCESS test (English Language Learning). Validated through
GRF	5,032.9	4,269.6	84.8%	1,020.5	
American College Testing					Administration of the Prairie State Achievement Exam (PSAE)
GRF	12,687.0	11,037.0	87.0%	1,228.9	
Other State	865.8	0.0	0.0%	0.0	
Federal	3,314.9	1,316.1	39.7%	0.0	
Harte-Hanks					Will provide evaluation and review of vendor services to ensure the quality and accuracy of all Illinois' assessments
Federal	379.0	198.3	52.3%	0.0	
Danny Long					Will serve as the Partnership for Assessment of Readiness for College and Careers (PARCC) Coordinator.
Federal	117.0	112.1	95.8%	9.8	
GRF	10.0	3.8	37.5%	0.3	
Wesley D. Bruce					Will provide professional consultation and management services relating to ISBE and Partnership Assessment of Readiness for College Careers (PARCC) assessment accountability, and develop a technology plan for the implementation of PARCC.
Other State	91.5	78.1	85.3%	10.7	
Education Development Center					Will provide guidance and framework for reviewing assessments to determine reliability and fairness of use to measure growth for teacher evaluation. Will pull together content teams to develop Type II and Type III assessments to be available to Race to the Top districts.
Federal	349.8	174.9	50.0%	174.9	
<u>System of Support and District Intervention</u>					
Macon Piatt ROE #39					Will support the consistent design and delivery of state professional development modules, materials and workshops through the statewide system in the areas of Math,
Federal	137.6	126.1	91.7%	11.5	
American Institutes for Research					Will direct and support the work of the Statewide System of Support (SSOS) in establishing programs and processes based on scientifically-based research and best practices.
Federal	12,379.0	9,379.0	75.8%	0.0	
Northern Illinois University					Refinement and maintenance of the IIRC and the development of a consolidated SIP/DIP/TIP and the Race to the Top Phase Three
GRF	993.8	993.8	100.0%	0.0	
Federal	472.0	105.6	22.4%	0.0	
Academic Development, Inc.					Technical assistance to schools/districts in developing evaluations for the content and effectiveness of the parental involvement policy activities and programs for improving the academic quality of schools through the spread of internet technology

	<u>Funded Amount</u>	<u>Expended Year to Date</u>	<u>% Spent Year to Date</u>	<u>June Expenditures</u>	<u>Description</u>
Federal	100.7	100.7	100.0%	25.2	
Sangamon County ROE #51					Will provide staff assistance to review budgets for school improvement 1003(a) and 1003(g) and other grants as needed. To provide monitors and advisors for School Improvement 1003(g) and System of Support and technical assistance.
Federal	100.0	30.0	30.0%	0.0	
Champaign-Ford ROE#9					Will provide resources, stipends and travel for committee members to develop a math curriculum models project focused on middle and high schools which can be adopted or adapted for each school if needed to implement.
Federal	509.3	509.3	100.0%	50.0	
<u>Educator Licensure</u>					
Hupp Information Technologies					Redesign of the TCIS TSR Systems
Other State	1,092.4	0.0	0.0%	0.0	
Illinois State University					Coordinate work to support of the National Board of Professional Teaching Standards to
Federal	350.2	244.6	69.9%	0.0	
<u>Preparation and Evaluation</u>					
3 Hearing Officers					Certification Revocation Hearing Officers
Other State	179.9	22.5	12.5%	7.5	
American Institutes for Research					Will provide a work plan that lays out strategic timelines and outcomes to be completed monthly through 6/30/13, in order to fulfill the short term and long term goals of PEAC
Federal	95.6	87.6	91.7%	8.0	
Westat					Will serve as the entity to conduct the PERA Research Based Study.
Federal	471.3	353.5	75.0%	0.0	
<u>Chief Performance Officer</u>					
IL Board of Higher Education					Integrate infrastructure and data systems of IBHE and ISBE for IL Longitudinal Data System
Federal	107.7	96.5	89.6%	0.0	
IL Board of Higher Education					IL Longitudinal Data System Status Reports
Federal	430.4	15.2	3.5%	0.0	
MSF&W					Co-project manager for the Illinois Longitudinal Data System (ILDS)
Federal	182.5	176.1	96.5%	16.0	
Illinois Community College Board					Funding for ICCB to perform certain services related to the State Longitudinal Data System ARRA Grant
Federal	700.0	170.0	24.3%	19.1	
Northern Illinois University					NIU will update the Illinois Interactive Report card to implement to new state report card per Public Act 097-0671.
Federal	190.0	190.0	100.0%	0.0	
Diversified Services Network					Time and materials contract for one business analyst for the Illinois Longitudinal Data System.
Federal	175.3	146.2	83.4%	14.2	
22nd Century Technologies Inc					Time and materials contract for one business analyst for the Illinois Longitudinal Data System.
Federal	133.5	58.7	44.0%	0.0	
Paradigm Solutions Inc					Time and materials contract for two programmer analysts for the Illinois Longitudinal Data System.
Federal	396.4	223.7	56.4%	16.7	

	<u>Funded Amount</u>	<u>Expended Year to Date</u>	<u>% Spent Year to Date</u>	<u>June Expenditures</u>	<u>Description</u>
MSF&W					Will implement a knowledge management system for ISBE as part of the Longitudinal Data System project.
Federal	174.1	162.8	93.5%	3.9	
Champaign-Ford ROE #9					Will perform the services required to complete the LEA Support and Regional Capacity project as detailed in the Race to the Top grant.
	160.0	160.0	100.0%	40.0	
IlliniCloud					Will provide professional development services to train personnel in Race to the Top participating in LEAS to implement and use the Illinois Shared Learning Environment (ISLE). Will provide technical training for teachers, district technical staff, and administrators. Will perform content tagging that will enable digital content to be searchable through ISLE applications and accessible for teachers using ISLE.
Federal	515.8	387.5	75.1%	0.0	
National Student Clearinghouse					Purchase of National Student Clearinghouse data which will report the enrollment and progress of Illinois high school graduates who have matriculated to post secondary institutions within the United States.
Federal	182.8	182.8	100.0%	0.0	
UChicago Impact, LLC					Will develop and administer a statewide Survey of Learning Conditions as required by Section 2-3.153 of the School Code (105ILCS5/2-3.153).
GRF	133.4	133.4	100.0%	0.0	
Federal	256.6	22.6	8.8%	0.0	
Northern Illinois University					Will provide services to support the startup activities of an ILDS multi-agency governance framework.
Federal	85.7	64.2	75.0%	0.0	
IBM					Will construct the ISBE Data Warehouse, a key component of the Illinois Longitudinal Data System (ILDS). Will be responsible for a scope of work that includes building the warehouse and all associated components.
Federal	1,800.0	1,250.0	69.4%	250.0	
Capitol Strategies Consulting					A data analyst will meet project needs for The Center for Performance including will generate ad hoc reports and data analysis in support of the division of Early Childhood and will also produce data submissions for the EDEN/EDFacts system.
GRF	85.0	36.2	42.6%	8.0	
Other State	80.3	0.0	0.0%	0.0	
Southern Illinois University					Will conduct a study of how Illinois school districts are using the 5Essentials Survey Data for school improvement. The study will provide guidance to the agency on the effectiveness of its Survey for Learning Conditions program and on refinements needed for future implementation.
Federal	79.4	19.8	25.0%	0.0	
<u>Fiscal and Procurement</u>					
Crowe Horwath					Will follow the agency procedures for GAAP reports and the IOC's SAMS chapter 27 procedures to assist staff in extracting and compiling data from the Agency's Internal Accounting System for the purpose of converting accounting information from cash basis GAAP reporting
GRF	98.0	58.1	59.3%	2.6	
Multilingual Connections					Translation of documents from English to other languages
Federal	71.0	8.2	11.5%	0.2	
Other State	1.3	1.3	100.0%	0.0	
GRF	1.2	1.2	100.0%	0.0	

	<u>Funded Amount</u>	<u>Expended Year to Date</u>	<u>% Spent Year to Date</u>	<u>June Expenditures</u>	<u>Description</u>
<u>Funding & Disbursements</u>					
MTW Solutions, LLC					Technical Support for e-Grants System
Federal	45.0	12.2	27.1%	0.0	
GRF	15.0	7.7	51.4%	0.0	
<u>Nutrition Programs</u>					
Legal Resolve, Inc.					Administrative Hearing Officer for Child Care Food Program
Federal	150.0	48.2	32.2%	0.0	
Department of Public Health					Conduct the summer food sanitation inspections
Federal	207.0	67.0	32.4%	0.0	
					Will purchase air, newspaper, radio space, transportation (bus/train) and billboard advertising space and/or time for a promotional campaign to create awareness and increase participation in the Summer Food Service Program.
Hambrick & Associates					
Federal	450.0	0.0	0.0%	0.0	
<u>School Business Services</u>					
North Chicago SD 187					Technical assistance to promote the financial health of the this district. Will provide funding toward the salary and benefits for a new financial and budget analyst position at the district.
Other State	128.5	119.5	93.0%	119.5	
East St. Louis SD 189					P.A. 98-0034, Sec 30 authorized the sum of \$3,000,000, appropriated from the General Revenue Fund to ISBE for the ordinary and contingent expenses of E. St Louis School District #189.
GRF	3,000.0	3,000.0	100.0%	0.0	
East St. Louis SD 189					Will provide funding toward salary, and benefits for a new Chief Financial Officer (CFO) position at the district.
Other State	236.0	0.0	0.0%	0.0	
LASALLE-PERU TOWNSHIP HIGH					School Maintenance Grant
Other State	50.0	50.0	100.0%	0.0	
KEWANEE CUSD 229					School Maintenance Grant
Other State	50.0	50.0	100.0%	0.0	
OHIO COMM CONS SD 17					School Maintenance Grant
Other State	50.0	50.0	100.0%	0.0	
MARSEILLES ESD 150					School Maintenance Grant
Other State	50.0	0.0	0.0%	0.0	
EAST PEORIA SD 86					School Maintenance Grant
Other State	50.0	50.0	100.0%	0.0	
LOCKPORT SD 91					School Maintenance Grant
Other State	50.0	50.0	100.0%	0.0	
SOUTHWESTERN CUSD 9					School Maintenance Grant
Other State	50.0	50.0	100.0%	0.0	
OGLESBY ESD 125					School Maintenance Grant
Other State	50.0	0.0	0.0%	0.0	
ST JOSEPH OGDEN CHSD305					School Maintenance Grant
Other State	50.0	50.0	100.0%	0.0	
CRESTON CCSD 161					School Maintenance Grant
Other State	50.0	50.0	100.0%	0.0	
BELLEVILLE SD 118					School Maintenance Grant
Other State	50.0	50.0	100.0%	0.0	

	<u>Funded Amount</u>	<u>Expended Year to Date</u>	<u>% Spent Year to Date</u>	<u>June Expenditures</u>	<u>Description</u>
BOND COUNTY 2					School Maintenance Grant
Other State	50.0	50.0	100.0%	0.0	
DOLTON CUSD 149					School Maintenance Grant
Other State	50.0	50.0	100.0%	0.0	
JOLIET PUBLIC SCH DIST 86					School Maintenance Grant
Other State	50.0	50.0	100.0%	0.0	
SIGNAL HILL SD 181					School Maintenance Grant
Other State	50.0	50.0	100.0%	0.0	
ASTORIA CUSD 1					School Maintenance Grant
Other State	50.0	50.0	100.0%	0.0	
ARMSTRONG-ELLIS CSD 61					School Maintenance Grant
Other State	50.0	50.0	100.0%	0.0	
MIDWEST CENTRAL CUD 191					School Maintenance Grant
Other State	50.0	50.0	100.0%	0.0	
LANSING SD 158					School Maintenance Grant
Other State	50.0	50.0	100.0%	0.0	
EAST ALTON-WOOD RIVER					School Maintenance Grant
Other State	50.0	50.0	100.0%	0.0	
ANNA SD 37					School Maintenance Grant
Other State	50.0	50.0	100.0%	0.0	
HARDIN CNTY CUD 1					School Maintenance Grant
Other State	50.0	50.0	100.0%	0.0	
GILLESPIE CUSD 7					School Maintenance Grant
Other State	50.0	50.0	100.0%	0.0	
MAHOMET-SEYMOUR CUSD 3					School Maintenance Grant
Other State	50.0	50.0	100.0%	0.0	
WASHINGTON CHSD 308					School Maintenance Grant
Other State	50.0	50.0	100.0%	0.0	
GIBSON-MELVIN-SIBLEY CUSD 5					School Maintenance Grant
Other State	50.0	50.0	100.0%	0.0	
CARLINVILLE CUSD 1					School Maintenance Grant
Other State	50.0	50.0	100.0%	0.0	
MERIDIAN CUSD 15					School Maintenance Grant
Other State	50.0	50.0	100.0%	0.0	
CENTRAL CUSD 4					School Maintenance Grant
Other State	50.0	50.0	100.0%	0.0	
CRYSTAL LAKE CCSD 47					School Maintenance Grant
Other State	50.0	50.0	100.0%	0.0	
FAIRMONT SD 89					School Maintenance Grant
Other State	50.0	50.0	100.0%	0.0	
CASEY-WESTFIELD CUSD 4C					School Maintenance Grant
Other State	50.0	50.0	100.0%	0.0	
PRINCETON TWP HSD 500					School Maintenance Grant
Other State	50.0	50.0	100.0%	0.0	
DU QUOIN COMMUNITY UNIT SCHOOL					School Maintenance Grant
Other State	50.0	50.0	100.0%	0.0	
KANKAKEE SD 111					School Maintenance Grant
Other State	50.0	50.0	100.0%	0.0	
QUEEN BEE SD 16					School Maintenance Grant

	<u>Funded Amount</u>	<u>Expended Year to Date</u>	<u>% Spent Year to Date</u>	<u>June Expenditures</u>	<u>Description</u>
Other State LIMESTONE CHSD 310	50.0	50.0	100.0%	0.0	School Maintenance Grant
Other State PIKELAND CUSD 10	50.0	50.0	100.0%	0.0	School Maintenance Grant
Other State KINNIKINNICK CCSD131	50.0	50.0	100.0%	0.0	School Maintenance Grant
Other State CHRISTOPHER UNIT SCHOOL DIST 99	50.0	50.0	100.0%	0.0	School Maintenance Grant
Other State WALTONVILLE CUSD 1	50.0	50.0	100.0%	0.0	School Maintenance Grant
Other State SUNNYBROOK SCHOOL DIST 171	50.0	50.0	100.0%	0.0	School Maintenance Grant
Other State SPARTA CUSD 140	50.0	50.0	100.0%	0.0	School Maintenance Grant
Other State PEARL CITY CUSD 200	50.0	50.0	100.0%	0.0	School Maintenance Grant
Other State SHELBYVILLE CUSD 4	50.0	50.0	100.0%	0.0	School Maintenance Grant
Other State GALATIA CUSD 1	50.0	50.0	100.0%	0.0	School Maintenance Grant
Other State CHESTER CUSD 139	50.0	50.0	100.0%	0.0	School Maintenance Grant
Other State DOLTON SCHOOL DIST 148	50.0	50.0	100.0%	0.0	School Maintenance Grant
Other State THORNTON THSD 205	50.0	50.0	100.0%	0.0	School Maintenance Grant
Other State LENA WINSLOW CUSD 202	50.0	50.0	100.0%	0.0	School Maintenance Grant
Other State ORANGEVILLE SCHOOL DISTRICT 203	50.0	50.0	100.0%	0.0	School Maintenance Grant
Other State SARATOGA CCSD 60C	50.0	50.0	100.0%	0.0	School Maintenance Grant
Other State WOODLAND CCSD 50	50.0	50.0	100.0%	0.0	School Maintenance Grant
Other State HARRISON SD 36	50.0	50.0	100.0%	0.0	School Maintenance Grant
Other State LYONS SD 103	50.0	50.0	100.0%	0.0	School Maintenance Grant
Other State MANHATTAN SD 114	50.0	50.0	100.0%	0.0	School Maintenance Grant
Other State ZION-BENTON THSD 126	50.0	50.0	100.0%	0.0	School Maintenance Grant
Other State WESTERN COMMUNITY UNIT SD 12	50.0	50.0	100.0%	0.0	School Maintenance Grant
Other State CALUMET CITY SD 155	50.0	50.0	100.0%	0.0	School Maintenance Grant
Other State BELLEVILLE TWP HSD 201	50.0	50.0	100.0%	0.0	School Maintenance Grant
Other State	50.0	50.0	100.0%	0.0	

	<u>Funded Amount</u>	<u>Expended Year to Date</u>	<u>% Spent Year to Date</u>	<u>June Expenditures</u>	<u>Description</u>
CHESTER-EAST LINCOLN CCSD 61					School Maintenance Grant
Other State	50.0	50.0	100.0%	0.0	
MERIDIAN CUSD 101					School Maintenance Grant
Other State	50.0	50.0	100.0%	0.0	
SOUTH HOLLAND SD 151					School Maintenance Grant
Other State	50.0	50.0	100.0%	0.0	
NORTH WAMAC SD 186					School Maintenance Grant
Other State	50.0	50.0	100.0%	0.0	
ASHLEY CCSD 15					School Maintenance Grant
Other State	50.0	50.0	100.0%	0.0	
ELVERADO CUSD 196					School Maintenance Grant
Other State	50.0	50.0	100.0%	0.0	
ZION ESD 6					School Maintenance Grant
Other State	50.0	50.0	100.0%	0.0	
EAST MOLINE SD 37					School Maintenance Grant
Other State	50.0	50.0	100.0%	0.0	
EAST ST LOUIS SD 189					School Maintenance Grant
Other State	50.0	50.0	100.0%	0.0	
LASALLE ESD 122					School Maintenance Grant
Other State	50.0	50.0	100.0%	0.0	
PRAIRIE-HILLS ELEM SD 144					School Maintenance Grant
Other State	50.0	50.0	100.0%	0.0	
OTTAWA THSD 140					School Maintenance Grant
Other State	50.0	50.0	100.0%	0.0	
GALESBURG CUSD 205					School Maintenance Grant
Other State	50.0	50.0	100.0%	0.0	
GOREVILLE CUD 1					School Maintenance Grant
Other State	50.0	50.0	100.0%	0.0	
CENTRALIA SD 135					School Maintenance Grant
Other State	50.0	50.0	100.0%	0.0	
FAIRFIELD PSD 112					School Maintenance Grant
Other State	50.0	50.0	100.0%	0.0	
NEW HOPE CCSD 6					School Maintenance Grant
Other State	50.0	50.0	100.0%	0.0	
FAIRFIELD CHSD 225					School Maintenance Grant
Other State	50.0	50.0	100.0%	0.0	
BENTON CHSD 103					School Maintenance Grant
Other State	50.0	50.0	100.0%	0.0	
ROCK ISLAND SD 41					School Maintenance Grant
Other State	50.0	50.0	100.0%	0.0	
EWING NORTHERN CCSD 115					School Maintenance Grant
Other State	50.0	50.0	100.0%	0.0	
FARRINGTON CCSD 99					School Maintenance Grant
Other State	50.0	50.0	100.0%	0.0	
LICK CREEK CCSD 16					School Maintenance Grant
Other State	50.0	50.0	100.0%	0.0	
EGYPTIAN CUSD 5					School Maintenance Grant
Other State	50.0	50.0	100.0%	0.0	
COUNTY OF WILL SCHOOL DIST 88					School Maintenance Grant

	<u>Funded Amount</u>	<u>Expended Year to Date</u>	<u>% Spent Year to Date</u>	<u>June Expenditures</u>	<u>Description</u>
Other State STREATOR TWP HSD 40	50.0	50.0	100.0%	0.0	School Maintenance Grant
Other State CENTRAL A AND M COMMUNITY UNIT	50.0	50.0	100.0%	0.0	School Maintenance Grant
Other State MT VERNON CITY SCHOOL 80	50.0	50.0	100.0%	0.0	School Maintenance Grant
Other State HARMONY EMGE SD 175	50.0	50.0	100.0%	0.0	School Maintenance Grant
Other State BOARD OF ED SD 100	50.0	50.0	100.0%	0.0	School Maintenance Grant
Other State FREEPORT SD 145	50.0	50.0	100.0%	0.0	School Maintenance Grant
Other State OFALLON COMM CONS 90	50.0	50.0	100.0%	0.0	School Maintenance Grant
Other State COMMUNITY UNIT SCH DIST NO 1	50.0	50.0	100.0%	0.0	School Maintenance Grant
Other State COOK CO BD OF ED 89	50.0	50.0	100.0%	0.0	School Maintenance Grant
Other State SULLIVAN C U SCHOOL DIST 300	50.0	50.0	100.0%	0.0	School Maintenance Grant
Other State CARTERVILLE CUSD 5	50.0	50.0	100.0%	0.0	School Maintenance Grant
Other State EAST RICHLAND CUSD 1	50.0	50.0	100.0%	0.0	School Maintenance Grant
Other State ANNA JONESBORO CHSD 81	50.0	50.0	100.0%	0.0	School Maintenance Grant
Other State ROCK FALLS ESD 13	50.0	50.0	100.0%	0.0	School Maintenance Grant
Other State RED HILL CUSD 10	50.0	50.0	100.0%	0.0	School Maintenance Grant
Other State ROSSVILLE-ALVIN CSD 7	50.0	50.0	100.0%	0.0	School Maintenance Grant
Other State LITCHFIELD CUD 12	50.0	50.0	100.0%	0.0	School Maintenance Grant
Other State ROCKTON SD 140	50.0	50.0	100.0%	0.0	School Maintenance Grant
Other State POTOMAC CUSD 10	50.0	50.0	100.0%	0.0	School Maintenance Grant
Other State MILLSTADT CCSD 160	50.0	50.0	100.0%	0.0	School Maintenance Grant
Other State PONTIAC TWP HSD 90	50.0	50.0	100.0%	0.0	School Maintenance Grant
Other State ILLINI CENTRAL SCHOOL DIST 189	50.0	50.0	100.0%	0.0	School Maintenance Grant
Other State NORTH WAYNE CUSD 200	50.0	50.0	100.0%	0.0	School Maintenance Grant
Other State MT OLIVE CUSD 5	50.0	50.0	100.0%	0.0	School Maintenance Grant
Other State	50.0	50.0	100.0%	0.0	

	<u>Funded Amount</u>	<u>Expended Year to Date</u>	<u>% Spent Year to Date</u>	<u>June Expenditures</u>	<u>Description</u>
ARCOLA CUSD 306					School Maintenance Grant
Other State	50.0	50.0	100.0%	0.0	
OHIO CHSD 505					School Maintenance Grant
Other State	50.0	50.0	100.0%	0.0	
PROPHETSTOWN-LYNDON CUSD 3					School Maintenance Grant
Other State	50.0	50.0	100.0%	0.0	
PRINCETON ELEM SD 115					School Maintenance Grant
Other State	50.0	50.0	100.0%	0.0	
SALEM SD 111					School Maintenance Grant
Other State	50.0	50.0	100.0%	0.0	
ARMSTRONG TWP HSD 225					School Maintenance Grant
Other State	50.0	50.0	100.0%	0.0	
CARBONDALE CHSD 165					School Maintenance Grant
Other State	50.0	50.0	100.0%	0.0	
SOUTH CENTRAL CUSD 401					School Maintenance Grant
Other State	50.0	50.0	100.0%	0.0	
BURNHAM COOK COUNTY					School Maintenance Grant
Other State	50.0	50.0	100.0%	0.0	
EAST COLOMA-NELSON CONS ELEM					School Maintenance Grant
Other State	50.0	50.0	100.0%	0.0	
ARGO CHSD 217					School Maintenance Grant
Other State	50.0	50.0	100.0%	0.0	
COMMUNITY UNIT SCHOOL DIST 3					School Maintenance Grant
Other State	50.0	50.0	100.0%	0.0	
MENDON CUSD 4					School Maintenance Grant
Other State	50.0	50.0	100.0%	0.0	
PIKELAND CUSD 10					School Maintenance Grant
Other State	50.0	50.0	100.0%	0.0	
WESTERN COMMUNITY UNIT SD 12					School Maintenance Grant
Other State	50.0	50.0	100.0%	0.0	
GOREVILLE CUD 1					School Maintenance Grant
Other State	50.0	50.0	100.0%	0.0	
NEW SIMPSON HILL C D 32					School Maintenance Grant
Other State	50.0	50.0	100.0%	0.0	
SHAWNEE CUSD 84					School Maintenance Grant
Other State	50.0	50.0	100.0%	0.0	
MULBERRY GROVE CUSD 1					School Maintenance Grant
Other State	50.0	50.0	100.0%	0.0	
BOND COUNTY 2					School Maintenance Grant
Other State	50.0	50.0	100.0%	0.0	
EFFINGHAM CUSD 40					School Maintenance Grant
Other State	50.0	50.0	100.0%	0.0	
COMMUNITY UNIT SCHOOL DIST 50					School Maintenance Grant
Other State	50.0	50.0	100.0%	0.0	
BELVIDERE CUSD 100					School Maintenance Grant
Other State	50.0	50.0	100.0%	0.0	
ROCKTON SD 140					School Maintenance Grant
Other State	50.0	50.0	100.0%	0.0	
HONONEGAH CHSD 207					School Maintenance Grant

	<u>Funded Amount</u>	<u>Expended Year to Date</u>	<u>% Spent Year to Date</u>	<u>June Expenditures</u>	<u>Description</u>
Other State QUINCY SD 172	50.0	50.0	100.0%	0.0	School Maintenance Grant
Other State CAIRO SD 1	50.0	50.0	100.0%	0.0	School Maintenance Grant
Other State DURAND CUSD 322	50.0	50.0	100.0%	0.0	School Maintenance Grant
Other State WINNEBAGO CUSD 323	50.0	50.0	100.0%	0.0	School Maintenance Grant
Other State COMM CONS SCHOOL DISTRICT NO 15	50.0	50.0	100.0%	0.0	School Maintenance Grant
Other State PROSPECT HEIGHTS SD 23	50.0	50.0	100.0%	0.0	School Maintenance Grant
Other State RIVER TRAILS SD 26	50.0	50.0	100.0%	0.0	School Maintenance Grant
Other State NORTHBROOK SD 28	50.0	50.0	100.0%	0.0	School Maintenance Grant
Other State SUNSET RIDGE SD 29	50.0	50.0	100.0%	0.0	School Maintenance Grant
Other State NORTHBROOK-GLENVIEW SD 30	50.0	50.0	100.0%	0.0	School Maintenance Grant
Other State SCHOOL DIST 34 COOK COUNTY	50.0	50.0	100.0%	0.0	School Maintenance Grant
Other State COOK COUNTY SCHOOL DISTRICT 36	50.0	50.0	100.0%	0.0	School Maintenance Grant
Other State AVOCA SCHOOL DIST 37	50.0	50.0	100.0%	0.0	School Maintenance Grant
Other State WILMETTE SD 39	50.0	50.0	100.0%	0.0	School Maintenance Grant
Other State MOUNT PROSPECT SD 57	50.0	50.0	100.0%	0.0	School Maintenance Grant
Other State COMMUNITY CONS SCH DIST 62	50.0	50.0	100.0%	0.0	School Maintenance Grant
Other State BOARD OF EDUCATION	50.0	50.0	100.0%	0.0	School Maintenance Grant
Other State GOLF ELEM SD 67	50.0	50.0	100.0%	0.0	School Maintenance Grant
Other State SKOKIE SD 68	50.0	50.0	100.0%	0.0	School Maintenance Grant
Other State SKOKIE SD 69	50.0	50.0	100.0%	0.0	School Maintenance Grant
Other State MORTON GROVE SD 70	50.0	50.0	100.0%	0.0	School Maintenance Grant
Other State NILES ELEM SD 71	50.0	50.0	100.0%	0.0	School Maintenance Grant
Other State SKOKIE SD 73-5	50.0	50.0	100.0%	0.0	School Maintenance Grant
Other State LINCOLNWOOD SD 74	50.0	50.0	100.0%	50.0	School Maintenance Grant
Other State	50.0	50.0	100.0%	0.0	

	<u>Funded Amount</u>	<u>Expended Year to Date</u>	<u>% Spent Year to Date</u>	<u>June Expenditures</u>	<u>Description</u>
NEW TRIER TWP HSD 203					School Maintenance Grant
Other State	50.0	50.0	100.0%	0.0	
MAINE TWP HSD 207					School Maintenance Grant
Other State	50.0	50.0	100.0%	0.0	
TOWNSHIP HSD 214					School Maintenance Grant
Other State	50.0	50.0	100.0%	0.0	
TOWNSHIP HSD 211					School Maintenance Grant
Other State	50.0	50.0	100.0%	0.0	
BOARD OF EDUCATION DIST 78					School Maintenance Grant
Other State	50.0	50.0	100.0%	0.0	
COOK CNTY BD EDUCATION 083					School Maintenance Grant
Other State	50.0	50.0	100.0%	0.0	
FRANKLIN PARK SD 84					School Maintenance Grant
Other State	50.0	50.0	100.0%	0.0	
RHODES SD 84-5					School Maintenance Grant
Other State	50.0	50.0	100.0%	0.0	
RIVER GROVE SD 85-5					School Maintenance Grant
Other State	50.0	50.0	100.0%	0.0	
UNION RIDGE SD 86					School Maintenance Grant
Other State	50.0	50.0	100.0%	0.0	
RIVER FOREST SD 90					School Maintenance Grant
Other State	50.0	50.0	100.0%	0.0	
LINDOP SD 92					School Maintenance Grant
Other State	50.0	50.0	100.0%	0.0	
HILLSIDE SD 93					School Maintenance Grant
Other State	50.0	50.0	100.0%	0.0	
COUNTY OF COOK SCHOOL DIST 98					School Maintenance Grant
Other State	50.0	50.0	100.0%	0.0	
LYONS SD 103					School Maintenance Grant
Other State	50.0	50.0	100.0%	0.0	
LA GRANGE SD 105					School Maintenance Grant
Other State	50.0	50.0	100.0%	0.0	
LAGRANGE HIGHLANDS SD 106					School Maintenance Grant
Other State	50.0	50.0	100.0%	0.0	
OAK PARK & RIVER FOREST D 200					School Maintenance Grant
Other State	50.0	50.0	100.0%	0.0	
SCHOOL DIST 208-COOK COUNTY					School Maintenance Grant
Other State	50.0	50.0	100.0%	0.0	
LEYDEN CHSD 212					School Maintenance Grant
Other State	50.0	50.0	100.0%	0.0	
SCHOOL DIST 234 RIDGEWOOD HIGH					School Maintenance Grant
Other State	50.0	50.0	100.0%	0.0	
COUNTY OF COOK SCHOOL DIST 104					School Maintenance Grant
Other State	50.0	50.0	100.0%	0.0	
WILLOW SPRINGS SD 108					School Maintenance Grant
Other State	50.0	50.0	100.0%	0.0	
CENTRAL STICKNEY SD 110					School Maintenance Grant
Other State	50.0	50.0	100.0%	0.0	
SCHOOL DISTRICT 111					School Maintenance Grant

	<u>Funded</u>	<u>Expended</u>	<u>% Spent</u>	<u>June</u>	<u>Description</u>
	<u>Amount</u>	<u>Year to</u>	<u>Year to</u>	<u>Expenditures</u>	
		<u>Date</u>	<u>Date</u>		
Other State	50.0	50.0	100.0%	0.0	
LEMONT-BROMBEREK CSD 113A					School Maintenance Grant
Other State	50.0	50.0	100.0%	0.0	
NORTH PALOS SD 117					School Maintenance Grant
Other State	50.0	50.0	100.0%	0.0	
COUNTY OF COOK SCHOOL DIST 122					School Maintenance Grant
Other State	50.0	50.0	100.0%	50.0	
OAK LAWN-HOMETOWN S D 123					School Maintenance Grant
Other State	50.0	50.0	100.0%	0.0	
PALOS HEIGHTS SD 128					School Maintenance Grant
Other State	50.0	50.0	100.0%	0.0	
KIRBY SD 140					School Maintenance Grant
Other State	50.0	50.0	100.0%	0.0	
FOREST RIDGE SD 142					School Maintenance Grant
Other State	50.0	50.0	100.0%	0.0	
COMMUNITY CONS SCH DIST 146					School Maintenance Grant
Other State	50.0	50.0	100.0%	0.0	
HARVEY SD 152					School Maintenance Grant
Other State	50.0	50.0	100.0%	0.0	
HOMEWOOD SD 153					School Maintenance Grant
Other State	50.0	50.0	100.0%	0.0	
FLOSSMOOR SD 161					School Maintenance Grant
Other State	50.0	50.0	100.0%	0.0	
SANDRIDGE SD 172					School Maintenance Grant
Other State	50.0	50.0	100.0%	0.0	
ARGO CHSD 217					School Maintenance Grant
Other State	50.0	50.0	100.0%	0.0	
COMMUNITY HIGH SCHOOL DIST 218					School Maintenance Grant
Other State	50.0	50.0	100.0%	0.0	
REAVIS TWP HSD 220					School Maintenance Grant
Other State	50.0	50.0	100.0%	0.0	
OAK LAWN CHSD 229					School Maintenance Grant
Other State	50.0	50.0	100.0%	0.0	
CONSOLIDATED HIGH SCH DIST 230					School Maintenance Grant
Other State	50.0	50.0	100.0%	0.0	
EVERGREEN PARK CHSD 231					School Maintenance Grant
Other State	50.0	50.0	100.0%	0.0	
CHADWICK-MILLEDGEVILLE CUSD 399					School Maintenance Grant
Other State	50.0	50.0	100.0%	0.0	
EAST DUBUQUE CUSD 119					School Maintenance Grant
Other State	50.0	50.0	100.0%	0.0	
GALENA CUSD 120					School Maintenance Grant
Other State	50.0	50.0	100.0%	0.0	
SUNNYBROOK SCHOOL DIST 171					School Maintenance Grant
Other State	50.0	50.0	100.0%	0.0	
STOCKTON CUSD 206					School Maintenance Grant
Other State	50.0	50.0	100.0%	0.0	
SCALES MOUND CUSD 211					School Maintenance Grant
Other State	50.0	50.0	100.0%	0.0	

	<u>Funded Amount</u>	<u>Expended Year to Date</u>	<u>% Spent Year to Date</u>	<u>June Expenditures</u>	<u>Description</u>
DAKOTA CUSD 201					School Maintenance Grant
Other State	50.0	50.0	100.0%	0.0	
COMMUNITY UNIT SCHOOL DIST 3					School Maintenance Grant
Other State	50.0	50.0	100.0%	0.0	
COMMUNITY UNIT SCH DIST 7					School Maintenance Grant
Other State	50.0	50.0	100.0%	0.0	
HERITAGE CUSD 8					School Maintenance Grant
Other State	50.0	50.0	100.0%	0.0	
PRAIRIEVIEW-OGDEN CCSD 197					School Maintenance Grant
Other State	50.0	50.0	100.0%	0.0	
GIBSON-MELVIN-SIBLEY CUSD 5					School Maintenance Grant
Other State	50.0	50.0	100.0%	0.0	
COUNTY OF CHRISTIAN TAYLORVILLE					School Maintenance Grant
Other State	50.0	50.0	100.0%	0.0	
PANHANDLE COMM UNIT SCH DIST					School Maintenance Grant
Other State	50.0	50.0	100.0%	0.0	
HILLSBORO CUSD 3					School Maintenance Grant
Other State	50.0	50.0	100.0%	0.0	
CASEY-WESTFIELD CUSD 4C					School Maintenance Grant
Other State	50.0	50.0	100.0%	0.0	
CHARLESTON CUSD 1					School Maintenance Grant
Other State	50.0	50.0	100.0%	0.0	
WHEELING C C SCHOOL DIST 21					School Maintenance Grant
Other State	50.0	50.0	100.0%	0.0	
ALSIP-HAZLGRN-OAKLWN SD 126					School Maintenance Grant
Other State	50.0	50.0	100.0%	0.0	
MORRISONVILLE CUSD 1					School Maintenance Grant
Other State	50.0	50.0	100.0%	0.0	
COUNTY OF COLE					School Maintenance Grant
Other State	50.0	50.0	100.0%	0.0	
TUSCOLA CUSD 301					School Maintenance Grant
Other State	50.0	50.0	100.0%	0.0	
SCHOOL DISTRICT NO 95					School Maintenance Grant
Other State	50.0	50.0	100.0%	0.0	
SHELBYVILLE CUSD 4					School Maintenance Grant
Other State	50.0	50.0	100.0%	0.0	
STEWARDSON-STRASBURG CUD 5A					School Maintenance Grant
Other State	50.0	50.0	100.0%	0.0	
CLAY CITY CUSD 10					School Maintenance Grant
Other State	50.0	50.0	100.0%	0.0	
JASPER COUNTY CUD 1					School Maintenance Grant
Other State	50.0	50.0	100.0%	0.0	
EAST RICHLAND CUSD 1					School Maintenance Grant
Other State	50.0	50.0	100.0%	0.0	
COUNTY OF RICHLAND					School Maintenance Grant
Other State	50.0	50.0	100.0%	0.0	
WESCLIN CUSD 3					School Maintenance Grant
Other State	50.0	50.0	100.0%	0.0	
CENTRAL COMM HIGH SCHL DIST 71					School Maintenance Grant

	<u>Funded Amount</u>	<u>Expended Year to Date</u>	<u>% Spent Year to Date</u>	<u>June Expenditures</u>	<u>Description</u>
Other State DEKALB CUSD 428	50.0	50.0	100.0%	0.0	School Maintenance Grant
Other State FIVE-COUNTY REG VOC SYST-EFE	50.0	50.0	100.0%	0.0	School Maintenance Grant
Other State KENILWORTH SD 38	50.0	50.0	100.0%	0.0	School Maintenance Grant
Other State ELMWOOD PARK SCHOOL TREAS	50.0	50.0	100.0%	0.0	School Maintenance Grant
Other State MATTOON CUSD 2	50.0	50.0	100.0%	0.0	School Maintenance Grant
Other State CENTRAL A AND M COMMUNITY UNIT	50.0	50.0	100.0%	0.0	School Maintenance Grant
Other State SANDWICH CUSD 430	50.0	50.0	100.0%	0.0	School Maintenance Grant
Other State SOMONAUK CUSD 432	50.0	50.0	100.0%	0.0	School Maintenance Grant
Other State TRI- POINT CUSD 6-J	50.0	50.0	100.0%	0.0	School Maintenance Grant
Other State ODELL CCSD 435	50.0	50.0	100.0%	0.0	School Maintenance Grant
Other State SAUNEMIN CCSD 438	50.0	50.0	100.0%	0.0	School Maintenance Grant
Other State LEROY CUSD 2	50.0	50.0	100.0%	0.0	School Maintenance Grant
Other State MCLEAN COUNTY UD 5	50.0	50.0	100.0%	0.0	School Maintenance Grant
Other State OLYMPIA CUSD 16	50.0	50.0	100.0%	0.0	School Maintenance Grant
Other State WOOD DALE SD 7	50.0	50.0	100.0%	0.0	School Maintenance Grant
Other State ITASCA PUBLIC SCHOOLS DIST 10	50.0	50.0	100.0%	0.0	School Maintenance Grant
Other State QUEEN BEE SD 16	50.0	50.0	100.0%	0.0	School Maintenance Grant
Other State KEENEYVILLE SD 20	50.0	50.0	100.0%	0.0	School Maintenance Grant
Other State BUTLER SD 53	50.0	50.0	100.0%	0.0	School Maintenance Grant
Other State WOODRIDGE SD 68	50.0	50.0	100.0%	0.0	School Maintenance Grant
Other State BELLWOOD SD 88	50.0	50.0	100.0%	0.0	School Maintenance Grant
Other State PROVISO TWP HSD 209	50.0	50.0	100.0%	0.0	School Maintenance Grant
Other State CHICAGO RIDGE SD 1275	50.0	50.0	100.0%	0.0	School Maintenance Grant
Other State PARK FOREST SD 163	50.0	50.0	100.0%	0.0	School Maintenance Grant
Other State	50.0	50.0	100.0%	0.0	

	<u>Funded Amount</u>	<u>Expended Year to Date</u>	<u>% Spent Year to Date</u>	<u>June Expenditures</u>	<u>Description</u>
COMMUNITY UNIT DISTRICT 3					School Maintenance Grant
Other State	50.0	50.0	100.0%	0.0	
COMMUNITY UNIT SCHOOL DIST 4					School Maintenance Grant
Other State	50.0	50.0	100.0%	0.0	
SULLIVAN C U SCHOOL DIST 300					School Maintenance Grant
Other State	50.0	50.0	100.0%	0.0	
NORTH CLAY CUSD 25					School Maintenance Grant
Other State	50.0	50.0	100.0%	0.0	
CARLYLE CUSD 1					School Maintenance Grant
Other State	50.0	50.0	100.0%	0.0	
DAMIANSVILLE SD 62					School Maintenance Grant
Other State	50.0	50.0	100.0%	0.0	
COMMUNITY UNIT DIST 425					School Maintenance Grant
Other State	50.0	50.0	100.0%	0.0	
CLINTON CUSD 15					School Maintenance Grant
Other State	50.0	50.0	100.0%	0.0	
DOWNERS GROVE GSD 58					School Maintenance Grant
Other State	50.0	50.0	100.0%	0.0	
DARIEN SD 61					School Maintenance Grant
Other State	50.0	50.0	100.0%	0.0	
DUPAGE HSD 88					School Maintenance Grant
Other State	50.0	50.0	100.0%	0.0	
COMMUNITY CONS SCHOOL DIST 93					School Maintenance Grant
Other State	50.0	50.0	100.0%	0.0	
LAKE PARK CHSD 108					School Maintenance Grant
Other State	50.0	50.0	100.0%	0.0	
COMM CONS SCH DIST 180					School Maintenance Grant
Other State	50.0	50.0	100.0%	0.0	
COMMUNITY UNIT SCHOOL DIST 200					School Maintenance Grant
Other State	50.0	50.0	100.0%	0.0	
LISLE CUSD 202					School Maintenance Grant
Other State	50.0	50.0	100.0%	0.0	
INDIAN PRAIRIE 204					School Maintenance Grant
Other State	50.0	50.0	100.0%	0.0	
ELMHURST SD 205					School Maintenance Grant
Other State	50.0	50.0	100.0%	0.0	
DUPAGE AREA OCCUP EDUCATIONAL					School Maintenance Grant
Other State	50.0	50.0	100.0%	0.0	
POPE CO CUD 1					School Maintenance Grant
Other State	50.0	50.0	100.0%	0.0	
GALATIA CUSD 1					School Maintenance Grant
Other State	50.0	50.0	100.0%	0.0	
COMMUNITY CONSOLIDATED DIST 6					School Maintenance Grant
Other State	50.0	50.0	100.0%	0.0	
FAIRFIELD CHSD 225					School Maintenance Grant
Other State	50.0	50.0	100.0%	0.0	
NORRIS CITY-OMAHA-ENFIELD CU 3					School Maintenance Grant
Other State	50.0	50.0	100.0%	0.0	
BENTON CCSD 47					School Maintenance Grant

	<u>Funded Amount</u>	<u>Expended Year to Date</u>	<u>% Spent Year to Date</u>	<u>June Expenditures</u>	<u>Description</u>
Other State MARION CUSD 2	50.0	50.0	100.0%	0.0	School Maintenance Grant
Other State ASTORIA CUSD 1	50.0	50.0	100.0%	0.0	School Maintenance Grant
Other State FULTON COUNTY CUSD 3	50.0	50.0	100.0%	0.0	School Maintenance Grant
Other State CANTON UNION SD 66	50.0	50.0	100.0%	0.0	School Maintenance Grant
Other State NETTLE CREEK CCSD 24C	50.0	50.0	100.0%	0.0	School Maintenance Grant
Other State MORRIS SD 54	50.0	50.0	100.0%	0.0	School Maintenance Grant
Other State SCH DIST 60C	50.0	50.0	100.0%	0.0	School Maintenance Grant
Other State MORRIS CHSD 101	50.0	50.0	100.0%	0.0	School Maintenance Grant
Other State NEWARK CHSD 18	50.0	50.0	100.0%	0.0	School Maintenance Grant
Other State NEWARK CCSD 66	50.0	50.0	100.0%	0.0	School Maintenance Grant
Other State LISBON CCSD 90	50.0	50.0	100.0%	0.0	School Maintenance Grant
Other State YORKVILLE CUSD 115	50.0	50.0	100.0%	0.0	School Maintenance Grant
Other State OSWEGO CUSD 308	50.0	50.0	100.0%	0.0	School Maintenance Grant
Other State INA CCSD 8	50.0	50.0	100.0%	0.0	School Maintenance Grant
Other State WEST PRAIRIE CUSD 103	50.0	50.0	100.0%	0.0	School Maintenance Grant
Other State BUSHNELL PRAIRIE CITY CUSD 170	50.0	50.0	100.0%	0.0	School Maintenance Grant
Other State WEST CENTRAL CUSD 235	50.0	50.0	100.0%	0.0	School Maintenance Grant
Other State MERCER COUNTY SD 404	50.0	50.0	100.0%	0.0	School Maintenance Grant
Other State UNITED CUSD 304	50.0	50.0	100.0%	0.0	School Maintenance Grant
Other State OHIO COMM CONS SD 17	50.0	50.0	100.0%	0.0	School Maintenance Grant
Other State PRINCETON ELEM SD 115	50.0	50.0	100.0%	0.0	School Maintenance Grant
Other State BUREAU VALLEY CUSD 340	50.0	50.0	100.0%	0.0	School Maintenance Grant
Other State PRINCETON TWP HSD 500	50.0	50.0	100.0%	0.0	School Maintenance Grant
Other State OHIO CHSD 505	50.0	50.0	100.0%	0.0	School Maintenance Grant
Other State	50.0	50.0	100.0%	0.0	

	<u>Funded Amount</u>	<u>Expended Year to Date</u>	<u>% Spent Year to Date</u>	<u>June Expenditures</u>	<u>Description</u>
ORION CUSD 223					School Maintenance Grant
Other State	50.0	50.0	100.0%	0.0	
ALWOOD CUSD 225					School Maintenance Grant
Other State	50.0	50.0	100.0%	0.0	
GENESE0 CUSD 228					School Maintenance Grant
Other State	50.0	50.0	100.0%	0.0	
BRADFORD CUSD 1					School Maintenance Grant
Other State	50.0	50.0	100.0%	0.0	
STARK COUNTY CUSD 100					School Maintenance Grant
Other State	50.0	50.0	100.0%	0.0	
CARBONDALE ESD 95					School Maintenance Grant
Other State	50.0	50.0	100.0%	0.0	
CARBONDALE CHSD 165					School Maintenance Grant
Other State	50.0	50.0	100.0%	0.0	
PINCKNEYVILLE SD 50					School Maintenance Grant
Other State	50.0	50.0	100.0%	0.0	
EMMONS SD 33					School Maintenance Grant
Other State	50.0	50.0	100.0%	0.0	
ANTIOCH CCSD 34					School Maintenance Grant
Other State	50.0	50.0	100.0%	0.0	
COMMUNITY CONSOLIDATED SCHOOL					School Maintenance Grant
Other State	50.0	50.0	100.0%	0.0	
COMMUNITY UNIT SCHOOL DIST 60					School Maintenance Grant
Other State	50.0	50.0	100.0%	0.0	
LIBERTYVILLE SD 70					School Maintenance Grant
Other State	50.0	50.0	100.0%	0.0	
SCHOOL DIST 76					School Maintenance Grant
Other State	50.0	50.0	100.0%	0.0	
FREMONT SD 79					School Maintenance Grant
Other State	50.0	50.0	100.0%	0.0	
COMMUNITY UNIT SCHOOL DIST 95					School Maintenance Grant
Other State	50.0	50.0	100.0%	0.0	
KILDEER COUNTRYSIDE CCSD 96					School Maintenance Grant
Other State	50.0	50.0	100.0%	0.0	
APTAKISIC-TRIPP CCSD 102					School Maintenance Grant
Other State	50.0	50.0	100.0%	0.0	
LINCOLNSHIRE-PRAIRIEVIEW 103					School Maintenance Grant
Other State	50.0	50.0	100.0%	0.0	
DEERFIELD SD 109					School Maintenance Grant
Other State	50.0	50.0	100.0%	0.0	
TOWNSHIP HIGH SCHOOL DIST 113					School Maintenance Grant
Other State	50.0	50.0	100.0%	0.0	
LAKE FOREST CHSD 115					School Maintenance Grant
Other State	50.0	50.0	100.0%	0.0	
ANTIOCH C H S D 117					School Maintenance Grant
Other State	50.0	50.0	100.0%	0.0	
WAUCONDA CUSD 118					School Maintenance Grant
Other State	50.0	50.0	100.0%	0.0	
CONSOLIDATED HS DIST 120					School Maintenance Grant

	<u>Funded Amount</u>	<u>Expended Year to Date</u>	<u>% Spent Year to Date</u>	<u>June Expenditures</u>	<u>Description</u>
Other State FAIRVIEW SD 72	50.0	50.0	100.0%	0.0	School Maintenance Grant
Other State ALTON CUSD 11	50.0	50.0	100.0%	0.0	School Maintenance Grant
Other State COUNTY OF DUPAGE SCHOOL DIST 4	50.0	50.0	100.0%	0.0	School Maintenance Grant
Other State COMMUNITY HIGH SCHOOL DIST 99	50.0	50.0	100.0%	0.0	School Maintenance Grant
Other State GALLATIN CUSD 7	50.0	50.0	100.0%	0.0	School Maintenance Grant
Other State KANKAKEE SD 111	50.0	50.0	100.0%	0.0	School Maintenance Grant
Other State GRANT CHSD 124	50.0	50.0	100.0%	0.0	School Maintenance Grant
Other State LASALLE-PERU TOWNSHIP HIGH	50.0	50.0	100.0%	0.0	School Maintenance Grant
Other State PERU PUBLIC SCHOOLS	50.0	50.0	100.0%	0.0	School Maintenance Grant
Other State DIMMICK CCSD 175	50.0	50.0	100.0%	0.0	School Maintenance Grant
Other State MIDWEST CENTRAL CUD 191	49.9	49.9	100.0%	0.0	School Maintenance Grant
Other State SANGAMON VALLEY CUSD 9	50.0	50.0	100.0%	0.0	School Maintenance Grant
Other State NORTH MAC CUSD 34	50.0	50.0	100.0%	0.0	School Maintenance Grant
Other State TRIAD CUSD 2	50.0	50.0	100.0%	0.0	School Maintenance Grant
Other State ROANOKE BENSON CUSD 60	50.0	50.0	100.0%	0.0	School Maintenance Grant
Other State ALDEN HEBRON SD 19	50.0	50.0	100.0%	0.0	School Maintenance Grant
Other State MARENGO-UNION ECSD 165	50.0	50.0	100.0%	0.0	School Maintenance Grant
Other State COMM UNIT SCHOOL DISTRICT 271	50.0	50.0	100.0%	0.0	School Maintenance Grant
Other State OREGON CUSD 220	50.0	50.0	100.0%	0.0	School Maintenance Grant
Other State HAWTHORN CCSD 73	50.0	50.0	100.0%	0.0	School Maintenance Grant
Other State DWIGHT TWP HSD 230	50.0	50.0	100.0%	0.0	School Maintenance Grant
Other State SCHOOL DIST 95 LASALLE COUNTY	50.0	50.0	100.0%	0.0	School Maintenance Grant
Other State SENECA CCSD 170	50.0	50.0	100.0%	0.0	School Maintenance Grant
Other State RUTLAND CCSD 230	50.0	50.0	100.0%	0.0	School Maintenance Grant
Other State	50.0	50.0	100.0%	0.0	

	<u>Funded Amount</u>	<u>Expended Year to Date</u>	<u>% Spent Year to Date</u>	<u>June Expenditures</u>	<u>Description</u>
HARTSBURG EMDEN CUSD 21					School Maintenance Grant
Other State	50.0	50.0	100.0%	0.0	
MOUNT PULASKI CUD 23					School Maintenance Grant
Other State	50.0	50.0	100.0%	0.0	
HAVANA CUSD 126					School Maintenance Grant
Other State	50.0	50.0	100.0%	0.0	
ARGENTA-OREANA CUSD 1					School Maintenance Grant
Other State	50.0	50.0	100.0%	0.0	
WARRENSBURG-LATHAM CUSD 11					School Maintenance Grant
Other State	50.0	50.0	100.0%	0.0	
MERIDIAN CUSD 15					School Maintenance Grant
Other State	50.0	50.0	100.0%	0.0	
DECATUR SD 61					School Maintenance Grant
Other State	50.0	50.0	100.0%	0.0	
DELAND-WELDON CUSD 57					School Maintenance Grant
Other State	50.0	50.0	100.0%	0.0	
COUNTY OF MACOUPIN CUSD 1					School Maintenance Grant
Other State	50.0	50.0	100.0%	0.0	
NORTHWESTERN CUSD 2					School Maintenance Grant
Other State	50.0	50.0	100.0%	0.0	
BUNKER HILL CUSD 8					School Maintenance Grant
Other State	50.0	50.0	100.0%	0.0	
BROWN COUNTY CUSD 1					School Maintenance Grant
Other State	50.0	50.0	100.0%	0.0	
FRANKLIN CUSD 1					School Maintenance Grant
Other State	50.0	50.0	100.0%	0.0	
OAKWOOD CUSD 76					School Maintenance Grant
Other State	50.0	50.0	100.0%	0.0	
LOCKPORT SD 91					School Maintenance Grant
Other State	50.0	50.0	100.0%	0.0	
WETHERSFIELD CUSD 230					School Maintenance Grant
Other State	50.0	50.0	100.0%	0.0	
EAST ALTON-WOOD RIVER CHSD 14					School Maintenance Grant
Other State	50.0	50.0	100.0%	0.0	
COUNTY OF WOODFORD SCHOOL					School Maintenance Grant
Other State	50.0	50.0	100.0%	0.0	
COUNTY OF WOODFORD-EUREKA					School Maintenance Grant
Other State	50.0	50.0	100.0%	0.0	
FOX RIVER GROVE CSD 3					School Maintenance Grant
Other State	50.0	50.0	100.0%	0.0	
COMMUNITY HIGH SCHOOL DIST 155					School Maintenance Grant
Other State	50.0	50.0	100.0%	0.0	
MCHENRY CHSD 156					School Maintenance Grant
Other State	50.0	50.0	100.0%	0.0	
STEELEVILLE CUSD 138					School Maintenance Grant
Other State	50.0	50.0	100.0%	0.0	
EAST MOLINE SD 37					School Maintenance Grant
Other State	50.0	50.0	100.0%	0.0	
PROPHETSTOWN-LYNDON CUSD 3					School Maintenance Grant

	<u>Funded Amount</u>	<u>Expended Year to Date</u>	<u>% Spent Year to Date</u>	<u>June Expenditures</u>	<u>Description</u>
Other State WILL COUNTY SD 92	50.0	50.0	100.0%	0.0	School Maintenance Grant
Other State FRANKFORT CCSD 157C	50.0	50.0	100.0%	0.0	School Maintenance Grant
Other State BEECHER CUSD 200U	50.0	50.0	100.0%	0.0	School Maintenance Grant
Other State VALLEY VIEW CUSD 365U	50.0	50.0	100.0%	0.0	School Maintenance Grant
Other State WORTH SD 127	50.0	50.0	100.0%	0.0	School Maintenance Grant
Other State BREMEN CHSD 228	50.0	50.0	100.0%	0.0	School Maintenance Grant
Other State HOMEWOOD FLOSSMOOR CHSD 233	50.0	50.0	100.0%	0.0	School Maintenance Grant
Other State LUDLOW CCSD 142	50.0	50.0	100.0%	0.0	School Maintenance Grant
Other State HERRIN CUSD 4	50.0	50.0	100.0%	0.0	School Maintenance Grant
Other State COMMUNITY UNIT SCHOOL DIST 300	50.0	50.0	100.0%	0.0	School Maintenance Grant
Other State BOURBONNAIS ESD 53	50.0	50.0	100.0%	0.0	School Maintenance Grant
Other State MILLBURN CCSD 24	50.0	50.0	100.0%	0.0	School Maintenance Grant
Other State LAKE VILLA CCSD 41	50.0	50.0	100.0%	0.0	School Maintenance Grant
Other State ROUND LAKE AREA SD 116	50.0	50.0	100.0%	0.0	School Maintenance Grant
Other State NORTH CHICAGO SD 187	50.0	50.0	100.0%	0.0	School Maintenance Grant
Other State COMMUNITY UNIT SCHOOL DIST 200	50.0	50.0	100.0%	0.0	School Maintenance Grant
Other State COLUMBIA CUSD 4	50.0	50.0	100.0%	0.0	School Maintenance Grant
Other State WATERLOO CUSD 5	50.0	50.0	100.0%	0.0	School Maintenance Grant
Other State RED BUD CUSD 132	50.0	50.0	100.0%	0.0	School Maintenance Grant
Other State WAVERLY CUSD 6	50.0	50.0	100.0%	0.0	School Maintenance Grant
Other State DIXON CUSD 170	50.0	50.0	100.0%	0.0	School Maintenance Grant
Other State POLO CUSD 222	50.0	50.0	100.0%	0.0	School Maintenance Grant
Other State NORWOOD ELEM SD 63	50.0	50.0	100.0%	0.0	School Maintenance Grant
Other State BARTONVILLE SD 66	50.0	50.0	100.0%	0.0	School Maintenance Grant
Other State	50.0	50.0	100.0%	0.0	

	<u>Funded Amount</u>	<u>Expended Year to Date</u>	<u>% Spent Year to Date</u>	<u>June Expenditures</u>	<u>Description</u>
BOARD OF EDUCATION CITY OF					School Maintenance Grant
Other State	50.0	50.0	100.0%	0.0	
LIMESTONE CHSD 310					School Maintenance Grant
Other State	50.0	50.0	100.0%	0.0	
ELMWOOD CUSD 322					School Maintenance Grant
Other State	50.0	50.0	100.0%	0.0	
PEORIA HEIGHTS CUSD 325					School Maintenance Grant
Other State	50.0	50.0	100.0%	0.0	
UNITED THSD 30					School Maintenance Grant
Other State	50.0	50.0	100.0%	0.0	
ROCK ISLAND SD 41					School Maintenance Grant
Other State	50.0	50.0	100.0%	0.0	
SCHOOL DISTRICT 200 SHERRARD COM					School Maintenance Grant
Other State	50.0	50.0	100.0%	0.0	
OFALLON COMM CONS 90					School Maintenance Grant
Other State	50.0	50.0	100.0%	0.0	
PONTIAC-W HOLLIDAY SD 105					School Maintenance Grant
Other State	50.0	50.0	100.0%	0.0	
COUNTY OF ST CLAIR					School Maintenance Grant
Other State	50.0	50.0	100.0%	0.0	
PLEASANT PLAINS CUSD 8					School Maintenance Grant
Other State	50.0	50.0	100.0%	0.0	
CATLIN CUSD 5					School Maintenance Grant
Other State	50.0	50.0	100.0%	0.0	
WHITESIDE COUNTY SCHL DIST 301					School Maintenance Grant
Other State	50.0	50.0	100.0%	0.0	
FAIRMONT SD 89					School Maintenance Grant
Other State	50.0	50.0	100.0%	0.0	
ARCOLA CUSD 306					School Maintenance Grant
Other State	50.0	50.0	100.0%	0.0	
DWIGHT COMMON SD 232					School Maintenance Grant
Other State	50.0	50.0	100.0%	0.0	
OAK GROVE SD 68					School Maintenance Grant
Other State	50.0	50.0	100.0%	0.0	
CONS HIGH SCH DIST 125					School Maintenance Grant
Other State	50.0	50.0	100.0%	0.0	
OTTAWA THSD 140					School Maintenance Grant
Other State	50.0	50.0	100.0%	0.0	
SENECA TWP HSD 160					School Maintenance Grant
Other State	50.0	50.0	100.0%	0.0	
COUNTY OF LASALLE					School Maintenance Grant
Other State	50.0	50.0	100.0%	0.0	
GREENVIEW CUSD 200					School Maintenance Grant
Other State	50.0	50.0	100.0%	0.0	
ATHENS CUSD 213					School Maintenance Grant
Other State	50.0	50.0	100.0%	0.0	
MT OLIVE CUSD 5					School Maintenance Grant
Other State	50.0	50.0	100.0%	0.0	
STAUNTON CUSD 6					School Maintenance Grant

	<u>Funded Amount</u>	<u>Expended Year to Date</u>	<u>% Spent Year to Date</u>	<u>June Expenditures</u>	<u>Description</u>
Other State ROXANA CUSD 1	50.0	50.0	100.0%	0.0	School Maintenance Grant
Other State HIGHLAND CUSD 5	50.0	50.0	100.0%	0.0	School Maintenance Grant
Other State JOHNSBURG CUSD 12	50.0	50.0	100.0%	0.0	School Maintenance Grant
Other State CHESTER CUSD 139	50.0	50.0	100.0%	0.0	School Maintenance Grant
Other State JACKSONVILLE SD 117	50.0	50.0	100.0%	0.0	School Maintenance Grant
Other State COUNTY OF LEE 220 SCHOOL DIST	50.0	50.0	100.0%	0.0	School Maintenance Grant
Other State HAMPTON SD 29	50.0	50.0	100.0%	0.0	School Maintenance Grant
Other State MOLINE USD 40	50.0	50.0	100.0%	0.0	School Maintenance Grant
Other State ROCKRIDGE CUSD 300	50.0	50.0	100.0%	0.0	School Maintenance Grant
Other State ILLINOIS VALLEY CENTRAL UNIT 321	50.0	50.0	100.0%	0.0	School Maintenance Grant
Other State MERIDIAN CUSD 101	50.0	50.0	100.0%	0.0	School Maintenance Grant
Other State COBDEN SUD 17	50.0	50.0	100.0%	0.0	School Maintenance Grant
Other State COUNTY OF COOK SD 99	50.0	50.0	100.0%	0.0	School Maintenance Grant
Other State PRAIRIE-HILLS ELEM SD 144	50.0	50.0	100.0%	0.0	School Maintenance Grant
Other State W HARVEY-DIXMOOR PUB SD 147	50.0	50.0	100.0%	0.0	School Maintenance Grant
Other State BOARD OF EDUC SCHOOL DIST 148	50.0	50.0	100.0%	0.0	School Maintenance Grant
Other State COOK COUNTY SCH 154 1-2 DIST	50.0	50.0	100.0%	0.0	School Maintenance Grant
Other State CALUMET CITY SD 155	50.0	50.0	100.0%	0.0	School Maintenance Grant
Other State LANSING SD 158	50.0	50.0	100.0%	0.0	School Maintenance Grant
Other State BROOKWOOD SD 167	50.0	50.0	100.0%	0.0	School Maintenance Grant
Other State FORD HEIGHTS SD 169	50.0	50.0	100.0%	0.0	School Maintenance Grant
Other State BLOOM TWP HSD 206	50.0	50.0	100.0%	0.0	School Maintenance Grant
Other State THORNTON FRACTIONALTHSD 215	50.0	50.0	100.0%	0.0	School Maintenance Grant
Other State MARTINSVILLE CUSD 3C	50.0	50.0	100.0%	0.0	School Maintenance Grant
Other State	50.0	50.0	100.0%	0.0	

	<u>Funded Amount</u>	<u>Expended Year to Date</u>	<u>% Spent Year to Date</u>	<u>June Expenditures</u>	<u>Description</u>
CENTRALIA SD 135					School Maintenance Grant
Other State	50.0	50.0	100.0%	0.0	
SALEM CHSD 600					School Maintenance Grant
Other State	50.0	50.0	100.0%	0.0	
BENTON CHSD 103					School Maintenance Grant
Other State	50.0	50.0	100.0%	0.0	
CARTERVILLE CUSD 5					School Maintenance Grant
Other State	50.0	50.0	100.0%	0.0	
GARDNER S WILMINGTON THSD 73					School Maintenance Grant
Other State	50.0	50.0	100.0%	0.0	
WALTONVILLE CUSD 1					School Maintenance Grant
Other State	50.0	50.0	100.0%	0.0	
MONMOUTH-ROSEVILLE CUSD 238					School Maintenance Grant
Other State	50.0	50.0	100.0%	0.0	
COOK COUNTY HSD 201					School Maintenance Grant
Other State	50.0	50.0	100.0%	0.0	
RANTOUL CITY SD 137					School Maintenance Grant
Other State	50.0	50.0	100.0%	0.0	
RACCOON CSD 1					School Maintenance Grant
Other State	50.0	50.0	100.0%	0.0	
ELVERADO CUSD 196					School Maintenance Grant
Other State	50.0	50.0	100.0%	0.0	
ST ANNE CHSD 302					School Maintenance Grant
Other State	50.0	50.0	100.0%	0.0	
ZION ESD 6					School Maintenance Grant
Other State	50.0	50.0	100.0%	0.0	
STREATOR ELEMENTARY SD 44					School Maintenance Grant
Other State	50.0	50.0	100.0%	0.0	
OTTAWA ESD 141					School Maintenance Grant
Other State	50.0	50.0	100.0%	0.0	
MARSEILLES ESD 150					School Maintenance Grant
Other State	50.0	50.0	100.0%	0.0	
WALLACE CCSD 195					School Maintenance Grant
Other State	50.0	50.0	100.0%	0.0	
GILLESPIE CUSD 7					School Maintenance Grant
Other State	50.0	50.0	100.0%	0.0	
WOOD RIVER-HARTFORD ESD 15					School Maintenance Grant
Other State	50.0	50.0	100.0%	0.0	
EL PASO-GRIDLEY CUSD 11					School Maintenance Grant
Other State	50.0	50.0	100.0%	0.0	
RILEY CCSD 18					School Maintenance Grant
Other State	50.0	50.0	100.0%	0.0	
PEKIN PUBLIC SD 108					School Maintenance Grant
Other State	50.0	50.0	100.0%	0.0	
DEER CREEK-MACKINAW CUSD 701					School Maintenance Grant
Other State	50.0	50.0	100.0%	0.0	
HOOPESTON AREA CUSD 11					School Maintenance Grant
Other State	50.0	50.0	100.0%	0.0	
NEW LENOX SD 122					School Maintenance Grant

	<u>Funded Amount</u>	<u>Expended Year to Date</u>	<u>% Spent Year to Date</u>	<u>June Expenditures</u>	<u>Description</u>
Other State	50.0	50.0	100.0%	0.0	
SCOTT-MORGAN CUSD 2					School Maintenance Grant
Other State	50.0	50.0	100.0%	0.0	
KINGS CSD 144					School Maintenance Grant
Other State	50.0	50.0	100.0%	0.0	
RIVERDALE CUSD 100					School Maintenance Grant
Other State	50.0	50.0	100.0%	0.0	
BELLEVILLE SD 118					School Maintenance Grant
Other State	50.0	50.0	100.0%	0.0	
MILLSTADT CCSD 160					School Maintenance Grant
Other State	50.0	50.0	100.0%	0.0	
SIGNAL HILL SD 181					School Maintenance Grant
Other State	50.0	50.0	100.0%	0.0	
ROCHESTER CUSD 3A					School Maintenance Grant
Other State	50.0	50.0	100.0%	0.0	
NEW BERLIN COMM UNIT DISTRICT NO 16					School Maintenance Grant
Other State	50.0	50.0	100.0%	0.0	
SPRINGFIELD SD 186					School Maintenance Grant
Other State	50.0	50.0	100.0%	0.0	
WASHINGTON CHSD 308					School Maintenance Grant
Other State	50.0	50.0	100.0%	0.0	
GEORGETOWN-RIDGE FARM CUSD 4					School Maintenance Grant
Other State	50.0	50.0	100.0%	0.0	
EGYPTIAN CUSD 5					School Maintenance Grant
Other State	50.0	50.0	100.0%	0.0	
LEWISTOWN SCHOOL DISTRICT 97					School Maintenance Grant
Other State	50.0	50.0	100.0%	0.0	
KANKAKEE AREA CAREER CENTER					School Maintenance Grant
Other State	50.0	50.0	100.0%	0.0	
LINCOLN ESD 27					School Maintenance Grant
Other State	50.0	50.0	100.0%	0.0	
LINCOLN CHSD 404					School Maintenance Grant
Other State	50.0	50.0	100.0%	0.0	
MONTICELLO CU 25					School Maintenance Grant
Other State	50.0	50.0	100.0%	0.0	
LIMESTONE WALTERS CCSD 316					School Maintenance Grant
Other State	50.0	50.0	100.0%	0.0	
PRINCEVILLE CUSD 326					School Maintenance Grant
Other State	50.0	50.0	100.0%	0.0	
FOX LAKE GSD 114					School Maintenance Grant
Other State	50.0	50.0	100.0%	0.0	
COOK CO BD OF ED 89					School Maintenance Grant
Other State	50.0	50.0	100.0%	0.0	
BOARD OF EDUCATION SD 100					School Maintenance Grant
Other State	50.0	50.0	100.0%	0.0	
EVERGREEN PARK ESD 124					School Maintenance Grant
Other State	50.0	50.0	100.0%	0.0	
CALUMET PUBLIC SD 132					School Maintenance Grant
Other State	50.0	50.0	100.0%	0.0	

	<u>Funded Amount</u>	<u>Expended Year to Date</u>	<u>% Spent Year to Date</u>	<u>June Expenditures</u>	<u>Description</u>
DOLTON CUSD 149					School Maintenance Grant
Other State	50.0	50.0	100.0%	0.0	
COUNTY OF COOK SCHOOL DIST 157					School Maintenance Grant
Other State	50.0	50.0	100.0%	0.0	
MATTESON SCHOOL DISTRICT 162					School Maintenance Grant
Other State	50.0	50.0	100.0%	0.0	
THORNTON THSD 205					School Maintenance Grant
Other State	50.0	50.0	100.0%	0.0	
CENTRALIA HSD 200					School Maintenance Grant
Other State	50.0	50.0	100.0%	0.0	
NASHVILLE CHSD 99					School Maintenance Grant
Other State	50.0	50.0	100.0%	0.0	
HIAWATHA CUSD 426					School Maintenance Grant
Other State	50.0	50.0	100.0%	0.0	
HARDIN CNTY CUD 1					School Maintenance Grant
Other State	50.0	50.0	100.0%	0.0	
JOHNSTON CITY CUSD 1					School Maintenance Grant
Other State	50.0	50.0	100.0%	0.0	
MT VERNON CITY SCHOOL 80					School Maintenance Grant
Other State	50.0	50.0	100.0%	0.0	
COUNTY OF JEFFERSON SD 82					School Maintenance Grant
Other State	50.0	50.0	100.0%	0.0	
ANNAWAN CUSD 226					School Maintenance Grant
Other State	50.0	50.0	100.0%	0.0	
DU QUOIN COMMUNITY UNIT SCHOOL					School Maintenance Grant
Other State	50.0	50.0	100.0%	0.0	
SCHOOL DIST 131 KANE CO					School Maintenance Grant
Other State	50.0	50.0	100.0%	0.0	
WARREN THSD 121					School Maintenance Grant
Other State	50.0	50.0	100.0%	0.0	
ZION-BENTON THSD 126					School Maintenance Grant
Other State	50.0	50.0	100.0%	0.0	
COMMUNITY HIGH SCHOOL DIST 128					School Maintenance Grant
Other State	50.0	50.0	100.0%	0.0	
STREATOR TWP HSD 40					School Maintenance Grant
Other State	50.0	50.0	100.0%	0.0	
MENDOTA COMMUNITY CONS SD 289					School Maintenance Grant
Other State	50.0	50.0	100.0%	0.0	
CARROLLTON CUSD 1					School Maintenance Grant
Other State	50.0	50.0	100.0%	0.0	
MARENGO CHSD 154					School Maintenance Grant
Other State	50.0	50.0	100.0%	0.0	
TRIOPIA CUSD 27					School Maintenance Grant
Other State	50.0	50.0	100.0%	0.0	
LEBANON CUSD 9					School Maintenance Grant
Other State	50.0	50.0	100.0%	0.0	
CAHOKIA CUSD 187					School Maintenance Grant
Other State	50.0	50.0	100.0%	0.0	
BOARD OF EDUCATION SD 189					School Maintenance Grant

	<u>Funded Amount</u>	<u>Expended Year to Date</u>	<u>% Spent Year to Date</u>	<u>June Expenditures</u>	<u>Description</u>
Other State DISTRICT 50 SCHOOLS	50.0	50.0	100.0%	0.0	School Maintenance Grant
Other State MORTON CUSD 709	50.0	50.0	100.0%	0.0	School Maintenance Grant
Other State ROSSVILLE-ALVIN CSD 7	50.0	50.0	100.0%	0.0	School Maintenance Grant
Other State MOKENA SD 159	50.0	50.0	100.0%	0.0	School Maintenance Grant
Other State BETHALTO CUSD 8	50.0	50.0	100.0%	0.0	School Maintenance Grant
Other State WILLIAMSVILLE CUSD 15	50.0	50.0	100.0%	0.0	School Maintenance Grant
Other State ILLINI BLUFFS CUSD 327	50.0	50.0	100.0%	0.0	School Maintenance Grant
Other State PEMBROKE CCSD 259	50.0	50.0	100.0%	0.0	School Maintenance Grant
Other State COOK COUNTY SCHOOL DISTRICT 133	50.0	50.0	100.0%	0.0	School Maintenance Grant
Other State FREEBURG CHSD 77	50.0	50.0	100.0%	0.0	School Maintenance Grant
Other State BALL CHATHAM CUSD 5	50.0	50.0	100.0%	0.0	School Maintenance Grant
Other State COOK COUNTY SCHOOL DIST 168	50.0	50.0	100.0%	0.0	School Maintenance Grant
Other State FENTON CHSD 100	50.0	50.0	100.0%	0.0	School Maintenance Grant
Other State ST ANNE CCSD 256	50.0	50.0	100.0%	0.0	School Maintenance Grant
Other State LAKE CO HIGH SCHL TECHNOLOGY	50.0	50.0	100.0%	0.0	School Maintenance Grant
Other State EAST ALTON SD 13	50.0	50.0	100.0%	0.0	School Maintenance Grant
Other State DUPO CUSD 196	50.0	50.0	100.0%	0.0	School Maintenance Grant
Other State SHILOH VILLAGE SD 85	50.0	50.0	100.0%	0.0	School Maintenance Grant
Other State DANVILLE CCSD 118	50.0	50.0	100.0%	0.0	School Maintenance Grant
Other State ROCK FALLS ESD 13	50.0	50.0	100.0%	0.0	School Maintenance Grant
Other State COUNTY OF WILL SCHOOL DIST 88	50.0	50.0	100.0%	0.0	School Maintenance Grant
Other State COUNTY OF WILL SD90	50.0	50.0	100.0%	0.0	School Maintenance Grant
Other State CRETE-MONEE SD 201-U	50.0	50.0	100.0%	0.0	School Maintenance Grant
Other State PLAINFIELD SD 202	50.0	50.0	100.0%	0.0	School Maintenance Grant
Other State	50.0	50.0	100.0%	0.0	

	<u>Funded Amount</u>	<u>Expended Year to Date</u>	<u>% Spent Year to Date</u>	<u>June Expenditures</u>	<u>Description</u>
LINCOLN WAY CHSD 210					School Maintenance Grant
Other State	50.0	50.0	100.0%	0.0	
COMMUNITY UNIT SCHOOL DIST 3					School Maintenance Grant
Other State	50.0	50.0	100.0%	0.0	
MENDON CUSD 4					School Maintenance Grant
Other State	50.0	50.0	100.0%	0.0	
QUINCY SD 172					School Maintenance Grant
Other State	50.0	50.0	100.0%	0.0	
PIKELAND CUSD 10					School Maintenance Grant
Other State	50.0	50.0	100.0%	0.0	
WESTERN COMMUNITY UNIT SD 12					School Maintenance Grant
Other State	50.0	50.0	100.0%	0.0	
VIENNA HSD 133					School Maintenance Grant
Other State	50.0	50.0	100.0%	0.0	
MASSAC COUNTY UNIT SCHOOL DIST 1					School Maintenance Grant
Other State	50.0	50.0	100.0%	0.0	
LICK CREEK CCSD 16					School Maintenance Grant
Other State	50.0	50.0	100.0%	0.0	
ANNA SD 37					School Maintenance Grant
Other State	50.0	50.0	100.0%	0.0	
BOND COUNTY 2					School Maintenance Grant
Other State	50.0	50.0	100.0%	0.0	
VANDALIA CUSD 203					School Maintenance Grant
Other State	50.0	50.0	100.0%	0.0	
KINNIKINNICK CCSD131					School Maintenance Grant
Other State	50.0	50.0	100.0%	0.0	
ROCKTON SD 140					School Maintenance Grant
Other State	50.0	50.0	100.0%	0.0	
WINNEBAGO CUSD 323					School Maintenance Grant
Other State	50.0	50.0	100.0%	0.0	
PROSPECT HEIGHTS SD 23					School Maintenance Grant
Other State	50.0	50.0	100.0%	0.0	
TOWNSHIP HSD 214					School Maintenance Grant
Other State	50.0	50.0	100.0%	0.0	
FRANKLIN PARK SD 84					School Maintenance Grant
Other State	50.0	50.0	100.0%	0.0	
COOK CO BD OF ED 89					School Maintenance Grant
Other State	50.0	50.0	100.0%	0.0	
LINDOP SD 92					School Maintenance Grant
Other State	50.0	50.0	100.0%	0.0	
COUNTY OF COOK SD 99					School Maintenance Grant
Other State	50.0	50.0	100.0%	0.0	
LA GRANGE SD 105					School Maintenance Grant
Other State	50.0	50.0	100.0%	0.0	
COOK COUNTY HSD 201					School Maintenance Grant
Other State	50.0	50.0	100.0%	0.0	
EVERGREEN PARK ESD 124					School Maintenance Grant
Other State	50.0	50.0	100.0%	0.0	
ALSIP-HAZLGRN-OAKLWN SD 126					School Maintenance Grant

	<u>Funded Amount</u>	<u>Expended Year to Date</u>	<u>% Spent Year to Date</u>	<u>June Expenditures</u>	<u>Description</u>
Other State CALUMET PUBLIC SD 132	50.0	50.0	100.0%	0.0	School Maintenance Grant
Other State HARVEY SD 152	50.0	50.0	100.0%	0.0	School Maintenance Grant
Other State HAZEL CREST SD 152-5	50.0	50.0	100.0%	0.0	School Maintenance Grant
Other State HOMEWOOD SD 153	50.0	50.0	100.0%	0.0	School Maintenance Grant
Other State COOK COUNTY SCH 154 1-2 DIST	50.0	50.0	100.0%	0.0	School Maintenance Grant
Other State CALUMET CITY SD 155	50.0	50.0	100.0%	0.0	School Maintenance Grant
Other State GALENA CUSD 120	50.0	50.0	100.0%	0.0	School Maintenance Grant
Other State WARREN CUSD 205	50.0	50.0	100.0%	0.0	School Maintenance Grant
Other State SCALES MOUND CUSD 211	50.0	50.0	100.0%	0.0	School Maintenance Grant
Other State FISHER CUSD 1	50.0	50.0	100.0%	0.0	School Maintenance Grant
Other State COMMUNITY UNIT SCHOOL DIST 3	50.0	50.0	100.0%	0.0	School Maintenance Grant
Other State CHAMPAIGN CUSD 4	50.0	50.0	100.0%	0.0	School Maintenance Grant
Other State COMMUNITY UNIT SCH DIST 7	50.0	50.0	100.0%	0.0	School Maintenance Grant
Other State GIBSON-MELVIN-SIBLEY CUSD 5	50.0	50.0	100.0%	0.0	School Maintenance Grant
Other State COUNTY OF CHRISTIAN TAYLORVILLE	50.0	50.0	100.0%	0.0	School Maintenance Grant
Other State HILLSBORO CUSD 3	50.0	50.0	100.0%	0.0	School Maintenance Grant
Other State MARTINSVILLE CUSD 3C	50.0	50.0	100.0%	0.0	School Maintenance Grant
Other State COMMUNITY UNIT SCHOOL DIST NO 6	50.0	50.0	100.0%	0.0	School Maintenance Grant
Other State CARLYLE CUSD 1	50.0	50.0	100.0%	0.0	School Maintenance Grant
Other State BREESE ELEMENTARY DIST 12	50.0	50.0	100.0%	0.0	School Maintenance Grant
Other State SYCAMORE CUSD 427	50.0	50.0	100.0%	0.0	School Maintenance Grant
Other State HINCKLEY BIG ROCK CUSD 429	50.0	50.0	100.0%	0.0	School Maintenance Grant
Other State TRI- POINT CUSD 6-J	50.0	50.0	100.0%	0.0	School Maintenance Grant
Other State PONTIAC TWP HSD 90	50.0	50.0	100.0%	0.0	School Maintenance Grant
Other State	50.0	50.0	100.0%	0.0	

	<u>Funded Amount</u>	<u>Expended Year to Date</u>	<u>% Spent Year to Date</u>	<u>June Expenditures</u>	<u>Description</u>
COUNTY OF DUPAGE SCHOOL DIST 4					School Maintenance Grant
Other State	50.0	50.0	100.0%	0.0	
ITASCA PUBLIC SCHOOLS DIST 10					School Maintenance Grant
Other State	50.0	50.0	100.0%	0.0	
DOWNERS GROVE GSD 58					School Maintenance Grant
Other State	50.0	50.0	100.0%	0.0	
COUNTY OF DUPAGE					School Maintenance Grant
Other State	50.0	50.0	100.0%	0.0	
FENTON CHSD 100					School Maintenance Grant
Other State	50.0	50.0	100.0%	0.0	
COMMUNITY UNIT SCHOOL DIST 200					School Maintenance Grant
Other State	50.0	50.0	100.0%	0.0	
NORRIS CITY-OMAHA-ENFIELD CU 3					School Maintenance Grant
Other State	50.0	50.0	100.0%	0.0	
EWING NORTHERN CCSD 115					School Maintenance Grant
Other State	50.0	50.0	100.0%	0.0	
MARION CUSD 2					School Maintenance Grant
Other State	50.0	50.0	100.0%	0.0	
LEWISTOWN SCHOOL DISTRICT 97					School Maintenance Grant
Other State	50.0	50.0	100.0%	0.0	
GARDNER S WILMINGTON THSD 73					School Maintenance Grant
Other State	50.0	50.0	100.0%	0.0	
NEWARK CCSD 66					School Maintenance Grant
Other State	50.0	50.0	100.0%	0.0	
COUNTY OF JEFFERSON SD 82					School Maintenance Grant
Other State	50.0	50.0	100.0%	0.0	
WEST CENTRAL CUSD 235					School Maintenance Grant
Other State	50.0	50.0	100.0%	0.0	
PRINCETON TWP HSD 500					School Maintenance Grant
Other State	50.0	50.0	100.0%	0.0	
CAMBRIDGE CUSD 227					School Maintenance Grant
Other State	50.0	50.0	100.0%	0.0	
WETHERSFIELD CUSD 230					School Maintenance Grant
Other State	50.0	50.0	100.0%	0.0	
BRADFORD CUSD 1					School Maintenance Grant
Other State	50.0	50.0	100.0%	0.0	
GOREVILLE CUD 1					School Maintenance Grant
Other State	50.0	50.0	100.0%	0.0	
AVOCA SCHOOL DIST 37					School Maintenance Grant
Other State	50.0	50.0	100.0%	0.0	
RHODES SD 84-5					School Maintenance Grant
Other State	50.0	50.0	100.0%	0.0	
HILLSIDE SD 93					School Maintenance Grant
Other State	50.0	50.0	100.0%	0.0	
COOK COUNTY SCHOOL DIST 151					School Maintenance Grant
Other State	50.0	50.0	100.0%	0.0	
SUNNYBROOK SCHOOL DIST 171					School Maintenance Grant
Other State	50.0	50.0	100.0%	0.0	
ARTHUR CUSD 305					School Maintenance Grant

	<u>Funded Amount</u>	<u>Expended Year to Date</u>	<u>% Spent Year to Date</u>	<u>June Expenditures</u>	<u>Description</u>
Other State	50.0	50.0	100.0%	0.0	
STEWARDSON-STRASBURG CUD 5A					School Maintenance Grant
Other State	50.0	50.0	100.0%	0.0	
SHELBYVILLE CUSD 4					School Maintenance Grant
Other State	50.0	50.0	100.0%	0.0	
CLAY CITY CUSD 10					School Maintenance Grant
Other State	50.0	50.0	100.0%	0.0	
JASPER COUNTY CUD 1					School Maintenance Grant
Other State	50.0	50.0	100.0%	0.0	
ASHLEY CCSD 15					School Maintenance Grant
Other State	50.0	50.0	100.0%	0.0	
NASHVILLE CHSD 99					School Maintenance Grant
Other State	50.0	50.0	100.0%	0.0	
MCLEAN COUNTY UD 5					School Maintenance Grant
Other State	50.0	50.0	100.0%	0.0	
HARDIN CNTY CUD 1					School Maintenance Grant
Other State	50.0	50.0	100.0%	0.0	
HARRISBURG CUSD 3					School Maintenance Grant
Other State	50.0	50.0	100.0%	0.0	
ELDORADO CUSD 4					School Maintenance Grant
Other State	50.0	50.0	100.0%	0.0	
HERRIN CUSD 4					School Maintenance Grant
Other State	50.0	50.0	100.0%	0.0	
WALTONVILLE CUSD 1					School Maintenance Grant
Other State	50.0	50.0	100.0%	0.0	
STARK COUNTY CUSD 100					School Maintenance Grant
Other State	50.0	50.0	100.0%	0.0	
GIANT CITY CCSD 130					School Maintenance Grant
Other State	50.0	50.0	100.0%	0.0	
CARBONDALE CHSD 165					School Maintenance Grant
Other State	50.0	50.0	100.0%	0.0	
ELVERADO CUSD 196					School Maintenance Grant
Other State	50.0	50.0	100.0%	0.0	
DU QUOIN COMMUNITY UNIT SCHOOL					School Maintenance Grant
Other State	50.0	50.0	100.0%	0.0	
KANELAND CUSD 302					School Maintenance Grant
Other State	50.0	50.0	100.0%	0.0	
GENEVA CUSD 304					School Maintenance Grant
Other State	50.0	50.0	100.0%	0.0	
CENTRAL CUSD 4					School Maintenance Grant
Other State	50.0	50.0	100.0%	0.0	
IROQUOIS WEST CUSD 10					School Maintenance Grant
Other State	50.0	50.0	100.0%	0.0	
GALESBURG CUSD 205					School Maintenance Grant
Other State	50.0	50.0	100.0%	0.0	
EMMONS SD 33					School Maintenance Grant
Other State	50.0	50.0	100.0%	0.0	
ANTIOCH CCSD 34					School Maintenance Grant
Other State	50.0	50.0	100.0%	0.0	

	<u>Funded Amount</u>	<u>Expended Year to Date</u>	<u>% Spent Year to Date</u>	<u>June Expenditures</u>	<u>Description</u>
COMMUNITY UNIT SCHOOL DIST 60					School Maintenance Grant
Other State	50.0	50.0	100.0%	0.0	
LINCOLN ESD 27					School Maintenance Grant
Other State	50.0	50.0	100.0%	0.0	
COUNTY OF ST CLAIR SD 130					School Maintenance Grant
Other State	50.0	50.0	100.0%	0.0	
SCHOOL DISTRICT NO 85					School Maintenance Grant
Other State	50.0	50.0	100.0%	0.0	
DANVILLE CCSD 118					School Maintenance Grant
Other State	50.0	50.0	100.0%	0.0	
FRANKFORT CCSD 157C					School Maintenance Grant
Other State	50.0	50.0	100.0%	0.0	
RIVER GROVE SD 85-5					School Maintenance Grant
Other State	50.0	50.0	100.0%	0.0	
LYONS SD 103					School Maintenance Grant
Other State	50.0	50.0	100.0%	0.0	
NAUVOO-COLUSA CUSD 325					School Maintenance Grant
Other State	50.0	50.0	100.0%	0.0	
COMMUNITY UNIT SCHOOL DIST 300					School Maintenance Grant
Other State	50.0	50.0	100.0%	0.0	
CENTRAL CUSD 301					School Maintenance Grant
Other State	50.0	50.0	100.0%	0.0	
MOMENCE COMM UNIT SCH DIST 1					School Maintenance Grant
Other State	50.0	50.0	100.0%	0.0	
HERSCHER CUSD 2					School Maintenance Grant
Other State	50.0	50.0	100.0%	0.0	
KANKAKEE SD 111					School Maintenance Grant
Other State	50.0	50.0	100.0%	0.0	
ZION ESD 6					School Maintenance Grant
Other State	50.0	50.0	100.0%	0.0	
FOX LAKE GSD 114					School Maintenance Grant
Other State	50.0	50.0	100.0%	0.0	
WAUCONDA CUSD 118					School Maintenance Grant
Other State	50.0	50.0	100.0%	0.0	
CONSOLIDATED HS DIST 120					School Maintenance Grant
Other State	50.0	50.0	100.0%	0.0	
COMMUNITY HIGH SCH DIST 128					School Maintenance Grant
Other State	50.0	50.0	100.0%	0.0	
NORTH CHICAGO SD 187					School Maintenance Grant
Other State	50.0	50.0	100.0%	0.0	
STREATOR TWP HSD 40					School Maintenance Grant
Other State	50.0	50.0	100.0%	0.0	
STREATOR ELEMENTARY SD 44					School Maintenance Grant
Other State	50.0	50.0	100.0%	0.0	
ALLEN TWSP COMM CONS DIST 65					School Maintenance Grant
Other State	50.0	50.0	100.0%	0.0	
OGLESBY ESD 125					School Maintenance Grant
Other State	50.0	50.0	100.0%	0.0	
OTTAWA THSD 140					School Maintenance Grant

	<u>Funded Amount</u>	<u>Expended Year to Date</u>	<u>% Spent Year to Date</u>	<u>June Expenditures</u>	<u>Description</u>
Other State OTTAWA ESD 141	50.0	50.0	100.0%	0.0	School Maintenance Grant
Other State SENECA TWP HSD 160	50.0	50.0	100.0%	0.0	School Maintenance Grant
Other State SENECA CCSD 170	50.0	50.0	100.0%	0.0	School Maintenance Grant
Other State COUNTY OF LASALLE SD 280	50.0	50.0	100.0%	0.0	School Maintenance Grant
Other State MOUNT PULASKI CUD 23	50.0	50.0	100.0%	0.0	School Maintenance Grant
Other State MIDWEST CENTRAL CUD 191	50.0	50.0	100.0%	0.0	School Maintenance Grant
Other State WARRENSBURG-LATHAM CUSD 11	50.0	50.0	100.0%	0.0	School Maintenance Grant
Other State DELAND-WELDON CUSD 57	50.0	50.0	100.0%	0.0	School Maintenance Grant
Other State MT OLIVE CUSD 5	50.0	50.0	100.0%	0.0	School Maintenance Grant
Other State STAUNTON CUSD 6	50.0	50.0	100.0%	0.0	School Maintenance Grant
Other State GILLESPIE CUSD 7	50.0	50.0	100.0%	0.0	School Maintenance Grant
Other State SOUTHWESTERN CUSD 9	50.0	50.0	100.0%	0.0	School Maintenance Grant
Other State TRIAD CUSD 2	50.0	50.0	100.0%	0.0	School Maintenance Grant
Other State HIGHLAND CUSD 5	50.0	50.0	100.0%	0.0	School Maintenance Grant
Other State CARY CCSD 26	50.0	50.0	100.0%	0.0	School Maintenance Grant
Other State COMMUNITY HIGH SCHOOL DIST 155	50.0	50.0	100.0%	0.0	School Maintenance Grant
Other State MCHENRY CHSD 156	50.0	50.0	100.0%	0.0	School Maintenance Grant
Other State COLUMBIA CUSD 4	50.0	50.0	100.0%	0.0	School Maintenance Grant
Other State RED BUD CUSD 132	50.0	50.0	100.0%	0.0	School Maintenance Grant
Other State TRIOPIA CUSD 27	50.0	50.0	100.0%	0.0	School Maintenance Grant
Other State JACKSONVILLE SD 117	50.0	50.0	100.0%	0.0	School Maintenance Grant
Other State COMMUNITY UNIT SCHOOL DISTRICT 1	50.0	50.0	100.0%	0.0	School Maintenance Grant
Other State DIXON CUSD 170	50.0	50.0	100.0%	0.0	School Maintenance Grant
Other State KINGS CSD 144	50.0	50.0	100.0%	0.0	School Maintenance Grant
Other State	50.0	50.0	100.0%	0.0	

	<u>Funded Amount</u>	<u>Expended Year to Date</u>	<u>% Spent Year to Date</u>	<u>June Expenditures</u>	<u>Description</u>
OREGON CUSD 220					School Maintenance Grant
Other State	50.0	50.0	100.0%	0.0	
MOLINE USD 40					School Maintenance Grant
Other State	50.0	50.0	100.0%	0.0	
ROCK ISLAND SD 41					School Maintenance Grant
Other State	50.0	50.0	100.0%	0.0	
OFALLON COMM CONS 90					School Maintenance Grant
Other State	50.0	50.0	100.0%	0.0	
PONTIAC-W HOLLIDAY SD 105					School Maintenance Grant
Other State	50.0	50.0	100.0%	0.0	
WOLF BRANCH SD 113					School Maintenance Grant
Other State	50.0	50.0	100.0%	0.0	
BELLEVILLE SD 118					School Maintenance Grant
Other State	50.0	50.0	100.0%	0.0	
BOARD OF EDUCATION SD 189					School Maintenance Grant
Other State	50.0	50.0	100.0%	0.0	
OFALLON TWP HSD 203					School Maintenance Grant
Other State	50.0	50.0	100.0%	0.0	
BALL CHATHAM CUSD 5					School Maintenance Grant
Other State	50.0	50.0	100.0%	0.0	
AUBURN CUSD 10					School Maintenance Grant
Other State	50.0	50.0	100.0%	0.0	
WILLIAMSVILLE CUSD 15					School Maintenance Grant
Other State	50.0	50.0	100.0%	0.0	
SPRINGFIELD SD 186					School Maintenance Grant
Other State	50.0	50.0	100.0%	0.0	
PEKIN CHSD 303					School Maintenance Grant
Other State	50.0	50.0	100.0%	0.0	
WASHINGTON CHSD 308					School Maintenance Grant
Other State	50.0	50.0	100.0%	0.0	
COUNTY OF TAZEWELL SD 309					School Maintenance Grant
Other State	50.0	50.0	100.0%	0.0	
MORTON CUSD 709					School Maintenance Grant
Other State	50.0	50.0	100.0%	0.0	
WHITESIDE COUNTY SCHL DIST 301					School Maintenance Grant
Other State	50.0	50.0	100.0%	0.0	
COUNTY OF WILL SCHOOL DIST 88					School Maintenance Grant
Other State	50.0	50.0	100.0%	0.0	
LOCKPORT SD 91					School Maintenance Grant
Other State	50.0	50.0	100.0%	0.0	
MANHATTAN SD 114					School Maintenance Grant
Other State	50.0	50.0	100.0%	0.0	
MOKENA SD 159					School Maintenance Grant
Other State	50.0	50.0	100.0%	0.0	
CRETE-MONEE SD 201-U					School Maintenance Grant
Other State	50.0	50.0	100.0%	0.0	
VALLEY VIEW CUSD 365U					School Maintenance Grant
Other State	50.0	50.0	100.0%	0.0	
COUNTY OF JACKSON					School Maintenance Grant

	<u>Funded Amount</u>	<u>Expended Year to Date</u>	<u>% Spent Year to Date</u>	<u>June Expenditures</u>	<u>Description</u>
Other State	50.0	50.0	100.0%	0.0	
MERIDIAN CUSD 15					School Maintenance Grant
Other State	50.0	50.0	100.0%	0.0	
MONTICELLO CU 25					School Maintenance Grant
Other State	50.0	50.0	100.0%	0.0	
COUNTY OF WOODFORD-EUREKA					School Maintenance Grant
Other State	50.0	50.0	100.0%	0.0	
HARVARD CUSD 50					School Maintenance Grant
Other State	50.0	50.0	100.0%	0.0	
COUNTY OF ST CLAIR					School Maintenance Grant
Other State	50.0	50.0	100.0%	0.0	
SIGNAL HILL SD 181					School Maintenance Grant
Other State	50.0	50.0	100.0%	0.0	
ROSSVILLE-ALVIN CSD 7					School Maintenance Grant
Other State	50.0	50.0	100.0%	0.0	

Grants Breakdown:

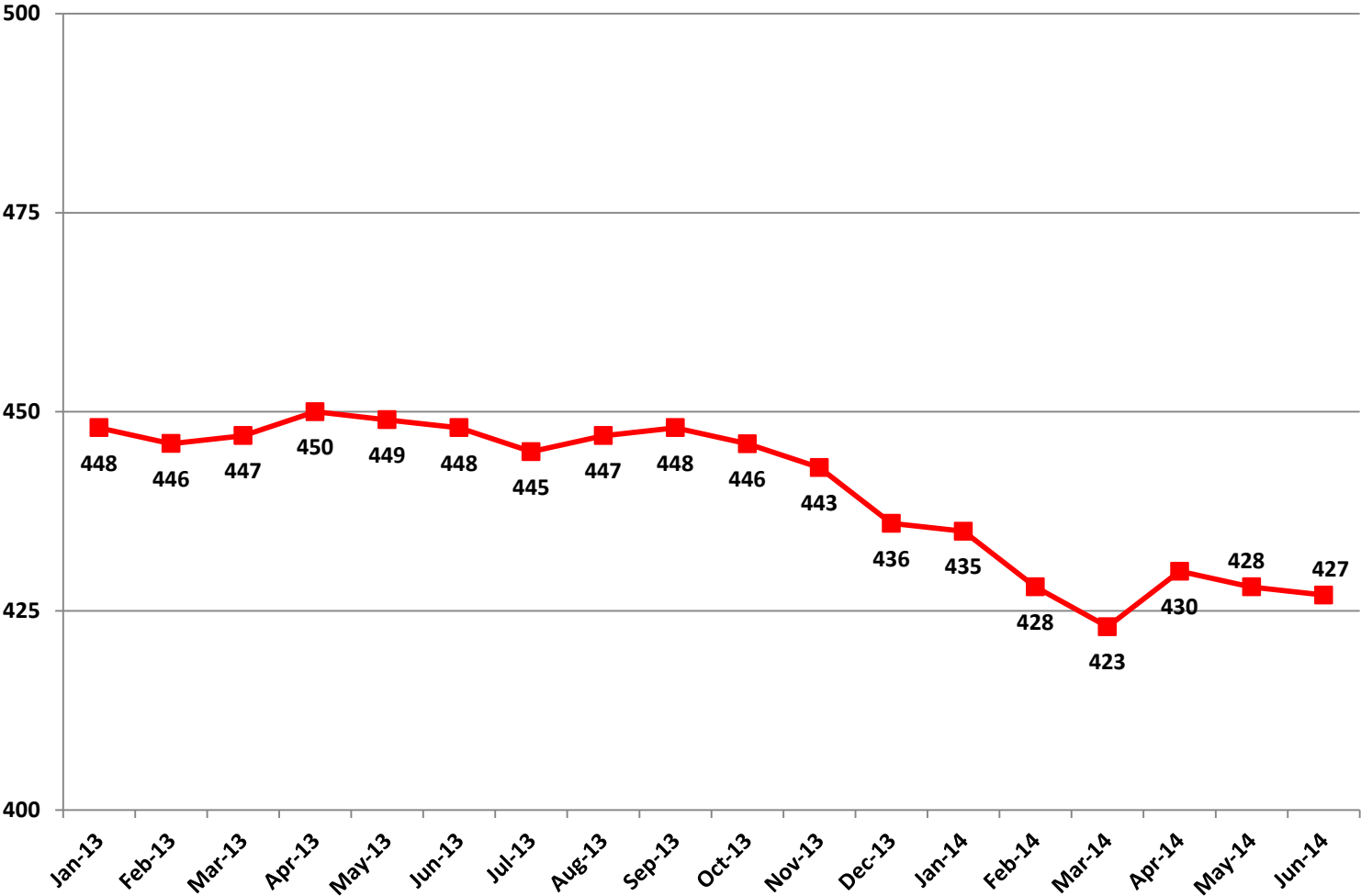
General State Aid	4,442,198.3	4,442,198.3	100.0%	401,494.3	Formula
Title I - Low Income	930,000.0	577,446.9	62.1%	74,900.3	Formula
Child Nutrition	725,000.0	679,134.7	93.7%	78,873.7	Formula - Reimbursement
IDEA	700,000.0	396,290.0	56.6%	36,101.5	Formula
Transportation Spec Ed	440,500.0	440,500.0	100.0%	115,687.9	Formula
Spec Ed Personnel	439,061.8	439,061.7	100.0%	88,292.3	Formula
Spec Ed Extraordinary	303,091.7	303,091.7	100.0%	53,647.2	Mandated Categorical-Supplemental
Early Childhood Block	293,962.4	287,750.2	97.9%	21,518.9	Block grant for Pre-K, parent training and prevention initiative
Spec Ed Private Facility Tuition	218,947.7	218,947.7	100.0%	28,244.2	Formula
Transportation Reg/Voc	206,947.1	206,947.1	100.0%	50,583.7	Formula
Title II - Teacher Quality	157,000.0	86,548.3	55.1%	9,687.8	Formula
Spec Ed Orphanage	105,000.0	65,053.4	62.0%	0.0	Formula
Title IV - 21st Century	74,000.0	39,040.2	52.8%	2,768.1	Competitive
Title I - Low Income - ARRA	73,400.0	27,316.2	37.2%	1,466.8	Formula - Federal Stimulus
Bilingual Education	61,381.2	32,975.8	53.7%	0.0	Mandated Categorical
Voc Ed - Federal	55,000.0	32,818.7	59.7%	3,438.9	Formula and Competitive - to improve student academic and career skills
Title III - English Language Acq	45,250.0	19,910.8	44.0%	1,747.4	Grant
Vocational Education - State	38,062.1	37,458.3	98.4%	2,183.7	Formula
IDEA Preschool	25,000.0	13,036.5	52.1%	1,243.2	Formula - special education, 3-5 year-olds
Emergency Financial Assistance	16,140.0	1,302.5	8.1%	119.4	Formula and loans to school districts
Race to the Top	15,672.0	5,316.3	33.9%	119.1	Grants to LEA's
Driver Education	15,000.0	15,000.0	100.0%	3,750.0	Reimbursement
State Free Lunch and Breakfast	14,300.0	13,556.2	94.8%	772.4	Mandated Categorical - Reimbursement
Title II Math/Science Partnerships	14,000.0	2,534.5	18.1%	156.3	Formula
ROE Salaries	12400	11343.2	0.91477	935.7	Salaries for ROE's
Orphanage Tuition	12,000.0	7,104.0	59.2%	0.0	Reimbursement to school districts for children residing in orphanages
Truant/Dropout/Optional Education	11,500.0	11,492.4	99.9%	1,347.9	Competitive - at-risk students/dropout prevention
Spec Ed Summer School	10,100.0	10,100.0	100.0%	0.0	Formula - Special ed students enrolled in summer sessions
Charter Schools - Federal	9,000.0	0.0	0.0%	0.0	Competitive
Alternative Ed/Reg Safe Schools	6,300.0	6,300.0	100.0%	581.5	Formula

	<u>Funded</u>	<u>Expended</u>	<u>% Spent</u>	<u>June</u>	<u>Description</u>
	<u>Amount</u>	<u>Year to</u>	<u>Year to</u>	<u>Expenditures</u>	
		<u>Date</u>	<u>Date</u>		
McKinney Homeless Ed	5,000.0	2,056.8	41.1%	688.9	Competitive grants to school districts
Congressional Earmarks	5,000.0	0.0	0.0%	0.0	Grants
School Tech. Rev. Loan	5,000.0	3,514.6	70.3%	0.0	Loans to schools to implement technology
IDEA Improvement Part D	4,350.0	1,437.6	33.0%	141.1	Reimbursement
Philip Rock Center	3,577.8	3,577.8	100.0%	0.0	Targeted Initiative
East St. Louis Sch Dist 189	3,000.0	3,000.0	100.0%	0.0	Grant to East St. Louis Sch Dist 189
Advanced Placement Fee	3,000.0	2,191.7	73.1%	0.0	Fee reimbursement for Adv Placement Exam and Int'l Baccalaureate exam
Reorg Incentive Feasibility Stdy	2,900.0	2,847.4	98.2%	347.4	Grants
ROE Bus Driver Training	2295	2276.5	0.99194	142.1	ROE Bus Driver Training
After School Matters	2,000.0	2,000.0	100.0%	100.0	Grant to After School Matters
Title VI-Flex. & Acct Rural Education	2,000.0	821.5	41.1%	138.6	Grants to school districts
Agriculture Education	1,800.0	1,794.8	99.7%	53.2	Grants to school districts
Mat'ls for the Visually Impaired	1,421.1	1,421.1	100.0%	151.1	Targeted Init. - with The Chicago Lighthouse for People who are Blind or Visually Impaired
Temporary Relocation	1,400.0	398.8	28.5%	0.0	Formula grants for school emergency relocation
Technology for Success -State	1,257.6	1,257.6	100.0%	84.7	Grants
Lowest Performing Schools	1,002.8	592.8	59.1%	410.0	Grants to lowest performing schools
Nat'l Board Certification	1,000.0	998.7	99.9%	794.2	Grants
IL Coalition IM/RF Parent Mentor	1,000.0	1,000.0	100.0%	0.0	Grant to the Illions Coalition Immigrant and Refugee Rights Parent Mentor Program
Teach America	1,000.0	1,000.0	100.0%	0.0	Grant to Teach for America-Chicago
Recording - Blind and Dyslexic	816.6	816.6	100.0%	0.0	Grant to increase achievement of students with visual impairments
Early Learning Challenge	612.0	237.9	38.9%	0.0	Grant
Advanced Placement Classes/State	500.0	500.0	100.0%	83.0	Grants
Indirect Grants	500.0	0.0	100.0%	0.0	Grants to school districts
Deaf/Blind	500.0	234.2	46.8%	11.3	Grant to Philip J. Rock Center
Children's Mental Health Partner	300.0	0.0	0.0%	0.0	Grants
Tax Equivalent Grants	222.6	222.6	100.0%	0.0	Grants
After School Rescue Fund	200.0	0.0	0.0%	0.0	Grants to Schools for After School Programs
Monsanto Grant to EDL#189	165.0	165.0	0.0%	0.0	Grant to East St. Louis Sch Dist 189
Autism Training & Tech Assist.	100.0	100.0	100.0%	0.0	Grants to the IL Autism Training & Tech Assistance Program
Longitudinal Data System - DOE	58.0	0.0	0.0%	0.0	Grants
Charter Schools-Rev Loan Fund	20.0	0.0	0.0%	0.0	Other/Repayment of loans

ILLINOIS STATE BOARD OF EDUCATION
Comparative Statement of Expenditures to Date (June 30, 2014)
Fiscal Years 2014 and 2013

	FY14				FY13			
	Appropriation Amount	Expenditures to Date (Direct)	Federal Indirect Cost Recovery Expenditures	Percentage to Date	Appropriation Amount	Expenditures to Date (Direct)	Federal Indirect Cost Recovery Expenditures	Percentage to Date
All Funds								
Personal Services and Related Expenditures	\$ 50,054,297	\$ 34,177,101	\$ 1,573,977	71.42%	\$ 49,371,790	\$ 35,017,416	\$ 1,358,690	70.93%
Contractual Services	33,390,516	12,309,786	864,440	39.45%	32,082,402	12,211,854	556,902	38.06%
Travel	2,281,916	918,742	38,192	41.94%	2,351,018	943,676	44,768	40.14%
Commodities	498,928	97,355	17,628	23.05%	537,511	135,870	56,211	25.28%
Printing	556,475	36,211	1,775	6.83%	592,564	55,534	29,864	9.37%
Equipment	1,159,086	54,354	38,886	8.04%	1,234,576	239,331	102,376	19.39%
Telecommunications	882,438	381,322	1,438	43.38%	942,429	264,197	143,429	28.03%
Operation of Automotive Equipment	23,800	18,592	-	78.12%	23,800	20,286	-	85.24%
Lump Sums	108,599,166	45,520,685	-	41.92%	75,843,262	41,930,003	-	55.29%
Sub-total	197,446,622	93,514,148	2,536,336	48.65%	162,979,352	90,818,167	2,292,240	55.72%
Awards and Grants	9,599,258,164	8,479,156,079	-	88.33%	9,441,543,783	8,140,568,548	-	86.22%
Construction Grants	67,285,147	46,937,814	-	69.76%	109,125,824	16,797,684	-	0.00%
Total All Funds	\$ 9,863,989,933	\$ 8,619,608,042	\$ 2,536,336	87.41%	\$ 9,713,648,959	\$ 8,248,184,399	\$ 2,292,240	84.91%
General Revenue Fund								
Personal Services and Related Expenditures	\$ 16,272,620	\$ 16,210,090	\$ -	99.62%	\$ 16,745,700	\$ 16,673,633	\$ -	99.57%
Contractual Services	6,000,576	4,104,109	-	68.40%	6,000,000	4,578,100	-	76.30%
Travel	213,724	180,866	-	84.63%	276,250	186,137	-	67.38%
Commodities	71,300	54,204	-	76.02%	71,300	48,066	-	67.41%
Printing	56,700	22,471	-	39.63%	64,700	11,465	-	17.72%
Equipment	120,200	31,436	-	26.15%	132,200	85,713	-	64.84%
Telecommunications	422,000	381,322	-	90.36%	340,000	264,197	-	77.71%
Operation of Automotive Equipment	23,800	18,592	-	78.12%	23,800	20,286	-	85.24%
Lump Sums	28,176,302	25,225,633	-	89.53%	30,246,302	27,649,089	-	91.41%
Sub-total	51,357,222	46,228,722	-	90.01%	53,900,252	49,516,686	-	91.87%
Awards and Grants	2,193,824,904	2,110,689,288	-	96.21%	2,200,146,283	2,113,445,888	-	96.06%
Total General Revenue Fund	\$ 2,245,182,126	\$ 2,156,918,011	\$ -	96.07%	\$ 2,254,046,535	\$ 2,162,962,574	\$ -	95.96%
Other State Funds								
Lump Sums	\$ 24,178,900	\$ 5,972,426	\$ -	24.70%	\$ 24,108,900	\$ 4,052,502	\$ -	16.81%
Sub-total	24,178,900	5,972,426	-	24.70%	24,108,900	4,052,502	-	16.81%
Awards and Grants	4,519,933,260	4,476,513,948	-	99.04%	4,323,697,500	4,316,505,735	-	99.83%
Construction Grants	67,285,147	46,937,814	-	0.00%	109,125,824	16,797,684	-	0.00%
Total Other State Funds	\$ 4,611,397,307	\$ 4,529,424,189	\$ -	98.22%	\$ 4,456,932,224	\$ 4,337,355,921	\$ -	97.32%
Federal Funds								
Personal Services and Related Expenditures	\$ 32,207,700	\$ 17,967,011	\$ -	55.78%	\$ 31,267,400	\$ 18,343,783	\$ -	58.67%
Contractual Services	26,525,500	8,205,677	-	30.94%	25,525,500	7,633,754	-	29.91%
Travel	2,030,000	737,876	-	36.35%	2,030,000	757,539	-	37.32%
Commodities	410,000	43,151	-	10.52%	410,000	87,804	-	21.42%
Printing	498,000	13,740	-	2.76%	498,000	44,069	-	8.85%
Equipment	1,000,000	22,918	-	2.29%	1,000,000	153,618	-	15.36%
Telecommunications	459,000	-	-	0.00%	459,000	-	-	0.00%
Lump Sums	58,780,300	16,858,963	-	28.68%	23,780,300	12,520,652	-	52.65%
Sub-total	121,910,500	43,849,336	-	35.97%	84,970,200	39,541,219	-	46.54%
Awards and Grants	2,885,500,000	1,891,952,842	-	65.57%	2,917,700,000	1,710,616,925	-	58.63%
Total Federal Funds	\$ 3,007,410,500	\$ 1,935,802,178	\$ -	64.37%	\$ 3,002,670,200	\$ 1,750,158,144	\$ -	58.29%

**ILLINOIS STATE BOARD OF EDUCATION
18-MONTH HEADCOUNT HISTORY
(AS OF JUNE 2014)**

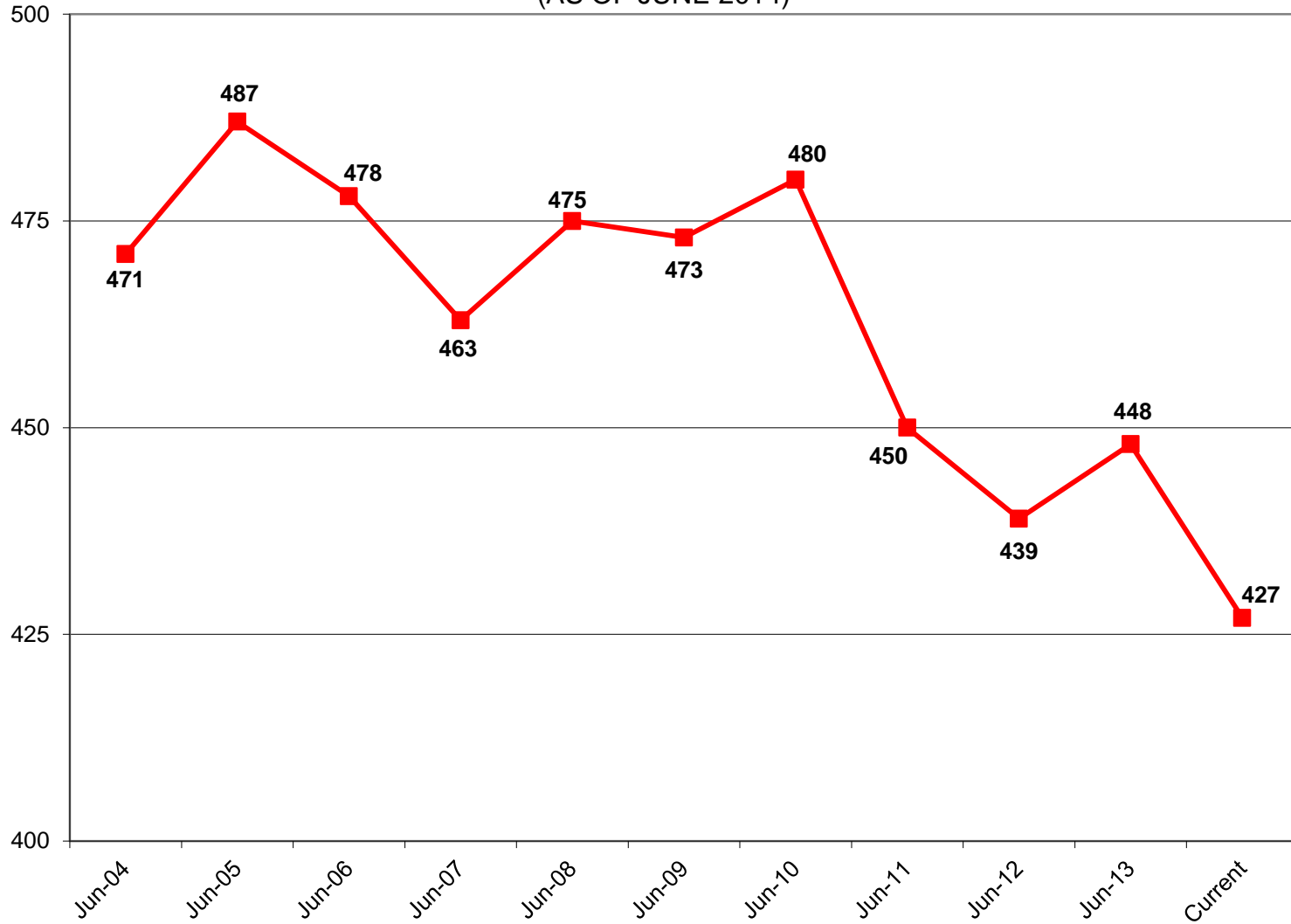


**ILLINOIS STATE BOARD OF EDUCATION
AGENCY STAFF DETAIL AS OF JUNE 2014**

	Mgmt.	Prof.	Support	GRF	Non-GRF	Total
STATE SUPERINTENDENT						
State Superintendent's Office	<u>1</u>	<u>1</u>	<u>0</u>	<u>2</u>	<u>0</u>	<u>2</u>
Sub-Total	1	1	0	2	0	2
GENERAL COUNSEL						
Legal	4	15	2	20	1	21
Governmental Relations	<u>0</u>	<u>2</u>	<u>0</u>	<u>2</u>	<u>0</u>	<u>2</u>
Sub-Total	4	17	2	22	1	23
DEPUTY SUPERINTENDENT/ DIRECTOR OF PUBLIC INFORMATION						
Center Administration	1	0	1	2	0	2
Board Services	0	1	1	2	0	2
Public Information	<u>1</u>	<u>5</u>	<u>1</u>	<u>7</u>	<u>0</u>	<u>7</u>
Sub-Total	2	6	3	11	0	11
INTERNAL AUDIT						
Center Administration	1	5	1	7	0	7
Federal and State Monitoring	<u>2</u>	<u>15</u>	<u>2</u>	<u>17</u>	<u>2</u>	<u>19</u>
Sub-Total	3	20	3	24	2	26
DEPUTY SUPERINTENDENT/ CHIEF EDUCATION OFFICER						
Center Administration	<u>3</u>	<u>0</u>	<u>2</u>	<u>4</u>	<u>1</u>	<u>5</u>
Sub-Total	3	0	2	4	1	5
INNOVATION AND IMPROVEMENT						
Center Administration	1	0	2	3	0	3
College and Career Readiness	1	12	2	10	5	15
Title Grant Administration	1	13	3	2	15	17
System of Support & District Intervention	<u>1</u>	<u>4</u>	<u>0</u>	<u>0</u>	<u>5</u>	<u>5</u>
Sub-Total	4	29	7	15	25	40
SPECIALIZED INSTRUCTION, NUTRITION & WELLNESS						
Center Administration	1	0	1	0	2	2
Special Education Services	3	41	8	0	52	52
Nutrition and Wellness Programs	<u>1</u>	<u>32</u>	<u>3</u>	<u>4</u>	<u>32</u>	<u>36</u>
Sub-Total	5	73	12	4	86	90
LANGUAGE & EARLY CHILDHOOD DEVELOPMENT						
Center Administration	1	0	1	2	0	2
Early Childhood	1	8	2	5	6	11
English Language Learning	<u>1</u>	<u>8</u>	<u>1</u>	<u>9</u>	<u>1</u>	<u>10</u>
Sub-Total	3	16	4	16	7	23
DIRECTOR OF ASSESSMENTS						
Assessment	<u>2</u>	<u>11</u>	<u>2</u>	<u>14</u>	<u>1</u>	<u>15</u>
Sub-Total	2	11	2	14	1	15
TEACHER AND LEADER EFFECTIVENESS						
Center Administration	1	0	1	2	0	2
Educator Licensure	2	13	6	1	20	21
Preparation and Evaluation	<u>0</u>	<u>3</u>	<u>1</u>	<u>4</u>	<u>0</u>	<u>4</u>
Sub-Total	3	16	8	7	20	27

	Mgmt.	Prof.	Support	GRF	Non-GRF	Total
CHIEF OPERATING OFFICER						
Center Administration	1	0	1	2	0	2
Human Resources	2	5	6	13	0	13
Facility Management	1	3	11	15	0	15
Information Technology	<u>5</u>	<u>47</u>	<u>3</u>	<u>51</u>	<u>4</u>	<u>55</u>
Sub-Total	9	55	21	81	4	85
CHIEF PERFORMANCE OFFICER						
Center Administration	2	4	1	6	1	7
Data Analysis and Accountability	<u>2</u>	<u>8</u>	<u>1</u>	<u>6</u>	<u>5</u>	<u>11</u>
Sub-Total	4	12	2	12	6	18
CHIEF FINANCIAL OFFICER						
Center Administration	1	1	1	3	0	3
Budget & Financial Management	1	2	0	3	0	3
Fiscal & Procurement Services	1	11	3	15	0	15
Funding and Disbursements	2	16	7	21	4	25
School Business Services	<u>2</u>	<u>12</u>	<u>2</u>	<u>14</u>	<u>2</u>	<u>16</u>
Sub-Total	7	42	13	56	6	62
GRAND TOTAL, ALL CENTERS	50	298	79	268	159	427
	12%	70%	19%	63%	37%	100%

**ILLINOIS STATE BOARD OF EDUCATION
10-yr HEADCOUNT HISTORY
(AS OF JUNE 2014)**



**Illinois State Board of Education
Contract Awards
June 1, 2014 through June 30, 2014**

Vendor	Illinois Procurement Bulletin Award Notice Date
CompTIA Workforce Development	6/10/2014
Northern Illinois University	6/10/2014
Kelmar Global	6/13/2014
Xerox	6/13/2014
Multilingual Connections	6/13/2014

Johnson Controls	6/16/2014
Capitol Strategies	6/20/2014
Jackson Lewis	n/a
Schuyler Roche and Chrisham	n/a
Laner, Muchin Ltd	n/a
Macon Piatt ROE #39	n/a
Illinois Community College Board	n/a
Sangamon County ROE #51	n/a
IlliniCloud	n/a
Champaign-Ford ROE #9	n/a
North Cook Intermediate Service Center	n/a

Zinala	n/a
Teacher Dismissal Hearing Officers (2)	n/a
Quicksilver Mailing Services (CMS Master)	n/a
Westlaw (CMS Master)	n/a
University of Illinois Springfield	n/a
University of Illinois Springfield	n/a
University of Illinois Springfield	n/a
Sangamon County ROE #51	n/a
Sangamon County ROE #51	n/a
Special Education Mediators (8)	n/a
Special Ed Hearing Officers (15)	n/a
Illinois Community College Board	n/a
Anchor Staffing (CMS Master)	n/a
North Chicago SD #187	n/a

Type of Award	Term	Contract Term Amount
Contract Renewal	7/1/14-6/30/15	\$ 160,000.00
Contract Award Notice	upon execution - 6/30/15	\$ 338,854.30
Contract Award Notice	7/1/14-6/30/15	\$ 6,500.00
Contract Award Notice	7/1/14-6/30/15	\$ 185,000.00
Contract Award Notice	7/1/14-6/30/15	\$ 73,500.00

Contract Award Notice	7/1/14-6/30/17	\$ 30,000.00
Contract Award Notice	upon execution- 6/30/15	\$ 405,840.00
New Intergovernmental Agreement	5/21/14-6/30/15	\$ 310,000.00
Intergovernmental Agreement Amendment	upon execution- 6/30/14	\$ 57,604.73
Legal Exempt Contract Renewal	7/1/14-6/30/15	\$ 250,000.00
Intergovernmental Agreement Renewal	7/1/14-6/30/15	\$ 137,570.00
Intergovernmental Agreement Renewal	7/1/14-6/30/15	\$ 250,000.00
Intergovernmental Agreement Renewal	7/1/14-1/30/15	\$ 35,000.00
Intergovernmental Agreement Amendment	upon execution- 6/30/15	\$ 246,800.00
Intergovernmental Agreement Renewal	7/1/14-6/30/15	\$ 183,410.00
Intergovernmental Agreement Renewal	7/1/14-6/30/15	\$ 48,000.00

New Small Purchase Contract	7/1/14-6/30/15	\$ 17,700.00
New Legal Exempt Contracts	7/1/14-6/30/15	\$ 8,000.00
New Contract	7/1/14-6/30/15	\$ 8,000.00
New Contract	7/1/14-6/30/15	\$ 25,580.16
Intergovernmental Agreement Renewal	7/1/14-6/30/15	\$ 21,874.00
Intergovernmental Agreement Renewal	7/1/14-6/30/15	\$ 21,874.00
Intergovernmental Agreement Renewal	7/1/14-6/30/15	\$ 21,874.00
Intergovernmental Agreement Renewal	7/1/14-12/31/14	\$ 25,000.00
Intergovernmental Agreement Renewal	7/1/14-6/30/15	\$ 70,000.00
New Legal Exempt Contracts	7/1/14-6/30/15	\$ 100,000.00
New Legal Exempt Contracts	7/1/14-6/30/15	\$ 800,000.00
Intergovernmental Agreement Renewal	7/1/14-6/30/15	\$ 11,341.00
New Contract	6/27/14-6/30/15	\$ 64,000.00
Intergovernmental Agreement Renewal	7/1/14-6/30/15	\$ 132,500.00

Description

Will develop a plan to carry out the intended functions of the Learning Exchanges. Will provide key resources and tools to promote learning and career development for local educational agencies. Will organize a collaborative community to support the Learning Exchange and establishing a governance structure in which they will serve as administrative and fiscal agent for the Learning Exchange.

NIU will administer the Illinois Report Card for the 2014-2015 school year. The Illinois Report Card exists in two formats: the Online Report Card and the At-a-Glance Report Card, as described in detail in this RFSP. Vendor will be responsible for a scope of work that includes two main areas: (1) support and maintenance of the Illinois Report Card (which includes hosting the Online Report Card website and producing At-a-Glance Report Cards for all schools and districts) and (2) designing and implementing enhancements to both the Online and At-a-Glance Report Cards.

Contractor will provide employment background screening services, which will include criminal background checks for applicant conviction information in compliance with applicable law and Illinois Administrative Order #1 (2013). The Vendor must also provide ISBE with any required authorization/disclosure forms, provide notice to applicants regarding the results of background screening (if required), and perform applicant social security traces

Xerox Copier Maintenance for the Agency. This contract includes the labor, materials, tools, licenses, operating supplies and equipment necessary for Xerox Copier Maintenance and repair services at the copier locations as described below.

Contractor will provide for translation services as the need arises. These documents can be of a technical, legal or financial nature and may include guidance documents, instructions (including those for state assessments), letters, reports, application packages or information to be posted on the agency's website. The requests for translation services may be generated by any of the agency's divisions and address educational programs, assessment services, or funding.

Johnson Controls will provide on-site heating, ventilation and air conditioning (HVAC) maintenance and repair services as outlined in these specifications
Contractor will provide two programmer/analysts on a time-and-materials basis for the maintenance and support of the Employment Information System (EIS) as defined by ISBE. EIS is a web-based application designed to collect and house employment data about teachers, administrators, and other school personnel.
Human Resources legal litigation and counsel.
Human Resources legal litigation and counsel.
In anticipation of litigation, contractor will serve as legal representative of the State Superintendent of ISBE in all pre-hearing, hearing and post hearing matters with respect to teacher certification.
Will support the consistent design and delivery of state professional development modules, materials and workshops through the statewide system in the areas of Math, Reading/Language Arts Assessment/Data, Social Emotional Learning and Parent Involvement.
Will provide support for Common Core State Standards implementation by supporting local curriculum alignment meetings in English, Language Arts and Math at each state Community College.
ROE will provide services in the review, amendment and approval process of NCLB applications and ARRA Title I applications, and other services.
Will provide professional development services to train personnel in Race to the Top participating in LEAS to implement and use the Illinois Shared Learning Environment (ISLE). Will provide technical training for teachers, district technical staff, and administrators. Will perform content tagging that will enable digital content to be searchable through ISLE applications and accessible for teachers using ISLE. There will be a full time professional development coordinator that will work with ISBE staff and districts personnel to create and ISL professional development program.
Will perform the services required to complete the LEA Support and Regional Capacity project as detailed in the Race to the Top grant. Will provide services required to design, organize and implement a series of regional meetings for the benefit of Race to the Top participating districts in order to fulfill the Race to the Top objectives for LEAS support and regional capacity project.
Training of all school bus drivers in Chicago S.D. 299

Total of 29 parking spaces at: 116 East Jefferson Street, Springfield, IL 62701
Serve as impartial teacher dismissal hearing officers.
ISBE will utilize the State Master Contract with CMS and Vendor Price Schedule to contract for discounted pre-sort First Class Mail to comply with USPS regulations.
ISBE will utilize the State Master Contract with CMS. This contract will allow ISBE to have legal research access for 14 attorneys
The IT division of ISBE is participating in the U of I Graduate Public Service Internship Program (GPSI). This contract is for one GPSI intern
The Division of Data Analysis and Accountability of ISBE is participating in the U of I Graduate Public Service Internship Program (GPSI). This contract is for one GPSI intern.
The Division of Data Analysis and Accountability of ISBE is participating in the U of I Graduate Public Service Internship Program (GPSI). This contract is for one GPSI intern.
Will provide staff assistance to review budgets for 21st CCLC and other grants as needed. Will provide monitors and advisors for 21st CCLC grantees and site visits.
Will provide key personnel to assist with programmatic and fiscal coordination and oversight to the Illinois K-12 Mathematics and Science Partnership Program.
Mediators will coordinate, schedule and convene sessions between parents and school districts in a special education disputes.
Hearing Officers will serve as an impartial due process hearing officer in any special education due process matters to which appointed by ISBE.
The Center for Applied Technology and Information (CAIT) at WIU provides tier one helpdesk for the basic skills test preparation system. The IBHE, ICCB and ISBE are combining resources to keep the website up and running to assist teacher candidates throughout Illinois.
This contract provides 12 temporary employees - 2 coordinators and 10 monitors to conduct Summer Food Service Program on-site visits to ensure children are present and sites are following USDA rules in the city of Chicago and surrounding communities.
Will provide technical assistance to promote the financial health of the district. Will provide funding toward the salary and benefits for a new financial and budget analyst position at the district.

ILLINOIS STATE BOARD OF EDUCATION
FUNDING AND DISBURSEMENT SERVICES DIVISION
 100 NORTH FIRST STREET, SPRINGFIELD, IL 62777
Approved Grants Less Than 1 Million
 Thru Date:(06/01/2014-06/30/2014)

Program: 2014 - 3705, Early Childhood - Block Grant

<u>RCDT</u>	<u>District Name</u>	<u>City</u>	<u>Budget Amt</u>	<u>Approval Date</u>
07-016-1300-02(01)	COOK COUNTY SD 130	BLUE ISLAND	\$248,928	06/16/2014
12-040-0010-26(00)	JASPER COUNTY CUD 1	NEWTON	\$116,216	06/09/2014
17-064-0870-25(00)	BLOOMINGTON PUBLIC SCHOOLS	BLOOMINGTON	\$649,104	06/23/2014
19-022-0070-02(00)	WOOD DALE SD 7	WOOD DALE	\$395,347	06/24/2014
19-022-0930-04(00)	COMMUNITY CONS SCHOOL DIST 93	CAROL STREAM	\$65,176	06/17/2014
28-037-2290-26(00)	KEWANEE CUSD 229	KEWANEE	\$395,586	06/16/2014
40-056-0340-26(00)	NORTH MAC CUSD 34	GIRARD	\$470,202	06/16/2014
53-090-1080-02(00)	PEKIN PUBLIC SD 108	PEKIN	\$626,746	06/11/2014
			\$2,967,305	

Program: 2014 - 3961, Advanced Placement Classes-State Grant

<u>RCDT</u>	<u>District Name</u>	<u>City</u>	<u>Budget Amt</u>	<u>Approval Date</u>
56-099-2040-17(00)	JOLIET TWP HSD 204	JOLIET	\$43,991	06/05/2014
			\$43,991	

Program: 2014 - 3990, Children's Mental Health Partnership

<u>RCDT</u>	<u>District Name</u>	<u>City</u>	<u>Budget Amt</u>	<u>Approval Date</u>
17-064-5450-51(MH)	ILLINOIS STATE UNIVERSITY	NORMAL	\$300,000	06/10/2014
			\$300,000	

Program: 2014 - 4107, Title VI - Rural Education Initiative

<u>RCDT</u>	<u>District Name</u>	<u>City</u>	<u>Budget Amt</u>	<u>Approval Date</u>
21-100-0050-26(00)	CARTERVILLE CUSD 5	CARTERVILLE	\$39,008	06/20/2014
27-094-2380-26(00)	MONMOUTH-ROSEVILLE CUSD 238	MONMOUTH	\$34,092	06/04/2014
			\$73,100	

Program: 2014 - 4300, Title I - Low Income

<u>RCDT</u>	<u>District Name</u>	<u>City</u>	<u>Budget Amt</u>	<u>Approval Date</u>
01-075-0100-26(00)	PIKELAND CUSD 10	PITTSFIELD	\$380,294	06/04/2014
05-016-0740-02(00)	SCHOOL DIST 74	LINCOLNWOOD	\$340,151	06/18/2014
06-016-0845-02(00)	RHODES SD 84-5	RIVER GROVE	\$290,368	06/11/2014
06-016-2080-17(00)	SCHOOL DIST 208-COOK COUNTY	RIVERSIDE	\$148,076	06/10/2014
07-016-1170-02(00)	NORTH PALOS SD 117	PALOS HILLS	\$947,478	06/04/2014
07-016-1690-02(00)	FORD HEIGHTS SD 169	FORD HEIGHTS	\$927,151	06/04/2014
07-016-1940-02(00)	STEGER SD194	STEGER	\$398,373	06/23/2014
09-010-0070-26(00)	COMMUNITY UNIT SCH DIST 7	TOLONO	\$310,016	06/03/2014
11-018-0030-26(00)	NEOGA CUSD 3	NEOGA	\$294,366	06/09/2014
11-021-3020-26(00)	VILLA GROVE CUSD 302	VILLA GROVE	\$72,307	06/09/2014
11-021-3050-26(00)	ARTHUR CUSD 305	ARTHUR	\$326,253	06/09/2014
12-017-0020-26(00)	COMMUNITY UNIT SCHOOL DIST 2	ROBINSON	\$396,412	06/27/2014
13-058-5010-26(00)	SANDOVAL CUSD 501	SANDOVAL	\$218,482	06/02/2014
17-053-4380-04(00)	SAUNEMIN CCSD 438	SAUNEMIN	\$38,132	06/05/2014
17-064-0020-26(00)	LEROY CUSD 2	LE ROY	\$57,630	06/04/2014
17-064-0030-26(00)	TRI VALLEY CUSD 3	DOWNS	\$65,624	06/03/2014
24-032-0750-02(00)	BRACEVILLE SD 75	BRACEVILLE	\$25,883	06/12/2014
24-047-1150-26(00)	YORKVILLE CUSD 115	YORKVILLE	\$416,402	06/02/2014
28-006-0980-02(00)	DALZELL SD 98	DALZELL	\$10,933	06/12/2014
34-049-0950-26(00)	COMMUNITY UNIT SCHOOL DIST 95	LAKE ZURICH	\$341,525	06/18/2014

**ILLINOIS STATE BOARD OF EDUCATION
FUNDING AND DISBURSEMENT SERVICES DIVISION
100 NORTH FIRST STREET, SPRINGFIELD, IL 62777**

Approved Grants Less Than 1 Million

Thru Date:(06/01/2014-06/30/2014)

34-049-1170-16(00)	ANTIOCH C H S D 117	ANTIOCH	\$147,200	06/10/2014
34-049-1260-17(00)	ZION-BENTON THSD 126	ZION	\$489,083	06/18/2014
43-102-1400-26(00)	COUNTY OF WOODFORD-EUREKA	EUREKA	\$142,189	06/03/2014
46-009-2620-26(00)	A-C CENTRAL CUSD 262	ASHLAND	\$66,613	06/06/2014
47-071-2230-26(00)	MERIDIAN CUSD 223	STILLMAN VALLE	\$179,830	06/10/2014
48-072-3160-04(00)	LIMESTONE WALTERS CCSD 316	PEORIA	\$19,501	06/11/2014
53-090-3030-16(00)	PEKIN CHSD 303	PEKIN	\$357,168	06/04/2014
54-092-0100-26(00)	POTOMAC CUSD 10	POTOMAC	\$58,756	06/10/2014
56-099-157C-04(00)	FRANKFORT CCSD 157C	FRANKFORT	\$116,769	06/10/2014
			\$7,582,965	

Program: 2014 - 4331, Title I - School Improvement & Accountability

<u>RCDT</u>	<u>District Name</u>	<u>City</u>	<u>Budget Amt</u>	<u>Approval Date</u>
07-000-0000-00(SS)	INTERMEDIATE SERVICE CENTER 4	CHICAGO HTS	\$391,116	06/19/2014
			\$391,116	

Program: 2014 - 4340, Title I - Migrant Education

<u>RCDT</u>	<u>District Name</u>	<u>City</u>	<u>Budget Amt</u>	<u>Approval Date</u>
15-016-5050-51(00)	ILLINOIS MIGRANT COUNCIL	CHICAGO	\$183,341	06/05/2014
15-016-5050-51(01)	ILLINOIS MIGRANT COUNCIL	CHICAGO	\$141,351	06/05/2014
47-000-0000-00(01)	REGIONAL OFFICE OF EDUCATION47	DIXON	\$85,655	06/18/2014
48-072-3260-26(01)	PRINCEVILLE CUSD 326	PRINCEVILLE	\$74,143	06/19/2014
			\$484,490	

Program: 2014 - 4600, Fed. - Sp. Ed. - Pre-School Flow Through

<u>RCDT</u>	<u>District Name</u>	<u>City</u>	<u>Budget Amt</u>	<u>Approval Date</u>
04-101-1220-22(00)	HARLEM CONSOLIDATED SD 122	MACHESNEY PA	\$41,967	06/03/2014
07-016-8020-60(00)	SPEC EDUC COOP S COOK CO SP	CHICAGO HEIGH	\$245,001	06/04/2014
16-019-4320-26(00)	SOMONAUK CUSD 432	SOMONAUK	\$2,679	06/03/2014
28-037-8010-60(00)	HENRY-STARK COUNTIES SP ED D	KEWANEE	\$101,319	06/03/2014
41-057-0100-26(00)	COLLINSVILLE CUSD 10	COLLINSVILLE	\$53,038	06/03/2014
51-084-1860-25(00)	SPRINGFIELD SD 186	SPRINGFIELD	\$138,040	06/13/2014
			\$582,044	

Program: 2014 - 4620, Fed. - Sp. Ed. - I.D.E.A. - Flow Through

<u>RCDT</u>	<u>District Name</u>	<u>City</u>	<u>Budget Amt</u>	<u>Approval Date</u>
02-061-0010-26(00)	MASSAC COUNTY UNIT SCHOOL DIST 1	METROPOLIS	\$420,414	06/02/2014
			\$420,414	

Program: 2014 - 4745, CTE - Perkins - Secondary

<u>RCDT</u>	<u>District Name</u>	<u>City</u>	<u>Budget Amt</u>	<u>Approval Date</u>
50-082-7460-45(00)	ST CLAIR CTY-BAC REG VOC SYS	BELLEVILLE	\$362,404	06/16/2014
			\$362,404	

Program: 2014 - 4901, Race To The Top

<u>RCDT</u>	<u>District Name</u>	<u>City</u>	<u>Budget Amt</u>	<u>Approval Date</u>
07-016-1600-02(IM)	COUNTRY CLUB HILLS SD 160	COUNTRY CLUB H	\$2,948	06/13/2014
20-093-3480-26(00)	WABASH CUSD 348	MOUNT CARMEL	\$18,705	06/25/2014
			\$21,653	

Program: 2014 - 4909, Title III - Lang Inst Prog-Limited Eng LIPLEP

**ILLINOIS STATE BOARD OF EDUCATION
FUNDING AND DISBURSEMENT SERVICES DIVISION
100 NORTH FIRST STREET, SPRINGFIELD, IL 62777**

Approved Grants Less Than 1 Million

Thru Date:(06/01/2014-06/30/2014)

<u>RCDT</u>	<u>District Name</u>	<u>City</u>	<u>Budget Amt</u>	<u>Approval Date</u>
05-016-0650-04(00)	EVANSTON C C SCHOOL DIST 65	EVANSTON	\$120,218	06/18/2014
05-016-0740-02(00)	SCHOOL DIST 74	LINCOLNWOOD	\$40,623	06/17/2014
07-016-1460-04(00)	COMMUNITY CONS SCH DIST 146	TINLEY PARK	\$41,130	06/26/2014
56-099-1610-02(00)	SUMMIT HILL SD 161	FRANKFORT	\$14,296	06/13/2014
			\$216,267	

Program: 2014 - 4920, McKinney Education for Homeless Children

<u>RCDT</u>	<u>District Name</u>	<u>City</u>	<u>Budget Amt</u>	<u>Approval Date</u>
32-000-0000-00(00)	REGIONAL OFFICE OF EDUCATION32	KANKAKEE	\$170,500	06/04/2014
			\$170,500	

Program: 2014 - 4932, Title II - Teacher Quality

<u>RCDT</u>	<u>District Name</u>	<u>City</u>	<u>Budget Amt</u>	<u>Approval Date</u>
04-101-1220-22(00)	HARLEM CONSOLIDATED SD 122	MACHESNEY PA	\$274,206	06/10/2014
06-016-0845-02(00)	RHODES SD 84-5	RIVER GROVE	\$19,833	06/11/2014
06-016-0880-02(00)	BELLWOOD SD 88	BELLWOOD	\$175,754	06/12/2014
07-016-1350-02(00)	ORLAND SD 135	ORLAND PARK	\$157,041	06/13/2014
07-016-1940-02(00)	STEGER SD194	STEGER	\$62,781	06/23/2014
07-016-2060-17(00)	BLOOM TWP HSD 206	CHICAGO HEIGH	\$277,668	06/13/2014
11-012-002C-26(00)	MARSHALL CUSD 2C	MARSHALL	\$44,016	06/16/2014
11-012-003C-26(00)	MARTINSVILLE CUSD 3C	MARTINSVILLE	\$21,523	06/06/2014
11-018-0030-26(00)	NEOGA CUSD 3	NEOGA	\$37,728	06/09/2014
11-021-3020-26(00)	VILLA GROVE CUSD 302	VILLA GROVE	\$21,786	06/09/2014
11-087-0210-26(00)	CENTRAL A AND M COMMUNITY UNIT	ASSUMPTION	\$32,627	06/10/2014
12-017-0020-26(00)	COMMUNITY UNIT SCHOOL DIST 2	ROBINSON	\$80,718	06/27/2014
16-019-4280-26(00)	DEKALB CUSD 428	DE KALB	\$183,439	06/09/2014
16-019-4320-26(00)	SOMONAUK CUSD 432	SOMONAUK	\$23,884	06/06/2014
17-053-4380-04(00)	SAUNEMIN CCSD 438	SAUNEMIN	\$5,906	06/05/2014
17-064-0020-26(00)	LEROY CUSD 2	LE ROY	\$26,060	06/04/2014
17-064-0030-26(00)	TRI VALLEY CUSD 3	DOWNS	\$22,748	06/03/2014
19-022-0040-02(00)	COUNTY OF DUPAGE SCHOOL DIST 4	ADDISON	\$124,542	06/04/2014
24-032-0750-02(00)	BRACEVILLE SD 75	BRACEVILLE	\$20,884	06/12/2014
24-047-1150-26(00)	YORKVILLE CUSD 115	YORKVILLE	\$47,465	06/02/2014
34-049-0240-04(00)	MILLBURN CCSD 24	WADSWORTH	\$15,946	06/03/2014
41-057-0090-26(00)	GRANITE CITY CUSD 9	GRANITE CITY	\$461,513	06/27/2014
46-009-2620-26(00)	A-C CENTRAL CUSD 262	ASHLAND	\$22,971	06/06/2014
50-082-2030-17(00)	OFALLON TWP HSD 203	OFALLON	\$31,723	06/04/2014
51-084-0100-26(00)	AUBURN CUSD 10	AUBURN	\$35,204	06/13/2014
53-090-3030-16(00)	PEKIN CHSD 303	PEKIN	\$65,284	06/04/2014
56-099-157C-04(00)	FRANKFORT CCSD 157C	FRANKFORT	\$20,185	06/10/2014
			\$2,313,435	

Program: 2014 - 4935, Title II - Teacher Quality - Leadership Grant

<u>RCDT</u>	<u>District Name</u>	<u>City</u>	<u>Budget Amt</u>	<u>Approval Date</u>
13-058-5010-26(00)	SANDOVAL CUSD 501	SANDOVAL	\$20,000	06/19/2014
15-016-5405-51(4E)	NORTHEASTERN ILLINOIS UNIVERSITY	CHICAGO	\$10,723	06/20/2014
15-016-5405-51(4M)	NORTHEASTERN ILLINOIS UNIVERSITY	CHICAGO	\$8,712	06/20/2014
17-000-0000-00(02)	REGIONAL OFFICE OF EDUCATION17	BLOOMINGTON	\$9,981	06/12/2014
17-064-5450-51(4E)	ILLINOIS STATE UNIVERSITY	NORMAL	\$10,723	06/20/2014

**ILLINOIS STATE BOARD OF EDUCATION
FUNDING AND DISBURSEMENT SERVICES DIVISION
100 NORTH FIRST STREET, SPRINGFIELD, IL 62777**

Approved Grants Less Than 1 Million

Thru Date:(06/01/2014-06/30/2014)

17-064-5450-51(4M)	ILLINOIS STATE UNIVERSITY	NORMAL	\$8,712	06/20/2014
26-062-5440-51(4M)	WESTERN ILLINOIS UNIVERSITY	MACOMB	\$8,712	06/20/2014
30-039-5400-51(4E)	SOUTHERN ILL UNIV-CARBONDALE	CARBONDALE	\$10,723	06/20/2014
30-039-5400-51(4M)	SOUTHERN ILL UNIV-CARBONDALE	CARBONDALE	\$8,712	06/20/2014
56-099-033P-00(4E)	LEWIS UNIVERSITY	ROMEORVILLE	\$10,716	06/20/2014
56-099-033P-00(4M)	LEWIS UNIVERSITY	ROMEORVILLE	\$8,676	06/20/2014
64-108-6790-51(4E)	EASTERN ILLINOIS UNIVERSITY	CHARLESTON	\$10,723	06/20/2014
64-108-6790-51(4M)	EASTERN ILLINOIS UNIVERSITY	CHARLESTON	\$8,712	06/20/2014
65-108-1755-51(4E)	DOMINICAN UNIVERSITY	RIVER FOREST	\$10,723	06/20/2014
65-108-1755-51(4M)	DOMINICAN UNIVERSITY	RIVER FOREST	\$8,712	06/20/2014
65-108-5365-51(4E)	NATIONAL LOUIS UNIVERSITY	CHICAGO	\$10,723	06/20/2014
65-108-5365-51(4M)	NATIONAL LOUIS UNIVERSITY	CHICAGO	\$8,712	06/20/2014
65-108-5730-51(4M)	ILLINOIS INSTITUTE OF TECHNO	CHICAGO	\$8,712	06/20/2014
65-108-8095-51(4E)	NORTH CENTRAL COLLEGE	NAPERVILLE	\$10,723	06/20/2014
65-108-8095-51(4M)	NORTH CENTRAL COLLEGE	NAPERVILLE	\$8,712	06/20/2014

\$202,842

Program: 2014 - 4936, Mathematics and Science Partnerships

<u>RCDT</u>	<u>District Name</u>	<u>City</u>	<u>Budget Amt</u>	<u>Approval Date</u>
09-010-0040-26(50)	CHAMPAIGN CUSD 4	CHAMPAIGN	\$224,000	06/05/2014
16-019-5430-51(50)	NORTHERN ILLINOIS UNIVERSITY	DE KALB	\$224,000	06/06/2014
17-064-0160-26(50)	OLYMPIA CUSD 16	STANFORD	\$224,000	06/06/2014
17-064-5450-51(50)	ILLINOIS STATE UNIVERSITY	NORMAL	\$222,658	06/06/2014
17-064-5450-51(51)	ILLINOIS STATE UNIVERSITY	NORMAL	\$223,914	06/06/2014
17-064-5450-51(52)	ILLINOIS STATE UNIVERSITY	NORMAL	\$223,662	06/06/2014
49-000-0000-00(50)	REGIONAL OFFICE OF EDUCATION49	MOLINE	\$224,000	06/05/2014
49-000-0000-00(51)	REGIONAL OFFICE OF EDUCATION49	MOLINE	\$224,000	06/06/2014
50-082-1890-22(50)	BOARD OF EDUCATION SD 189	EAST ST LOUIS	\$224,000	06/12/2014
65-108-8070-51(50)	AURORA UNIVERSITY	AURORA	\$223,208	06/06/2014

\$2,237,442

Program: 2014 - 4999, Other Federal Programs

<u>RCDT</u>	<u>District Name</u>	<u>City</u>	<u>Budget Amt</u>	<u>Approval Date</u>
15-016-2990-25(00)	CITY OF CHICAGO SD 299	CHICAGO	\$106,345	06/02/2014

\$106,345