




ILLINOIS STATE BOARD OF EDUCATION MEETING
June 18, 2014

TO: Illinois State Board of Education

FROM: Christopher A. Koch, Ed.D., State Superintendent of Education 
Robert Wolfe, Chief Financial Officer 
Donald W. Evans, Chief Operating Officer 

Agenda Topic: Information Item: SBE Fiscal & Administrative Monthly Reports

Materials: Appropriation and Spending by Program – FY14
Financial Status Report (contract & grant detail) – FY14
Comparative Statement of Expenditures – FY14
Monthly Headcount Graph, Staff Detail, 10-yr Headcount History Graph
Contract & Grant Awards Under \$1 million - FY14

Purpose of Agenda Item

To provide the Board standard reports with key information on fiscal and administrative activities of the state Agency.

Relationship to/Implications for the State Board's Strategic Plan

Not applicable – informational purposes only.

Expected Outcome(s) of Agenda Item

Not applicable – informational purposes only.

Background Information

In June 2002, the State Board adopted bylaws outlining a new committee structure under which fiscal, audit and operations issues will be handled by the Finance and Audit Committee. The Superintendent requested that the Agency organize and standardize the financial and Headcount data provided to the Board for their future policy work and decision making.

Currently, the following reports are provided:

1. Budget (annually in January)
2. Appropriation and Expenditure (monthly)
3. Financial Status Report – Contract/Grant Detail (monthly)
4. Contract & Grant Awards Under \$1 Million (monthly)
5. Comparative Statement of Expenditures (monthly)
6. Headcount Reports (monthly)
Headcount History Graph, Staff Detail by Division, & Monthly Headcount Graph

Analysis and Implications for Policy, Budget, Legislative Action and Communications

The monthly or Quarterly Fiscal and Headcount Reports were first provided to the Board in August 2002. These reports provide information regarding staffing and funding as well as details of contracts over \$50,000 and grants the Agency is processing.

At the request of the Board at the December 2011 meeting, a Contract & Grant Award Report under \$1 million has been added to the SBE Fiscal & Administrative Monthly Reports package.

Superintendent's Recommendation

None needed.

Next Steps

Continue to provide these reports pursuant to schedule above.

Illinois State Board of Education
2014 Appropriation & Spending by Program 07/01/2013 thru 5/31/2014
(Dollars in Thousands)

Initiatives	Appropriation			YTD Expenditures		
	Total	Grants	Admin	Total	Grants	Admin
STATE						
Distributive Grants	<u>\$6,194,646.6</u>	<u>\$6,194,646.6</u>	<u>\$0.0</u>	<u>\$5,410,338.1</u>	<u>\$5,410,338.1</u>	<u>\$0.0</u>
General State Aid	\$4,442,198.3	\$4,442,198.3	\$0.0	\$4,040,704.0	\$4,040,704.0	\$0.0
District Consolidation Cost	\$2,500.0	\$2,500.0	\$0.0	\$2,500.0	\$2,500.0	\$0.0
Mandated Categoricals	<u>\$1,749,948.3</u>	<u>\$1,749,948.3</u>	<u>\$0.0</u>	<u>\$1,367,134.1</u>	<u>\$1,367,134.1</u>	<u>\$0.0</u>
Illinois Free Lunch/Breakfast	\$14,300.0	\$14,300.0	\$0.0	\$12,783.8	\$12,783.8	\$0.0
Orphanage Tuition 18-3 (Reg Ed)	\$12,000.0	\$12,000.0	\$0.0	\$7,104.0	\$7,104.0	\$0.0
Sp-Ed - Extraordinary Services	\$303,091.7	\$303,091.7	\$0.0	\$249,444.5	\$249,444.5	\$0.0
Sp-Ed - Orphanage Tuition 14-7.03	\$105,000.0	\$105,000.0	\$0.0	\$65,053.4	\$65,053.4	\$0.0
Sp-Ed - Personnel Reimbursement	\$440,200.0	\$440,200.0	\$0.0	\$350,769.4	\$350,769.4	\$0.0
Sp-Ed - Private Tuition	\$218,947.7	\$218,947.7	\$0.0	\$190,703.5	\$190,703.5	\$0.0
Sp-Ed - Summer School	\$10,100.0	\$10,100.0	\$0.0	\$10,100.0	\$10,100.0	\$0.0
Sp-Ed - Transportation	\$440,500.0	\$440,500.0	\$0.0	\$324,812.1	\$324,812.1	\$0.0
Transportation - Regular/Vocational	\$205,808.9	\$205,808.9	\$0.0	\$156,363.4	\$156,363.4	\$0.0
Standards - Assessment & Accountability	<u>\$27,400.0</u>	<u>\$0.0</u>	<u>\$27,400.0</u>	<u>\$22,410.4</u>	<u>\$0.0</u>	<u>\$22,410.4</u>
Assessments	\$27,400.0	\$0.0	\$27,400.0	\$22,410.4	\$0.0	\$22,410.4
Standards, Materials, Training for Teachers	\$0.0	\$0.0	\$0.0	\$0.0	\$0.0	\$0.0
Growth Model	\$0.0	\$0.0	\$0.0	\$0.0	\$0.0	\$0.0
System of Support	\$0.0	\$0.0	\$0.0	\$0.0	\$0.0	\$0.0
Ensuring Quality Ed Personnel	<u>\$2,000.0</u>	<u>\$2,000.0</u>	<u>\$0.0</u>	<u>\$1,204.5</u>	<u>\$1,204.5</u>	<u>\$0.0</u>
National Board Certification	\$1,000.0	\$1,000.0	\$0.0	\$204.5	\$204.5	\$0.0
Principal Mentoring Program	\$0.0	\$0.0	\$0.0	\$0.0	\$0.0	\$0.0
Teach for America	\$1,000.0	\$1,000.0	\$0.0	\$1,000.0	\$1,000.0	\$0.0
Teacher and Admin. Mentoring Program	\$0.0	\$0.0	\$0.0	\$0.0	\$0.0	\$0.0
Early Childhood	<u>\$300,192.4</u>	<u>\$296,462.4</u>	<u>\$3,730.0</u>	<u>\$269,130.9</u>	<u>\$266,231.3</u>	<u>\$2,899.5</u>
Academic Difficulty	<u>\$81,181.2</u>	<u>\$79,181.2</u>	<u>\$2,000.0</u>	<u>\$49,632.8</u>	<u>\$48,838.7</u>	<u>\$794.1</u>
Alternative Learning/Regional Safe Schools	\$6,300.0	\$6,300.0	\$0.0	\$5,718.5	\$5,718.5	\$0.0
Bilingual Education	\$63,381.2	\$61,381.2	\$2,000.0	\$33,769.8	\$32,975.8	\$794.1
Truant Alternative Optional Education	\$11,500.0	\$11,500.0	\$0.0	\$10,144.5	\$10,144.5	\$0.0
Learning Technologies	<u>\$2,500.0</u>	<u>\$1,257.6</u>	<u>\$1,242.4</u>	<u>\$2,394.7</u>	<u>\$1,172.9</u>	<u>\$1,221.8</u>
Technology for Success	\$2,500.0	\$1,257.6	\$1,242.4	\$2,394.7	\$1,172.9	\$1,221.8
Career Preparation	<u>\$39,312.1</u>	<u>\$39,312.1</u>	<u>\$0.0</u>	<u>\$36,466.2</u>	<u>\$36,466.2</u>	<u>\$0.0</u>
Agricultural Education	\$1,250.0	\$1,250.0	\$0.0	\$1,191.6	\$1,191.6	\$0.0

Career and Technical Education	\$38,062.1	\$38,062.1	\$0.0	\$35,274.6	\$35,274.6	\$0.0
Strategic Plan	<u>\$0.0</u>	<u>\$0.0</u>	<u>\$0.0</u>	<u>\$0.0</u>	<u>\$0.0</u>	<u>\$0.0</u>
Strategic Plan	\$0.0	\$0.0	\$0.0	\$0.0	\$0.0	\$0.0
Administration	<u>\$23,180.9</u>	<u>\$0.0</u>	<u>\$23,180.9</u>	<u>\$19,057.7</u>	<u>\$0.0</u>	<u>\$19,057.7</u>
Targeted Initiatives	<u>\$16,567.2</u>	<u>\$14,290.9</u>	<u>\$2,276.3</u>	<u>\$14,717.9</u>	<u>\$12,757.4</u>	<u>\$1,960.5</u>
Advanced Placement Classes	\$500.0	\$500.0	\$0.0	\$417.0	\$417.0	\$0.0
After School Matters	\$2,000.0	\$2,000.0	\$0.0	\$1,900.0	\$1,900.0	\$0.0
Arts and Foreign Language	\$0.0	\$0.0	\$0.0	\$0.0	\$0.0	\$0.0
Autism Project	\$100.0	\$100.0	\$0.0	\$100.0	\$100.0	\$0.0
Blind & Dyslexic	\$816.6	\$816.6	\$0.0	\$816.6	\$816.6	\$0.0
Childrens Mental Health Partnership	\$300.0	\$300.0	\$0.0	\$0.0	\$0.0	\$0.0
Community Residential Services Authority	\$592.3	\$0.0	\$592.3	\$459.4	\$0.0	\$459.4
East St. Louis School District 189	\$3,000.0	\$3,000.0	\$0.0	\$3,000.0	\$3,000.0	\$0.0
Educator Misconduct Investigations	\$184.0	\$0.0	\$184.0	\$1.2	\$0.0	\$1.2
IL Coalition Immigrant/Refugee Parent Mentor	\$1,000.0	\$1,000.0	\$0.0	\$1,000.0	\$1,000.0	\$0.0
Lowest Performing Schools	\$1,002.8	\$1,002.8	\$0.0	\$182.8	\$182.8	\$0.0
Materials Center for the Visually Impaired	\$1,421.1	\$1,421.1	\$0.0	\$1,270.0	\$1,270.0	\$0.0
Philip J. Rock Center & School	\$3,577.8	\$3,577.8	\$0.0	\$3,577.8	\$3,577.8	\$0.0
Tax Equivalent Grants	\$222.6	\$222.6	\$0.0	\$222.6	\$222.6	\$0.0
Emergency Financial Assistance Fund	\$1,500.0	\$0.0	\$1,500.0	\$1,500.0	\$0.0	\$1,500.0
Targeted Initiatives	\$350.0	\$350.0	\$0.0	\$270.6	\$270.6	\$0.0
NON STATE						
Regional Services	<u>\$14,695.0</u>	<u>\$14,695.0</u>	<u>\$0.0</u>	<u>\$12,541.9</u>	<u>\$12,541.9</u>	<u>\$0.0</u>
ROE - Bus Driver Training	\$70.0	\$70.0	\$0.0	\$70.0	\$70.0	\$0.0
ROE - Salaries	\$12,400.0	\$12,400.0	\$0.0	\$10,407.5	\$10,407.5	\$0.0
ROE - School Services	\$2,225.0	\$2,225.0	\$0.0	\$2,064.4	\$2,064.4	\$0.0
School Infrastructure Fund	<u>\$600.0</u>	<u>\$0.0</u>	<u>\$600.0</u>	<u>\$185.5</u>	<u>\$0.0</u>	<u>\$185.5</u>
School Infrastructure (Debt Admin)	\$600.0	\$0.0	\$600.0	\$185.5	\$0.0	\$185.5
Driver Education	<u>\$15,000.0</u>	<u>\$15,000.0</u>	<u>\$0.0</u>	<u>\$11,250.0</u>	<u>\$11,250.0</u>	<u>\$0.0</u>
Career Prep	<u>\$550.0</u>	<u>\$550.0</u>	<u>\$0.0</u>	<u>\$550.0</u>	<u>\$550.0</u>	<u>\$0.0</u>
Agricultural Education - Downstate Transit	\$550.0	\$550.0	\$0.0	\$550.0	\$550.0	\$0.0
Other Funds	<u>\$138,354.0</u>	<u>\$115,710.1</u>	<u>\$22,643.9</u>	<u>\$57,462.6</u>	<u>\$52,306.8</u>	<u>\$5,155.9</u>
After School Rescue Fund	\$200.0	\$200.0	\$0.0	\$0.0	\$0.0	\$0.0
Capital Development Fund-Sch Const.	\$25,000.0	\$25,000.0	\$0.0	\$0.0	\$0.0	\$0.0
Charter Schools Revolving Loan Fund	\$20.0	\$20.0	\$0.0	\$0.0	\$0.0	\$0.0
Emergency Financial Assistance Fund	\$16,140.0	\$16,140.0	\$0.0	\$1,183.1	\$1,183.1	\$0.0
Indirect Costs	\$7,015.2	\$500.0	\$6,515.2	\$2,488.0	\$0.0	\$2,488.0
ISBE - Special Purpose Trust Fund	\$8,484.8	\$165.0	\$8,319.8	\$173.5	\$165.0	\$8.5
ISBE Teacher Certificate Institute Fund	\$2,208.9	\$0.0	\$2,208.9	\$0.0	\$0.0	\$0.0

School Construction Maintenance Fund	\$67,285.1	\$67,285.1	\$0.0	\$47,045.3	\$47,045.3	\$0.0
School Technology Revolving Loan	\$5,000.0	\$5,000.0	\$0.0	\$3,514.6	\$3,514.6	\$0.0
State Charter School Commission	\$600.0	\$0.0	\$600.0	\$334.6	\$0.0	\$334.6
Teacher Certification Fee Revolving Fund	\$5,000.0	\$0.0	\$5,000.0	\$2,324.8	\$0.0	\$2,324.8
Technology Immersion - Build IL Bond Fund	\$0.0	\$0.0	\$0.0	\$0.0	\$0.0	\$0.0
Temporary Relocation Revolving Fund	\$1,400.0	\$1,400.0	\$0.0	\$398.8	\$398.8	\$0.0

FEDERAL

Federal Funds	<u>\$3,007,410.5</u>	<u>\$2,843,842.0</u>	<u>\$163,568.5</u>	<u>\$1,721,240.0</u>	<u>\$1,674,889.9</u>	<u>\$46,350.1</u>
Advanced Placement Fee Payment	\$3,099.1	\$3,000.0	\$99.1	\$2,191.7	\$2,191.7	\$0.0
ARRA - Education Jobs Fund	\$0.0	\$0.0	\$0.0	\$0.0	\$0.0	\$0.0
ARRA - Longitudinal Data Systems	\$10,000.0	\$0.0	\$10,000.0	\$1,052.7	\$0.0	\$1,052.7
ARRA - Race to the Top	\$42,800.0	\$15,672.0	\$27,128.0	\$7,371.4	\$5,197.2	\$2,174.2
ARRA - Title I	\$31,732.0	\$31,732.0	\$0.0	\$0.0	\$0.0	\$0.0
ARRA - Titel I School Improvement (1003G)	\$41,668.0	\$41,668.0	\$0.0	\$25,849.4	\$25,849.4	\$0.0
ARRA - Title II Technology	\$0.0	\$0.0	\$0.0	\$0.0	\$0.0	\$0.0
Career & Technical Education	\$56,919.4	\$55,000.0	\$1,919.4	\$29,969.8	\$29,379.8	\$590.0
Career & Technical Education - Technical Prep	\$21.0	\$0.0	\$21.0	\$0.0	\$0.0	\$0.0
Charter Schools	\$9,000.0	\$9,000.0	\$0.0	\$0.0	\$0.0	\$0.0
Child Nutrition	\$737,015.2	\$725,000.0	\$12,015.2	\$605,882.7	\$600,261.0	\$5,621.7
Early Learning Challenge	\$27,640.5	\$612.0	\$27,028.5	\$622.8	\$237.9	\$384.8
Early Learning Challenge - DCFS	\$200.0	\$0.0	\$200.0	\$50.0	\$0.0	\$50.0
Early Learning Challenge - DHS	\$7,159.5	\$0.0	\$7,159.5	\$4,188.5	\$0.0	\$4,188.5
IDEA - Deaf Blind, Part C	\$500.0	\$500.0	\$0.0	\$222.9	\$222.9	\$0.0
IDEA - Improvement Plan	\$5,045.3	\$4,350.0	\$695.3	\$1,479.4	\$1,296.5	\$182.9
IDEA - Pre-School	\$25,898.5	\$25,000.0	\$898.5	\$12,195.4	\$11,793.3	\$402.1
Illinois Purchase Care Review Board	\$455.6	\$0.0	\$455.6	\$210.5	\$0.0	\$210.5
Individuals with Disabilities Educ. Act, Pt. B	\$716,578.4	\$700,000.0	\$16,578.4	\$368,749.8	\$360,188.5	\$8,561.4
IDEA - Bellefaire JCB	\$0.0	\$0.0	\$0.0	\$0.0	\$0.0	\$0.0
Integration of Schools & Mental Health Systems	\$0.0	\$0.0	\$0.0	\$0.0	\$0.0	\$0.0
Learn and Serve America	\$50.0	\$0.0	\$50.0	\$0.0	\$0.0	\$0.0
Longitudinal Data System	\$5,200.0	\$58.0	\$5,142.0	\$1,934.5	\$0.0	\$1,934.5
Math & Science Partnerships	\$14,633.0	\$14,000.0	\$633.0	\$2,521.3	\$2,378.2	\$143.1
National Center for Education Statistics	\$484.8	\$0.0	\$484.8	\$250.1	\$0.0	\$250.1
ONPAR	\$0.0	\$0.0	\$0.0	\$0.0	\$0.0	\$0.0
Spanish Language Assesment-SALSA	\$919.1	\$0.0	\$919.1	\$405.7	\$0.0	\$405.7
School Health Programs	\$1,160.6	\$0.0	\$1,160.6	\$42.0	\$0.0	\$42.0
Special Congressional Initiatives	\$5,000.0	\$5,000.0	\$0.0	\$0.0	\$0.0	\$0.0
Striving Readers	\$0.0	\$0.0	\$0.0	\$0.0	\$0.0	\$0.0
Title I - Basic Programs	\$824,383.8	\$813,415.0	\$10,968.7	\$475,411.7	\$471,641.7	\$3,770.0
Title I - Comprehensive School Reform	\$35.5	\$0.0	\$35.5	\$0.0	\$0.0	\$0.0
Title I - Education of Migratory Children	\$4,883.9	\$4,787.8	\$96.1	\$1,433.7	\$1,415.6	\$18.1
Title I - Even Start Family Literacy Programs	\$817.3	\$768.3	\$49.0	\$0.0	\$0.0	\$0.0
Title I - Neglected and Delinquent	\$2,207.6	\$2,111.1	\$96.5	\$587.0	\$574.0	\$13.0
Title I - School Improvement	\$114,118.4	\$108,917.8	\$5,200.6	\$30,155.8	\$28,915.3	\$1,240.5
Title II - Enhance Ed through Technology	\$105.0	\$0.0	\$105.0	\$0.0	\$0.0	\$0.0
Title II - Quality Teachers	\$163,299.3	\$157,000.0	\$6,299.3	\$78,738.4	\$76,860.5	\$1,877.8

Title III - English Language Acquisition	\$47,596.1	\$45,250.0	\$2,346.1	\$18,894.5	\$18,163.4	\$731.1
Title IV - 21st Century Schools	\$76,371.6	\$74,000.0	\$2,371.6	\$37,399.2	\$36,272.1	\$1,127.1
Title IV - Safe & Drug Free Schools	\$10.0	\$0.0	\$10.0	\$0.0	\$0.0	\$0.0
Title VI - Rural & Low Income Programs	\$2,088.6	\$2,000.0	\$88.6	\$710.9	\$682.9	\$27.9
Title VI - State Assessment	\$22,861.2	\$0.0	\$22,861.2	\$11,252.8	\$0.0	\$11,252.8
Title X - McKinney Homeless Assistance	\$5,436.7	\$5,000.0	\$436.7	\$1,465.5	\$1,367.9	\$97.6
Transition to Teaching	\$15.6	\$0.0	\$15.6	\$0.0	\$0.0	\$0.0
TOTAL - ALL FUNDS:	\$9,863,589.9	\$9,616,947.9	\$246,642.1	\$7,628,583.1	\$7,528,547.6	\$100,035.5

ILLINOIS STATE BOARD OF EDUCATION
Financial Status Report
July 1, 2013 through May 31, 2014
(Fiscal Year 2014)

	Appropriation Amount	Expenditures to Date	Unexpended Appropriation	Percentage spent YTD	Percentage Unexpended
<u>General Revenue Fund</u>					
Personal Services and Related Expenditures	\$ 16,272,600	\$ 14,390,132	\$ 1,882,468	88.43%	11.57%
Contractual Services	6,000,000	4,008,567	1,991,433	66.81%	33.19%
Travel	166,320	169,850	(3,530)	102.12%	-2.12%
Commodities	71,300	46,090	25,210	64.64%	35.36%
Printing	64,700	22,471	42,229	34.73%	65.27%
Equipment	132,200	29,367	102,833	22.21%	77.79%
Telecommunications	450,000	376,312	73,688	83.62%	16.38%
Operation of Automotive Equipment	23,800	14,863	8,937	62.45%	37.55%
Lump Sums	28,176,302	22,870,935	5,305,367	81.17%	18.83%
<i>Sub-total</i>	51,357,222	41,928,586	9,428,636	81.64%	18.36%
Awards and Grants	2,193,424,904	1,742,720,459	450,704,445	79.45%	20.55%
Total General Revenue Fund	\$ 2,244,782,126	\$ 1,784,649,045	\$ 460,133,081	79.50%	20.50%
<u>Education Assistance Fund</u>					
Awards and Grants	\$ 404,000,000	\$ 399,838,941	\$ 4,161,059	98.97%	1.03%
<u>Common School Fund</u>					
General State Aid	\$ 4,038,198,260	\$ 3,640,865,101	\$ 397,333,159	90.16%	9.84%
<u>Teacher Certification Fee Revolving Fund</u>					
Lump Sums	\$ 5,000,000	\$ 2,324,835	\$ 2,675,166	46.50%	53.50%

ILLINOIS STATE BOARD OF EDUCATION
Financial Status Report
July 1, 2013 through May 31, 2014
(Fiscal Year 2014)

	Appropriation Amount	Expenditures to Date	Unexpended Appropriation	Percentage spent YTD	Percentage Unexpended
<u>Drivers Education Fund</u>					
Awards and Grants	\$ 15,000,000	\$ 11,249,984	\$ 3,750,016	75.00%	25.00%
<u>School Dist. Emergency Financial Asst. Fund</u>					
Awards and Grants	\$ 16,140,000	\$ 1,183,050	\$ 14,956,950	7.33%	92.67%
<u>SBE Special Purpose Trust Fund</u>					
Lump Sums	\$ 15,500,000	\$ 2,661,491	\$ 12,838,509	17.17%	82.83%
<u>SBE Teacher Certification Institution Fund</u>					
Lump Sums	\$ 2,208,900	\$ -	\$ 2,208,900	0.00%	100.00%
<u>SBE Federal Department of Agriculture Fund</u>					
Personal Services and Related Expenditures	\$ 6,803,400	\$ 4,249,164	\$ 2,554,236	62.46%	37.54%
Contractual Services	4,210,500	1,106,166	3,104,334	26.27%	73.73%
Travel	400,000	234,709	165,291	58.68%	41.32%
Commodities	85,000	14,094	70,906	16.58%	83.42%
Printing	156,300	13,325	142,975	8.53%	91.47%
Equipment	310,000	4,236	305,764	1.37%	98.63%
Telecommunications	50,000	-	50,000	0.00%	100.00%
Sub-total	12,015,200	5,621,694	6,393,506	46.79%	53.21%
Awards and Grants	725,000,000	600,261,012	124,738,988	82.79%	17.21%
Total SBE Federal Department of Agriculture Fund	\$ 737,015,200	\$ 605,882,706	\$ 131,132,494	82.21%	17.79%

ILLINOIS STATE BOARD OF EDUCATION
Financial Status Report
July 1, 2013 through May 31, 2014
(Fiscal Year 2014)

	Appropriation Amount	Expenditures to Date	Unexpended Appropriation	Percentage spent YTD	Percentage Unexpended
<u>SBE Federal Agency Services Fund</u>					
Personal Services and Related Expenditures	\$ 194,900	\$ 36,872	\$ 158,028	18.92%	81.08%
Contractual Services	945,000	741	944,259	0.08%	99.92%
Travel	30,000	4,374	25,626	14.58%	85.42%
Commodities	20,000	-	20,000	0.00%	100.00%
Printing	700	-	700	0.00%	100.00%
Equipment	11,000	-	11,000	0.00%	100.00%
Telecommunications	9,000	-	9,000	0.00%	100.00%
Sub-total	1,210,600	41,987	1,168,613	3.47%	96.53%
Total SBE Federal Agency Services Fund	\$ 1,210,600	\$ 41,987	\$ 1,168,613	3.47%	96.53%
<u>SBE Federal Department of Education Fund</u>					
Personal Services and Related Expenditures	\$ 25,209,400	\$ 12,411,244	\$ 12,798,156	49.23%	50.77%
Contractual Services	21,370,000	6,353,368	15,016,632	29.73%	70.27%
Travel	1,600,000	431,920	1,168,080	27.00%	73.00%
Commodities	305,000	27,594	277,406	9.05%	90.95%
Printing	341,000	415	340,585	0.12%	99.88%
Equipment	679,000	18,683	660,317	2.75%	97.25%
Telecommunications	400,000	-	400,000	0.00%	100.00%
Lump Sums	58,780,300	16,519,784	42,260,516	28.10%	71.90%
Sub-total	108,684,700	35,763,009	72,921,691	32.91%	67.09%
Awards and Grants	2,160,500,000	1,079,552,307	1,080,947,693	49.97%	50.03%
Total SBE Federal Department of Education Fund	\$ 2,269,184,700	\$ 1,115,315,315	\$ 1,153,869,385	49.15%	50.85%
<u>Charter Schools Revolving Loan Program Fund</u>					
Awards and Grants	\$ 20,000	\$ -	\$ 20,000	0.00%	100.00%
<u>School Infrastructure Fund</u>					
Lump Sums	\$ 600,000	\$ 185,468	\$ 414,532	30.91%	69.09%

ILLINOIS STATE BOARD OF EDUCATION
Financial Status Report
July 1, 2013 through May 31, 2014
(Fiscal Year 2014)

	Appropriation Amount	Expenditures to Date	Unexpended Appropriation	Percentage spent YTD	Percentage Unexpended
<u>School Technology Revolving Loan Program Fund</u>					
Awards and Grants	\$ 5,000,000	\$ 3,514,625	\$ 1,485,375	70.29%	29.71%
<u>Temporary Relocation Expenses Revolving Grant Fund</u>					
Awards and Grants	\$ 1,400,000	\$ 398,783	\$ 1,001,217	28.48%	71.52%
<u>Capital Development Fund</u>					
Grants for Educational Purposes	\$ 25,000,000	\$ -	\$ 25,000,000	0.00%	100.00%
<u>School Construction Fund</u>					
Construction Grants	\$ 67,285,147	\$ 47,045,304	\$ 20,239,843	69.92%	30.08%
<u>Downstate Transit Improvement Fund</u>					
Awards and Grants	\$ 550,000	\$ 550,000	\$ -	100.00%	0.00%
<u>Personal Property Tax Replacement Fund</u>					
Lump Sums	\$ 70,000	\$ 70,000	\$ -	100.00%	0.00%
Awards and Grants	2,225,000	2,064,361	160,639	92.78%	7.22%
Grants for Educational Purposes	12,400,000	10,407,519	1,992,481	83.93%	16.07%
Total Personal Property Tax Replacement Fund	\$ 14,695,000	\$ 12,541,880	\$ 2,153,120	85.35%	14.65%
<u>After School Rescue Fund</u>					
Lump Sums	\$ 200,000	\$ -	\$ 200,000	0.00%	100.00%
<u>State Charter School Commission Fund</u>					
Lump Sums	\$ 600,000	\$ 334,555	\$ 265,445	55.76%	44.24%
ISBE TOTALS	\$ 9,863,589,933	\$ 7,628,583,072	\$ 2,235,006,861	77.34%	22.66%

ILLINOIS STATE BOARD OF EDUCATION
Combined Financial Status Report
July 1, 2013 through May 31, 2014
(Fiscal Year 2014)

	Appropriation Amount	Expenditures to Date (Direct)	Federal Indirect Cost Recovery Expenditures	Unexpended Appropriation	Percentage spent YTD	Percentage Unexpended
<u>All Funds</u>						
Personal Services and Related Expenditures	\$ 50,034,555	\$ 31,087,412	\$ 1,554,255	\$ 17,392,888	62.13%	34.76%
Contractual Services	33,363,710	11,468,842	838,210	21,056,658	34.38%	63.11%
Travel	2,232,303	840,854	35,983	1,355,466	37.67%	60.72%
Commodities	498,928	87,778	17,628	393,522	17.59%	78.87%
Printing	564,475	36,211	1,775	526,489	6.41%	93.27%
Equipment	1,171,086	52,286	38,886	1,079,914	4.46%	92.21%
Telecommunications	910,280	376,312	1,280	532,688	41.34%	58.52%
Operation of Automotive Equipment	23,800	14,863	-	8,937	62.45%	37.55%
Lump Sums	108,647,486	42,479,051	-	65,288,458	39.10%	60.09%
<i>Sub-total</i>	197,446,622	88,931,625	2,488,016	108,514,997	45.04%	54.96%
Awards and Grants	9,598,858,164	7,492,606,142	-	2,106,252,022	78.06%	21.94%
Construction Grants	67,285,147	47,045,304	-	20,239,843	69.92%	30.08%
Total All Funds	\$ 9,863,589,933	\$ 7,626,095,056	\$ 2,488,016	\$ 2,235,006,861	77.32%	22.66%

General Revenue Fund

Personal Services and Related Expenditures	\$ 16,272,600	\$ 14,390,132	\$ -	\$ 1,882,468	88.43%	11.57%
Contractual Services	6,000,000	4,008,567	-	1,991,433	66.81%	33.19%
Travel	166,320	169,850	-	(3,530)	102.12%	-2.12%
Commodities	71,300	46,090	-	25,210	64.64%	35.36%
Printing	64,700	22,471	-	42,229	34.73%	65.27%
Equipment	132,200	29,367	-	102,833	22.21%	77.79%
Telecommunications	450,000	376,312	-	73,688	83.62%	16.38%
Operation of Automotive Equipment	23,800	14,863	-	8,937	62.45%	37.55%
Lump Sums	28,176,302	22,870,935	-	5,305,367	81.17%	18.83%
<i>Sub-total</i>	51,357,222	41,928,586	-	9,428,636	81.64%	18.36%
Awards and Grants	2,193,424,904	1,742,720,459	-	450,704,445	79.45%	20.55%
Total General Revenue Fund	\$ 2,244,782,126	\$ 1,784,649,045	\$ -	\$ 460,133,081	79.50%	20.50%

Other State Funds

Lump Sums	\$ 24,178,900	\$ 5,576,349	\$ -	\$ 18,602,551	23.06%	76.94%
<i>Sub-total</i>	24,178,900	5,576,349	-	18,602,551	23.06%	76.94%
Awards and Grants	4,519,933,260	4,070,072,364	-	449,860,896	90.05%	9.95%
Construction Grants	67,285,147	47,045,304	-	20,239,843	69.92%	30.08%
Total Other State Funds	\$ 4,611,397,307	\$ 4,122,694,017	\$ -	\$ 488,703,290	89.40%	10.60%

Federal Funds

Personal Services and Related Expenditures	\$ 32,207,700	\$ 16,697,281	\$ -	\$ 15,510,419	51.84%	48.16%
Contractual Services	26,525,500	7,460,275	-	19,065,225	28.12%	71.88%
Travel	2,030,000	671,004	-	1,358,996	33.05%	66.95%
Commodities	410,000	41,688	-	368,312	10.17%	89.83%
Printing	498,000	13,740	-	484,260	2.76%	97.24%
Equipment	1,000,000	22,919	-	977,081	2.29%	97.71%
Telecommunications	459,000	-	-	459,000	0.00%	100.00%
Lump Sums	58,780,300	16,519,784	-	42,260,516	28.10%	71.90%
<i>Sub-total</i>	121,910,500	41,426,690	-	80,483,810	33.98%	66.02%
Awards and Grants	2,885,500,000	1,679,813,319	-	1,205,686,681	58.22%	41.78%
Total Federal Funds	\$ 3,007,410,500	\$ 1,721,240,009	\$ -	\$ 1,286,170,491	57.23%	42.77%

ILLINOIS STATE BOARD OF EDUCATION
Awards and Grants Expenditures
July 1, 2013 through May 31, 2014
(Fiscal Year 2014)

<u><i>General Revenue Fund</i></u>	Appropriation Amount	Expenditures to Date	Unexpended Appropriation	Percentage spent YTD	Percentage Unexpended
Advanced Placement Classes	\$ 500,000	\$ 417,016	\$ 82,984	83.40%	16.60%
District Consolidation	2,500,000	2,500,000	-	100.00%	0.00%
Agriculture Education	1,250,000	1,191,601	58,399	95.33%	4.67%
Bilingual Education	61,381,200	32,975,756	28,405,444	53.72%	46.28%
Vocational Education Career and Technical Education	38,062,100	35,274,553	2,787,547	92.68%	7.32%
Early Childhood Education	296,462,400	266,231,346	30,231,054	89.80%	10.20%
Technology for Success	1,257,553	1,172,880	84,673	93.27%	6.73%
Autism Training & Technical Assistance	100,000	100,000	-	100.00%	0.00%
Recording for Blind and Dyslexic	816,600	816,600	-	100.00%	0.00%
Children's Mental Health Partnership	300,000	-	300,000	0.00%	100.00%
Educational Materials Unit	1,421,100	1,270,000	151,100	89.37%	10.63%
Philip Rock Center Reimbursement	3,577,800	3,577,800	-	100.00%	0.00%
Alternative Education	6,300,000	5,718,451	581,549	90.77%	9.23%
Truant Alternative/Optional Education	11,500,000	10,144,497	1,355,503	88.21%	11.79%
National Board Certification Reimbursement	1,000,000	204,450	795,550	20.45%	79.56%
Teach America	1,000,000	1,000,000	-	100.00%	0.00%
Special Education-Private Tuition	218,947,700	190,703,453	28,244,247	87.10%	12.90%
Special Education-Extraordinary	303,091,700	249,444,463	53,647,237	82.30%	17.70%
Special Education-Personnel	440,200,000	350,769,368	89,430,632	79.68%	20.32%
Special Education-Orphanage Tuition	105,000,000	65,053,438	39,946,562	61.96%	38.04%
Transportation-Regular/Vocational	205,808,900	156,363,398	49,445,502	75.98%	24.02%
Transportation-Special Education	440,500,000	324,812,111	115,687,889	73.74%	26.26%
Free Lunch/Breakfast	14,300,000	12,783,837	1,516,163	89.40%	10.60%
Orphanage Tuition	12,000,000	7,104,037	4,895,963	59.20%	40.80%
Special Education-Summer School	10,100,000	10,100,000	0	100.00%	0.00%
Lowest Performing Schools	1,002,800	182,800	820,000	18.23%	81.77%
IL Coalition Immigrant/Refugee Parent Mentor	1,000,000	1,000,000	-	100.00%	0.00%
East St. Louis School District	3,000,000	3,000,000	-	100.00%	0.00%
Targeted Initiatives	350,000	270,601	79,399	77.31%	22.69%
Tax Equivalent Grants	222,600	222,600	-	100.00%	0.00%
After School Matters	2,000,000	1,900,000	100,000	95.00%	5.00%
Total General Revenue Fund	\$ 2,181,952,453	\$ 1,736,305,056	\$ 448,564,413	79.58%	20.56%

ILLINOIS STATE BOARD OF EDUCATION
Awards and Grants Expenditures
July 1, 2013 through May 31, 2014
(Fiscal Year 2014)

	Appropriation Amount	Expenditures to Date	Unexpended Appropriation	Percentage spent YTD	Percentage Unexpended
<u>Education Assistance Fund</u>					
General State Aid	\$ 404,000,000	\$ 399,838,941	\$ 4,161,059	98.97%	1.03%
Total Education Assistance Fund	\$ 404,000,000	\$ 399,838,941	\$ 4,161,059	98.97%	1.03%
<u>Common School Fund</u>					
General State Aid	\$ 4,038,198,260	\$ 3,640,865,101	\$ 397,333,159	90.16%	9.84%
Total Common School Fund	\$ 4,038,198,260	\$ 3,640,865,101	\$ 397,333,159	90.16%	9.84%
<u>Drivers Education Fund</u>					
Driver Education Grants	\$ 15,000,000	\$ 11,249,984	\$ 3,750,016	75.00%	25.00%
Total Drivers Education Fund	\$ 15,000,000	\$ 11,249,984	\$ 3,750,016	75.00%	25.00%
<u>School Dist. Emergency Financial Asst. Fund</u>					
School District Emergency Financial Assistance	\$ 16,140,000	\$ 1,183,050	\$ 14,956,950	7.33%	92.67%
Total School Dist. Emergency Fin. Asst. Fund	\$ 16,140,000	\$ 1,183,050	\$ 14,956,950	7.33%	92.67%
<u>SBE Special Purpose Trust Fund</u>					
Lump Sums	\$ 165,000	\$ 165,000	\$ -	100.00%	0.00%
Total SBE Special Purpose Trust Fund	\$ 165,000	\$ 165,000	\$ -	100.00%	0.00%
<u>SBE Federal Department of Agriculture Fund</u>					
Federal Nutrition Programs	\$ 725,000,000	\$ 600,261,012	\$ 124,738,988	82.79%	17.21%
Total SBE Federal Department of Agriculture Fund	\$ 725,000,000	\$ 600,261,012	\$ 124,738,988	82.79%	17.21%

ILLINOIS STATE BOARD OF EDUCATION
Awards and Grants Expenditures
July 1, 2013 through May 31, 2014
(Fiscal Year 2014)

	Appropriation Amount	Expenditures to Date	Unexpended Appropriation	Percentage spent YTD	Percentage Unexpended
<u>SBE Federal Department of Education Fund</u>					
Title VI Rural and Low Income Students	\$ 2,000,000	\$ 682,913	\$ 1,317,087	34.15%	65.85%
Race to the Top	15,672,000	5,197,209	10,474,791	33.16%	66.84%
Title III - English Language Acquisition	45,250,000	18,163,392	27,086,608	40.14%	59.86%
Early Learning Challenge	612,000	237,920	374,080	38.88%	61.12%
Charter Schools	9,000,000	-	9,000,000	0.00%	100.00%
Advanced Placement Fee	3,000,000	2,191,745	808,255	73.06%	26.94%
Title I - Basic	930,000,000	502,546,626	427,453,374	54.04%	45.96%
Title IV - 21st Century/Community Service	74,000,000	36,272,080	37,727,920	49.02%	50.98%
Title II - Teacher Quality	157,000,000	76,860,528	80,139,472	48.96%	51.04%
Title II - Math/Science Partnerships	14,000,000	2,378,241	11,621,759	16.99%	83.01%
Title X - McKinney Homeless	5,000,000	1,367,877	3,632,123	27.36%	72.64%
Longitudinal Data Systems	58,000	-	58,000	0.00%	100.00%
IDEA - Preschool	25,000,000	11,793,301	13,206,699	47.17%	52.83%
IDEA - Improvement	4,350,000	1,296,467	3,053,533	29.80%	70.20%
IDEA	700,000,000	360,188,462	339,811,538	51.46%	48.54%
IDEA - Deaf/Blind	500,000	222,915	277,085	44.58%	55.42%
Career and Technical Education - Basic Perkins	55,000,000	29,379,821	25,620,179	53.42%	46.58%
Special Federal Congressional Initiatives	5,000,000	-	5,000,000	0.00%	100.00%
Title I ARRA	31,732,000	-	31,732,000	0.00%	100.00%
Title I ARRA School Improvement	41,668,000	25,849,359	15,818,641	62.04%	37.96%
Total SBE Federal Department of Education Fund	\$ 2,118,842,000	\$ 1,074,628,855	\$ 1,044,213,145	50.72%	49.28%
<u>Charter Schools Revolving Loan Program Fund</u>					
Charter Schools Revolving Loans	\$ 20,000	\$ -	\$ 20,000	0.00%	100.00%
Total Charter Schools Rev. Loan Program Fund	\$ 20,000	\$ -	\$ 20,000	0.00%	100.00%

ILLINOIS STATE BOARD OF EDUCATION
Awards and Grants Expenditures
July 1, 2013 through May 31, 2014
(Fiscal Year 2014)

	Appropriation Amount	Expenditures to Date	Unexpended Appropriation	Percentage spent YTD	Percentage Unexpended
<u>School Technology Revolving Loan Program Fund</u>					
School Technology Revolving Loans	\$ 5,000,000	\$ 3,514,625	\$ 1,485,375	70.29%	29.71%
Total School Technology Rev. Loan Program Fund	\$ 5,000,000	\$ 3,514,625	\$ 1,485,375	70.29%	29.71%
<u>Temporary Relocation Expenses Revolving Grant Fund</u>					
Temporary Relocation Revolving Loans/Grants	\$ 1,400,000	\$ 398,783	\$ 1,001,217	28.48%	71.52%
Total Temporary Relocation Exp. Rev. Grant Fund	\$ 1,400,000	\$ 398,783	\$ 1,001,217	28.48%	71.52%
<u>Capital Development Fund</u>					
Grants for Educational Purposes	\$ 25,000,000	\$ -	\$ 25,000,000	0.00%	100.00%
Total Capital Development Fund	\$ 25,000,000	\$ -	\$ 25,000,000	0.00%	100.00%
<u>School Construction Fund</u>					
Construction Grants	\$ 67,285,147	\$ 47,045,304	\$ 20,239,843	69.92%	30.08%
Total School Construction Fund	\$ 67,285,147	\$ 47,045,304	\$ 20,239,843	69.92%	30.08%
<u>Downstate Transit Improvement Fund</u>					
Awards and Grants, Lump Sum	\$ 550,000	\$ 550,000	\$ -	100.00%	0.00%
Total Downstate Transit Improvement Fund	\$ 550,000	\$ 550,000	\$ -	100.00%	0.00%

ILLINOIS STATE BOARD OF EDUCATION
Awards and Grants Expenditures
July 1, 2013 through May 31, 2014
(Fiscal Year 2014)

	Appropriation Amount	Expenditures to Date	Unexpended Appropriation	Percentage spent YTD	Percentage Unexpended
<u>Personal Property Tax Replacement Fund</u>					
Lump Sums	\$ 70,000	\$ 70,000	\$ -	100.00%	0.00%
Awards and Grants, Lump Sums	2,225,000	2,064,361	160,639	92.78%	7.22%
Grants for Educational Purposes	12,400,000	10,407,519	1,992,481	83.93%	16.07%
Total Personal Property Tax Replacement Fund	\$ 14,695,000	\$ 12,541,880	\$ 2,153,120	85.35%	14.65%
<u>After School Rescue Fund</u>					
Lump Sums	\$ 200,000	\$ -	\$ 200,000	0.00%	100.00%
Total After School Rescue Fund	\$ 200,000	\$ -	\$ 200,000	0.00%	100.00%
TOTAL AWARDS AND GRANTS - ALL FUNDS	\$ 9,613,447,860	\$ 7,528,547,591	\$ 2,087,817,285	78.31%	21.72%

ILLINOIS STATE BOARD OF EDUCATION
FINANCIAL STATUS REPORT - 07/01/2013 THROUGH 5/31/2014
FY2014

	<u>Funded Amount</u>	<u>Expended Year to Date</u>	<u>% Spent Year to Date</u>	<u>May Expenditures</u>	<u>Description</u>
Personal Services and Related	55,970.1	36,249.0	64.8%	3,110.0	Salaries & Benefits
Contractual Services	182,707.0	60,606.5	33.2%	4,456.0	Agency Contracts (see below); Non-Employee Travel; Conferences; Registration Fees
Travel	2,548.4	979.6	38.4%	95.9	Staff Travel
Commodities	737.9	109.2	14.8%	13.7	Supplies; Books
Printing	767.6	41.1	5.4%	0.5	Agency Printing
Equipment	1,277.5	99.4	7.8%	7.7	Computers; Printers; Furniture
Telecommunications	1,027.3	382.7	37.3%	44.7	Telecommunications Expenses
Auto Operations	23.8	14.9	62.6%	1.0	Operation of Agency Autos
Prompt Payment Act	67.9	51.6	0.0%	0.0	Prompt Payment
Refunds	14.7	1.5	10.2%	0.0	Refunds
Temp. Relocation Revolving Fund	1,500.0	1,500.0	100.0%	0.0	Interfund Cash Transfer
Grants	9,524,662.6	7,481,502.3	78.5%	597,820.2	See Detail Below
School Construction Grants	92,285.1	47,045.3	51.0%	-28.7	School Construction Funds
TOTAL	9,863,589.9	7,628,583.1		605,521.0	

	<u>Funded Amount</u>	<u>Expended Year to Date</u>	<u>% Spent Year to Date</u>	<u>May Expenditures</u>	<u>Description</u>
Agency Contracts Breakdown:					
<u>Human Resources</u>					
Schuyler Roche & Chrisham					Arbitration matters
GRF	200.0	189.5	94.8%	0.0	
<u>Administrative Services</u>					
Alzina					Building lease in Springfield
GRF	1,221.9	1,142.2	93.5%	190.4	
Other State	367.6	343.6	93.5%	57.3	
Federal	750.5	701.6	93.5%	116.9	
Facilities Management					
GRF	126.9	105.5	83.2%	10.7	Rent for Chicago Office, Thompson Center
Other State	3.9	3.3	85.6%	0.3	
Federal	177.6	147.6	83.1%	15.0	
Xerox Corporation					Will supply copier maintenance and repair to ISBE's XEROX machines.
GRF	92.5	57.2	61.9%	0.0	
Other State	92.5	9.7	10.5%	0.0	
Xerox Corporation					Will supply copier maintenance and repair to ISBE's XEROX machines.
GRF	30.8	8.4	27.2%	4.0	
Other State	30.8	0.9	2.9%	0.0	
<u>General Counsel/Legal</u>					
6 Impartial Hearing Officers					Teacher Dismissal Hearing Officers
GRF	24.2	9.3	38.5%	4.0	
Laner Muchin Ltd					Prosecution of Educator misconduct cases and any other cases ISBE may request

	<u>Funded Amount</u>	<u>Expended Year to Date</u>	<u>% Spent Year to Date</u>	<u>May Expenditures</u>	<u>Description</u>
GRF	250.0	16.8	6.7%	0.0	
ADR International, LLC					Pursuant to PA97-8 will provide training to hearing officers to enable them to preside over tenured teacher dismissal hearings across the State of Illinois.
GRF	75.0	56.3	75.0%	0.0	
Hazel Crest SD #152.5					To pay for the settlement agreement with Innovation Modular Solutions (IMS) and to pay the District attorney's fees.
Other State	1,200.0	1,183.1	98.6%	0.0	
<u>Information Technology</u>					
Levi Ray & Shoup Inc					One Programmer/Analyst to assist in the further development and continuation of the Web-based Illinois Nutrition System (WINS).
Federal	122.4	99.8	81.5%	10.8	
Marucco Stoddard, Ferenbach & Walsh (MSF&W)					One lead programmer for Child Nutrition (CNS), Claim Entry System (ACES) and LAN based Child Nutrition System - MY11213
Federal	162.3	115.6	71.2%	12.8	
Ashbaugh & Associates					Two programmers for the Special Education Data System - MY11211
Federal	312.7	211.0	67.5%	12.6	
Lead IT					One programmer for Child Nutrition (CNS), Claim Entry System (ACES) and LAN based Child Nutrition System - MY11212
Federal	129.5	94.0	72.6%	11.2	
Ashbaugh & Associates					Two programmers for Child Nutrition (CNS), Claim Entry System (ACES) and LAN based Child Nutrition System - MY11214
Federal	326.7	236.1	72.3%	13.3	
Utilistar					Data analysis and reporting for Supplemental Education Services
Federal	49.9	21.7	43.6%	0.0	
Ashbaugh & Associates					Programmer for Teacher Certification Information System and Educator Certification System MY09212
Other State	162.3	141.8	87.3%	14.3	
Capitol Strategies Inc					Two Programmers for Child Nutrition System - MY08212
Federal	324.7	277.0	85.3%	26.7	
IBM					Ongoing maintenance for the Statewide Student Information System
GRF	750.0	750.0	100.0%	0.0	
Other State	350.0	275.0	78.6%	275.0	
Federal	600.0	533.3	88.9%	8.3	
Capitol Strategies Consulting					Continued development and maintenance of the entity profile system; assist staff in interfacing ISBE's current applications with EPS, implement enhancement requests and provide support, update user manuals and system documentation of the entity system.
GRF	155.4	71.6	46.1%	13.1	
Capitol Strategies Consulting					Will provide a business analyst and a two programming analysts for the maintenance and support of the Educator Licensure Information System (ELIS). Will implement programming improvements to the processes within ELIS surrounding evaluations and the issuance of licenses, endorsements and approvals.
Other State	192.0	0.0	0.0%	0.0	
<u>College and Career Readiness</u>					
Sangamon County ROE					Staff support for Illinois Mathematics and Science Partnership Program and Enhancing Education Through Technology as well as other statewide initiatives
Federal	70.0	52.5	75.0%	0.0	

	<u>Funded Amount</u>	<u>Expended Year to Date</u>	<u>% Spent Year to Date</u>	<u>May Expenditures</u>	<u>Description</u>
EvalSolutions					Will provide external evaluation for Illinois Mathematics and Science Partnerships Program
Federal	63.5	63.5	100.0%	0.0	
University of Illinois					Will support the implementation and continuous improvement of the pathways initiative, including the STEM POS and Learning Exchanges.
Federal	291.8	218.9	75.0%	0.0	
Illinois Foundation FFA					Will establish a governance structure in which the Lead Entity will serve as administrative and fiscal agent of the Agriculture Learning Exchange.
Federal	173.7	130.3	75.0%	0.0	
Illinois Science and Technology Inst.					Will establish a governance structure in which the Lead Entity will serve as administrative and fiscal agent of the Research and Development Learning Exchange.
Federal	222.9	167.2	75.0%	0.0	
Illinois Manufacturers' Association					Will establish a governance structure in which the Lead Entity will serve as administrative and fiscal agent of the Manufacturing Learning Exchange.
Federal	245.0	183.8	75.0%	0.0	
Illinois Community College Board					Will perform services related to the STEM College and Career Readiness project (CCR), which will support the implementation of programs of study by connecting remedial education to programs of study efforts
Federal	456.6	83.0	18.2%	0.0	
Comptia Workforce Development					Will establish a governance structure in which the Lead Entity will serve as administrative and fiscal agent of the Information Technology Learning Exchange.
Federal	150.0	112.5	75.0%	0.0	
University of Illinois					Will establish a governance structure in which the Lead Entity will serve as administrative and fiscal agent of the Health Science Learning Exchange.
Federal	159.2	119.4	75.0%	0.0	
Southwestern Ed. Dev. Corp					Will assist ISBE with state sponsored technical assistance workshops and professional development for 21st CCLC grantees.
Federal	599.2	500.0	83.4%	50.0	
Illinois Community College Board					Will provide support for Common Core State Standards implementation by supporting local curriculum alignment meetings in English Language Arts and Math at each state Community College.
Federal	210.4	105.5	50.1%	0.0	
Sangamon County ROE					Will provide staff assistance to review budgets for 21st CCLC and other grants as needed. Will provide monitors and advisors for 21st CCLC grantees and site visits.
Federal	65.0	21.0	32.3%	0.0	
Illinois Board of Higher Education					Will focus on advancement of the implementation and alignment of Common Core State Standards across secondary and post secondary curricula through the development of a regional consortia of universities, community colleges and high schools through outreach.
Federal	138.2	120.7	87.3%	0.0	
Illinois State University					Will convene and facilitate the work of multi-state teams to support common core statewide implementation planning. Provide leadership and coordination of the Partnership for the Assessment Readiness for College and Career (PARCC) Educator Leader Core.
Federal	1,064.4	524.7	49.3%	89.9	
Education Development Center					Will evaluate the implementation of the 21st CCLC Program in Illinois by measuring how well ISBE and its sub grantees are meeting established program goal and the seven statewide objectives in ISBE's 21st CCLC plan to ED.
Federal	207.2	106.2	51.3%	0.0	

	<u>Funded Amount</u>	<u>Expended Year to Date</u>	<u>% Spent Year to Date</u>	<u>May Expenditures</u>	<u>Description</u>
Illinois Board of Higher Education Federal	150.0	0.0	0.0%	0.0	Will establish further the advancement and alignment of Common Core Standards across
<u>Early Childhood</u>					
National Louis University GRF	852.9	639.7	75.0%	0.0	Third party monitoring of Early Childhood Block Grant Programs
IL Department of Human Services GRF	500.0	500.0	100.0%	0.0	Gateways to Opportunities Scholarship Program for Early Childhood
WestEd GRF	1,523.3	1,142.5	75.0%	0.0	Contractor will develop the Illinois Kindergarten Individual Development Survey
IL Department of Human Services Federal	6,544.9	4,188.5	64.0%	302.2	ISBE is the fiscal agent for RTT-ELC funds. This agreement will give ISBE the authority to transfer funds to the Illinois Department of Human Services to comply with the terms of the state's RTT-ELC application.
Northern Illinois University Federal	174.9	140.0	80.0%	17.5	Will provided services to ISBE and the Governor's Office of Early Childhood Development (OECD) to support OECD's implementation of the State's Race to the Top Early Learning Challenge Grant.
WestEd Federal	304.7	228.5	75.0%	76.2	Will develop an online Inter Rater Agreement System for the KIDS assessment.
IL Department of Children and Family Services Federal	200.0	50.0	25.0%	0.0	DCFS will provide professional services to advance in the development of weighting (risk assessment) and key indicator systems for child day care licensing.
<u>English Language Learning</u>					
Illinois Resource Center GRF	1,786.6	794.1	44.4%	198.5	Statewide professional development
Federal	125.0	0.0	0.0%	0.0	
Illinois Migrant Council Federal	81.8	81.8	100.0%	0.0	Support & technical assistance to the Migrant Education Program
University of Wisconsin Federal	919.1	405.7	44.1%	2.2	Will create academic Spanish language development standards for grades PreK-12 and develop technology mediated assessments for grades PreK-12
Illinois Migrant Council Federal	491.7	393.3	80.0%	49.2	Support & technical assistance to the Migrant Education Program
<u>Special Education Services</u>					
11 Hearing Officers Federal	460.5	388.6	84.4%	56.1	Impartial Hearing Officers in the local-level - Section 14-8.02 of the School Code
9 Mediation Officers Federal	90.0	66.0	73.3%	7.4	Special Education mediation services
ROE # 20 Federal	709.4	650.3	91.7%	59.1	Harrisburg Project - Manage software for special education districts and co-ops
Measurement Incorporated Federal	65.0	43.4	66.7%	0.0	Special Education parent survey
Capitol Strategies Consulting Federal	155.8	117.3	75.3%	12.2	Maintain Special Education Database System
Illinois State University Federal	150.0	112.5	75.0%	0.0	Evaluation services for the 5 year State Personnel Development Grant

	<u>Funded Amount</u>	<u>Expended Year to Date</u>	<u>% Spent Year to Date</u>	<u>May Expenditures</u>	<u>Description</u>
Peoria County ROE					Administer, plan and implement the IL Virtual School (IVS) Program
GRF	1,200.0	1,200.0	100.0%	0.0	
Federal	250.0	150.0	60.0%	100.0	
Special Education Solutions					Training and on-going staff development for Due Process Hearing Officers
Federal	134.7	103.9	77.1%	10.4	
Waterloo CUSD 5					School Technology Loan Agreement
Other State	300.1	300.1	100.0%	0.0	
Sycamore CUSD 427					School Technology Loan Agreement
Other State	402.7	402.7	100.0%	0.0	
Marengo-Union ECSD 165					School Technology Loan Agreement
Other State	159.3	159.3	100.0%	0.0	
Forestville Valley CUSD 221					School Technology Loan Agreement
Other State	112.8	112.8	100.0%	0.0	
Casey-Westfield CUSD 4C					School Technology Loan Agreement
Other State	117.7	117.7	100.0%	0.0	
COMMUNITY UNIT SCHOOL DIST 200					School Technology Loan Agreement
Other State	325.0	325.0	100.0%	0.0	
LAMOILLE CUSD 303					School Technology Loan Agreement
Other State	53.2	53.2	100.0%	0.0	
RIVER TRAILS SD 26					School Technology Loan Agreement
Other State	219.4	219.4	100.0%	0.0	
COMMUNITY UNIT SCHOOL DIST 2					School Technology Loan Agreement
Other State	178.0	178.0	100.0%	0.0	
HINCKLEY BIG ROCK CUSD 429					School Technology Loan Agreement
Other State	97.6	97.6	100.0%	0.0	
WINNEBAGO CUSD 323					School Technology Loan Agreement
Other State	165.1	165.1	100.0%	0.0	
ROCKDALE SD 84					School Technology Loan Agreement
Other State	64.5	64.5	100.0%	0.0	
SANDWICH CUSD 430					School Technology Loan Agreement
Other State	238.8	238.8	100.0%	0.0	
PEORIA HEIGHTS CUSD 325					School Technology Loan Agreement
Other State	100.0	100.0	100.0%	0.0	
LOCKPORT SD 91					School Technology Loan Agreement
Other State	125.8	125.8	100.0%	0.0	
CLAY CITY CUSD 10					School Technology Loan Agreement
Other State	56.7	56.7	100.0%	0.0	
LEMONT-BROMBEREK CSD 113A					School Technology Loan Agreement
Other State	366.4	366.4	100.0%	0.0	
BLUFORD GRADE SCHOOL 114					School Technology Loan Agreement
Other State	50.0	50.0	100.0%	0.0	
MUNDELEIN COUNTY OF LAKE					School Technology Loan Agreement
Other State	265.5	265.5	100.0%	0.0	
<u>Innovation and Improvement</u>					
University of Memphis					Evaluation of the effectiveness of providers for Supplemental Education Services
Federal	154.5	115.7	74.9%	0.0	

Assessment

	<u>Funded Amount</u>	<u>Expended Year to Date</u>	<u>% Spent Year to Date</u>	<u>May Expenditures</u>	<u>Description</u>
NCS Pearson (Harcourt)					Implement the Illinois Standards Achievement Test (ISAT) and state assessment and accountability requirements- MY07645
GRF	6,795.1	6,795.1	100.0%	0.0	
Federal	6,853.2	5,813.1	84.8%	1,040.1	
NCS Pearson (Harcourt)					Development of the Illinois Standards Achievement Test- MY05647
GRF	2,505.0	2,505.0	100.0%	0.0	
Federal	2,007.8	1,489.5	74.2%	363.1	
NCS Pearson, Inc.					IAA Test Development (MY066410)
Federal	2,930.5	2,419.0	82.5%	241.9	
Wisconsin University - WIDA					Title III Requirements for the ACCESS test (English Language Learning). Validated through
GRF	5,032.9	3,249.1	64.6%	0.0	
American College Testing					Administration of the Prairie State Achievement Exam (PSAE)
GRF	12,687.0	9,808.1	77.3%	0.0	
Other State	865.8	0.0	0.0%	0.0	
Federal	3,314.9	1,316.1	39.7%	0.0	
Harte-Hanks					Will provide evaluation and review of vendor services to ensure the quality and accuracy of all Illinois' assessments
Federal	379.0	198.3	52.3%	10.6	
Danny Long					Will serve as the Partnership for Assessment of Readiness for College and Careers (PARCC) Coordinator.
Federal	117.0	102.4	87.5%	9.8	
GRF	10.0	3.5	34.7%	1.3	
Wesley D. Bruce					Will provide professional consultation and management services relating to ISBE and Partnership Assessment of Readiness for College Careers (PARCC) assessment accountability, and develop a technology plan for the implementation of PARCC.
Other State	91.5	67.4	73.6%	11.0	
Education Development Center					Will provide guidance and framework for reviewing assessments to determine reliability and fairness of use to measure growth for teacher evaluation. Will pull together content teams to develop Type II and Type III assessments to be available to Race to the Top districts.
Federal	349.8	0.0	0.0%	0.0	
<u>System of Support and District Intervention</u>					
Macon Piatt ROE #39					Will support the consistent design and delivery of state professional development modules, materials and workshops through the statewide system in the areas of Math,
Federal	137.6	114.6	83.3%	11.5	
American Institutes for Research					Will direct and support the work of the Statewide System of Support (SSOS) in establishing programs and processes based on scientifically-based research and best practices.
Federal	12,379.0	9,379.0	75.8%	4,000.0	
Northern Illinois University					Refinement and maintenance of the IIRC and the development of a consolidated SIP/DIP/TIP and the Race to the Top Phase Three
GRF	993.8	993.8	100.0%	0.0	
Federal	472.0	105.6	22.4%	0.0	
Academic Development, Inc.					Technical assistance to schools/districts in developing evaluations for the content and effectiveness of the parental involvement policy activities and programs for improving the academic quality of schools through the spread of internet technology

	<u>Funded Amount</u>	<u>Expended Year to Date</u>	<u>% Spent Year to Date</u>	<u>May Expenditures</u>	<u>Description</u>
Federal	100.7	75.6	75.0%	0.0	
Sangamon County ROE #51					Will provide staff assistance to review budgets for school improvement 1003(a) and 1003(g) and other grants as needed. To provide monitors and advisors for School Improvement 1003(g) and System of Support and technical assistance.
Federal	100.0	30.0	30.0%	10.0	
Champaign-Ford ROE#9					Will provide resources, stipends and travel for committee members to develop a math curriculum models project focused on middle and high schools which can be adopted or adapted for each school if needed to implement.
Federal	509.3	459.3	90.2%	50.0	
<u>Educator Licensure</u>					
Hupp Information Technologies					Redesign of the TCIS TSR Systems
Other State	1,092.4	0.0	0.0%	0.0	
Illinois State University					Coordinate work to support of the National Board of Professional Teaching Standards to
Federal	350.2	244.6	69.9%	125.0	
<u>Preparation and Evaluation</u>					
3 Hearing Officers					Certification Revocation Hearing Officers
Other State	179.9	15.0	8.3%	3.7	
American Institutes for Research					Will provide a work plan that lays out strategic timelines and outcomes to be completed monthly through 6/30/13, in order to fulfill the short term and long term goals of PEAC
Federal	95.6	79.7	83.3%	8.0	
Westat					Will serve as the entity to conduct the PERA Research Based Study.
Federal	471.3	353.5	75.0%	0.0	
<u>Chief Performance Officer</u>					
IL Board of Higher Education					Integrate infrastructure and data systems of IBHE and ISBE for IL Longitudinal Data System
Federal	107.7	96.5	89.6%	0.0	
IL Board of Higher Education					IL Longitudinal Data System Status Reports
Federal	430.4	15.2	3.5%	0.0	
MSF&W					Co-project manager for the Illinois Longitudinal Data System (ILDS)
Federal	182.5	160.2	87.8%	25.0	
Illinois Community College Board					Funding for ICCB to perform certain services related to the State Longitudinal Data System ARRA Grant
Federal	700.0	150.9	21.6%	11.9	
Northern Illinois University					NIU will update the Illinois Interactive Report card to implement to new state report card per Public Act 097-0671.
Federal	190.0	190.0	100.0%	0.0	
Diversified Services Network					Time and materials contract for one business analyst for the Illinois Longitudinal Data System.
Federal	175.3	132.0	75.3%	26.9	
22nd Century Technologies Inc					Time and materials contract for one business analyst for the Illinois Longitudinal Data System.
Federal	133.5	58.7	44.0%	13.4	
Paradigm Solutions Inc					Time and materials contract for two programmer analysts for the Illinois Longitudinal Data System.
Federal	396.4	207.0	52.2%	17.5	

	<u>Funded Amount</u>	<u>Expended Year to Date</u>	<u>% Spent Year to Date</u>	<u>May Expenditures</u>	<u>Description</u>
MSF&W					Will implement a knowledge management system for ISBE as part of the Longitudinal Data System project.
Federal	174.1	158.9	91.3%	8.8	
Champaign-Ford ROE #9					Will perform the services required to complete the LEA Support and Regional Capacity project as detailed in the Race to the Top grant.
	160.0	120.0	75.0%	0.0	
IlliniCloud					Will provide professional development services to train personnel in Race to the Top participating in LEAS to implement and use the Illinois Shared Learning Environment (ISLE). Will provide technical training for teachers, district technical staff, and administrators. Will perform content tagging that will enable digital content to be searchable through ISLE applications and accessible for teachers using ISLE.
Federal	515.8	387.5	75.1%	74.0	
National Student Clearinghouse					Purchase of National Student Clearinghouse data which will report the enrollment and progress of Illinois high school graduates who have matriculated to post secondary institutions within the United States.
Federal	182.8	182.8	100.0%	0.0	
UChicago Impact, LLC					Will develop and administer a statewide Survey of Learning Conditions as required by Section 2-3.153 of the School Code (105ILCS5/2-3.153).
GRF	133.4	133.4	100.0%	0.0	
Federal	256.6	22.6	8.8%	0.0	
Northern Illinois University					Will provide services to support the startup activities of an ILDS multi-agency governance framework.
Federal	85.7	64.2	75.0%	0.0	
IBM					Will construct the ISBE Data Warehouse, a key component of the Illinois Longitudinal Data System (ILDS). Will be responsible for a scope of work that includes building the warehouse and all associated components.
Federal	1,800.0	1,000.0	55.6%	250.0	
Capitol Strategies Consulting					A data analyst will meet project needs for The Center for Performance including will generate ad hoc reports and data analysis in support of the division of Early Childhood and will also produce data submissions for the EDEN/EDFacts system.
GRF	85.0	28.2	33.2%	11.7	
Other State	80.3	0.0	0.0%	0.0	
Southern Illinois University					Will conduct a study of how Illinois school districts are using the 5Essentials Survey Data for school improvement. The study will provide guidance to the agency on the effectiveness of its Survey for Learning Conditions program and on refinements needed for future implementation.
Federal	79.4	19.8	25.0%	0.0	
<u>Fiscal and Procurement</u>					
Crowe Horwath					Will follow the agency procedures for GAAP reports and the IOC's SAMS chapter 27 procedures to assist staff in extracting and compiling data from the Agency's Internal Accounting System for the purpose of converting accounting information from cash basis GAAP reporting
GRF	98.0	55.4	56.6%	0.0	
Multilingual Connections					Translation of documents from English to other languages
Federal	71.0	8.0	11.3%	3.2	
Other State	1.3	1.3	100.0%	0.0	
GRF	1.2	1.2	100.0%	0.0	

	<u>Funded Amount</u>	<u>Expended Year to Date</u>	<u>% Spent Year to Date</u>	<u>May Expenditures</u>	<u>Description</u>
<u>Funding & Disbursements</u>					
MTW Solutions, LLC					Technical Support for e-Grants System
Federal	45.0	12.2	27.1%	1.7	
GRF	15.0	7.7	51.4%	2.8	
<u>Nutrition Programs</u>					
Legal Resolve, Inc.					Administrative Hearing Officer for Child Care Food Program
Federal	150.0	48.2	32.2%	2.7	
Department of Public Health					Conduct the summer food sanitation inspections
Federal	207.0	67.0	32.4%	0.0	
					Will purchase air, newspaper, radio space, transportation (bus/train) and billboard advertising space and/or time for a promotional campaign to create awareness and increase participation in the Summer Food Service Program.
Hambrick & Associates					
Federal	450.0	0.0	0.0%	0.0	
<u>School Business Services</u>					
North Chicago SD 187					Technical assistance to promote the financial health of the this district. Will provide funding toward the salary and benefits for a new financial and budget analyst position at the district.
Other State	128.5	0.0	0.0%	0.0	
East St. Louis SD 189					P.A. 98-0034, Sec 30 authorized the sum of \$3,000,000, appropriated from the General Revenue Fund to ISBE for the ordinary and contingent expenses of E. St Louis School District #189.
GRF	3,000.0	3,000.0	100.0%	0.0	
East St. Louis SD 189					Will provide funding toward salary, and benefits for a new Chief Financial Officer (CFO) position at the district.
Other State	236.0	0.0	0.0%	0.0	
LASALLE-PERU TOWNSHIP HIGH					School Maintenance Grant
Other State	50.0	50.0	100.0%	0.0	
KEWANEE CUSD 229					School Maintenance Grant
Other State	50.0	50.0	100.0%	0.0	
OHIO COMM CONS SD 17					School Maintenance Grant
Other State	50.0	50.0	100.0%	0.0	
MARSEILLES ESD 150					School Maintenance Grant
Other State	50.0	0.0	0.0%	0.0	
EAST PEORIA SD 86					School Maintenance Grant
Other State	50.0	50.0	100.0%	0.0	
LOCKPORT SD 91					School Maintenance Grant
Other State	50.0	50.0	100.0%	0.0	
SOUTHWESTERN CUSD 9					School Maintenance Grant
Other State	50.0	50.0	100.0%	0.0	
OGLESBY ESD 125					School Maintenance Grant
Other State	50.0	0.0	0.0%	0.0	
ST JOSEPH OGDEN CHSD305					School Maintenance Grant
Other State	50.0	50.0	100.0%	0.0	
CRESTON CCSD 161					School Maintenance Grant
Other State	50.0	50.0	100.0%	0.0	
BELLEVILLE SD 118					School Maintenance Grant
Other State	50.0	50.0	100.0%	0.0	

	<u>Funded Amount</u>	<u>Expended Year to Date</u>	<u>% Spent Year to Date</u>	<u>May Expenditures</u>	<u>Description</u>
BOND COUNTY 2					School Maintenance Grant
Other State	50.0	50.0	100.0%	0.0	
DOLTON CUSD 149					School Maintenance Grant
Other State	50.0	50.0	100.0%	0.0	
JOLIET PUBLIC SCH DIST 86					School Maintenance Grant
Other State	50.0	50.0	100.0%	0.0	
SIGNAL HILL SD 181					School Maintenance Grant
Other State	50.0	50.0	100.0%	0.0	
ASTORIA CUSD 1					School Maintenance Grant
Other State	50.0	50.0	100.0%	0.0	
ARMSTRONG-ELLIS CSD 61					School Maintenance Grant
Other State	50.0	50.0	100.0%	0.0	
MIDWEST CENTRAL CUD 191					School Maintenance Grant
Other State	50.0	50.0	100.0%	0.0	
LANSING SD 158					School Maintenance Grant
Other State	50.0	50.0	100.0%	0.0	
EAST ALTON-WOOD RIVER					School Maintenance Grant
Other State	50.0	50.0	100.0%	0.0	
ANNA SD 37					School Maintenance Grant
Other State	50.0	50.0	100.0%	0.0	
HARDIN CNTY CUD 1					School Maintenance Grant
Other State	50.0	50.0	100.0%	0.0	
GILLESPIE CUSD 7					School Maintenance Grant
Other State	50.0	50.0	100.0%	0.0	
MAHOMET-SEYMOUR CUSD 3					School Maintenance Grant
Other State	50.0	50.0	100.0%	0.0	
WASHINGTON CHSD 308					School Maintenance Grant
Other State	50.0	50.0	100.0%	0.0	
GIBSON-MELVIN-SIBLEY CUSD 5					School Maintenance Grant
Other State	50.0	50.0	100.0%	0.0	
CARLINVILLE CUSD 1					School Maintenance Grant
Other State	50.0	50.0	100.0%	0.0	
MERIDIAN CUSD 15					School Maintenance Grant
Other State	50.0	50.0	100.0%	0.0	
CENTRAL CUSD 4					School Maintenance Grant
Other State	50.0	50.0	100.0%	0.0	
CRYSTAL LAKE CCSD 47					School Maintenance Grant
Other State	50.0	50.0	100.0%	0.0	
FAIRMONT SD 89					School Maintenance Grant
Other State	50.0	50.0	100.0%	0.0	
CASEY-WESTFIELD CUSD 4C					School Maintenance Grant
Other State	50.0	50.0	100.0%	0.0	
PRINCETON TWP HSD 500					School Maintenance Grant
Other State	50.0	50.0	100.0%	0.0	
DU QUOIN COMMUNITY UNIT SCHOOL					School Maintenance Grant
Other State	50.0	50.0	100.0%	0.0	
KANKAKEE SD 111					School Maintenance Grant
Other State	50.0	50.0	100.0%	0.0	
QUEEN BEE SD 16					School Maintenance Grant

	<u>Funded Amount</u>	<u>Expended Year to Date</u>	<u>% Spent Year to Date</u>	<u>May Expenditures</u>	<u>Description</u>
Other State LIMESTONE CHSD 310	50.0	50.0	100.0%	0.0	School Maintenance Grant
Other State PIKELAND CUSD 10	50.0	50.0	100.0%	0.0	School Maintenance Grant
Other State KINNIKINNICK CCSD131	50.0	50.0	100.0%	0.0	School Maintenance Grant
Other State CHRISTOPHER UNIT SCHOOL DIST 99	50.0	50.0	100.0%	0.0	School Maintenance Grant
Other State WALTONVILLE CUSD 1	50.0	50.0	100.0%	0.0	School Maintenance Grant
Other State SUNNYBROOK SCHOOL DIST 171	50.0	50.0	100.0%	0.0	School Maintenance Grant
Other State SPARTA CUSD 140	50.0	50.0	100.0%	0.0	School Maintenance Grant
Other State PEARL CITY CUSD 200	50.0	50.0	100.0%	0.0	School Maintenance Grant
Other State SHELBYVILLE CUSD 4	50.0	50.0	100.0%	0.0	School Maintenance Grant
Other State GALATIA CUSD 1	50.0	50.0	100.0%	0.0	School Maintenance Grant
Other State CHESTER CUSD 139	50.0	50.0	100.0%	0.0	School Maintenance Grant
Other State DOLTON SCHOOL DIST 148	50.0	50.0	100.0%	0.0	School Maintenance Grant
Other State THORNTON THSD 205	50.0	50.0	100.0%	0.0	School Maintenance Grant
Other State LENA WINSLOW CUSD 202	50.0	50.0	100.0%	0.0	School Maintenance Grant
Other State ORANGEVILLE SCHOOL DISTRICT 203	50.0	50.0	100.0%	0.0	School Maintenance Grant
Other State SARATOGA CCSD 60C	50.0	50.0	100.0%	0.0	School Maintenance Grant
Other State WOODLAND CCSD 50	50.0	50.0	100.0%	0.0	School Maintenance Grant
Other State HARRISON SD 36	50.0	50.0	100.0%	0.0	School Maintenance Grant
Other State LYONS SD 103	50.0	50.0	100.0%	0.0	School Maintenance Grant
Other State MANHATTAN SD 114	50.0	50.0	100.0%	0.0	School Maintenance Grant
Other State ZION-BENTON THSD 126	50.0	50.0	100.0%	0.0	School Maintenance Grant
Other State WESTERN COMMUNITY UNIT SD 12	50.0	50.0	100.0%	0.0	School Maintenance Grant
Other State CALUMET CITY SD 155	50.0	50.0	100.0%	0.0	School Maintenance Grant
Other State BELLEVILLE TWP HSD 201	50.0	50.0	100.0%	0.0	School Maintenance Grant
Other State	50.0	50.0	100.0%	0.0	

	<u>Funded Amount</u>	<u>Expended Year to Date</u>	<u>% Spent Year to Date</u>	<u>May Expenditures</u>	<u>Description</u>
CHESTER-EAST LINCOLN CCSD 61					School Maintenance Grant
Other State	50.0	50.0	100.0%	0.0	
MERIDIAN CUSD 101					School Maintenance Grant
Other State	50.0	50.0	100.0%	0.0	
SOUTH HOLLAND SD 151					School Maintenance Grant
Other State	50.0	50.0	100.0%	0.0	
NORTH WAMAC SD 186					School Maintenance Grant
Other State	50.0	50.0	100.0%	0.0	
ASHLEY CCSD 15					School Maintenance Grant
Other State	50.0	50.0	100.0%	0.0	
ELVERADO CUSD 196					School Maintenance Grant
Other State	50.0	50.0	100.0%	0.0	
ZION ESD 6					School Maintenance Grant
Other State	50.0	50.0	100.0%	0.0	
EAST MOLINE SD 37					School Maintenance Grant
Other State	50.0	50.0	100.0%	0.0	
EAST ST LOUIS SD 189					School Maintenance Grant
Other State	50.0	50.0	100.0%	0.0	
LASALLE ESD 122					School Maintenance Grant
Other State	50.0	50.0	100.0%	0.0	
PRAIRIE-HILLS ELEM SD 144					School Maintenance Grant
Other State	50.0	50.0	100.0%	0.0	
OTTAWA THSD 140					School Maintenance Grant
Other State	50.0	50.0	100.0%	0.0	
GALESBURG CUSD 205					School Maintenance Grant
Other State	50.0	50.0	100.0%	0.0	
GOREVILLE CUD 1					School Maintenance Grant
Other State	50.0	50.0	100.0%	0.0	
CENTRALIA SD 135					School Maintenance Grant
Other State	50.0	50.0	100.0%	0.0	
FAIRFIELD PSD 112					School Maintenance Grant
Other State	50.0	50.0	100.0%	0.0	
NEW HOPE CCSD 6					School Maintenance Grant
Other State	50.0	50.0	100.0%	0.0	
FAIRFIELD CHSD 225					School Maintenance Grant
Other State	50.0	50.0	100.0%	0.0	
BENTON CHSD 103					School Maintenance Grant
Other State	50.0	50.0	100.0%	0.0	
ROCK ISLAND SD 41					School Maintenance Grant
Other State	50.0	50.0	100.0%	0.0	
EWING NORTHERN CCSD 115					School Maintenance Grant
Other State	50.0	50.0	100.0%	0.0	
FARRINGTON CCSD 99					School Maintenance Grant
Other State	50.0	50.0	100.0%	0.0	
LICK CREEK CCSD 16					School Maintenance Grant
Other State	50.0	50.0	100.0%	0.0	
EGYPTIAN CUSD 5					School Maintenance Grant
Other State	50.0	50.0	100.0%	0.0	
COUNTY OF WILL SCHOOL DIST 88					School Maintenance Grant

	<u>Funded</u>	<u>Expended</u>	<u>% Spent</u>	<u>May</u>	<u>Description</u>
	<u>Amount</u>	<u>Year to</u>	<u>Year to</u>	<u>Expenditures</u>	
		<u>Date</u>	<u>Date</u>		
Other State	50.0	50.0	100.0%	0.0	
STREATOR TWP HSD 40					School Maintenance Grant
Other State	50.0	50.0	100.0%	0.0	
CENTRAL A AND M COMMUNITY UNIT					School Maintenance Grant
Other State	50.0	50.0	100.0%	0.0	
MT VERNON CITY SCHOOL 80					School Maintenance Grant
Other State	50.0	50.0	100.0%	0.0	
HARMONY EMGE SD 175					School Maintenance Grant
Other State	50.0	50.0	100.0%	0.0	
BOARD OF ED SD 100					School Maintenance Grant
Other State	50.0	50.0	100.0%	0.0	
FREEPORT SD 145					School Maintenance Grant
Other State	50.0	50.0	100.0%	0.0	
OFALLON COMM CONS 90					School Maintenance Grant
Other State	50.0	50.0	100.0%	0.0	
COMMUNITY UNIT SCH DIST NO 1					School Maintenance Grant
Other State	50.0	50.0	100.0%	0.0	
COOK CO BD OF ED 89					School Maintenance Grant
Other State	50.0	50.0	100.0%	0.0	
SULLIVAN C U SCHOOL DIST 300					School Maintenance Grant
Other State	50.0	50.0	100.0%	0.0	
CARTERVILLE CUSD 5					School Maintenance Grant
Other State	50.0	50.0	100.0%	0.0	
EAST RICHLAND CUSD 1					School Maintenance Grant
Other State	50.0	50.0	100.0%	0.0	
ANNA JONESBORO CHSD 81					School Maintenance Grant
Other State	50.0	50.0	100.0%	0.0	
ROCK FALLS ESD 13					School Maintenance Grant
Other State	50.0	50.0	100.0%	0.0	
RED HILL CUSD 10					School Maintenance Grant
Other State	50.0	50.0	100.0%	0.0	
ROSSVILLE-ALVIN CSD 7					School Maintenance Grant
Other State	50.0	50.0	100.0%	0.0	
LITCHFIELD CUD 12					School Maintenance Grant
Other State	50.0	50.0	100.0%	0.0	
ROCKTON SD 140					School Maintenance Grant
Other State	50.0	50.0	100.0%	0.0	
POTOMAC CUSD 10					School Maintenance Grant
Other State	50.0	50.0	100.0%	0.0	
MILLSTADT CCSD 160					School Maintenance Grant
Other State	50.0	50.0	100.0%	0.0	
PONTIAC TWP HSD 90					School Maintenance Grant
Other State	50.0	50.0	100.0%	0.0	
ILLINI CENTRAL SCHOOL DIST 189					School Maintenance Grant
Other State	50.0	50.0	100.0%	0.0	
NORTH WAYNE CUSD 200					School Maintenance Grant
Other State	50.0	50.0	100.0%	0.0	
MT OLIVE CUSD 5					School Maintenance Grant
Other State	50.0	50.0	100.0%	0.0	

	<u>Funded Amount</u>	<u>Expended Year to Date</u>	<u>% Spent Year to Date</u>	<u>May Expenditures</u>	<u>Description</u>
ARCOLA CUSD 306					School Maintenance Grant
Other State	50.0	50.0	100.0%	0.0	
OHIO CHSD 505					School Maintenance Grant
Other State	50.0	50.0	100.0%	0.0	
PROPHETSTOWN-LYNDON CUSD 3					School Maintenance Grant
Other State	50.0	50.0	100.0%	0.0	
PRINCETON ELEM SD 115					School Maintenance Grant
Other State	50.0	50.0	100.0%	0.0	
SALEM SD 111					School Maintenance Grant
Other State	50.0	50.0	100.0%	0.0	
ARMSTRONG TWP HSD 225					School Maintenance Grant
Other State	50.0	50.0	100.0%	0.0	
CARBONDALE CHSD 165					School Maintenance Grant
Other State	50.0	50.0	100.0%	0.0	
SOUTH CENTRAL CUSD 401					School Maintenance Grant
Other State	50.0	50.0	100.0%	0.0	
BURNHAM COOK COUNTY					School Maintenance Grant
Other State	50.0	50.0	100.0%	0.0	
EAST COLOMA-NELSON CONS ELEM					School Maintenance Grant
Other State	50.0	50.0	100.0%	0.0	
ARGO CHSD 217					School Maintenance Grant
Other State	50.0	50.0	100.0%	0.0	
COMMUNITY UNIT SCHOOL DIST 3					School Maintenance Grant
Other State	50.0	50.0	100.0%	0.0	
MENDON CUSD 4					School Maintenance Grant
Other State	50.0	50.0	100.0%	0.0	
PIKELAND CUSD 10					School Maintenance Grant
Other State	50.0	50.0	100.0%	0.0	
WESTERN COMMUNITY UNIT SD 12					School Maintenance Grant
Other State	50.0	50.0	100.0%	0.0	
GOREVILLE CUD 1					School Maintenance Grant
Other State	50.0	50.0	100.0%	0.0	
NEW SIMPSON HILL C D 32					School Maintenance Grant
Other State	50.0	50.0	100.0%	0.0	
SHAWNEE CUSD 84					School Maintenance Grant
Other State	50.0	50.0	100.0%	0.0	
MULBERRY GROVE CUSD 1					School Maintenance Grant
Other State	50.0	50.0	100.0%	0.0	
BOND COUNTY 2					School Maintenance Grant
Other State	50.0	50.0	100.0%	0.0	
EFFINGHAM CUSD 40					School Maintenance Grant
Other State	50.0	50.0	100.0%	0.0	
COMMUNITY UNIT SCHOOL DIST 50					School Maintenance Grant
Other State	50.0	50.0	100.0%	0.0	
BELVIDERE CUSD 100					School Maintenance Grant
Other State	50.0	50.0	100.0%	0.0	
ROCKTON SD 140					School Maintenance Grant
Other State	50.0	50.0	100.0%	0.0	
HONONEGAH CHSD 207					School Maintenance Grant

	<u>Funded Amount</u>	<u>Expended Year to Date</u>	<u>% Spent Year to Date</u>	<u>May Expenditures</u>	<u>Description</u>
Other State QUINCY SD 172	50.0	50.0	100.0%	0.0	School Maintenance Grant
Other State CAIRO SD 1	50.0	50.0	100.0%	0.0	School Maintenance Grant
Other State DURAND CUSD 322	50.0	50.0	100.0%	0.0	School Maintenance Grant
Other State WINNEBAGO CUSD 323	50.0	50.0	100.0%	0.0	School Maintenance Grant
Other State COMM CONS SCHOOL DISTRICT NO 15	50.0	50.0	100.0%	0.0	School Maintenance Grant
Other State PROSPECT HEIGHTS SD 23	50.0	50.0	100.0%	0.0	School Maintenance Grant
Other State RIVER TRAILS SD 26	50.0	50.0	100.0%	0.0	School Maintenance Grant
Other State NORTHBROOK SD 28	50.0	50.0	100.0%	0.0	School Maintenance Grant
Other State SUNSET RIDGE SD 29	50.0	50.0	100.0%	0.0	School Maintenance Grant
Other State NORTHBROOK-GLENVIEW SD 30	50.0	50.0	100.0%	0.0	School Maintenance Grant
Other State SCHOOL DIST 34 COOK COUNTY	50.0	50.0	100.0%	0.0	School Maintenance Grant
Other State COOK COUNTY SCHOOL DISTRICT 36	50.0	50.0	100.0%	0.0	School Maintenance Grant
Other State AVOCA SCHOOL DIST 37	50.0	50.0	100.0%	0.0	School Maintenance Grant
Other State WILMETTE SD 39	50.0	50.0	100.0%	0.0	School Maintenance Grant
Other State MOUNT PROSPECT SD 57	50.0	50.0	100.0%	0.0	School Maintenance Grant
Other State COMMUNITY CONS SCH DIST 62	50.0	50.0	100.0%	0.0	School Maintenance Grant
Other State BOARD OF EDUCATION	50.0	50.0	100.0%	0.0	School Maintenance Grant
Other State GOLF ELEM SD 67	50.0	50.0	100.0%	0.0	School Maintenance Grant
Other State SKOKIE SD 68	50.0	50.0	100.0%	0.0	School Maintenance Grant
Other State SKOKIE SD 69	50.0	50.0	100.0%	0.0	School Maintenance Grant
Other State MORTON GROVE SD 70	50.0	50.0	100.0%	0.0	School Maintenance Grant
Other State NILES ELEM SD 71	50.0	50.0	100.0%	0.0	School Maintenance Grant
Other State SKOKIE SD 73-5	50.0	50.0	100.0%	0.0	School Maintenance Grant
Other State LINCOLNWOOD SD 74	50.0	50.0	100.0%	50.0	School Maintenance Grant
Other State	50.0	50.0	100.0%	0.0	

	<u>Funded Amount</u>	<u>Expended Year to Date</u>	<u>% Spent Year to Date</u>	<u>May Expenditures</u>	<u>Description</u>
NEW TRIER TWP HSD 203					School Maintenance Grant
Other State	50.0	50.0	100.0%	0.0	
MAINE TWP HSD 207					School Maintenance Grant
Other State	50.0	50.0	100.0%	0.0	
TOWNSHIP HSD 214					School Maintenance Grant
Other State	50.0	50.0	100.0%	0.0	
TOWNSHIP HSD 211					School Maintenance Grant
Other State	50.0	50.0	100.0%	0.0	
BOARD OF EDUCATION DIST 78					School Maintenance Grant
Other State	50.0	50.0	100.0%	0.0	
COOK CNTY BD EDUCATION 083					School Maintenance Grant
Other State	50.0	50.0	100.0%	0.0	
FRANKLIN PARK SD 84					School Maintenance Grant
Other State	50.0	50.0	100.0%	0.0	
RHODES SD 84-5					School Maintenance Grant
Other State	50.0	50.0	100.0%	0.0	
RIVER GROVE SD 85-5					School Maintenance Grant
Other State	50.0	50.0	100.0%	0.0	
UNION RIDGE SD 86					School Maintenance Grant
Other State	50.0	50.0	100.0%	0.0	
RIVER FOREST SD 90					School Maintenance Grant
Other State	50.0	50.0	100.0%	0.0	
LINDOP SD 92					School Maintenance Grant
Other State	50.0	50.0	100.0%	0.0	
HILLSIDE SD 93					School Maintenance Grant
Other State	50.0	50.0	100.0%	0.0	
COUNTY OF COOK SCHOOL DIST 98					School Maintenance Grant
Other State	50.0	50.0	100.0%	0.0	
LYONS SD 103					School Maintenance Grant
Other State	50.0	50.0	100.0%	0.0	
LA GRANGE SD 105					School Maintenance Grant
Other State	50.0	50.0	100.0%	0.0	
LAGRANGE HIGHLANDS SD 106					School Maintenance Grant
Other State	50.0	50.0	100.0%	0.0	
OAK PARK & RIVER FOREST D 200					School Maintenance Grant
Other State	50.0	50.0	100.0%	0.0	
SCHOOL DIST 208-COOK COUNTY					School Maintenance Grant
Other State	50.0	50.0	100.0%	0.0	
LEYDEN CHSD 212					School Maintenance Grant
Other State	50.0	50.0	100.0%	0.0	
SCHOOL DIST 234 RIDGEWOOD HIGH					School Maintenance Grant
Other State	50.0	50.0	100.0%	0.0	
COUNTY OF COOK SCHOOL DIST 104					School Maintenance Grant
Other State	50.0	50.0	100.0%	0.0	
WILLOW SPRINGS SD 108					School Maintenance Grant
Other State	50.0	50.0	100.0%	0.0	
CENTRAL STICKNEY SD 110					School Maintenance Grant
Other State	50.0	50.0	100.0%	0.0	
SCHOOL DISTRICT 111					School Maintenance Grant

	<u>Funded</u>	<u>Expended</u>	<u>% Spent</u>	<u>May</u>	<u>Description</u>
	<u>Amount</u>	<u>Year to</u>	<u>Year to</u>	<u>Expenditures</u>	
		<u>Date</u>	<u>Date</u>		
Other State	50.0	50.0	100.0%	0.0	
LEMONT-BROMBEREK CSD 113A					School Maintenance Grant
Other State	50.0	50.0	100.0%	0.0	
NORTH PALOS SD 117					School Maintenance Grant
Other State	50.0	50.0	100.0%	0.0	
COUNTY OF COOK SCHOOL DIST 122					School Maintenance Grant
Other State	50.0	50.0	100.0%	50.0	
OAK LAWN-HOMETOWN S D 123					School Maintenance Grant
Other State	50.0	50.0	100.0%	0.0	
PALOS HEIGHTS SD 128					School Maintenance Grant
Other State	50.0	50.0	100.0%	0.0	
KIRBY SD 140					School Maintenance Grant
Other State	50.0	50.0	100.0%	0.0	
FOREST RIDGE SD 142					School Maintenance Grant
Other State	50.0	50.0	100.0%	0.0	
COMMUNITY CONS SCH DIST 146					School Maintenance Grant
Other State	50.0	50.0	100.0%	0.0	
HARVEY SD 152					School Maintenance Grant
Other State	50.0	50.0	100.0%	0.0	
HOMEWOOD SD 153					School Maintenance Grant
Other State	50.0	50.0	100.0%	0.0	
FLOSSMOOR SD 161					School Maintenance Grant
Other State	50.0	50.0	100.0%	0.0	
SANDRIDGE SD 172					School Maintenance Grant
Other State	50.0	50.0	100.0%	0.0	
ARGO CHSD 217					School Maintenance Grant
Other State	50.0	50.0	100.0%	0.0	
COMMUNITY HIGH SCHOOL DIST 218					School Maintenance Grant
Other State	50.0	50.0	100.0%	0.0	
REAVIS TWP HSD 220					School Maintenance Grant
Other State	50.0	50.0	100.0%	0.0	
OAK LAWN CHSD 229					School Maintenance Grant
Other State	50.0	50.0	100.0%	0.0	
CONSOLIDATED HIGH SCH DIST 230					School Maintenance Grant
Other State	50.0	50.0	100.0%	0.0	
EVERGREEN PARK CHSD 231					School Maintenance Grant
Other State	50.0	50.0	100.0%	0.0	
CHADWICK-MILLEDGEVILLE CUSD 399					School Maintenance Grant
Other State	50.0	50.0	100.0%	0.0	
EAST DUBUQUE CUSD 119					School Maintenance Grant
Other State	50.0	50.0	100.0%	0.0	
GALENA CUSD 120					School Maintenance Grant
Other State	50.0	50.0	100.0%	0.0	
SUNNYBROOK SCHOOL DIST 171					School Maintenance Grant
Other State	50.0	50.0	100.0%	0.0	
STOCKTON CUSD 206					School Maintenance Grant
Other State	50.0	50.0	100.0%	0.0	
SCALES MOUND CUSD 211					School Maintenance Grant
Other State	50.0	50.0	100.0%	0.0	

	<u>Funded Amount</u>	<u>Expended Year to Date</u>	<u>% Spent Year to Date</u>	<u>May Expenditures</u>	<u>Description</u>
DAKOTA CUSD 201					School Maintenance Grant
Other State	50.0	50.0	100.0%	0.0	
COMMUNITY UNIT SCHOOL DIST 3					School Maintenance Grant
Other State	50.0	50.0	100.0%	0.0	
COMMUNITY UNIT SCH DIST 7					School Maintenance Grant
Other State	50.0	50.0	100.0%	0.0	
HERITAGE CUSD 8					School Maintenance Grant
Other State	50.0	50.0	100.0%	0.0	
PRAIRIEVIEW-OGDEN CCSD 197					School Maintenance Grant
Other State	50.0	50.0	100.0%	0.0	
GIBSON-MELVIN-SIBLEY CUSD 5					School Maintenance Grant
Other State	50.0	50.0	100.0%	0.0	
COUNTY OF CHRISTIAN TAYLORVILLE					School Maintenance Grant
Other State	50.0	50.0	100.0%	0.0	
PANHANDLE COMM UNIT SCH DIST					School Maintenance Grant
Other State	50.0	50.0	100.0%	0.0	
HILLSBORO CUSD 3					School Maintenance Grant
Other State	50.0	50.0	100.0%	0.0	
CASEY-WESTFIELD CUSD 4C					School Maintenance Grant
Other State	50.0	50.0	100.0%	0.0	
CHARLESTON CUSD 1					School Maintenance Grant
Other State	50.0	50.0	100.0%	0.0	
WHEELING C C SCHOOL DIST 21					School Maintenance Grant
Other State	50.0	50.0	100.0%	0.0	
ALSIP-HAZLGRN-OAKLWN SD 126					School Maintenance Grant
Other State	50.0	50.0	100.0%	0.0	
MORRISONVILLE CUSD 1					School Maintenance Grant
Other State	50.0	50.0	100.0%	0.0	
COUNTY OF COLE					School Maintenance Grant
Other State	50.0	50.0	100.0%	0.0	
TUSCOLA CUSD 301					School Maintenance Grant
Other State	50.0	50.0	100.0%	0.0	
SCHOOL DISTRICT NO 95					School Maintenance Grant
Other State	50.0	50.0	100.0%	0.0	
SHELBYVILLE CUSD 4					School Maintenance Grant
Other State	50.0	50.0	100.0%	0.0	
STEWARDSON-STRASBURG CUD 5A					School Maintenance Grant
Other State	50.0	50.0	100.0%	0.0	
CLAY CITY CUSD 10					School Maintenance Grant
Other State	50.0	50.0	100.0%	0.0	
JASPER COUNTY CUD 1					School Maintenance Grant
Other State	50.0	50.0	100.0%	0.0	
EAST RICHLAND CUSD 1					School Maintenance Grant
Other State	50.0	50.0	100.0%	0.0	
COUNTY OF RICHLAND					School Maintenance Grant
Other State	50.0	50.0	100.0%	0.0	
WESCLIN CUSD 3					School Maintenance Grant
Other State	50.0	50.0	100.0%	0.0	
CENTRAL COMM HIGH SCHL DIST 71					School Maintenance Grant

	<u>Funded Amount</u>	<u>Expended Year to Date</u>	<u>% Spent Year to Date</u>	<u>May Expenditures</u>	<u>Description</u>
Other State DEKALB CUSD 428	50.0	50.0	100.0%	0.0	School Maintenance Grant
Other State FIVE-COUNTY REG VOC SYST-EFE	50.0	50.0	100.0%	0.0	School Maintenance Grant
Other State KENILWORTH SD 38	50.0	50.0	100.0%	0.0	School Maintenance Grant
Other State ELMWOOD PARK SCHOOL TREAS	50.0	50.0	100.0%	0.0	School Maintenance Grant
Other State MATTOON CUSD 2	50.0	50.0	100.0%	0.0	School Maintenance Grant
Other State CENTRAL A AND M COMMUNITY UNIT	50.0	50.0	100.0%	0.0	School Maintenance Grant
Other State SANDWICH CUSD 430	50.0	50.0	100.0%	0.0	School Maintenance Grant
Other State SOMONAUK CUSD 432	50.0	50.0	100.0%	0.0	School Maintenance Grant
Other State TRI- POINT CUSD 6-J	50.0	50.0	100.0%	0.0	School Maintenance Grant
Other State ODELL CCSD 435	50.0	50.0	100.0%	0.0	School Maintenance Grant
Other State SAUNEMIN CCSD 438	50.0	50.0	100.0%	0.0	School Maintenance Grant
Other State LEROY CUSD 2	50.0	50.0	100.0%	0.0	School Maintenance Grant
Other State MCLEAN COUNTY UD 5	50.0	50.0	100.0%	0.0	School Maintenance Grant
Other State OLYMPIA CUSD 16	50.0	50.0	100.0%	0.0	School Maintenance Grant
Other State WOOD DALE SD 7	50.0	50.0	100.0%	0.0	School Maintenance Grant
Other State ITASCA PUBLIC SCHOOLS DIST 10	50.0	50.0	100.0%	0.0	School Maintenance Grant
Other State QUEEN BEE SD 16	50.0	50.0	100.0%	0.0	School Maintenance Grant
Other State KEENEYVILLE SD 20	50.0	50.0	100.0%	0.0	School Maintenance Grant
Other State BUTLER SD 53	50.0	50.0	100.0%	0.0	School Maintenance Grant
Other State WOODRIDGE SD 68	50.0	50.0	100.0%	0.0	School Maintenance Grant
Other State BELLWOOD SD 88	50.0	50.0	100.0%	0.0	School Maintenance Grant
Other State PROVISO TWP HSD 209	50.0	50.0	100.0%	0.0	School Maintenance Grant
Other State CHICAGO RIDGE SD 1275	50.0	50.0	100.0%	0.0	School Maintenance Grant
Other State PARK FOREST SD 163	50.0	50.0	100.0%	0.0	School Maintenance Grant
Other State	50.0	50.0	100.0%	0.0	

	<u>Funded Amount</u>	<u>Expended Year to Date</u>	<u>% Spent Year to Date</u>	<u>May Expenditures</u>	<u>Description</u>
COMMUNITY UNIT DISTRICT 3					School Maintenance Grant
Other State	50.0	50.0	100.0%	0.0	
COMMUNITY UNIT SCHOOL DIST 4					School Maintenance Grant
Other State	50.0	50.0	100.0%	0.0	
SULLIVAN C U SCHOOL DIST 300					School Maintenance Grant
Other State	50.0	50.0	100.0%	0.0	
NORTH CLAY CUSD 25					School Maintenance Grant
Other State	50.0	50.0	100.0%	0.0	
CARLYLE CUSD 1					School Maintenance Grant
Other State	50.0	50.0	100.0%	0.0	
DAMIANSVILLE SD 62					School Maintenance Grant
Other State	50.0	50.0	100.0%	0.0	
COMMUNITY UNIT DIST 425					School Maintenance Grant
Other State	50.0	50.0	100.0%	0.0	
CLINTON CUSD 15					School Maintenance Grant
Other State	50.0	50.0	100.0%	0.0	
DOWNERS GROVE GSD 58					School Maintenance Grant
Other State	50.0	50.0	100.0%	0.0	
DARIEN SD 61					School Maintenance Grant
Other State	50.0	50.0	100.0%	0.0	
DUPAGE HSD 88					School Maintenance Grant
Other State	50.0	50.0	100.0%	0.0	
COMMUNITY CONS SCHOOL DIST 93					School Maintenance Grant
Other State	50.0	50.0	100.0%	0.0	
LAKE PARK CHSD 108					School Maintenance Grant
Other State	50.0	50.0	100.0%	0.0	
COMM CONS SCH DIST 180					School Maintenance Grant
Other State	50.0	50.0	100.0%	0.0	
COMMUNITY UNIT SCHOOL DIST 200					School Maintenance Grant
Other State	50.0	50.0	100.0%	0.0	
LISLE CUSD 202					School Maintenance Grant
Other State	50.0	50.0	100.0%	0.0	
INDIAN PRAIRIE 204					School Maintenance Grant
Other State	50.0	50.0	100.0%	0.0	
ELMHURST SD 205					School Maintenance Grant
Other State	50.0	50.0	100.0%	0.0	
DUPAGE AREA OCCUP EDUCATIONAL					School Maintenance Grant
Other State	50.0	50.0	100.0%	0.0	
POPE CO CUD 1					School Maintenance Grant
Other State	50.0	50.0	100.0%	0.0	
GALATIA CUSD 1					School Maintenance Grant
Other State	50.0	50.0	100.0%	0.0	
COMMUNITY CONSOLIDATED DIST 6					School Maintenance Grant
Other State	50.0	50.0	100.0%	0.0	
FAIRFIELD CHSD 225					School Maintenance Grant
Other State	50.0	50.0	100.0%	0.0	
NORRIS CITY-OMAHA-ENFIELD CU 3					School Maintenance Grant
Other State	50.0	50.0	100.0%	0.0	
BENTON CCSD 47					School Maintenance Grant

	<u>Funded Amount</u>	<u>Expended Year to Date</u>	<u>% Spent Year to Date</u>	<u>May Expenditures</u>	<u>Description</u>
Other State MARION CUSD 2	50.0	50.0	100.0%	0.0	School Maintenance Grant
Other State ASTORIA CUSD 1	50.0	50.0	100.0%	0.0	School Maintenance Grant
Other State FULTON COUNTY CUSD 3	50.0	50.0	100.0%	0.0	School Maintenance Grant
Other State CANTON UNION SD 66	50.0	50.0	100.0%	0.0	School Maintenance Grant
Other State NETTLE CREEK CCSD 24C	50.0	50.0	100.0%	0.0	School Maintenance Grant
Other State MORRIS SD 54	50.0	50.0	100.0%	0.0	School Maintenance Grant
Other State SCH DIST 60C	50.0	50.0	100.0%	0.0	School Maintenance Grant
Other State MORRIS CHSD 101	50.0	50.0	100.0%	0.0	School Maintenance Grant
Other State NEWARK CHSD 18	50.0	50.0	100.0%	0.0	School Maintenance Grant
Other State NEWARK CCSD 66	50.0	50.0	100.0%	0.0	School Maintenance Grant
Other State LISBON CCSD 90	50.0	50.0	100.0%	0.0	School Maintenance Grant
Other State YORKVILLE CUSD 115	50.0	50.0	100.0%	0.0	School Maintenance Grant
Other State OSWEGO CUSD 308	50.0	50.0	100.0%	0.0	School Maintenance Grant
Other State INA CCSD 8	50.0	50.0	100.0%	0.0	School Maintenance Grant
Other State WEST PRAIRIE CUSD 103	50.0	50.0	100.0%	0.0	School Maintenance Grant
Other State BUSHNELL PRAIRIE CITY CUSD 170	50.0	50.0	100.0%	0.0	School Maintenance Grant
Other State WEST CENTRAL CUSD 235	50.0	50.0	100.0%	0.0	School Maintenance Grant
Other State MERCER COUNTY SD 404	50.0	50.0	100.0%	0.0	School Maintenance Grant
Other State UNITED CUSD 304	50.0	50.0	100.0%	0.0	School Maintenance Grant
Other State OHIO COMM CONS SD 17	50.0	50.0	100.0%	0.0	School Maintenance Grant
Other State PRINCETON ELEM SD 115	50.0	50.0	100.0%	0.0	School Maintenance Grant
Other State BUREAU VALLEY CUSD 340	50.0	50.0	100.0%	0.0	School Maintenance Grant
Other State PRINCETON TWP HSD 500	50.0	50.0	100.0%	0.0	School Maintenance Grant
Other State OHIO CHSD 505	50.0	50.0	100.0%	0.0	School Maintenance Grant
Other State	50.0	50.0	100.0%	0.0	

	<u>Funded Amount</u>	<u>Expended Year to Date</u>	<u>% Spent Year to Date</u>	<u>May Expenditures</u>	<u>Description</u>
ORION CUSD 223					School Maintenance Grant
Other State	50.0	50.0	100.0%	0.0	
ALWOOD CUSD 225					School Maintenance Grant
Other State	50.0	50.0	100.0%	0.0	
GENESE0 CUSD 228					School Maintenance Grant
Other State	50.0	50.0	100.0%	0.0	
BRADFORD CUSD 1					School Maintenance Grant
Other State	50.0	50.0	100.0%	0.0	
STARK COUNTY CUSD 100					School Maintenance Grant
Other State	50.0	50.0	100.0%	0.0	
CARBONDALE ESD 95					School Maintenance Grant
Other State	50.0	50.0	100.0%	0.0	
CARBONDALE CHSD 165					School Maintenance Grant
Other State	50.0	50.0	100.0%	0.0	
PINCKNEYVILLE SD 50					School Maintenance Grant
Other State	50.0	50.0	100.0%	0.0	
EMMONS SD 33					School Maintenance Grant
Other State	50.0	50.0	100.0%	0.0	
ANTIOCH CCSD 34					School Maintenance Grant
Other State	50.0	50.0	100.0%	0.0	
COMMUNITY CONSOLIDATED SCHOOL					School Maintenance Grant
Other State	50.0	50.0	100.0%	0.0	
COMMUNITY UNIT SCHOOL DIST 60					School Maintenance Grant
Other State	50.0	50.0	100.0%	0.0	
LIBERTYVILLE SD 70					School Maintenance Grant
Other State	50.0	50.0	100.0%	0.0	
SCHOOL DIST 76					School Maintenance Grant
Other State	50.0	50.0	100.0%	0.0	
FREMONT SD 79					School Maintenance Grant
Other State	50.0	50.0	100.0%	0.0	
COMMUNITY UNIT SCHOOL DIST 95					School Maintenance Grant
Other State	50.0	50.0	100.0%	0.0	
KILDEER COUNTRYSIDE CCSD 96					School Maintenance Grant
Other State	50.0	50.0	100.0%	0.0	
APTAKISIC-TRIPP CCSD 102					School Maintenance Grant
Other State	50.0	50.0	100.0%	0.0	
LINCOLNSHIRE-PRAIRIEVIEW 103					School Maintenance Grant
Other State	50.0	50.0	100.0%	0.0	
DEERFIELD SD 109					School Maintenance Grant
Other State	50.0	50.0	100.0%	0.0	
TOWNSHIP HIGH SCHOOL DIST 113					School Maintenance Grant
Other State	50.0	50.0	100.0%	0.0	
LAKE FOREST CHSD 115					School Maintenance Grant
Other State	50.0	50.0	100.0%	0.0	
ANTIOCH C H S D 117					School Maintenance Grant
Other State	50.0	50.0	100.0%	0.0	
WAUCONDA CUSD 118					School Maintenance Grant
Other State	50.0	50.0	100.0%	0.0	
CONSOLIDATED HS DIST 120					School Maintenance Grant

	<u>Funded Amount</u>	<u>Expended Year to Date</u>	<u>% Spent Year to Date</u>	<u>May Expenditures</u>	<u>Description</u>
Other State FAIRVIEW SD 72	50.0	50.0	100.0%	0.0	School Maintenance Grant
Other State ALTON CUSD 11	50.0	50.0	100.0%	0.0	School Maintenance Grant
Other State COUNTY OF DUPAGE SCHOOL DIST 4	50.0	50.0	100.0%	0.0	School Maintenance Grant
Other State COMMUNITY HIGH SCHOOL DIST 99	50.0	50.0	100.0%	0.0	School Maintenance Grant
Other State GALLATIN CUSD 7	50.0	50.0	100.0%	0.0	School Maintenance Grant
Other State KANKAKEE SD 111	50.0	50.0	100.0%	0.0	School Maintenance Grant
Other State GRANT CHSD 124	50.0	50.0	100.0%	0.0	School Maintenance Grant
Other State LASALLE-PERU TOWNSHIP HIGH	50.0	50.0	100.0%	0.0	School Maintenance Grant
Other State PERU PUBLIC SCHOOLS	50.0	50.0	100.0%	0.0	School Maintenance Grant
Other State DIMMICK CCSD 175	50.0	50.0	100.0%	0.0	School Maintenance Grant
Other State MIDWEST CENTRAL CUD 191	49.9	49.9	100.0%	0.0	School Maintenance Grant
Other State SANGAMON VALLEY CUSD 9	50.0	50.0	100.0%	0.0	School Maintenance Grant
Other State NORTH MAC CUSD 34	50.0	50.0	100.0%	0.0	School Maintenance Grant
Other State TRIAD CUSD 2	50.0	50.0	100.0%	0.0	School Maintenance Grant
Other State ROANOKE BENSON CUSD 60	50.0	50.0	100.0%	0.0	School Maintenance Grant
Other State ALDEN HEBRON SD 19	50.0	50.0	100.0%	0.0	School Maintenance Grant
Other State MARENGO-UNION ECSD 165	50.0	50.0	100.0%	0.0	School Maintenance Grant
Other State COMM UNIT SCHOOL DISTRICT 271	50.0	50.0	100.0%	0.0	School Maintenance Grant
Other State OREGON CUSD 220	50.0	50.0	100.0%	0.0	School Maintenance Grant
Other State HAWTHORN CCSD 73	50.0	50.0	100.0%	0.0	School Maintenance Grant
Other State DWIGHT TWP HSD 230	50.0	50.0	100.0%	0.0	School Maintenance Grant
Other State SCHOOL DIST 95 LASALLE COUNTY	50.0	50.0	100.0%	0.0	School Maintenance Grant
Other State SENECA CCSD 170	50.0	50.0	100.0%	0.0	School Maintenance Grant
Other State RUTLAND CCSD 230	50.0	50.0	100.0%	0.0	School Maintenance Grant
Other State	50.0	50.0	100.0%	0.0	

	<u>Funded Amount</u>	<u>Expended Year to Date</u>	<u>% Spent Year to Date</u>	<u>May Expenditures</u>	<u>Description</u>
HARTSBURG EMDEN CUSD 21					School Maintenance Grant
Other State	50.0	50.0	100.0%	0.0	
MOUNT PULASKI CUD 23					School Maintenance Grant
Other State	50.0	50.0	100.0%	0.0	
HAVANA CUSD 126					School Maintenance Grant
Other State	50.0	50.0	100.0%	0.0	
ARGENTA-OREANA CUSD 1					School Maintenance Grant
Other State	50.0	50.0	100.0%	0.0	
WARRENSBURG-LATHAM CUSD 11					School Maintenance Grant
Other State	50.0	50.0	100.0%	0.0	
MERIDIAN CUSD 15					School Maintenance Grant
Other State	50.0	50.0	100.0%	0.0	
DECATUR SD 61					School Maintenance Grant
Other State	50.0	50.0	100.0%	0.0	
DELAND-WELDON CUSD 57					School Maintenance Grant
Other State	50.0	50.0	100.0%	0.0	
COUNTY OF MACOUPIN CUSD 1					School Maintenance Grant
Other State	50.0	50.0	100.0%	0.0	
NORTHWESTERN CUSD 2					School Maintenance Grant
Other State	50.0	50.0	100.0%	0.0	
BUNKER HILL CUSD 8					School Maintenance Grant
Other State	50.0	50.0	100.0%	0.0	
BROWN COUNTY CUSD 1					School Maintenance Grant
Other State	50.0	50.0	100.0%	0.0	
FRANKLIN CUSD 1					School Maintenance Grant
Other State	50.0	50.0	100.0%	0.0	
OAKWOOD CUSD 76					School Maintenance Grant
Other State	50.0	50.0	100.0%	0.0	
LOCKPORT SD 91					School Maintenance Grant
Other State	50.0	50.0	100.0%	0.0	
WETHERSFIELD CUSD 230					School Maintenance Grant
Other State	50.0	50.0	100.0%	0.0	
EAST ALTON-WOOD RIVER CHSD 14					School Maintenance Grant
Other State	50.0	50.0	100.0%	0.0	
COUNTY OF WOODFORD SCHOOL					School Maintenance Grant
Other State	50.0	50.0	100.0%	0.0	
COUNTY OF WOODFORD-EUREKA					School Maintenance Grant
Other State	50.0	50.0	100.0%	0.0	
FOX RIVER GROVE CSD 3					School Maintenance Grant
Other State	50.0	50.0	100.0%	0.0	
COMMUNITY HIGH SCHOOL DIST 155					School Maintenance Grant
Other State	50.0	50.0	100.0%	0.0	
MCHENRY CHSD 156					School Maintenance Grant
Other State	50.0	50.0	100.0%	0.0	
STEELEVILLE CUSD 138					School Maintenance Grant
Other State	50.0	50.0	100.0%	0.0	
EAST MOLINE SD 37					School Maintenance Grant
Other State	50.0	50.0	100.0%	0.0	
PROPHETSTOWN-LYNDON CUSD 3					School Maintenance Grant

	<u>Funded Amount</u>	<u>Expended Year to Date</u>	<u>% Spent Year to Date</u>	<u>May Expenditures</u>	<u>Description</u>
Other State WILL COUNTY SD 92	50.0	50.0	100.0%	0.0	School Maintenance Grant
Other State FRANKFORT CCSD 157C	50.0	50.0	100.0%	0.0	School Maintenance Grant
Other State BEECHER CUSD 200U	50.0	50.0	100.0%	0.0	School Maintenance Grant
Other State VALLEY VIEW CUSD 365U	50.0	50.0	100.0%	0.0	School Maintenance Grant
Other State WORTH SD 127	50.0	50.0	100.0%	0.0	School Maintenance Grant
Other State BREMEN CHSD 228	50.0	50.0	100.0%	0.0	School Maintenance Grant
Other State HOMEWOOD FLOSSMOOR CHSD 233	50.0	50.0	100.0%	0.0	School Maintenance Grant
Other State LUDLOW CCSD 142	50.0	50.0	100.0%	0.0	School Maintenance Grant
Other State HERRIN CUSD 4	50.0	50.0	100.0%	0.0	School Maintenance Grant
Other State COMMUNITY UNIT SCHOOL DIST 300	50.0	50.0	100.0%	0.0	School Maintenance Grant
Other State BOURBONNAIS ESD 53	50.0	50.0	100.0%	0.0	School Maintenance Grant
Other State MILLBURN CCSD 24	50.0	50.0	100.0%	0.0	School Maintenance Grant
Other State LAKE VILLA CCSD 41	50.0	50.0	100.0%	0.0	School Maintenance Grant
Other State ROUND LAKE AREA SD 116	50.0	50.0	100.0%	0.0	School Maintenance Grant
Other State NORTH CHICAGO SD 187	50.0	50.0	100.0%	0.0	School Maintenance Grant
Other State COMMUNITY UNIT SCHOOL DIST 200	50.0	50.0	100.0%	0.0	School Maintenance Grant
Other State COLUMBIA CUSD 4	50.0	50.0	100.0%	0.0	School Maintenance Grant
Other State WATERLOO CUSD 5	50.0	50.0	100.0%	0.0	School Maintenance Grant
Other State RED BUD CUSD 132	50.0	50.0	100.0%	0.0	School Maintenance Grant
Other State WAVERLY CUSD 6	50.0	50.0	100.0%	0.0	School Maintenance Grant
Other State DIXON CUSD 170	50.0	50.0	100.0%	0.0	School Maintenance Grant
Other State POLO CUSD 222	50.0	50.0	100.0%	0.0	School Maintenance Grant
Other State NORWOOD ELEM SD 63	50.0	50.0	100.0%	0.0	School Maintenance Grant
Other State BARTONVILLE SD 66	50.0	50.0	100.0%	0.0	School Maintenance Grant
Other State	50.0	50.0	100.0%	0.0	

	<u>Funded Amount</u>	<u>Expended Year to Date</u>	<u>% Spent Year to Date</u>	<u>May Expenditures</u>	<u>Description</u>
BOARD OF EDUCATION CITY OF					School Maintenance Grant
Other State	50.0	50.0	100.0%	0.0	
LIMESTONE CHSD 310					School Maintenance Grant
Other State	50.0	50.0	100.0%	0.0	
ELMWOOD CUSD 322					School Maintenance Grant
Other State	50.0	50.0	100.0%	0.0	
PEORIA HEIGHTS CUSD 325					School Maintenance Grant
Other State	50.0	50.0	100.0%	0.0	
UNITED THSD 30					School Maintenance Grant
Other State	50.0	50.0	100.0%	0.0	
ROCK ISLAND SD 41					School Maintenance Grant
Other State	50.0	50.0	100.0%	0.0	
SCHOOL DISTRICT 200 SHERRARD COM					School Maintenance Grant
Other State	50.0	50.0	100.0%	0.0	
OFALLON COMM CONS 90					School Maintenance Grant
Other State	50.0	50.0	100.0%	0.0	
PONTIAC-W HOLLIDAY SD 105					School Maintenance Grant
Other State	50.0	50.0	100.0%	0.0	
COUNTY OF ST CLAIR					School Maintenance Grant
Other State	50.0	50.0	100.0%	0.0	
PLEASANT PLAINS CUSD 8					School Maintenance Grant
Other State	50.0	50.0	100.0%	0.0	
CATLIN CUSD 5					School Maintenance Grant
Other State	50.0	50.0	100.0%	0.0	
WHITESIDE COUNTY SCHL DIST 301					School Maintenance Grant
Other State	50.0	50.0	100.0%	0.0	
FAIRMONT SD 89					School Maintenance Grant
Other State	50.0	50.0	100.0%	0.0	
ARCOLA CUSD 306					School Maintenance Grant
Other State	50.0	50.0	100.0%	0.0	
DWIGHT COMMON SD 232					School Maintenance Grant
Other State	50.0	50.0	100.0%	0.0	
OAK GROVE SD 68					School Maintenance Grant
Other State	50.0	50.0	100.0%	0.0	
CONS HIGH SCH DIST 125					School Maintenance Grant
Other State	50.0	50.0	100.0%	0.0	
OTTAWA THSD 140					School Maintenance Grant
Other State	50.0	50.0	100.0%	0.0	
SENECA TWP HSD 160					School Maintenance Grant
Other State	50.0	50.0	100.0%	0.0	
COUNTY OF LASALLE					School Maintenance Grant
Other State	50.0	50.0	100.0%	0.0	
GREENVIEW CUSD 200					School Maintenance Grant
Other State	50.0	50.0	100.0%	0.0	
ATHENS CUSD 213					School Maintenance Grant
Other State	50.0	50.0	100.0%	0.0	
MT OLIVE CUSD 5					School Maintenance Grant
Other State	50.0	50.0	100.0%	0.0	
STAUNTON CUSD 6					School Maintenance Grant

	<u>Funded Amount</u>	<u>Expended Year to Date</u>	<u>% Spent Year to Date</u>	<u>May Expenditures</u>	<u>Description</u>
Other State ROXANA CUSD 1	50.0	50.0	100.0%	0.0	School Maintenance Grant
Other State HIGHLAND CUSD 5	50.0	50.0	100.0%	0.0	School Maintenance Grant
Other State JOHNSBURG CUSD 12	50.0	50.0	100.0%	0.0	School Maintenance Grant
Other State CHESTER CUSD 139	50.0	50.0	100.0%	0.0	School Maintenance Grant
Other State JACKSONVILLE SD 117	50.0	50.0	100.0%	0.0	School Maintenance Grant
Other State COUNTY OF LEE 220 SCHOOL DIST	50.0	50.0	100.0%	0.0	School Maintenance Grant
Other State HAMPTON SD 29	50.0	50.0	100.0%	0.0	School Maintenance Grant
Other State MOLINE USD 40	50.0	50.0	100.0%	0.0	School Maintenance Grant
Other State ROCKRIDGE CUSD 300	50.0	50.0	100.0%	0.0	School Maintenance Grant
Other State ILLINOIS VALLEY CENTRAL UNIT 321	50.0	50.0	100.0%	0.0	School Maintenance Grant
Other State MERIDIAN CUSD 101	50.0	50.0	100.0%	0.0	School Maintenance Grant
Other State COBDEN SUD 17	50.0	50.0	100.0%	0.0	School Maintenance Grant
Other State COUNTY OF COOK SD 99	50.0	50.0	100.0%	0.0	School Maintenance Grant
Other State PRAIRIE-HILLS ELEM SD 144	50.0	50.0	100.0%	0.0	School Maintenance Grant
Other State W HARVEY-DIXMOOR PUB SD 147	50.0	50.0	100.0%	0.0	School Maintenance Grant
Other State BOARD OF EDUC SCHOOL DIST 148	50.0	50.0	100.0%	0.0	School Maintenance Grant
Other State COOK COUNTY SCH 154 1-2 DIST	50.0	50.0	100.0%	0.0	School Maintenance Grant
Other State CALUMET CITY SD 155	50.0	50.0	100.0%	0.0	School Maintenance Grant
Other State LANSING SD 158	50.0	50.0	100.0%	0.0	School Maintenance Grant
Other State BROOKWOOD SD 167	50.0	50.0	100.0%	0.0	School Maintenance Grant
Other State FORD HEIGHTS SD 169	50.0	50.0	100.0%	0.0	School Maintenance Grant
Other State BLOOM TWP HSD 206	50.0	50.0	100.0%	0.0	School Maintenance Grant
Other State THORNTON FRACTIONALTHSD 215	50.0	50.0	100.0%	0.0	School Maintenance Grant
Other State MARTINSVILLE CUSD 3C	50.0	50.0	100.0%	0.0	School Maintenance Grant
Other State	50.0	50.0	100.0%	0.0	

	<u>Funded Amount</u>	<u>Expended Year to Date</u>	<u>% Spent Year to Date</u>	<u>May Expenditures</u>	<u>Description</u>
CENTRALIA SD 135					School Maintenance Grant
Other State	50.0	50.0	100.0%	0.0	
SALEM CHSD 600					School Maintenance Grant
Other State	50.0	50.0	100.0%	0.0	
BENTON CHSD 103					School Maintenance Grant
Other State	50.0	50.0	100.0%	0.0	
CARTERVILLE CUSD 5					School Maintenance Grant
Other State	50.0	50.0	100.0%	0.0	
GARDNER S WILMINGTON THSD 73					School Maintenance Grant
Other State	50.0	50.0	100.0%	0.0	
WALTONVILLE CUSD 1					School Maintenance Grant
Other State	50.0	50.0	100.0%	0.0	
MONMOUTH-ROSEVILLE CUSD 238					School Maintenance Grant
Other State	50.0	50.0	100.0%	0.0	
COOK COUNTY HSD 201					School Maintenance Grant
Other State	50.0	50.0	100.0%	0.0	
RANTOUL CITY SD 137					School Maintenance Grant
Other State	50.0	50.0	100.0%	0.0	
RACCOON CSD 1					School Maintenance Grant
Other State	50.0	50.0	100.0%	0.0	
ELVERADO CUSD 196					School Maintenance Grant
Other State	50.0	50.0	100.0%	0.0	
ST ANNE CHSD 302					School Maintenance Grant
Other State	50.0	50.0	100.0%	0.0	
ZION ESD 6					School Maintenance Grant
Other State	50.0	50.0	100.0%	0.0	
STREATOR ELEMENTARY SD 44					School Maintenance Grant
Other State	50.0	50.0	100.0%	0.0	
OTTAWA ESD 141					School Maintenance Grant
Other State	50.0	50.0	100.0%	0.0	
MARSEILLES ESD 150					School Maintenance Grant
Other State	50.0	50.0	100.0%	0.0	
WALLACE CCSD 195					School Maintenance Grant
Other State	50.0	50.0	100.0%	0.0	
GILLESPIE CUSD 7					School Maintenance Grant
Other State	50.0	50.0	100.0%	0.0	
WOOD RIVER-HARTFORD ESD 15					School Maintenance Grant
Other State	50.0	50.0	100.0%	0.0	
EL PASO-GRIDLEY CUSD 11					School Maintenance Grant
Other State	50.0	50.0	100.0%	0.0	
RILEY CCSD 18					School Maintenance Grant
Other State	50.0	50.0	100.0%	0.0	
PEKIN PUBLIC SD 108					School Maintenance Grant
Other State	50.0	50.0	100.0%	0.0	
DEER CREEK-MACKINAW CUSD 701					School Maintenance Grant
Other State	50.0	50.0	100.0%	0.0	
HOOPESTON AREA CUSD 11					School Maintenance Grant
Other State	50.0	50.0	100.0%	0.0	
NEW LENOX SD 122					School Maintenance Grant

	<u>Funded Amount</u>	<u>Expended Year to Date</u>	<u>% Spent Year to Date</u>	<u>May Expenditures</u>	<u>Description</u>
Other State	50.0	50.0	100.0%	0.0	
SCOTT-MORGAN CUSD 2					School Maintenance Grant
Other State	50.0	50.0	100.0%	0.0	
KINGS CSD 144					School Maintenance Grant
Other State	50.0	50.0	100.0%	0.0	
RIVERDALE CUSD 100					School Maintenance Grant
Other State	50.0	50.0	100.0%	0.0	
BELLEVILLE SD 118					School Maintenance Grant
Other State	50.0	50.0	100.0%	0.0	
MILLSTADT CCSD 160					School Maintenance Grant
Other State	50.0	50.0	100.0%	0.0	
SIGNAL HILL SD 181					School Maintenance Grant
Other State	50.0	50.0	100.0%	0.0	
ROCHESTER CUSD 3A					School Maintenance Grant
Other State	50.0	50.0	100.0%	0.0	
NEW BERLIN COMM UNIT DISTRICT NO 16					School Maintenance Grant
Other State	50.0	50.0	100.0%	0.0	
SPRINGFIELD SD 186					School Maintenance Grant
Other State	50.0	50.0	100.0%	0.0	
WASHINGTON CHSD 308					School Maintenance Grant
Other State	50.0	50.0	100.0%	0.0	
GEORGETOWN-RIDGE FARM CUSD 4					School Maintenance Grant
Other State	50.0	50.0	100.0%	0.0	
EGYPTIAN CUSD 5					School Maintenance Grant
Other State	50.0	50.0	100.0%	0.0	
LEWISTOWN SCHOOL DISTRICT 97					School Maintenance Grant
Other State	50.0	50.0	100.0%	0.0	
KANKAKEE AREA CAREER CENTER					School Maintenance Grant
Other State	50.0	50.0	100.0%	0.0	
LINCOLN ESD 27					School Maintenance Grant
Other State	50.0	50.0	100.0%	0.0	
LINCOLN CHSD 404					School Maintenance Grant
Other State	50.0	50.0	100.0%	0.0	
MONTICELLO CU 25					School Maintenance Grant
Other State	50.0	50.0	100.0%	0.0	
LIMESTONE WALTERS CCSD 316					School Maintenance Grant
Other State	50.0	50.0	100.0%	0.0	
PRINCEVILLE CUSD 326					School Maintenance Grant
Other State	50.0	50.0	100.0%	0.0	
FOX LAKE GSD 114					School Maintenance Grant
Other State	50.0	50.0	100.0%	0.0	
COOK CO BD OF ED 89					School Maintenance Grant
Other State	50.0	50.0	100.0%	0.0	
BOARD OF EDUCATION SD 100					School Maintenance Grant
Other State	50.0	50.0	100.0%	0.0	
EVERGREEN PARK ESD 124					School Maintenance Grant
Other State	50.0	50.0	100.0%	0.0	
CALUMET PUBLIC SD 132					School Maintenance Grant
Other State	50.0	50.0	100.0%	0.0	

	<u>Funded Amount</u>	<u>Expended Year to Date</u>	<u>% Spent Year to Date</u>	<u>May Expenditures</u>	<u>Description</u>
DOLTON CUSD 149					School Maintenance Grant
Other State	50.0	50.0	100.0%	0.0	
COUNTY OF COOK SCHOOL DIST 157					School Maintenance Grant
Other State	50.0	50.0	100.0%	0.0	
MATTESON SCHOOL DISTRICT 162					School Maintenance Grant
Other State	50.0	50.0	100.0%	0.0	
THORNTON THSD 205					School Maintenance Grant
Other State	50.0	50.0	100.0%	0.0	
CENTRALIA HSD 200					School Maintenance Grant
Other State	50.0	50.0	100.0%	0.0	
NASHVILLE CHSD 99					School Maintenance Grant
Other State	50.0	50.0	100.0%	0.0	
HIAWATHA CUSD 426					School Maintenance Grant
Other State	50.0	50.0	100.0%	0.0	
HARDIN CNTY CUD 1					School Maintenance Grant
Other State	50.0	50.0	100.0%	0.0	
JOHNSTON CITY CUSD 1					School Maintenance Grant
Other State	50.0	50.0	100.0%	0.0	
MT VERNON CITY SCHOOL 80					School Maintenance Grant
Other State	50.0	50.0	100.0%	0.0	
COUNTY OF JEFFERSON SD 82					School Maintenance Grant
Other State	50.0	50.0	100.0%	0.0	
ANNAWAN CUSD 226					School Maintenance Grant
Other State	50.0	50.0	100.0%	0.0	
DU QUOIN COMMUNITY UNIT SCHOOL					School Maintenance Grant
Other State	50.0	50.0	100.0%	0.0	
SCHOOL DIST 131 KANE CO					School Maintenance Grant
Other State	50.0	50.0	100.0%	0.0	
WARREN THSD 121					School Maintenance Grant
Other State	50.0	50.0	100.0%	0.0	
ZION-BENTON THSD 126					School Maintenance Grant
Other State	50.0	50.0	100.0%	0.0	
COMMUNITY HIGH SCHOOL DIST 128					School Maintenance Grant
Other State	50.0	50.0	100.0%	0.0	
STREATOR TWP HSD 40					School Maintenance Grant
Other State	50.0	50.0	100.0%	0.0	
MENDOTA COMMUNITY CONS SD 289					School Maintenance Grant
Other State	50.0	50.0	100.0%	0.0	
CARROLLTON CUSD 1					School Maintenance Grant
Other State	50.0	50.0	100.0%	0.0	
MARENGO CHSD 154					School Maintenance Grant
Other State	50.0	50.0	100.0%	0.0	
TRIOPIA CUSD 27					School Maintenance Grant
Other State	50.0	50.0	100.0%	0.0	
LEBANON CUSD 9					School Maintenance Grant
Other State	50.0	50.0	100.0%	0.0	
CAHOKIA CUSD 187					School Maintenance Grant
Other State	50.0	50.0	100.0%	0.0	
BOARD OF EDUCATION SD 189					School Maintenance Grant

	<u>Funded Amount</u>	<u>Expended Year to Date</u>	<u>% Spent Year to Date</u>	<u>May Expenditures</u>	<u>Description</u>
Other State DISTRICT 50 SCHOOLS	50.0	50.0	100.0%	0.0	School Maintenance Grant
Other State MORTON CUSD 709	50.0	50.0	100.0%	0.0	School Maintenance Grant
Other State ROSSVILLE-ALVIN CSD 7	50.0	50.0	100.0%	0.0	School Maintenance Grant
Other State MOKENA SD 159	50.0	50.0	100.0%	0.0	School Maintenance Grant
Other State BETHALTO CUSD 8	50.0	50.0	100.0%	0.0	School Maintenance Grant
Other State WILLIAMSVILLE CUSD 15	50.0	50.0	100.0%	0.0	School Maintenance Grant
Other State ILLINI BLUFFS CUSD 327	50.0	50.0	100.0%	0.0	School Maintenance Grant
Other State PEMBROKE CCSD 259	50.0	50.0	100.0%	0.0	School Maintenance Grant
Other State COOK COUNTY SCHOOL DISTRICT 133	50.0	50.0	100.0%	0.0	School Maintenance Grant
Other State FREEBURG CHSD 77	50.0	50.0	100.0%	0.0	School Maintenance Grant
Other State BALL CHATHAM CUSD 5	50.0	50.0	100.0%	0.0	School Maintenance Grant
Other State COOK COUNTY SCHOOL DIST 168	50.0	50.0	100.0%	0.0	School Maintenance Grant
Other State FENTON CHSD 100	50.0	50.0	100.0%	0.0	School Maintenance Grant
Other State ST ANNE CCSD 256	50.0	50.0	100.0%	0.0	School Maintenance Grant
Other State LAKE CO HIGH SCHL TECHNOLOGY	50.0	50.0	100.0%	0.0	School Maintenance Grant
Other State EAST ALTON SD 13	50.0	50.0	100.0%	0.0	School Maintenance Grant
Other State DUPO CUSD 196	50.0	50.0	100.0%	0.0	School Maintenance Grant
Other State SHILOH VILLAGE SD 85	50.0	50.0	100.0%	0.0	School Maintenance Grant
Other State DANVILLE CCSD 118	50.0	50.0	100.0%	0.0	School Maintenance Grant
Other State ROCK FALLS ESD 13	50.0	50.0	100.0%	0.0	School Maintenance Grant
Other State COUNTY OF WILL SCHOOL DIST 88	50.0	50.0	100.0%	0.0	School Maintenance Grant
Other State COUNTY OF WILL SD90	50.0	50.0	100.0%	0.0	School Maintenance Grant
Other State CRETE-MONEE SD 201-U	50.0	50.0	100.0%	0.0	School Maintenance Grant
Other State PLAINFIELD SD 202	50.0	50.0	100.0%	0.0	School Maintenance Grant
Other State	50.0	50.0	100.0%	0.0	

	<u>Funded Amount</u>	<u>Expended Year to Date</u>	<u>% Spent Year to Date</u>	<u>May Expenditures</u>	<u>Description</u>
LINCOLN WAY CHSD 210					School Maintenance Grant
Other State	50.0	50.0	100.0%	0.0	
COMMUNITY UNIT SCHOOL DIST 3					School Maintenance Grant
Other State	50.0	50.0	100.0%	0.0	
MENDON CUSD 4					School Maintenance Grant
Other State	50.0	50.0	100.0%	0.0	
QUINCY SD 172					School Maintenance Grant
Other State	50.0	50.0	100.0%	0.0	
PIKELAND CUSD 10					School Maintenance Grant
Other State	50.0	50.0	100.0%	0.0	
WESTERN COMMUNITY UNIT SD 12					School Maintenance Grant
Other State	50.0	50.0	100.0%	0.0	
VIENNA HSD 133					School Maintenance Grant
Other State	50.0	50.0	100.0%	0.0	
MASSAC COUNTY UNIT SCHOOL DIST 1					School Maintenance Grant
Other State	50.0	50.0	100.0%	0.0	
LICK CREEK CCSD 16					School Maintenance Grant
Other State	50.0	50.0	100.0%	0.0	
ANNA SD 37					School Maintenance Grant
Other State	50.0	50.0	100.0%	0.0	
BOND COUNTY 2					School Maintenance Grant
Other State	50.0	50.0	100.0%	0.0	
VANDALIA CUSD 203					School Maintenance Grant
Other State	50.0	50.0	100.0%	0.0	
KINNIKINNICK CCSD131					School Maintenance Grant
Other State	50.0	50.0	100.0%	0.0	
ROCKTON SD 140					School Maintenance Grant
Other State	50.0	50.0	100.0%	0.0	
WINNEBAGO CUSD 323					School Maintenance Grant
Other State	50.0	50.0	100.0%	0.0	
PROSPECT HEIGHTS SD 23					School Maintenance Grant
Other State	50.0	50.0	100.0%	0.0	
TOWNSHIP HSD 214					School Maintenance Grant
Other State	50.0	50.0	100.0%	0.0	
FRANKLIN PARK SD 84					School Maintenance Grant
Other State	50.0	50.0	100.0%	0.0	
COOK CO BD OF ED 89					School Maintenance Grant
Other State	50.0	50.0	100.0%	0.0	
LINDOP SD 92					School Maintenance Grant
Other State	50.0	50.0	100.0%	0.0	
COUNTY OF COOK SD 99					School Maintenance Grant
Other State	50.0	50.0	100.0%	0.0	
LA GRANGE SD 105					School Maintenance Grant
Other State	50.0	50.0	100.0%	0.0	
COOK COUNTY HSD 201					School Maintenance Grant
Other State	50.0	50.0	100.0%	0.0	
EVERGREEN PARK ESD 124					School Maintenance Grant
Other State	50.0	50.0	100.0%	0.0	
ALSIP-HAZLGRN-OAKLWN SD 126					School Maintenance Grant

	<u>Funded Amount</u>	<u>Expended Year to Date</u>	<u>% Spent Year to Date</u>	<u>May Expenditures</u>	<u>Description</u>
Other State CALUMET PUBLIC SD 132	50.0	50.0	100.0%	0.0	School Maintenance Grant
Other State HARVEY SD 152	50.0	50.0	100.0%	0.0	School Maintenance Grant
Other State HAZEL CREST SD 152-5	50.0	50.0	100.0%	0.0	School Maintenance Grant
Other State HOMEWOOD SD 153	50.0	50.0	100.0%	0.0	School Maintenance Grant
Other State COOK COUNTY SCH 154 1-2 DIST	50.0	50.0	100.0%	0.0	School Maintenance Grant
Other State CALUMET CITY SD 155	50.0	50.0	100.0%	0.0	School Maintenance Grant
Other State GALENA CUSD 120	50.0	50.0	100.0%	0.0	School Maintenance Grant
Other State WARREN CUSD 205	50.0	50.0	100.0%	0.0	School Maintenance Grant
Other State SCALES MOUND CUSD 211	50.0	50.0	100.0%	0.0	School Maintenance Grant
Other State FISHER CUSD 1	50.0	50.0	100.0%	0.0	School Maintenance Grant
Other State COMMUNITY UNIT SCHOOL DIST 3	50.0	50.0	100.0%	0.0	School Maintenance Grant
Other State CHAMPAIGN CUSD 4	50.0	50.0	100.0%	0.0	School Maintenance Grant
Other State COMMUNITY UNIT SCH DIST 7	50.0	50.0	100.0%	0.0	School Maintenance Grant
Other State GIBSON-MELVIN-SIBLEY CUSD 5	50.0	50.0	100.0%	0.0	School Maintenance Grant
Other State COUNTY OF CHRISTIAN TAYLORVILLE	50.0	50.0	100.0%	0.0	School Maintenance Grant
Other State HILLSBORO CUSD 3	50.0	50.0	100.0%	0.0	School Maintenance Grant
Other State MARTINSVILLE CUSD 3C	50.0	50.0	100.0%	0.0	School Maintenance Grant
Other State COMMUNITY UNIT SCHOOL DIST NO 6	50.0	50.0	100.0%	0.0	School Maintenance Grant
Other State CARLYLE CUSD 1	50.0	50.0	100.0%	0.0	School Maintenance Grant
Other State BREESE ELEMENTARY DIST 12	50.0	50.0	100.0%	0.0	School Maintenance Grant
Other State SYCAMORE CUSD 427	50.0	50.0	100.0%	0.0	School Maintenance Grant
Other State HINCKLEY BIG ROCK CUSD 429	50.0	50.0	100.0%	0.0	School Maintenance Grant
Other State TRI- POINT CUSD 6-J	50.0	50.0	100.0%	0.0	School Maintenance Grant
Other State PONTIAC TWP HSD 90	50.0	50.0	100.0%	0.0	School Maintenance Grant
Other State	50.0	50.0	100.0%	0.0	

	<u>Funded Amount</u>	<u>Expended Year to Date</u>	<u>% Spent Year to Date</u>	<u>May Expenditures</u>	<u>Description</u>
COUNTY OF DUPAGE SCHOOL DIST 4					School Maintenance Grant
Other State	50.0	50.0	100.0%	0.0	
ITASCA PUBLIC SCHOOLS DIST 10					School Maintenance Grant
Other State	50.0	50.0	100.0%	0.0	
DOWNERS GROVE GSD 58					School Maintenance Grant
Other State	50.0	50.0	100.0%	0.0	
COUNTY OF DUPAGE					School Maintenance Grant
Other State	50.0	50.0	100.0%	0.0	
FENTON CHSD 100					School Maintenance Grant
Other State	50.0	50.0	100.0%	0.0	
COMMUNITY UNIT SCHOOL DIST 200					School Maintenance Grant
Other State	50.0	50.0	100.0%	0.0	
NORRIS CITY-OMAHA-ENFIELD CU 3					School Maintenance Grant
Other State	50.0	50.0	100.0%	0.0	
EWING NORTHERN CCSD 115					School Maintenance Grant
Other State	50.0	50.0	100.0%	0.0	
MARION CUSD 2					School Maintenance Grant
Other State	50.0	50.0	100.0%	0.0	
LEWISTOWN SCHOOL DISTRICT 97					School Maintenance Grant
Other State	50.0	50.0	100.0%	0.0	
GARDNER S WILMINGTON THSD 73					School Maintenance Grant
Other State	50.0	50.0	100.0%	0.0	
NEWARK CCSD 66					School Maintenance Grant
Other State	50.0	50.0	100.0%	0.0	
COUNTY OF JEFFERSON SD 82					School Maintenance Grant
Other State	50.0	50.0	100.0%	0.0	
WEST CENTRAL CUSD 235					School Maintenance Grant
Other State	50.0	50.0	100.0%	0.0	
PRINCETON TWP HSD 500					School Maintenance Grant
Other State	50.0	50.0	100.0%	0.0	
CAMBRIDGE CUSD 227					School Maintenance Grant
Other State	50.0	50.0	100.0%	0.0	
WETHERSFIELD CUSD 230					School Maintenance Grant
Other State	50.0	50.0	100.0%	0.0	
BRADFORD CUSD 1					School Maintenance Grant
Other State	50.0	50.0	100.0%	0.0	
GOREVILLE CUD 1					School Maintenance Grant
Other State	50.0	50.0	100.0%	0.0	
AVOCA SCHOOL DIST 37					School Maintenance Grant
Other State	50.0	50.0	100.0%	0.0	
RHODES SD 84-5					School Maintenance Grant
Other State	50.0	50.0	100.0%	0.0	
HILLSIDE SD 93					School Maintenance Grant
Other State	50.0	50.0	100.0%	0.0	
COOK COUNTY SCHOOL DIST 151					School Maintenance Grant
Other State	50.0	50.0	100.0%	0.0	
SUNNYBROOK SCHOOL DIST 171					School Maintenance Grant
Other State	50.0	50.0	100.0%	0.0	
ARTHUR CUSD 305					School Maintenance Grant

	<u>Funded</u>	<u>Expended</u>	<u>% Spent</u>	<u>May</u>	<u>Description</u>
	<u>Amount</u>	<u>Year to</u>	<u>Year to</u>	<u>Expenditures</u>	
		<u>Date</u>	<u>Date</u>		
Other State	50.0	50.0	100.0%	0.0	
STEWARDSON-STRASBURG CUD 5A					School Maintenance Grant
Other State	50.0	50.0	100.0%	0.0	
SHELBYVILLE CUSD 4					School Maintenance Grant
Other State	50.0	50.0	100.0%	0.0	
CLAY CITY CUSD 10					School Maintenance Grant
Other State	50.0	50.0	100.0%	0.0	
JASPER COUNTY CUD 1					School Maintenance Grant
Other State	50.0	50.0	100.0%	0.0	
ASHLEY CCSD 15					School Maintenance Grant
Other State	50.0	50.0	100.0%	0.0	
NASHVILLE CHSD 99					School Maintenance Grant
Other State	50.0	50.0	100.0%	0.0	
MCLEAN COUNTY UD 5					School Maintenance Grant
Other State	50.0	50.0	100.0%	0.0	
HARDIN CNTY CUD 1					School Maintenance Grant
Other State	50.0	50.0	100.0%	0.0	
HARRISBURG CUSD 3					School Maintenance Grant
Other State	50.0	50.0	100.0%	0.0	
ELDORADO CUSD 4					School Maintenance Grant
Other State	50.0	50.0	100.0%	0.0	
HERRIN CUSD 4					School Maintenance Grant
Other State	50.0	50.0	100.0%	0.0	
WALTONVILLE CUSD 1					School Maintenance Grant
Other State	50.0	50.0	100.0%	0.0	
STARK COUNTY CUSD 100					School Maintenance Grant
Other State	50.0	50.0	100.0%	0.0	
GIANT CITY CCSD 130					School Maintenance Grant
Other State	50.0	50.0	100.0%	0.0	
CARBONDALE CHSD 165					School Maintenance Grant
Other State	50.0	50.0	100.0%	0.0	
ELVERADO CUSD 196					School Maintenance Grant
Other State	50.0	50.0	100.0%	0.0	
DU QUOIN COMMUNITY UNIT SCHOOL					School Maintenance Grant
Other State	50.0	50.0	100.0%	0.0	
KANELAND CUSD 302					School Maintenance Grant
Other State	50.0	50.0	100.0%	0.0	
GENEVA CUSD 304					School Maintenance Grant
Other State	50.0	50.0	100.0%	0.0	
CENTRAL CUSD 4					School Maintenance Grant
Other State	50.0	50.0	100.0%	0.0	
IROQUOIS WEST CUSD 10					School Maintenance Grant
Other State	50.0	50.0	100.0%	0.0	
GALESBURG CUSD 205					School Maintenance Grant
Other State	50.0	50.0	100.0%	0.0	
EMMONS SD 33					School Maintenance Grant
Other State	50.0	50.0	100.0%	0.0	
ANTIOCH CCSD 34					School Maintenance Grant
Other State	50.0	50.0	100.0%	0.0	

	<u>Funded Amount</u>	<u>Expended Year to Date</u>	<u>% Spent Year to Date</u>	<u>May Expenditures</u>	<u>Description</u>
COMMUNITY UNIT SCHOOL DIST 60					School Maintenance Grant
Other State	50.0	50.0	100.0%	0.0	
LINCOLN ESD 27					School Maintenance Grant
Other State	50.0	50.0	100.0%	0.0	
COUNTY OF ST CLAIR SD 130					School Maintenance Grant
Other State	50.0	50.0	100.0%	0.0	
SCHOOL DISTRICT NO 85					School Maintenance Grant
Other State	50.0	50.0	100.0%	0.0	
DANVILLE CCSD 118					School Maintenance Grant
Other State	50.0	50.0	100.0%	0.0	
FRANKFORT CCSD 157C					School Maintenance Grant
Other State	50.0	50.0	100.0%	0.0	
RIVER GROVE SD 85-5					School Maintenance Grant
Other State	50.0	50.0	100.0%	0.0	
LYONS SD 103					School Maintenance Grant
Other State	50.0	50.0	100.0%	0.0	
NAUVOO-COLUSA CUSD 325					School Maintenance Grant
Other State	50.0	50.0	100.0%	0.0	
COMMUNITY UNIT SCHOOL DIST 300					School Maintenance Grant
Other State	50.0	50.0	100.0%	0.0	
CENTRAL CUSD 301					School Maintenance Grant
Other State	50.0	50.0	100.0%	0.0	
MOMENCE COMM UNIT SCH DIST 1					School Maintenance Grant
Other State	50.0	50.0	100.0%	0.0	
HERSCHER CUSD 2					School Maintenance Grant
Other State	50.0	50.0	100.0%	0.0	
KANKAKEE SD 111					School Maintenance Grant
Other State	50.0	50.0	100.0%	0.0	
ZION ESD 6					School Maintenance Grant
Other State	50.0	50.0	100.0%	0.0	
FOX LAKE GSD 114					School Maintenance Grant
Other State	50.0	50.0	100.0%	0.0	
WAUCONDA CUSD 118					School Maintenance Grant
Other State	50.0	50.0	100.0%	0.0	
CONSOLIDATED HS DIST 120					School Maintenance Grant
Other State	50.0	50.0	100.0%	0.0	
COMMUNITY HIGH SCH DIST 128					School Maintenance Grant
Other State	50.0	50.0	100.0%	0.0	
NORTH CHICAGO SD 187					School Maintenance Grant
Other State	50.0	50.0	100.0%	0.0	
STREATOR TWP HSD 40					School Maintenance Grant
Other State	50.0	50.0	100.0%	0.0	
STREATOR ELEMENTARY SD 44					School Maintenance Grant
Other State	50.0	50.0	100.0%	0.0	
ALLEN TWSP COMM CONS DIST 65					School Maintenance Grant
Other State	50.0	50.0	100.0%	0.0	
OGLESBY ESD 125					School Maintenance Grant
Other State	50.0	50.0	100.0%	0.0	
OTTAWA THSD 140					School Maintenance Grant

	<u>Funded Amount</u>	<u>Expended Year to Date</u>	<u>% Spent Year to Date</u>	<u>May Expenditures</u>	<u>Description</u>
Other State OTTAWA ESD 141	50.0	50.0	100.0%	0.0	School Maintenance Grant
Other State SENECA TWP HSD 160	50.0	50.0	100.0%	0.0	School Maintenance Grant
Other State SENECA CCSD 170	50.0	50.0	100.0%	0.0	School Maintenance Grant
Other State COUNTY OF LASALLE SD 280	50.0	50.0	100.0%	0.0	School Maintenance Grant
Other State MOUNT PULASKI CUD 23	50.0	50.0	100.0%	0.0	School Maintenance Grant
Other State MIDWEST CENTRAL CUD 191	50.0	50.0	100.0%	0.0	School Maintenance Grant
Other State WARRENSBURG-LATHAM CUSD 11	50.0	50.0	100.0%	0.0	School Maintenance Grant
Other State DELAND-WELDON CUSD 57	50.0	50.0	100.0%	0.0	School Maintenance Grant
Other State MT OLIVE CUSD 5	50.0	50.0	100.0%	0.0	School Maintenance Grant
Other State STAUNTON CUSD 6	50.0	50.0	100.0%	0.0	School Maintenance Grant
Other State GILLESPIE CUSD 7	50.0	50.0	100.0%	0.0	School Maintenance Grant
Other State SOUTHWESTERN CUSD 9	50.0	50.0	100.0%	0.0	School Maintenance Grant
Other State TRIAD CUSD 2	50.0	50.0	100.0%	0.0	School Maintenance Grant
Other State HIGHLAND CUSD 5	50.0	50.0	100.0%	0.0	School Maintenance Grant
Other State CARY CCSD 26	50.0	50.0	100.0%	0.0	School Maintenance Grant
Other State COMMUNITY HIGH SCHOOL DIST 155	50.0	50.0	100.0%	0.0	School Maintenance Grant
Other State MCHENRY CHSD 156	50.0	50.0	100.0%	0.0	School Maintenance Grant
Other State COLUMBIA CUSD 4	50.0	50.0	100.0%	0.0	School Maintenance Grant
Other State RED BUD CUSD 132	50.0	50.0	100.0%	0.0	School Maintenance Grant
Other State TRIOPIA CUSD 27	50.0	50.0	100.0%	0.0	School Maintenance Grant
Other State JACKSONVILLE SD 117	50.0	50.0	100.0%	0.0	School Maintenance Grant
Other State COMMUNITY UNIT SCHOOL DISTRICT 1	50.0	50.0	100.0%	0.0	School Maintenance Grant
Other State DIXON CUSD 170	50.0	50.0	100.0%	0.0	School Maintenance Grant
Other State KINGS CSD 144	50.0	50.0	100.0%	0.0	School Maintenance Grant
Other State	50.0	50.0	100.0%	0.0	

	<u>Funded Amount</u>	<u>Expended Year to Date</u>	<u>% Spent Year to Date</u>	<u>May Expenditures</u>	<u>Description</u>
OREGON CUSD 220					School Maintenance Grant
Other State	50.0	50.0	100.0%	0.0	
MOLINE USD 40					School Maintenance Grant
Other State	50.0	50.0	100.0%	0.0	
ROCK ISLAND SD 41					School Maintenance Grant
Other State	50.0	50.0	100.0%	0.0	
OFALLON COMM CONS 90					School Maintenance Grant
Other State	50.0	50.0	100.0%	0.0	
PONTIAC-W HOLLIDAY SD 105					School Maintenance Grant
Other State	50.0	50.0	100.0%	0.0	
WOLF BRANCH SD 113					School Maintenance Grant
Other State	50.0	50.0	100.0%	0.0	
BELLEVILLE SD 118					School Maintenance Grant
Other State	50.0	50.0	100.0%	0.0	
BOARD OF EDUCATION SD 189					School Maintenance Grant
Other State	50.0	50.0	100.0%	0.0	
OFALLON TWP HSD 203					School Maintenance Grant
Other State	50.0	50.0	100.0%	0.0	
BALL CHATHAM CUSD 5					School Maintenance Grant
Other State	50.0	50.0	100.0%	0.0	
AUBURN CUSD 10					School Maintenance Grant
Other State	50.0	50.0	100.0%	0.0	
WILLIAMSVILLE CUSD 15					School Maintenance Grant
Other State	50.0	50.0	100.0%	0.0	
SPRINGFIELD SD 186					School Maintenance Grant
Other State	50.0	50.0	100.0%	0.0	
PEKIN CHSD 303					School Maintenance Grant
Other State	50.0	50.0	100.0%	0.0	
WASHINGTON CHSD 308					School Maintenance Grant
Other State	50.0	50.0	100.0%	0.0	
COUNTY OF TAZEWELL SD 309					School Maintenance Grant
Other State	50.0	50.0	100.0%	0.0	
MORTON CUSD 709					School Maintenance Grant
Other State	50.0	50.0	100.0%	0.0	
WHITESIDE COUNTY SCHL DIST 301					School Maintenance Grant
Other State	50.0	50.0	100.0%	0.0	
COUNTY OF WILL SCHOOL DIST 88					School Maintenance Grant
Other State	50.0	50.0	100.0%	0.0	
LOCKPORT SD 91					School Maintenance Grant
Other State	50.0	50.0	100.0%	0.0	
MANHATTAN SD 114					School Maintenance Grant
Other State	50.0	50.0	100.0%	0.0	
MOKENA SD 159					School Maintenance Grant
Other State	50.0	50.0	100.0%	0.0	
CRETE-MONEE SD 201-U					School Maintenance Grant
Other State	50.0	50.0	100.0%	0.0	
VALLEY VIEW CUSD 365U					School Maintenance Grant
Other State	50.0	50.0	100.0%	0.0	
COUNTY OF JACKSON					School Maintenance Grant

	<u>Funded Amount</u>	<u>Expended Year to Date</u>	<u>% Spent Year to Date</u>	<u>May Expenditures</u>	<u>Description</u>
Other State	50.0	50.0	100.0%	0.0	
MERIDIAN CUSD 15					School Maintenance Grant
Other State	50.0	50.0	100.0%	0.0	
MONTICELLO CU 25					School Maintenance Grant
Other State	50.0	50.0	100.0%	0.0	
COUNTY OF WOODFORD-EUREKA					School Maintenance Grant
Other State	50.0	50.0	100.0%	0.0	
HARVARD CUSD 50					School Maintenance Grant
Other State	50.0	50.0	100.0%	0.0	
COUNTY OF ST CLAIR					School Maintenance Grant
Other State	50.0	50.0	100.0%	0.0	
SIGNAL HILL SD 181					School Maintenance Grant
Other State	50.0	50.0	100.0%	0.0	
ROSSVILLE-ALVIN CSD 7					School Maintenance Grant
Other State	50.0	50.0	100.0%	0.0	

Grants Breakdown:

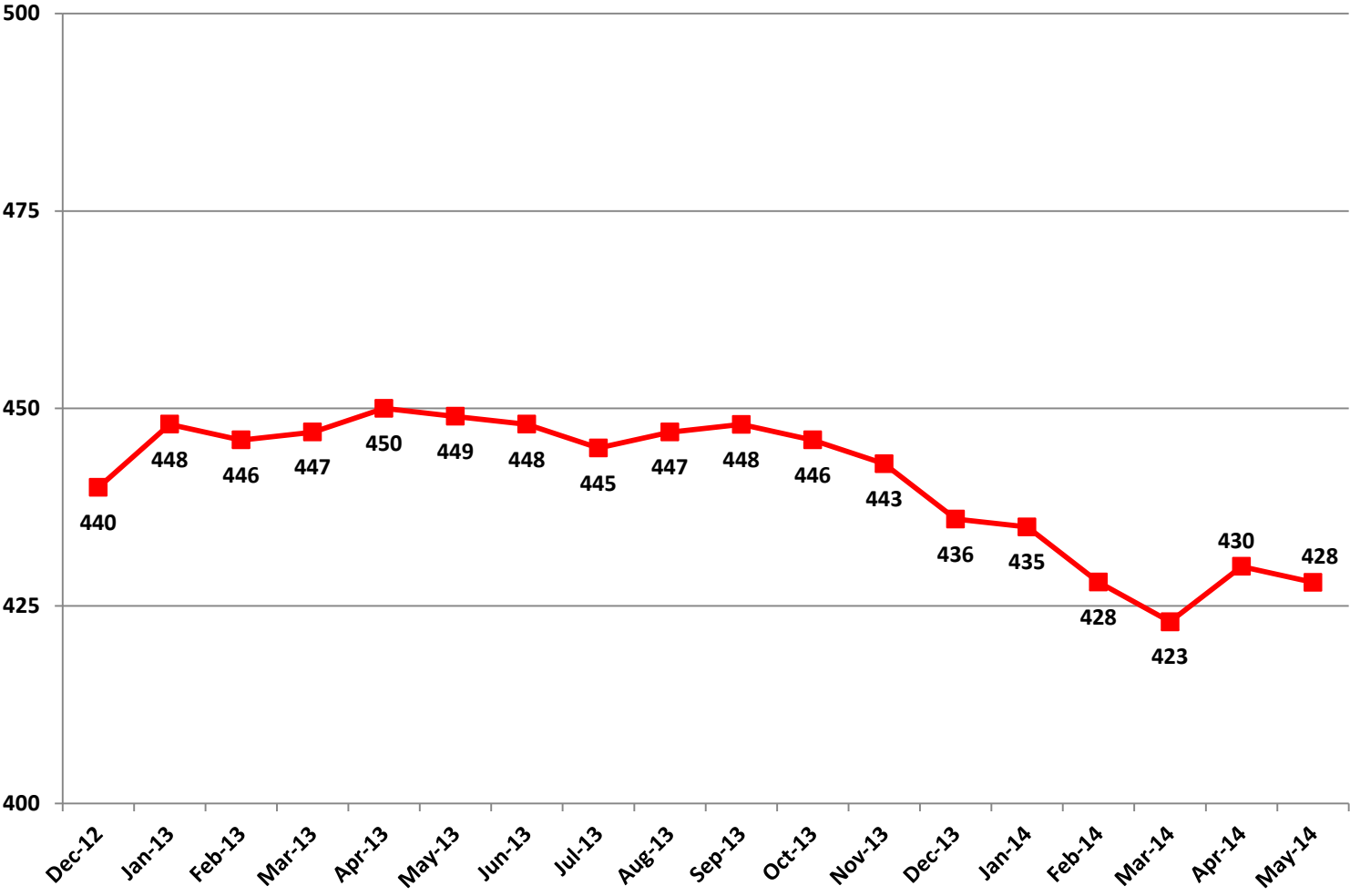
General State Aid	4,442,198.3	4,040,704.0	91.0%	399,838.9	Formula
Title I - Low Income	930,000.0	502,546.6	54.0%	16,486.1	Formula
Child Nutrition	725,000.0	600,261.0	82.8%	67,678.3	Formula - Reimbursement
IDEA	700,000.0	360,188.5	51.5%	33,260.1	Formula
Transportation Spec Ed	440,500.0	324,812.1	73.7%	39,373.1	Formula
Spec Ed Personnel	440,200.0	350,769.4	79.7%	0.0	Formula
Spec Ed Extraordinary	303,091.7	249,444.5	82.3%	0.0	Mandated Categorical-Supplemental
Early Childhood Block	296,462.4	266,231.3	89.8%	25,219.8	Block grant for Pre-K, parent training and prevention initiative
Spec Ed Private Facility Tuition	218,947.7	190,703.5	87.1%	0.0	Formula
Transportation Reg/Voc	205,808.9	156,363.4	76.0%	0.0	Formula
Title II - Teacher Quality	157,000.0	76,860.5	49.0%	1,646.3	Formula
Spec Ed Orphanage	105,000.0	65,053.4	62.0%	0.0	Formula
Title IV - 21st Century	74,000.0	36,272.1	49.0%	2,745.8	Competitive
Title I - Low Income - ARRA	73,400.0	25,849.4	35.2%	1,789.2	Formula - Federal Stimulus
Bilingual Education	61,381.2	32,975.8	53.7%	0.0	Mandated Categorical
Voc Ed - Federal	55,000.0	29,379.8	53.4%	2,234.6	Formula and Competitive - to improve student academic and career skills
Title III - English Language Acq	45,250.0	18,163.4	40.1%	427.2	Grant
Vocational Education - State	38,062.1	35,274.6	92.7%	2,165.0	Formula
IDEA Preschool	25,000.0	11,793.3	47.2%	1,117.1	Formula - special education, 3-5 year-olds
Emergency Financial Assistance	16,140.0	1,183.1	7.3%	0.0	Formula and loans to school districts
Race to the Top	15,672.0	5,197.2	33.2%	5.3	Grants to LEA's
Driver Education	15,000.0	11,250.0	75.0%	0.0	Reimbursement
State Free Lunch and Breakfast	14,300.0	12,783.8	89.4%	689.8	Mandated Categorical - Reimbursement
Title II Math/Science Partnerships	14,000.0	2,378.2	17.0%	34.7	Formula
ROE Salaries	12,400.0	10,407.5	83.9%	943.1	Salaries for ROE's
Orphanage Tuition	12,000.0	7,104.0	59.2%	0.0	Reimbursement to school districts for children residing in orphanages
Truant/Dropout/Optional Education	11,500.0	10,144.5	88.2%	0.0	Competitive - at-risk students/dropout prevention
Spec Ed Summer School	10,100.0	10,100.0	100.0%	0.0	Formula - Special ed students enrolled in summer sessions
Charter Schools - Federal	9,000.0	0.0	0.0%	0.0	Competitive
Alternative Ed/Reg Safe Schools	6,300.0	5,718.5	90.8%	390.6	Formula

	<u>Funded</u>	<u>Expended</u>	<u>% Spent</u>	<u>May</u>	<u>Description</u>
	<u>Amount</u>	<u>Year to</u>	<u>Year to</u>	<u>Expenditures</u>	
		<u>Date</u>	<u>Date</u>		
McKinney Homeless Ed	5,000.0	1,367.9	27.4%	208.5	Competitive grants to school districts
Congressional Earmarks	5,000.0	0.0	0.0%	0.0	Grants
School Tech. Rev. Loan	5,000.0	3,514.6	70.3%	0.0	Loans to schools to implement technology
IDEA Improvement Part D	4,350.0	1,296.5	29.8%	130.0	Reimbursement
Philip Rock Center	3,577.8	3,577.8	100.0%	300.0	Targeted Initiative
East St. Louis Sch Dist 189	3,000.0	3,000.0	100.0%	0.0	Grant to East St. Louis Sch Dist 189
Advanced Placement Fee	3,000.0	2,191.7	73.1%	0.0	Fee reimbursement for Adv Placement Exam and Int'l Baccalaureate exam
Reorg Incentive Feasibility Stdy	2,500.0	2,500.0	100.0%	0.0	Grants
ROE Bus Driver Training	2,295.0	2,134.4	93.0%	165.7	ROE Bus Driver Training
After School Matters	2,000.0	1,900.0	95.0%	300.0	Grant to After School Matters
Title VI-Flex. & Acct Rural Education	2,000.0	682.9	34.1%	75.2	Grants to school districts
Agriculture Education	1,800.0	1,741.6	96.8%	28.8	Grants to school districts
Mat'ls for the Visually Impaired	1,421.1	1,270.0	89.4%	150.0	Targeted Init. - with The Chicago Lighthouse for People who are Blind or Visually Impaired
Temporary Relocation	1,400.0	398.8	28.5%	0.0	Formula grants for school emergency relocation
Technology for Success -State	1,257.6	1,172.9	93.3%	112.8	Grants
Lowest Performing Schools	1,002.8	182.8	18.2%	60.8	Grants to lowest performing schools
Nat'l Board Certification	1,000.0	204.5	20.5%	106.5	Grants
IL Coalition IM/RF Parent Mentor	1,000.0	1,000.0	100.0%	0.0	Grant to the Illions Coalition Immigrant and Refugee Rights Parent Mentor Program
Teach America	1,000.0	1,000.0	100.0%	0.0	Grant to Teach for America-Chicago
Recording - Blind and Dyslexic	816.6	816.6	100.0%	0.0	Grant to increase achievement of students with visual impairments
Early Learning Challenge	612.0	237.9	38.9%	0.0	Grant
Advanced Placement Classes/State	500.0	417.0	83.4%	42.1	Grants
Indirect Grants	500.0	0.0	100.0%	0.0	Grants to school districts
Deaf/Blind	500.0	222.9	44.6%	0.0	Grant to Philip J. Rock Center
Children's Mental Health Partner	300.0	0.0	0.0%	0.0	Grants
Tax Equivalent Grants	222.6	222.6	100.0%	0	Grants
After School Rescue Fund	200.0	0	0.0%	0	Grants to Schools for After School Programs
Monsanto Grant to EDL#189	165.0	165	0.0%	8	Grant to East St. Louis Sch Dist 189
Autism Training & Tech Assist.	100.0	100	100.0%	10	Grants to the IL Autism Training & Tech Assistance Program
Longitudinal Data System - DOE	58.0	0	0.0%	0	Grants
Charter Schools-Rev Loan Fund	20.0	0	0.0%	0	Other/Repayment of loans

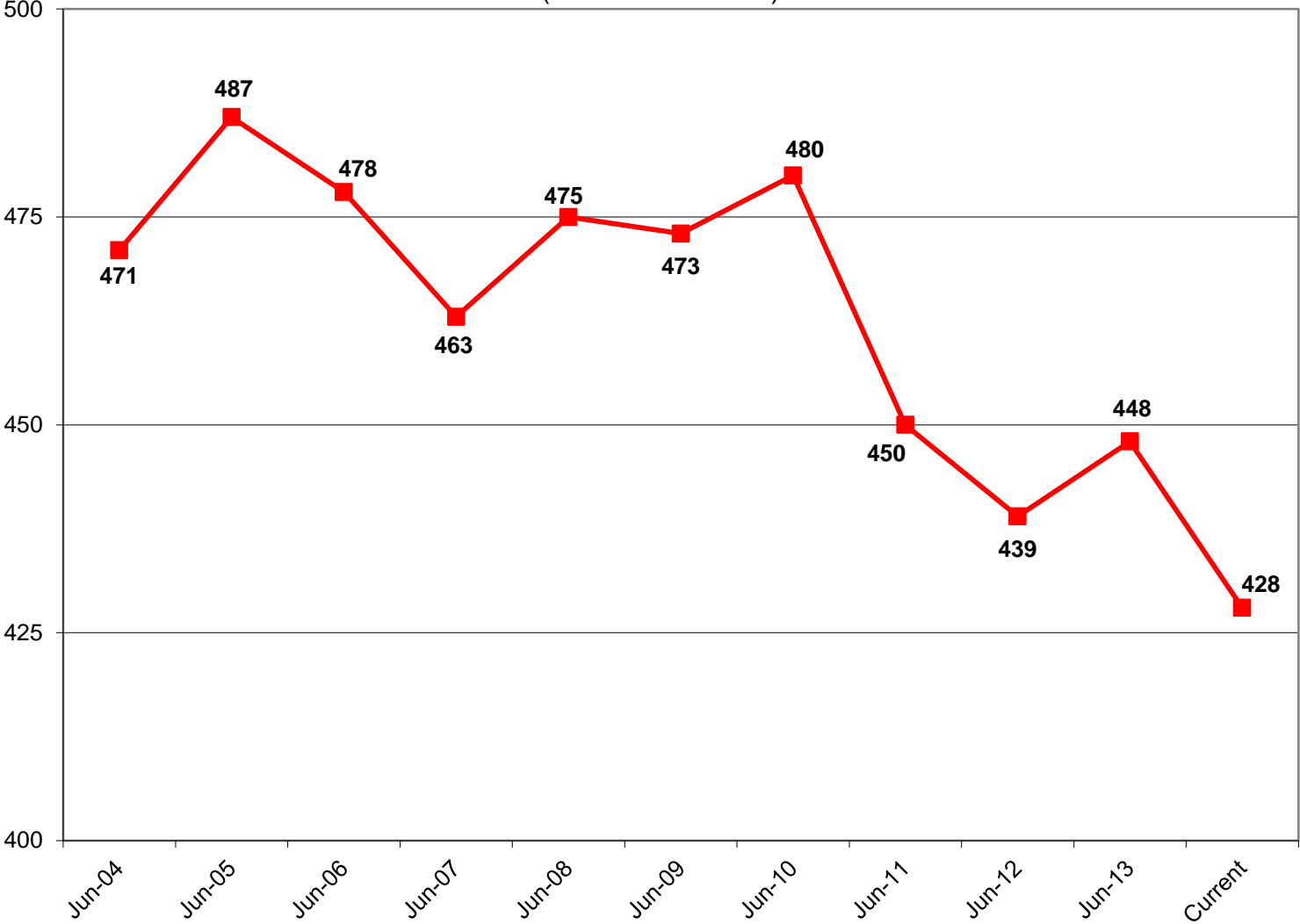
ILLINOIS STATE BOARD OF EDUCATION
Comparative Statement of Expenditures to Date (May 31, 2014)
Fiscal Years 2014 and 2013

	FY14				FY13			
	Appropriation Amount	Expenditures to Date (Direct)	Federal Indirect Cost Recovery Expenditures	Percentage to Date	Appropriation Amount	Expenditures to Date (Direct)	Federal Indirect Cost Recovery Expenditures	Percentage to Date
<u>All Funds</u>								
Personal Services and Related Expenditures	\$ 50,034,555	\$ 31,087,412	\$ 1,554,255	65.24%	\$ 49,318,140	\$ 32,003,873	\$ 1,305,040	64.89%
Contractual Services	33,363,710	11,468,842	838,210	36.89%	32,001,924	10,239,602	476,424	32.00%
Travel	2,232,303	840,854	35,983	39.28%	2,237,719	862,442	41,469	38.54%
Commodities	498,928	87,778	17,628	21.13%	537,511	116,160	56,211	21.61%
Printing	564,475	36,211	1,775	6.73%	592,564	45,245	29,864	7.64%
Equipment	1,171,086	52,286	38,886	7.79%	1,215,256	193,268	83,056	15.90%
Telecommunications	910,280	376,312	1,280	41.48%	1,023,469	251,836	114,469	24.61%
Operation of Automotive Equipment	23,800	14,863	-	62.45%	23,800	18,015	-	75.69%
Lump Sums	108,647,486	42,479,051	-	39.10%	75,428,969	38,314,640	-	50.80%
Sub-total	197,446,622	86,443,609	2,488,016	45.04%	162,379,352	82,045,081	2,106,533	50.53%
Awards and Grants	9,598,858,164	7,492,606,142	-	78.06%	9,431,543,783	7,265,780,213	-	77.04%
Construction Grants	67,285,147	47,045,304	-	69.92%	84,125,824	16,793,178	-	0.00%
Total All Funds	\$ 9,863,589,933	\$ 7,626,095,056	\$ 2,488,016	77.34%	\$ 9,678,048,959	\$ 7,364,618,472	\$ 2,106,533	76.10%
<u>General Revenue Fund</u>								
Personal Services and Related Expenditures	\$ 16,272,600	\$ 14,390,132	\$ -	88.43%	\$ 16,745,700	\$ 15,057,118	\$ -	89.92%
Contractual Services	6,000,000	4,008,567	-	66.81%	6,000,000	4,172,959	-	69.55%
Travel	166,320	169,850	-	102.12%	166,250	174,809	-	105.15%
Commodities	71,300	46,090	-	64.64%	71,300	31,096	-	43.61%
Printing	64,700	22,471	-	34.73%	64,700	11,465	-	17.72%
Equipment	132,200	29,367	-	22.21%	132,200	48,661	-	36.81%
Telecommunications	450,000	376,312	-	83.62%	450,000	251,836	-	55.96%
Operation of Automotive Equipment	23,800	14,863	-	62.45%	23,800	18,015	-	75.69%
Lump Sums	28,176,302	22,870,935	-	81.17%	30,246,302	25,862,035	-	85.50%
Sub-total	51,357,222	41,928,586	-	81.64%	53,900,252	45,627,994	-	84.65%
Awards and Grants	2,193,424,904	1,742,720,459	-	79.45%	2,200,146,283	1,740,399,715	-	79.10%
Total General Revenue Fund	\$ 2,244,782,126	\$ 1,784,649,045	\$ -	79.50%	\$ 2,254,046,535	\$ 1,786,027,709	\$ -	79.24%
<u>Other State Funds</u>								
Lump Sums	\$ 24,178,900	\$ 5,576,349	\$ -	23.06%	\$ 23,508,900	\$ 3,824,644	\$ -	16.27%
Sub-total	24,178,900	5,576,349	-	23.06%	23,508,900	3,824,644	-	16.27%
Awards and Grants	4,519,933,260	4,070,072,364	-	90.05%	4,348,697,500	3,928,304,799	-	90.33%
Construction Grants	67,285,147	47,045,304	-	0.00%	84,125,824	16,793,178	-	0.00%
Total Other State Funds	\$ 4,611,397,307	\$ 4,122,694,017	\$ -	89.40%	\$ 4,456,332,224	\$ 3,948,922,621	\$ -	88.61%
<u>Federal Funds</u>								
Personal Services and Related Expenditures	\$ 32,207,700	\$ 16,697,281	\$ -	51.84%	\$ 31,267,400	\$ 16,946,755	\$ -	54.20%
Contractual Services	26,525,500	7,460,275	-	28.12%	25,525,500	6,066,643	-	23.77%
Travel	2,030,000	671,004	-	33.05%	2,030,000	687,633	-	33.87%
Commodities	410,000	41,688	-	10.17%	410,000	85,064	-	20.75%
Printing	498,000	13,740	-	2.76%	498,000	33,780	-	6.78%
Equipment	1,000,000	22,919	-	2.29%	1,000,000	144,607	-	14.46%
Telecommunications	459,000	-	-	0.00%	459,000	-	-	0.00%
Lump Sums	58,780,300	16,519,784	-	28.10%	23,780,300	10,734,494	-	45.14%
Sub-total	121,910,500	41,426,690	-	33.98%	84,970,200	34,698,976	-	40.84%
Awards and Grants	2,885,500,000	1,679,813,319	-	58.22%	2,882,700,000	1,597,075,699	-	55.40%
Total Federal Funds	\$ 3,007,410,500	\$ 1,721,240,009	\$ -	57.23%	\$ 2,967,670,200	\$ 1,631,774,675	\$ -	54.99%

**ILLINOIS STATE BOARD OF EDUCATION
18-MONTH HEADCOUNT HISTORY
(AS OF MAY 2014)**



**ILLINOIS STATE BOARD OF EDUCATION
10-yr HEADCOUNT HISTORY
(AS OF MAY 2014)**



**ILLINOIS STATE BOARD OF EDUCATION
AGENCY STAFF DETAIL AS OF MAY 2014**

	Mgmt.	Prof.	Support	GRF	Non-GRF	Total
STATE SUPERINTENDENT						
State Superintendent's Office	<u>1</u>	<u>2</u>	<u>0</u>	<u>3</u>	<u>0</u>	<u>3</u>
Sub-Total	1	2	0	3	0	3
GENERAL COUNSEL						
Legal	4	15	2	19	2	21
Governmental Relations	<u>0</u>	<u>2</u>	<u>0</u>	<u>2</u>	<u>0</u>	<u>2</u>
Sub-Total	4	17	2	21	2	23
DEPUTY SUPERINTENDENT/ DIRECTOR OF PUBLIC INFORMATION						
Center Administration	1	0	1	2	0	2
Board Services	0	1	0	1	0	1
Public Information	<u>1</u>	<u>5</u>	<u>1</u>	<u>7</u>	<u>0</u>	<u>7</u>
Sub-Total	2	6	2	10	0	10
INTERNAL AUDIT						
Center Administration	1	5	1	7	0	7
Federal and State Monitoring	<u>2</u>	<u>15</u>	<u>1</u>	<u>18</u>	<u>0</u>	<u>18</u>
Sub-Total	3	20	2	25	0	25
DEPUTY SUPERINTENDENT/ CHIEF EDUCATION OFFICER						
Center Administration	<u>3</u>	<u>0</u>	<u>2</u>	<u>4</u>	<u>1</u>	<u>5</u>
Sub-Total	3	0	2	4	1	5
INNOVATION AND IMPROVEMENT						
Center Administration	1	0	2	3	0	3
College and Career Readiness	1	12	2	7	8	15
Title Grant Administration	1	13	3	2	15	17
System of Support & District Intervention	<u>1</u>	<u>4</u>	<u>0</u>	<u>0</u>	<u>5</u>	<u>5</u>
Sub-Total	4	29	7	12	28	40
SPECIALIZED INSTRUCTION, NUTRITION & WELLNESS						
Center Administration	1	0	1	0	2	2
Special Education Services	3	41	7	1	50	51
Nutrition and Wellness Programs	<u>1</u>	<u>32</u>	<u>3</u>	<u>4</u>	<u>32</u>	<u>36</u>
Sub-Total	5	73	11	5	84	89
LANGUAGE & EARLY CHILDHOOD DEVELOPMENT						
Center Administration	1	0	1	2	0	2
Early Childhood	1	8	2	5	6	11
English Language Learning	<u>1</u>	<u>8</u>	<u>1</u>	<u>3</u>	<u>7</u>	<u>10</u>
Sub-Total	3	16	4	10	13	23
DIRECTOR OF ASSESSMENTS						
Assessment	<u>2</u>	<u>11</u>	<u>2</u>	<u>14</u>	<u>1</u>	<u>15</u>
Sub-Total	2	11	2	14	1	15
TEACHER AND LEADER EFFECTIVENESS						
Center Administration	1	0	1	2	0	2
Educator Licensure	1	13	6	0	20	20
Preparation and Evaluation	<u>0</u>	<u>4</u>	<u>1</u>	<u>5</u>	<u>0</u>	<u>5</u>
Sub-Total	2	17	8	7	20	27

	Mgmt.	Prof.	Support	GRF	Non-GRF	Total
CHIEF OPERATING OFFICER						
Center Administration	1	0	1	2	0	2
Human Resources	2	5	6	13	0	13
Facility Management	1	3	11	15	0	15
Information Technology	<u>5</u>	<u>46</u>	<u>3</u>	<u>51</u>	<u>3</u>	<u>54</u>
Sub-Total	9	54	21	81	3	84
CHIEF PERFORMANCE OFFICER						
Center Administration	2	5	1	7	1	8
Data Analysis and Accountability	<u>2</u>	<u>7</u>	<u>1</u>	<u>5</u>	<u>5</u>	<u>10</u>
Sub-Total	4	12	2	12	6	18
CHIEF FINANCIAL OFFICER						
Center Administration	1	1	1	3	0	3
Budget & Financial Management	1	2	0	3	0	3
Fiscal & Procurement Services	1	11	3	15	0	15
Funding and Disbursements	2	18	7	18	9	27
School Business Services	<u>2</u>	<u>13</u>	<u>3</u>	<u>14</u>	<u>4</u>	<u>18</u>
Sub-Total	7	45	14	53	13	66
GRAND TOTAL, ALL CENTERS	49	302	77	257	171	428
	11%	71%	18%	60%	40%	100%

Illinois State Board of Education
Contract Awards
May 1, 2014 through May 31, 2014

Vendor	Illinois Procurement Bulletin Award Notice Date
Ashbaugh & Associates	5/1/2014
Lead IT Corp.	5/1/2014
MSF&W	5/1/2014
MSF&W	5/1/2014
SEDL	5/1/2014
Mary Ann Anthony	5/1/2014
National Association of State Boards of Education	5/8/2014
Education Commission of the States	5/8/2014
The Council of Chief State School Officers	5/8/2014

UChicago Impact LLC	5/8/2014
Securance Consulting	5/9/2014
Susan Duron	5/9/2014
Paradigm Solutions	5/13/2014
Illinois Migrant Council	5/13/2014
Illinois Principals Association	5/16/2014
Consortium for Educational Change	5/16/2014

Type of Award	Term	Contract Term Amount
Contract Renewal Notice	7/1/14-6/30/15	\$ 320,712.00
Contract Renewal Notice	7/1/14-6/30/15	\$ 131,472.00
Contract Renewal Notice	7/1/14-6/30/15	\$ 166,332.00
Contract Renewal Notice	7/1/14-6/30/15	\$ 186,496.00
Contract Renewal Notice	7/1/14-6/30/15	\$ 599,236.00
Contract Renewal Notice	7/1/14-6/30/15	\$ 20,000.00
New Sole Source Membership	7/1/14-6/30/15	\$ 51,057.00
New Sole Source Membership	7/1/14-6/30/15	\$ 120,800.00
New Sole Source Membership	7/1/14-6/30/15	\$ 71,000.00

Contract Renewal Notice	7/1/14-6/30/15	\$ 350,000.00
Contract Award Notice	6/1/14-12/31/14	\$ 111,561.00
Contract Award Notice	6/1/14-06/30/15	\$ 38,050.00
Contract Renewal Notice	7/1/14-6/30/15	\$ 396,408.00
Contract Renewal Notice	9/1/14-8/31/15	\$ 590,000.00
Contract Award Notice	6/1/14-12/31/14	\$ 103,900.00
Contract Award Notice	6/1/14-12/31/14	\$ 549,876.00

Description
Time/materials contract for two programmer analysts to assist in developing new web-based system to integrate special education data
Time/materials contract for one programmer analyst to assist in developing new web-based system to integrate special education data
Time/materials contract for one programmer analyst to assist in developing new web-based system to integrate special education data
To provide a co-project manager to assist with the implementation of components of the Illinois Longitudinal Data System (ILDS) expansion project.
To provide technical assistance and professional development for the 21st Century Community Learning Centers (21st CCLC) Afterschool Program for the State and 21st CCLC grantees.
The contractors performs the work of assisting in reviewing, negotiating and approving ECBG e-grant applications and amendments for continuing programs in school districts, child care centers, faith-based organizations, park districts, regional offices of education and community-based organizations.
NASBE is the only National Organization giving voice and adding value to the nation's State Boards of Education. NASBE offers support and research into all aspects of Education for State Boards as well as State Education Agency's General Counsel and Board Assistant. This membership allows the Illinois State Board of Education to make informed decisions with complete and current information.
Provides for ISBE's membership with ECS. ECS conducts policy research and analysis; convenes state, regional and national policy conferences; "connects the dots" across the policy landscape; promotes networks and partnerships; and provide information, news and customized state technical assistance.
The Council of Chief State School Officers (CCSSO) is a nationwide, nonpartisan, and nonprofit membership organization. Membership is open to the top education leaders from every state in the nation. Part of the membership includes access to the Education Information Management Advisory Consortium (EIMAC) which is CCSSO's network of state education agency (SEA) officials tasked with data collection and reporting; information system management and design; and assessment coordination.

To administer a statewide survey of learning conditions as required by Section 2-3.153 of the School Code [105 ILCS 5/2-3.153]. Pursuant to Section 24A-20(a)(6) of the School Code [105 ILCS 5/24A-20(a)(6)], one or more instruments must be developed and administered to provide feedback to principals on the instructional environment within a school.

To conduct a multi-phased Information Technology (IT) policy, program and architectural Risk Assessment to identify risks, create a sound policy foundation, and develop a mitigation plan covering privacy, confidentiality, and security practices of student, employee and educational data systems. During the Presentation Phase, the vendor will make recommendations to key ISBE personnel that cover Governance, security plans, policies, and procedures; system and applications architecture review; risk management and information security program; and technical, management and operational security controls.

To conduct an evaluation of the Illinois Migrant Education Program consistent with the requirements stipulated in the U.S. Department of Education's (USDE) Non-Regulatory Guidance for Education of Migratory Children under Title I, Part C of the Elementary and Secondary Education Act of 1965 (October 2010) and the Illinois Migrant Education Program Service Delivery Plan (SDP).

To provide two (2) Programmer Analysts to support the implementation of the Illinois Longitudinal Data System (ILDS).

To assist the Agency in implementing the Migrant Education Program (MEP), funded under Title I, Part C of the Elementary and Secondary Education Act of 1965, as amended, in Illinois by carrying out the eight state-level administrative functions.

The Illinois Principal's Association (IPA) was the successful responsive/responsible bidder with the highest score for the Principal portion of the Induction and Mentoring RFSP.

The Consortium for Educational Change (CEC) was the successful responsive/responsible for the Teacher portion of the Induction and Mentoring RFSP.

ILLINOIS STATE BOARD OF EDUCATION
FUNDING AND DISBURSEMENT SERVICES DIVISION
 100 NORTH FIRST STREET, SPRINGFIELD, IL 62777
Approved Grants Less Than 1 Million
 Thru Date:(05/01/2014-05/31/2014)

Program: 2014 - 3705, Early Childhood - Block Grant

<u>RCDT</u>	<u>District Name</u>	<u>City</u>	<u>Budget Amt</u>	<u>Approval Date</u>
01-075-0120-26(00)	WESTERN COMMUNITY UNIT SD 12	BARRY	\$305,403	05/01/2014
05-016-0620-04(00)	COMMUNITY CONS SCH DIST 62	DES PLAINES	\$571,760	05/22/2014
07-016-1580-02(00)	LANSING SD 158	LANSING	\$138,555	05/27/2014
07-016-1630-02(00)	PARK FOREST SD 163	PARK FOREST	\$732,236	05/28/2014
17-053-2320-02(00)	DWIGHT COMMON SD 232	DWIGHT	\$185,528	05/22/2014
19-022-0150-02(00)	MARQUARDT SD 15	GLENDALE HTS	\$120,352	05/28/2014
20-093-3480-26(01)	WABASH CUSD 348	MOUNT CARMEL	\$84,708	05/05/2014
20-097-0050-26(00)	CARMI-WHITE COUNTY CUSD 5	CARMI	\$242,552	05/20/2014
25-033-0100-26(00)	HAMILTON CNTY CUSD 10	MCLEANSBORO	\$366,408	05/27/2014
26-034-3370-26(00)	SOUTHEASTERN CUSD 337	AUGUSTA	\$96,968	05/07/2014
28-000-0000-00(00)	REGIONAL OFFICE OF EDUCATION28	ATKINSON	\$285,449	05/29/2014
28-006-1150-02(00)	PRINCETON ELEM SD 115	PRINCETON	\$411,870	05/07/2014
28-006-1150-02(01)	PRINCETON ELEM SD 115	PRINCETON	\$106,060	05/12/2014
28-037-2290-26(00)	KEWANEE CUSD 229	KEWANEE	\$370,586	05/29/2014
32-038-0040-26(00)	CENTRAL CUSD 4	CLIFTON	\$189,322	05/09/2014
34-049-1870-26(00)	NORTH CHICAGO SD 187	NORTH CHICAG	\$569,760	05/30/2014
35-050-0440-02(00)	STREATOR ELEMENTARY SD 44	STREATOR	\$230,704	05/30/2014
35-050-1410-02(00)	OTTAWA ESD 141	OTTAWA	\$544,996	05/28/2014
39-000-0000-00(01)	REGIONAL OFFICE OF EDUCATION39	DECATUR	\$809,292	05/29/2014
40-042-1000-26(00)	JERSEY CUSD 100	JERSEYVILLE	\$633,503	05/27/2014
40-056-0060-26(00)	STAUNTON CUSD 6	STAUNTON	\$257,356	05/27/2014
41-057-0080-26(00)	BETHALTO CUSD 8	BETHALTO	\$192,474	05/28/2014
44-063-0150-04(00)	MCHENRY CCSD 15	MC HENRY	\$190,301	05/27/2014
55-098-0030-26(00)	PROPHETSTOWN-LYNDON CUSD 3	PROPHETSTOW	\$216,965	05/28/2014
			\$7,853,108	

Program: 2014 - 3999, Other State Programs

<u>RCDT</u>	<u>District Name</u>	<u>City</u>	<u>Budget Amt</u>	<u>Approval Date</u>
06-016-0970-02(00)	OAK PARK SD 97	OAK PARK	\$20,000	05/30/2014
65-108-0555-51(00)	AUSTIN CHILDCARE PROVIDERS NETWK	CHICAGO	\$45,000	05/30/2014
			\$65,000	

Program: 2014 - 4107, Title VI - Rural Education Initiative

<u>RCDT</u>	<u>District Name</u>	<u>City</u>	<u>Budget Amt</u>	<u>Approval Date</u>
01-001-0030-26(00)	COMMUNITY UNIT SCHOOL DIST 3	CAMP POINT	\$18,378	05/30/2014
13-058-2000-17(00)	CENTRALIA HSD 200	CENTRALIA	\$19,798	05/30/2014
30-039-1860-26(00)	COUNTY OF JACKSON	MURPHYSBORO	\$39,909	05/30/2014
			\$78,085	

Program: 2014 - 4227, Nutrition Training Grants

<u>RCDT</u>	<u>District Name</u>	<u>City</u>	<u>Budget Amt</u>	<u>Approval Date</u>
06-016-0890-02(CR)	COOK CO BD OF ED 89	MELROSE PARK	\$6,500	05/12/2014
			\$6,500	

Program: 2014 - 4300, Title I - Low Income

<u>RCDT</u>	<u>District Name</u>	<u>City</u>	<u>Budget Amt</u>	<u>Approval Date</u>
02-091-0660-22(00)	DONGOLA CUSD 66	DONGOLA	\$112,269	05/05/2014
02-091-0810-16(00)	ANNA JONESBORO CHSD 81	ANNA	\$143,095	05/08/2014

**ILLINOIS STATE BOARD OF EDUCATION
FUNDING AND DISBURSEMENT SERVICES DIVISION
100 NORTH FIRST STREET, SPRINGFIELD, IL 62777**

Approved Grants Less Than 1 Million

Thru Date:(05/01/2014-05/31/2014)

03-003-0010-26(00)	MULBERRY GROVE CUSD 1	MULBERRY GRO	\$137,696	05/21/2014
05-016-0340-04(00)	SCHOOL DIST 34 COOK COUNTY	GLENVIEW	\$525,295	05/29/2014
06-016-2040-17(00)	LYONS TWP HSD 204	LA GRANGE	\$405,014	05/08/2014
07-016-1275-02(00)	CHICAGO RIDGE SD 1275	CHICAGO RIDGE	\$721,093	05/30/2014
07-016-1330-02(00)	COOK COUNTY SCHOOL DISTRICT 133	RIVERDALE	\$493,076	05/21/2014
07-016-1460-04(00)	COMMUNITY CONS SCH DIST 146	TINLEY PARK	\$490,826	05/08/2014
07-016-1720-02(00)	SANDRIDGE SD 172	CHICAGO HEIGH	\$258,898	05/21/2014
07-016-2290-16(00)	OAK LAWN CHSD 229	OAK LAWN	\$475,251	05/19/2014
08-008-3990-26(00)	CHADWICK-MILLEDGEVILLE CUSD 399	MILLEDGEVILLE	\$60,770	05/20/2014
10-068-0030-26(00)	HILLSBORO CUSD 3	HILLSBORO	\$547,801	05/23/2014
11-070-3000-26(00)	SULLIVAN C U SCHOOL DIST 300	SULLIVAN	\$235,462	05/08/2014
12-013-0250-26(00)	NORTH CLAY CUSD 25	LOUISVILLE	\$172,068	05/30/2014
12-017-0030-26(00)	CRAWFORD COUNTY	PALESTINE	\$106,457	05/27/2014
13-014-0030-26(00)	WESCLIN CUSD 3	TRENTON	\$111,064	05/19/2014
13-014-0600-02(00)	GERMANTOWN SD 60	GERMANTOWN	\$12,987	05/19/2014
13-014-0630-02(00)	ALBERS SD 63	ALBERS	\$7,529	05/05/2014
13-058-0010-03(00)	RACCOON CSD 1	CENTRALIA	\$53,159	05/02/2014
13-058-1330-02(00)	CENTRAL CITY SD 133	CENTRALIA	\$78,652	05/21/2014
13-058-6000-16(00)	SALEM CHSD 600	SALEM	\$178,330	05/27/2014
13-095-0490-04(00)	NASHVILLE CCSD 49	NASHVILLE	\$65,293	05/02/2014
16-019-4320-26(00)	SOMONAUK CUSD 432	SOMONAUK	\$76,675	05/21/2014
17-053-0900-17(00)	PONTIAC TWP HSD 90	PONTIAC	\$135,172	05/02/2014
19-022-0160-02(00)	QUEEN BEE SD 16	GLENDALE HTS	\$273,282	05/09/2014
19-022-0610-02(00)	DARIEN SD 61	DARIEN	\$201,610	05/05/2014
20-096-0170-04(00)	COMMUNITY CONSOLIDATED SD 17	FAIRFIELD	\$55,357	05/02/2014
22-029-0040-26(00)	SPOON RIVER VALLEY CUSD 4	LONDON MILLS	\$119,018	05/19/2014
26-034-3170-04(00)	CARTHAGE ELEMENTARY DISTRICT 317	CARTHAGE	\$92,177	05/02/2014
26-034-3470-04(00)	LA HARPE COMMUNITY SCHOOL	LA HARPE	\$29,303	05/21/2014
28-006-1030-22(00)	DEPUE CUSD 103	DEPUE	\$129,963	05/05/2014
30-039-1960-26(00)	ELVERADO CUSD 196	ELKVILLE	\$204,277	05/02/2014
34-049-0730-04(00)	HAWTHORN CCSD 73	VERNON HILLS	\$373,099	05/29/2014
34-049-0760-02(00)	SCHOOL DIST 76	MUNDELEIN	\$285,293	05/13/2014
39-074-0390-26(00)	ATWOOD HAMMOND CUSD 39	ATWOOD	\$124,591	05/02/2014
40-056-0340-26(00)	NORTH MAC CUSD 34	GIRARD	\$343,655	05/05/2014
41-057-0140-16(00)	EAST ALTON-WOOD RIVER CHSD 14	WOOD RIVER	\$181,241	05/02/2014
43-102-0060-26(00)	FIELDCREST CUSD 6	MINONK	\$202,511	05/08/2014
43-102-0210-26(00)	LOWPOINT-WASHBURN CUSD 21	WASHBURN	\$104,936	05/28/2014
44-063-0020-03(00)	NIPPERSINK SCH DIST 2	RICHMOND	\$111,986	05/07/2014
46-069-0010-26(00)	FRANKLIN CUSD 1	ALEXANDER	\$43,564	05/02/2014
50-082-0850-02(00)	SHILOH VILLAGE SD 85	SHILOH	\$62,981	05/21/2014
50-082-1960-26(00)	DUPO CUSD 196	DUPO	\$338,572	05/05/2014
51-084-0080-26(00)	PLEASANT PLAINS CUSD 8	PLEASANT PLAI	\$144,699	05/08/2014
53-090-3080-16(00)	WASHINGTON CHSD 308	WASHINGTON	\$89,398	05/05/2014
56-099-0840-02(00)	ROCKDALE SD 84	ROCKDALE	\$93,705	05/28/2014
56-099-1610-02(00)	SUMMIT HILL SD 161	FRANKFORT	\$213,906	05/27/2014
			\$9,423,056	

Program: 2014 - 4340, Title I - Migrant Education

<u>RCDT</u>	<u>District Name</u>	<u>City</u>	<u>Budget Amt</u>	<u>Approval Date</u>
-------------	----------------------	-------------	-------------------	----------------------

**ILLINOIS STATE BOARD OF EDUCATION
FUNDING AND DISBURSEMENT SERVICES DIVISION
100 NORTH FIRST STREET, SPRINGFIELD, IL 62777**

Approved Grants Less Than 1 Million

Thru Date: (05/01/2014-05/31/2014)

09-010-5050-51(01)	PARKLAND COLL DIST 505	CHAMPAIGN	\$161,029	05/21/2014
15-016-5050-51(01)	ILLINOIS MIGRANT COUNCIL	CHICAGO	\$139,439	05/15/2014
46-009-0150-26(01)	BEARDSTOWN CUSD 15	BEARDSTOWN	\$171,277	05/06/2014
65-108-8240-51(01)	COMMUNITY HEALTH PARTNERSHIP	CHICAGO	\$58,881	05/29/2014

\$530,626

Program: 2014 - 4341, Title I - Migrant Incentive Grant

<u>RCDT</u>	<u>District Name</u>	<u>City</u>	<u>Budget Amt</u>	<u>Approval Date</u>
15-016-5050-51(00)	ILLINOIS MIGRANT COUNCIL	CHICAGO	\$4,740	05/06/2014
46-009-0150-26(00)	BEARDSTOWN CUSD 15	BEARDSTOWN	\$9,870	05/06/2014

\$14,610

Program: 2014 - 4600, Fed. - Sp. Ed. - Pre-School Flow Through

<u>RCDT</u>	<u>District Name</u>	<u>City</u>	<u>Budget Amt</u>	<u>Approval Date</u>
06-016-0830-61(00)	LEYDEN AREA SPEC EDUC COOP	FRANKLIN PARK	\$46,734	05/13/2014
06-016-0980-02(00)	COUNTY OF COOK SCHOOL DIST 98	BERWYN	\$32,720	05/07/2014
07-016-1420-61(00)	SOUTHWEST COOK COOP SPEC ED	OAK FOREST	\$216,839	05/27/2014
07-016-8060-60(00)	AERO SPECIAL EDUC COOP	BURBANK	\$251,494	05/08/2014
08-089-1450-61(00)	NORTHWEST SP ED COOPERATIVE	FREEPORT	\$129,054	05/28/2014
10-011-8010-60(00)	MID-STATE SPECIAL EDUCATION	MORRISONVILLE	\$163,573	05/27/2014
11-015-8010-60(00)	EASTERN ILLINOIS AREA SPEC ED	CHARLESTON	\$334,337	05/16/2014
12-017-8010-60(00)	SOUTH EASTERN SPEC EDUC PROG	SAINTE MARIE	\$147,100	05/21/2014
31-045-1290-22(00)	AURORA WEST SCHOOL DIST 129	AURORA	\$106,795	05/30/2014
34-049-0950-26(00)	COMMUNITY UNIT SCHOOL DIST 95	LAKE ZURICH	\$40,100	05/28/2014
43-059-0050-61(00)	BMP TRI-CO SPEC EDUC COOP	PRINCETON	\$89,931	05/27/2014
43-102-0690-61(00)	WOODFORD COUNTY SPEC EDUC AS	METAMORA	\$106,149	05/29/2014
47-071-8010-60(00)	OGLE COUNTY EDUC COOP	BYRON	\$85,448	05/19/2014
50-082-1870-26(00)	CAHOKIA CUSD 187	CAHOKIA	\$46,280	05/05/2014
50-082-8010-60(00)	BELLEVILLE AREA SP SERV COOP	BELLEVILLE	\$245,997	05/21/2014

\$2,042,551

Program: 2014 - 4620, Fed. - Sp. Ed. - I.D.E.A. - Flow Through

<u>RCDT</u>	<u>District Name</u>	<u>City</u>	<u>Budget Amt</u>	<u>Approval Date</u>
40-056-8010-60(00)	SOUTH MACOUPIN ASSOCIATION	STAUNTON	\$855,740	05/20/2014
50-082-1960-26(00)	DUPO CUSD 196	DUPO	\$344,907	05/16/2014
65-108-9000-80(RS)	ILLINOIS DEPT OF HUMAN SERVICES	SPRINGFIELD	\$228,813	05/16/2014

\$1,429,460

Program: 2014 - 4745, CTE - Perkins - Secondary

<u>RCDT</u>	<u>District Name</u>	<u>City</u>	<u>Budget Amt</u>	<u>Approval Date</u>
41-057-7450-45(00)	MADISON CTY REG VOC EDUC-EFE	EDWARDSVILLE	\$406,328	05/23/2014

\$406,328

Program: 2014 - 4901, Race To The Top

<u>RCDT</u>	<u>District Name</u>	<u>City</u>	<u>Budget Amt</u>	<u>Approval Date</u>
13-058-5010-26(00)	SANDOVAL CUSD 501	SANDOVAL	\$8,882	05/28/2014
17-064-0870-25(IM)	BLOOMINGTON PUBLIC SCHOOLS	BLOOMINGTON	\$62,481	05/23/2014

\$71,363

Program: 2014 - 4909, Title III - Lang Inst Prog-Limited Eng LIPLEP

<u>RCDT</u>	<u>District Name</u>	<u>City</u>	<u>Budget Amt</u>	<u>Approval Date</u>
-------------	----------------------	-------------	-------------------	----------------------

**ILLINOIS STATE BOARD OF EDUCATION
FUNDING AND DISBURSEMENT SERVICES DIVISION
100 NORTH FIRST STREET, SPRINGFIELD, IL 62777**

Approved Grants Less Than 1 Million

Thru Date:(05/01/2014-05/31/2014)

06-016-0840-02(00)	FRANKLIN PARK SD 84	FRANKLIN PARK	\$56,317	05/21/2014
34-049-1180-26(00)	WAUCONDA CUSD 118	WAUCONDA	\$67,592	05/14/2014
44-063-2000-26(00)	COMMUNITY UNIT SCHOOL DIST 200	WOODSTOCK	\$154,940	05/21/2014
47-071-2230-26(00)	MERIDIAN CUSD 223	STILLMAN VALLE	\$11,820	05/19/2014

\$290,669

Program: 2014 - 4932, Title II - Teacher Quality

<u>RCDT</u>	<u>District Name</u>	<u>City</u>	<u>Budget Amt</u>	<u>Approval Date</u>
03-003-0010-26(00)	MULBERRY GROVE CUSD 1	MULBERRY GRO	\$14,073	05/21/2014
07-016-1275-02(00)	CHICAGO RIDGE SD 1275	CHICAGO RIDGE	\$48,101	05/30/2014
07-016-1330-02(00)	COOK COUNTY SCHOOL DISTRICT 133	RIVERDALE	\$56,306	05/21/2014
07-016-1460-04(00)	COMMUNITY CONS SCH DIST 146	TINLEY PARK	\$50,545	05/08/2014
07-016-1720-02(00)	SANDRIDGE SD 172	CHICAGO HEIGH	\$12,359	05/21/2014
08-008-3990-26(00)	CHADWICK-MILLEDGEVILLE CUSD 399	MILLEDGEVILLE	\$16,096	05/20/2014
09-027-0100-26(00)	PAXTON BUCKLEY LODA CUSD	PAXTON	\$49,020	05/02/2014
10-068-0030-26(00)	HILLSBORO CUSD 3	HILLSBORO	\$118,089	05/23/2014
11-000-0000-00(00)	REGIONAL OFFICE OF EDUCATION11	CHARLESTON	\$1,262	05/27/2014
11-070-3000-26(00)	SULLIVAN C U SCHOOL DIST 300	SULLIVAN	\$37,826	05/08/2014
12-017-0030-26(00)	CRAWFORD COUNTY	PALESTINE	\$29,628	05/27/2014
13-014-0030-26(00)	WESCLIN CUSD 3	TRENTON	\$34,003	05/19/2014
13-014-0630-02(00)	ALBERS SD 63	ALBERS	\$2,453	05/05/2014
13-058-0010-03(00)	RACCOON CSD 1	CENTRALIA	\$15,564	05/02/2014
13-058-1330-02(00)	CENTRAL CITY SD 133	CENTRALIA	\$19,912	05/21/2014
13-058-6000-16(00)	SALEM CHSD 600	SALEM	\$29,030	05/27/2014
13-095-0490-04(00)	NASHVILLE CCSD 49	NASHVILLE	\$23,701	05/02/2014
17-053-0900-17(00)	PONTIAC TWP HSD 90	PONTIAC	\$19,148	05/02/2014
19-022-0160-02(00)	QUEEN BEE SD 16	GLENDALE HTS	\$52,306	05/09/2014
20-096-0170-04(00)	COMMUNITY CONSOLIDATED SD 17	FAIRFIELD	\$3,779	05/02/2014
20-097-0010-26(00)	GRAYVILLE CUSD 1	GRAYVILLE	\$27,137	05/05/2014
22-029-0040-26(00)	SPOON RIVER VALLEY CUSD 4	LONDON MILLS	\$23,251	05/19/2014
26-034-3170-04(00)	CARTHAGE ELEMENTARY DISTRICT 317	CARTHAGE	\$8,989	05/02/2014
26-034-3470-04(00)	LA HARPE COMMUNITY SCHOOL	LA HARPE	\$12,422	05/21/2014
27-066-4040-26(00)	MERCER COUNTY SD 404	ALEDO	\$74,790	05/28/2014
28-006-1030-22(00)	DEPUE CUSD 103	DEPUE	\$22,322	05/05/2014
30-039-1960-26(00)	ELVERADO CUSD 196	ELKVILLE	\$33,689	05/02/2014
34-049-1870-26(00)	NORTH CHICAGO SD 187	NORTH CHICAG	\$440,821	05/02/2014
35-050-0010-26(00)	LELAND CUSD 1	LELAND	\$10,620	05/02/2014
39-074-0390-26(00)	ATWOOD HAMMOND CUSD 39	ATWOOD	\$30,070	05/02/2014
40-056-0340-26(00)	NORTH MAC CUSD 34	GIRARD	\$77,785	05/05/2014
43-102-0210-26(00)	LOWPOINT-WASHBURN CUSD 21	WASHBURN	\$23,694	05/28/2014
50-082-0850-02(00)	SHILOH VILLAGE SD 85	SHILOH	\$14,874	05/21/2014
51-084-0080-26(00)	PLEASANT PLAINS CUSD 8	PLEASANT PLAI	\$20,015	05/08/2014
51-084-0150-26(00)	WILLIAMSVILLE CUSD 15	WILLIAMSVILLE	\$21,372	05/02/2014
53-090-3080-16(00)	WASHINGTON CHSD 308	WASHINGTON	\$22,496	05/05/2014
56-099-0840-02(00)	ROCKDALE SD 84	ROCKDALE	\$17,233	05/28/2014

\$1,514,781

Program: 2014 - 4935, Title II - Teacher Quality - Leadership Grant

<u>RCDT</u>	<u>District Name</u>	<u>City</u>	<u>Budget Amt</u>	<u>Approval Date</u>
15-016-232N-00(4M)	THE NEW TEACHER PROJECT INC	CHICAGO	\$4,000	05/28/2014

**ILLINOIS STATE BOARD OF EDUCATION
FUNDING AND DISBURSEMENT SERVICES DIVISION
100 NORTH FIRST STREET, SPRINGFIELD, IL 62777**

Approved Grants Less Than 1 Million

Thru Date:(05/01/2014-05/31/2014)

15-016-316P-00(4E)	ROOSEVELT UNIVERSITY	CHICAGO	\$4,166	05/28/2014
15-016-316P-00(4M)	ROOSEVELT UNIVERSITY	CHICAGO	\$4,000	05/28/2014
15-016-5405-51(4E)	NORTHEASTERN ILLINOIS UNIVERSITY	CHICAGO	\$4,166	05/28/2014
15-016-5405-51(4M)	NORTHEASTERN ILLINOIS UNIVERSITY	CHICAGO	\$4,000	05/28/2014
17-064-5450-51(4E)	ILLINOIS STATE UNIVERSITY	NORMAL	\$4,166	05/28/2014
17-064-5450-51(4M)	ILLINOIS STATE UNIVERSITY	NORMAL	\$4,000	05/29/2014
26-062-5440-51(4M)	WESTERN ILLINOIS UNIVERSITY	MACOMB	\$4,000	05/28/2014
30-039-5400-51(4E)	SOUTHERN ILL UNIV-CARBONDALE	CARBONDALE	\$4,166	05/28/2014
30-039-5400-51(4M)	SOUTHERN ILL UNIV-CARBONDALE	CARBONDALE	\$4,000	05/28/2014
41-057-029P-00(4E)	SOUTHERN ILL UNIV-EDWARDSVILLE	EDWARDSVILLE	\$4,166	05/29/2014
41-057-029P-00(4M)	SOUTHERN ILL UNIV-EDWARDSVILLE	EDWARDSVILLE	\$4,000	05/29/2014
56-099-033P-00(4E)	LEWIS UNIVERSITY	ROMEOVILLE	\$4,166	05/28/2014
56-099-033P-00(4M)	LEWIS UNIVERSITY	ROMEOVILLE	\$4,000	05/28/2014
64-108-6790-51(4E)	EASTERN ILLINOIS UNIVERSITY	CHARLESTON	\$4,166	05/28/2014
64-108-6790-51(4M)	EASTERN ILLINOIS UNIVERSITY	CHARLESTON	\$4,000	05/28/2014
65-108-1755-51(4E)	DOMINICAN UNIVERSITY	RIVER FOREST	\$4,166	05/28/2014
65-108-1755-51(4M)	DOMINICAN UNIVERSITY	RIVER FOREST	\$4,000	05/28/2014
65-108-5365-51(4E)	NATIONAL LOUIS UNIVERSITY	CHICAGO	\$4,166	05/28/2014
65-108-5365-51(4M)	NATIONAL LOUIS UNIVERSITY	CHICAGO	\$3,998	05/28/2014
65-108-5420-51(4E)	ELMHURST COLLEGE		\$4,165	05/28/2014
65-108-5420-51(4M)	ELMHURST COLLEGE		\$4,000	05/28/2014
65-108-5860-51(4E)	BRADLEY UNIVERSITY	PEORIA	\$4,166	05/28/2014
65-108-5860-51(4M)	BRADLEY UNIVERSITY	PEORIA	\$4,000	05/28/2014
65-108-7030-51(4E)	UNIVERSITY OF ST FRANCIS	JOLIET	\$4,166	05/29/2014
65-108-7030-51(4M)	UNIVERSITY OF ST FRANCIS	JOLIET	\$4,000	05/29/2014
65-108-8095-51(4E)	NORTH CENTRAL COLLEGE	NAPERVILLE	\$4,166	05/28/2014
65-108-8095-51(4M)	NORTH CENTRAL COLLEGE	NAPERVILLE	\$4,000	05/28/2014
			\$114,155	