




ILLINOIS STATE BOARD OF EDUCATION MEETING
March 12, 2014

TO: Illinois State Board of Education

FROM: Christopher A. Koch, Ed.D., State Superintendent of Education 
Robert Wolfe, Chief Financial Officer 
Donald W. Evans, Chief Operating Officer 

Agenda Topic: Information Item: SBE Fiscal & Administrative Monthly Reports

Materials: Appropriation and Spending by Program – FY14
Financial Status Report (contract & grant detail) – FY14
Comparative Statement of Expenditures – FY14
Monthly Headcount Graph, Staff Detail, 10-yr Headcount History Graph
Contract & Grant Awards Under \$1 million - FY14

Purpose of Agenda Item

To provide the Board standard reports with key information on fiscal and administrative activities of the state Agency.

Relationship to/Implications for the State Board's Strategic Plan

Not applicable – informational purposes only.

Expected Outcome(s) of Agenda Item

Not applicable – informational purposes only.

Background Information

In June 2002, the State Board adopted bylaws outlining a new committee structure under which fiscal, audit and operations issues will be handled by the Finance and Audit Committee. The Superintendent requested that the Agency organize and standardize the financial and Headcount data provided to the Board for their future policy work and decision making.

Currently, the following reports are provided:

1. Budget (annually in January)
2. Appropriation and Expenditure (monthly)
3. Financial Status Report – Contract/Grant Detail (monthly)
4. Contract & Grant Awards Under \$1 Million (monthly)
5. Comparative Statement of Expenditures (monthly)
6. Headcount Reports (monthly)
Headcount History Graph, Staff Detail by Division, & Monthly Headcount Graph

Analysis and Implications for Policy, Budget, Legislative Action and Communications

The monthly or Quarterly Fiscal and Headcount Reports were first provided to the Board in August 2002. These reports provide information regarding staffing and funding as well as details of contracts over \$50,000 and grants the Agency is processing.

At the request of the Board at the December 2011 meeting, a Contract & Grant Award Report under \$1 million has been added to the SBE Fiscal & Administrative Monthly Reports package.

Superintendent's Recommendation

None needed.

Next Steps

Continue to provide these reports pursuant to schedule above.

Illinois State Board of Education
2014 Appropriation & Spending by Program 07/01/2013 thru 2/28/2014

(Dollars in Thousands)

Initiatives	Appropriation			YTD Expenditures		
	Total	Grants	Admin	Total	Grants	Admin
STATE						
Distributive Grants	<u>\$6,194,646.6</u>	<u>\$6,194,646.6</u>	<u>\$0.0</u>	<u>\$3,779,092.2</u>	<u>\$3,779,092.2</u>	<u>\$0.0</u>
General State Aid	\$4,442,198.3	\$4,442,198.3	\$0.0	\$2,836,842.2	\$2,836,842.2	\$0.0
District Consolidation Cost	\$2,500.0	\$2,500.0	\$0.0	\$2,500.0	\$2,500.0	\$0.0
Mandated Categoryicals	<u>\$1,749,948.3</u>	<u>\$1,749,948.3</u>	<u>\$0.0</u>	<u>\$939,750.0</u>	<u>\$939,750.0</u>	<u>\$0.0</u>
Illinois Free Lunch/Breakfast	\$14,300.0	\$14,300.0	\$0.0	\$10,752.5	\$10,752.5	\$0.0
Orphanage Tuition 18-3 (Reg Ed)	\$12,000.0	\$12,000.0	\$0.0	\$4,849.6	\$4,849.6	\$0.0
Sp-Ed - Extraordinary Services	\$303,091.7	\$303,091.7	\$0.0	\$195,797.2	\$195,797.2	\$0.0
Sp-Ed - Orphanage Tuition 14-7.03	\$105,000.0	\$105,000.0	\$0.0	\$56,608.7	\$56,608.7	\$0.0
Sp-Ed - Personnel Reimbursement	\$440,200.0	\$440,200.0	\$0.0	\$261,889.9	\$261,889.9	\$0.0
Sp-Ed - Private Tuition	\$218,947.7	\$218,947.7	\$0.0	\$140,200.1	\$140,200.1	\$0.0
Sp-Ed - Summer School	\$10,100.0	\$10,100.0	\$0.0	\$10,100.0	\$10,100.0	\$0.0
Sp-Ed - Transportation	\$440,500.0	\$440,500.0	\$0.0	\$152,634.2	\$152,634.2	\$0.0
Transportation - Regular/Vocational	\$205,808.9	\$205,808.9	\$0.0	\$106,917.7	\$106,917.7	\$0.0
Standards - Assessment & Accountability	<u>\$27,400.0</u>	<u>\$0.0</u>	<u>\$27,400.0</u>	<u>\$18,706.8</u>	<u>\$0.0</u>	<u>\$18,706.8</u>
Assessments	\$27,400.0	\$0.0	\$27,400.0	\$18,706.8	\$0.0	\$18,706.8
Standards, Materials, Training for Teachers	\$0.0	\$0.0	\$0.0	\$0.0	\$0.0	\$0.0
Growth Model	\$0.0	\$0.0	\$0.0	\$0.0	\$0.0	\$0.0
System of Support	\$0.0	\$0.0	\$0.0	\$0.0	\$0.0	\$0.0
Ensuring Quality Ed Personnel	<u>\$2,000.0</u>	<u>\$2,000.0</u>	<u>\$0.0</u>	<u>\$948.0</u>	<u>\$948.0</u>	<u>\$0.0</u>
National Board Certification	\$1,000.0	\$1,000.0	\$0.0	\$98.0	\$98.0	\$0.0
Principal Mentoring Program	\$0.0	\$0.0	\$0.0	\$0.0	\$0.0	\$0.0
Teach for America	\$1,000.0	\$1,000.0	\$0.0	\$850.0	\$850.0	\$0.0
Teacher and Admin. Mentoring Program	\$0.0	\$0.0	\$0.0	\$0.0	\$0.0	\$0.0
Early Childhood	<u>\$300,192.4</u>	<u>\$296,337.4</u>	<u>\$3,855.0</u>	<u>\$192,017.9</u>	<u>\$189,814.8</u>	<u>\$2,203.1</u>
Academic Difficulty	<u>\$81,181.2</u>	<u>\$79,181.2</u>	<u>\$2,000.0</u>	<u>\$30,469.2</u>	<u>\$30,072.2</u>	<u>\$397.0</u>
Alternative Learning/Regional Safe Schools	\$6,300.0	\$6,300.0	\$0.0	\$4,250.9	\$4,250.9	\$0.0
Bilingual Education	\$63,381.2	\$61,381.2	\$2,000.0	\$17,673.0	\$17,275.9	\$397.0
Truant Alternative Optional Education	\$11,500.0	\$11,500.0	\$0.0	\$8,545.4	\$8,545.4	\$0.0
Learning Technologies	<u>\$2,500.0</u>	<u>\$1,257.6</u>	<u>\$1,242.4</u>	<u>\$1,809.4</u>	<u>\$843.8</u>	<u>\$965.7</u>
Technology for Success	\$2,500.0	\$1,257.6	\$1,242.4	\$1,809.4	\$843.8	\$965.7
Career Preparation	<u>\$39,312.1</u>	<u>\$39,312.1</u>	<u>\$0.0</u>	<u>\$29,166.6</u>	<u>\$29,166.6</u>	<u>\$0.0</u>
Agricultural Education	\$1,250.0	\$1,250.0	\$0.0	\$1,083.7	\$1,083.7	\$0.0

Career and Technical Education	\$38,062.1	\$38,062.1	\$0.0	\$28,082.9	\$28,082.9	\$0.0
Strategic Plan	<u>\$0.0</u>	<u>\$0.0</u>	<u>\$0.0</u>	<u>\$0.0</u>	<u>\$0.0</u>	<u>\$0.0</u>
Strategic Plan	\$0.0	\$0.0	\$0.0	\$0.0	\$0.0	\$0.0
Administration	<u>\$23,180.9</u>	<u>\$0.0</u>	<u>\$23,180.9</u>	<u>\$13,486.7</u>	<u>\$0.0</u>	<u>\$13,486.7</u>
Targeted Initiatives	<u>\$16,567.2</u>	<u>\$14,290.4</u>	<u>\$2,276.8</u>	<u>\$11,655.0</u>	<u>\$9,825.2</u>	<u>\$1,829.8</u>
Advanced Placement Classes	\$500.0	\$500.0	\$0.0	\$270.7	\$270.7	\$0.0
After School Matters	\$2,000.0	\$2,000.0	\$0.0	\$800.0	\$800.0	\$0.0
Arts and Foreign Language	\$0.0	\$0.0	\$0.0	\$0.0	\$0.0	\$0.0
Autism Project	\$100.0	\$100.0	\$0.0	\$70.0	\$70.0	\$0.0
Blind & Dyslexic	\$816.6	\$816.6	\$0.0	\$816.6	\$816.6	\$0.0
Childrens Mental Health Partnership	\$300.0	\$300.0	\$0.0	\$0.0	\$0.0	\$0.0
Community Residential Services Authority	\$592.3	\$0.0	\$592.3	\$329.8	\$0.0	\$329.8
East St. Louis School District 189	\$3,000.0	\$3,000.0	\$0.0	\$3,000.0	\$3,000.0	\$0.0
Educator Misconduct Investigations	\$184.0	\$0.0	\$184.0	\$0.0	\$0.0	\$0.0
IL Coalition Immigrant/Refugee Parent Mentor	\$1,000.0	\$1,000.0	\$0.0	\$833.3	\$833.3	\$0.0
Lowest Performing Schools	\$1,002.8	\$1,002.3	\$0.5	\$122.0	\$122.0	\$0.0
Materials Center for the Visually Impaired	\$1,421.1	\$1,421.1	\$0.0	\$900.0	\$900.0	\$0.0
Philip J. Rock Center & School	\$3,577.8	\$3,577.8	\$0.0	\$2,677.8	\$2,677.8	\$0.0
Tax Equivalent Grants	\$222.6	\$222.6	\$0.0	\$222.6	\$222.6	\$0.0
Emergency Financial Assistance Fund	\$1,500.0	\$0.0	\$1,500.0	\$1,500.0	\$0.0	\$1,500.0
Targeted Initiatives	\$350.0	\$350.0	\$0.0	\$112.2	\$112.2	\$0.0
NON STATE						
Regional Services	<u>\$14,695.0</u>	<u>\$14,695.0</u>	<u>\$0.0</u>	<u>\$9,207.2</u>	<u>\$9,207.2</u>	<u>\$0.0</u>
ROE - Bus Driver Training	\$70.0	\$70.0	\$0.0	\$70.0	\$70.0	\$0.0
ROE - Salaries	\$12,400.0	\$12,400.0	\$0.0	\$7,566.3	\$7,566.3	\$0.0
ROE - School Services	\$2,225.0	\$2,225.0	\$0.0	\$1,570.9	\$1,570.9	\$0.0
School Infrastructure Fund	<u>\$600.0</u>	<u>\$0.0</u>	<u>\$600.0</u>	<u>\$144.3</u>	<u>\$0.0</u>	<u>\$144.3</u>
School Infrastructure (Debt Admin)	\$600.0	\$0.0	\$600.0	\$144.3	\$0.0	\$144.3
Driver Education	<u>\$15,000.0</u>	<u>\$15,000.0</u>	<u>\$0.0</u>	<u>\$7,500.0</u>	<u>\$7,500.0</u>	<u>\$0.0</u>
Career Prep	<u>\$550.0</u>	<u>\$550.0</u>	<u>\$0.0</u>	<u>\$550.0</u>	<u>\$550.0</u>	<u>\$0.0</u>
Agricultural Education - Downstate Transit	\$550.0	\$550.0	\$0.0	\$550.0	\$550.0	\$0.0
Other Funds	<u>\$138,354.0</u>	<u>\$115,710.1</u>	<u>\$22,643.9</u>	<u>\$40,121.4</u>	<u>\$36,122.4</u>	<u>\$3,999.0</u>
After School Rescue Fund	\$200.0	\$200.0	\$0.0	\$0.0	\$0.0	\$0.0
Capital Development Fund-Sch Const.	\$25,000.0	\$25,000.0	\$0.0	\$0.0	\$0.0	\$0.0
Charter Schools Revolving Loan Fund	\$20.0	\$20.0	\$0.0	\$0.0	\$0.0	\$0.0
Emergency Financial Assistance Fund	\$16,140.0	\$16,140.0	\$0.0	\$600.0	\$600.0	\$0.0
Indirect Costs	\$7,015.2	\$500.0	\$6,515.2	\$2,077.5	\$0.0	\$2,077.5
ISBE - Special Purpose Trust Fund	\$8,484.8	\$165.0	\$8,319.8	\$165.4	\$157.0	\$8.5
ISBE Teacher Certificate Institute Fund	\$2,208.9	\$0.0	\$2,208.9	\$0.0	\$0.0	\$0.0

School Construction Maintenance Fund	\$67,285.1	\$67,285.1	\$0.0	\$31,452.0	\$31,452.0	\$0.0
School Technology Revolving Loan	\$5,000.0	\$5,000.0	\$0.0	\$3,514.6	\$3,514.6	\$0.0
State Charter School Commission	\$600.0	\$0.0	\$600.0	\$238.4	\$0.0	\$238.4
Teacher Certification Fee Revolving Fund	\$5,000.0	\$0.0	\$5,000.0	\$1,674.7	\$0.0	\$1,674.7
Technology Immersion - Build IL Bond Fund	\$0.0	\$0.0	\$0.0	\$0.0	\$0.0	\$0.0
Temporary Relocation Revolving Fund	\$1,400.0	\$1,400.0	\$0.0	\$398.8	\$398.8	\$0.0

FEDERAL

Federal Funds	<u>\$3,007,410.5</u>	<u>\$2,843,844.2</u>	<u>\$163,566.2</u>	<u>\$975,965.7</u>	<u>\$946,788.0</u>	<u>\$29,177.8</u>
Advanced Placement Fee Payment	\$3,099.1	\$3,000.0	\$99.1	\$2,191.7	\$2,191.7	\$0.0
ARRA - Education Jobs Fund	\$0.0	\$0.0	\$0.0	\$0.0	\$0.0	\$0.0
ARRA - Longitudinal Data Systems	\$10,000.0	\$0.0	\$10,000.0	\$677.5	\$0.0	\$677.5
ARRA - Race to the Top	\$42,800.0	\$15,672.0	\$27,128.0	\$4,888.2	\$3,516.1	\$1,372.1
ARRA - Title I	\$31,732.0	\$31,732.0	\$0.0	\$0.0	\$0.0	\$0.0
ARRA - Titel I School Improvement (1003G)	\$41,668.0	\$41,668.0	\$0.0	\$18,326.1	\$18,326.1	\$0.0
ARRA - Title II Technology	\$0.0	\$0.0	\$0.0	\$0.0	\$0.0	\$0.0
Career & Technical Education	\$56,919.4	\$55,000.0	\$1,919.4	\$20,214.7	\$19,773.0	\$441.7
Career & Technical Education - Technical Prep	\$21.0	\$0.0	\$21.0	\$0.0	\$0.0	\$0.0
Charter Schools	\$9,000.0	\$9,000.0	\$0.0	\$0.0	\$0.0	\$0.0
Child Nutrition	\$737,015.2	\$725,000.0	\$12,015.2	\$378,125.1	\$373,937.3	\$4,187.9
Early Learning Challenge	\$27,640.5	\$612.0	\$27,028.5	\$244.8	\$0.0	\$244.8
Early Learning Challenge - DCFS	\$200.0	\$0.0	\$200.0	\$50.0	\$0.0	\$50.0
Early Learning Challenge - DHS	\$7,159.5	\$0.0	\$7,159.5	\$2,852.0	\$0.0	\$2,852.0
IDEA - Deaf Blind, Part C	\$500.0	\$500.0	\$0.0	\$130.5	\$130.5	\$0.0
IDEA - Improvement Plan	\$5,045.3	\$4,350.0	\$695.3	\$847.2	\$728.6	\$118.6
IDEA - Pre-School	\$25,898.5	\$25,000.0	\$898.5	\$7,747.3	\$7,491.2	\$256.1
Illinois Purchase Care Review Board	\$455.6	\$0.0	\$455.6	\$163.6	\$0.0	\$163.6
Individuals with Disabilities Educ. Act, Pt. B	\$716,578.4	\$700,000.0	\$16,578.4	\$225,573.5	\$219,299.3	\$6,274.2
IDEA - Bellefaire JCB	\$0.0	\$0.0	\$0.0	\$0.0	\$0.0	\$0.0
Integration of Schools & Mental Health Systems	\$0.0	\$0.0	\$0.0	\$0.0	\$0.0	\$0.0
Learn and Serve America	\$50.0	\$0.0	\$50.0	\$0.0	\$0.0	\$0.0
Longitudinal Data System	\$5,200.0	\$60.3	\$5,139.8	\$952.5	\$0.0	\$952.5
Math & Science Partnerships	\$14,633.0	\$14,000.0	\$633.0	\$2,118.0	\$2,033.9	\$84.1
National Center for Education Statistics	\$484.8	\$0.0	\$484.8	\$181.2	\$0.0	\$181.2
ONPAR	\$0.0	\$0.0	\$0.0	\$0.0	\$0.0	\$0.0
Spanish Language Assesment-SALSA	\$919.1	\$0.0	\$919.1	\$239.5	\$0.0	\$239.5
School Health Programs	\$1,160.6	\$0.0	\$1,160.6	\$3.9	\$0.0	\$3.9
Special Congressional Initiatives	\$5,000.0	\$5,000.0	\$0.0	\$0.0	\$0.0	\$0.0
Striving Readers	\$0.0	\$0.0	\$0.0	\$0.0	\$0.0	\$0.0
Title I - Basic Programs	\$824,508.8	\$813,415.0	\$11,093.7	\$217,176.2	\$214,554.1	\$2,622.2
Title I - Comprehensive School Reform	\$35.5	\$0.0	\$35.5	\$0.0	\$0.0	\$0.0
Title I - Education of Migratory Children	\$4,883.9	\$4,787.8	\$96.1	\$1,133.8	\$1,115.7	\$18.1
Title I - Even Start Family Literacy Programs	\$817.3	\$768.3	\$49.0	\$0.0	\$0.0	\$0.0
Title I - Neglected and Delinquent	\$2,207.6	\$2,111.1	\$96.5	\$407.6	\$394.6	\$13.0
Title I - School Improvement	\$114,046.4	\$108,917.8	\$5,128.6	\$15,591.2	\$14,695.9	\$895.3
Title II - Enhance Ed through Technology	\$105.0	\$0.0	\$105.0	\$0.0	\$0.0	\$0.0
Title II - Quality Teachers	\$163,299.3	\$157,000.0	\$6,299.3	\$33,405.3	\$32,476.3	\$929.0

Title III - English Language Acquisition	\$47,596.1	\$45,250.0	\$2,346.1	\$13,088.5	\$12,573.8	\$514.7
Title IV - 21st Century Schools	\$76,318.6	\$74,000.0	\$2,318.6	\$23,371.7	\$22,543.7	\$828.0
Title IV - Safe & Drug Free Schools	\$10.0	\$0.0	\$10.0	\$0.0	\$0.0	\$0.0
Title VI - Rural & Low Income Programs	\$2,088.6	\$2,000.0	\$88.6	\$332.7	\$332.7	\$0.0
Title VI - State Assessment	\$22,861.2	\$0.0	\$22,861.2	\$5,195.7	\$0.0	\$5,195.7
Title X - McKinney Homeless Assistance	\$5,436.7	\$5,000.0	\$436.7	\$735.5	\$673.3	\$62.2
Transition to Teaching	\$15.6	\$0.0	\$15.6	\$0.0	\$0.0	\$0.0
TOTAL - ALL FUNDS:	\$9,863,589.9	\$9,616,824.6	\$246,765.3	\$5,110,840.5	\$5,039,930.3	\$70,910.2

ILLINOIS STATE BOARD OF EDUCATION
Financial Status Report
July 1, 2013 through February 28, 2014
(Fiscal Year 2014)

	Appropriation Amount	Expenditures to Date	Unexpended Appropriation	Percentage spent YTD	Percentage Unexpended
<u>General Revenue Fund</u>					
Personal Services and Related Expenditures	\$ 16,272,600	10,009,222	\$ 6,263,378	61.51%	38.49%
Contractual Services	6,000,000	3,025,009	2,974,991	50.42%	49.58%
Travel	166,320	122,991	43,329	73.95%	26.05%
Commodities	71,300	24,112	47,188	33.82%	66.18%
Printing	64,700	22,379	42,322	34.59%	65.41%
Equipment	132,200	19,782	112,418	14.96%	85.04%
Telecommunications	450,000	252,832	197,168	56.18%	43.82%
Operation of Automotive Equipment	23,800	10,385	13,415	43.64%	56.36%
Lump Sums	28,176,302	19,036,622	9,139,680	67.56%	32.44%
<i>Sub-total</i>	51,357,222	32,523,335	18,833,887	63.33%	36.67%
Awards and Grants	2,193,424,904	1,207,986,358	985,438,546	55.07%	44.93%
Total General Revenue Fund	\$ 2,244,782,126	\$ 1,240,509,693	\$ 1,004,272,433	55.26%	44.74%
<u>Education Assistance Fund</u>					
Awards and Grants	\$ 404,000,000	\$ -	\$ 404,000,000	0.00%	100.00%
<u>Common School Fund</u>					
General State Aid	\$ 4,038,198,260	\$ 2,836,842,233	\$ 1,201,356,027	70.25%	29.75%
<u>Teacher Certification Fee Revolving Fund</u>					
Lump Sums	\$ 5,000,000	\$ 1,674,677	\$ 3,325,323	33.49%	66.51%

ILLINOIS STATE BOARD OF EDUCATION
Financial Status Report
July 1, 2013 through February 28, 2014
(Fiscal Year 2014)

	Appropriation Amount	Expenditures to Date	Unexpended Appropriation	Percentage spent YTD	Percentage Unexpended
<u>Drivers Education Fund</u>					
Awards and Grants	15,000,000	7,499,989	7,500,011	50.00%	50.00%
<u>School Dist. Emergency Financial Asst. Fund</u>					
Awards and Grants	\$ 16,140,000	\$ 600,000	\$ 15,540,000	3.72%	96.28%
<u>SBE Special Purpose Trust Fund</u>					
Lump Sums	\$ 15,500,000	\$ 2,242,899	\$ 13,257,101	14.47%	85.53%
<u>SBE Teacher Certification Institution Fund</u>					
Lump Sums	\$ 2,208,900	\$ -	\$ 2,208,900	0.00%	100.00%
<u>SBE Federal Department of Agriculture Fund</u>					
Personal Services and Related Expenditures	\$ 6,803,400	\$ 3,197,233	\$ 3,606,167	46.99%	53.01%
Contractual Services	4,210,500	818,479	3,392,021	19.44%	80.56%
Travel	400,000	159,852	240,148	39.96%	60.04%
Commodities	85,000	3,940	81,060	4.63%	95.37%
Printing	156,300	4,125	152,175	2.64%	97.36%
Equipment	310,000	4,236	305,764	1.37%	98.63%
Telecommunications	50,000	-	50,000	0.00%	100.00%
<i>Sub-total</i>	12,015,200	4,187,864	7,827,336	34.85%	65.15%
Awards and Grants	725,000,000	373,937,251	351,062,749	51.58%	48.42%
Total SBE Federal Department of Agriculture Fund	\$ 737,015,200	\$ 378,125,115	\$ 358,890,085	51.30%	48.70%

ILLINOIS STATE BOARD OF EDUCATION
Financial Status Report
July 1, 2013 through February 28, 2014
(Fiscal Year 2014)

	Appropriation Amount	Expenditures to Date	Unexpended Appropriation	Percentage spent YTD	Percentage Unexpended
<u>SBE Federal Agency Services Fund</u>					
Personal Services and Related Expenditures	\$ 194,900	\$ -	\$ 194,900	0.00%	100.00%
Contractual Services	945,000	442	944,558	0.05%	99.95%
Travel	30,000	3,448	26,552	11.49%	88.51%
Commodities	20,000	-	20,000	0.00%	100.00%
Printing	700	-	700	0.00%	100.00%
Equipment	11,000	-	11,000	0.00%	100.00%
Telecommunications	9,000	-	9,000	0.00%	100.00%
Sub-total	1,210,600	3,890	1,206,710	0.32%	99.68%
Total SBE Federal Agency Services Fund	\$ 1,210,600	\$ 3,890	\$ 1,206,710	0.32%	99.68%
<u>SBE Federal Department of Education Fund</u>					
Personal Services and Related Expenditures	\$ 25,209,400	\$ 9,485,695	\$ 15,723,705	37.63%	62.37%
Contractual Services	21,370,000	3,578,217	17,791,783	16.74%	83.26%
Travel	1,600,000	299,189	1,300,811	18.70%	81.30%
Commodities	305,000	25,473	279,527	8.35%	91.65%
Printing	341,000	-	341,000	0.00%	100.00%
Equipment	679,000	13,388	665,612	1.97%	98.03%
Telecommunications	400,000	-	400,000	0.00%	100.00%
Lump Sums	58,780,300	8,582,010	50,198,290	14.60%	85.40%
Sub-total	108,684,700	21,983,971	86,700,729	20.23%	79.77%
Awards and Grants	2,160,500,000	575,852,755	1,584,647,245	26.65%	73.35%
Total SBE Federal Department of Education Fund	\$ 2,269,184,700	\$ 597,836,726	\$ 1,671,347,974	26.35%	73.65%
<u>Charter Schools Revolving Loan Program Fund</u>					
Awards and Grants	\$ 20,000	\$ -	\$ 20,000	0.00%	100.00%
<u>School Infrastructure Fund</u>					
Lump Sums	\$ 600,000	\$ 144,305	\$ 455,695	24.05%	75.95%

ILLINOIS STATE BOARD OF EDUCATION
Financial Status Report
July 1, 2013 through February 28, 2014
(Fiscal Year 2014)

	Appropriation Amount	Expenditures to Date	Unexpended Appropriation	Percentage spent YTD	Percentage Unexpended
<u>School Technology Revolving Loan Program Fund</u>					
Awards and Grants	\$ 5,000,000	\$ 3,514,625	\$ 1,485,375	70.29%	29.71%
<u>Temporary Relocation Expenses Revolving Grant Fund</u>					
Awards and Grants	\$ 1,400,000	\$ 398,783	\$ 1,001,217	28.48%	71.52%
<u>Capital Development Fund</u>					
Grants for Educational Purposes	\$ 25,000,000	\$ -	\$ 25,000,000	0.00%	100.00%
<u>School Construction Fund</u>					
Construction Grants	\$ 67,285,147	\$ 31,452,009	\$ 35,833,138	46.74%	53.26%
<u>Downstate Transit Improvement Fund</u>					
Awards and Grants	\$ 550,000	\$ 550,000	\$ -	100.00%	0.00%
<u>Personal Property Tax Replacement Fund</u>					
Lump Sums	\$ 70,000	\$ 70,000	\$ -	100.00%	0.00%
Awards and Grants	2,557,490	1,570,913	986,577	61.42%	38.58%
Grants for Educational Purposes	12,067,510	7,566,297	4,501,213	62.70%	37.30%
Total Personal Property Tax Replacement Fund	\$ 14,695,000	\$ 9,207,210	\$ 5,487,790	62.66%	37.34%
<u>After School Rescue Fund</u>					
Lump Sums	\$ 200,000	\$ -	\$ 200,000	0.00%	100.00%
<u>State Charter School Commission Fund</u>					
Lump Sums	\$ 600,000	\$ 238,386	\$ 361,614	39.73%	60.27%
ISBE TOTALS	\$ 9,863,589,933	\$ 5,110,840,541	\$ 4,752,749,392	51.82%	48.18%

ILLINOIS STATE BOARD OF EDUCATION
Combined Financial Status Report
July 1, 2013 through February 28, 2014
(Fiscal Year 2014)

	Appropriation Amount	Expenditures to Date (Direct)	Federal Indirect Cost Recovery Expenditures	Unexpended Appropriation	Percentage spent YTD	Percentage Unexpended
<u>All Funds</u>						
Personal Services and Related Expenditures	\$ 50,034,555	\$ 22,692,150	\$ 1,554,255	\$ 25,788,150	45.35%	51.54%
Contractual Services	32,974,312	7,422,147	448,812	25,103,353	22.51%	76.13%
Travel	2,215,798	585,480	19,478	1,610,840	26.42%	72.70%
Commodities	494,970	53,525	13,670	427,775	10.81%	86.42%
Printing	564,475	26,503	1,775	536,197	4.70%	94.99%
Equipment	1,171,086	37,406	38,886	1,094,794	3.19%	93.49%
Telecommunications	909,576	252,832	576	656,168	27.80%	72.14%
Operation of Automotive Equipment	23,800	10,385	-	13,415	43.64%	56.36%
Lump Sums	109,058,049	29,911,446	-	78,129,295	27.43%	71.64%
<i>Sub-total</i>	197,446,622	63,069,326	2,077,453	134,377,296	31.94%	68.06%
Awards and Grants	9,598,858,164	5,016,319,205	-	4,582,538,959	52.26%	47.74%
Construction Grants	67,285,147	31,452,009	-	35,833,138	46.74%	53.26%
Total All Funds	\$ 9,863,589,933	\$ 5,108,763,088	\$ 2,077,453	\$ 4,752,749,392	51.79%	48.18%
<u>General Revenue Fund</u>						
Personal Services and Related Expenditures	\$ 16,272,600	\$ 10,009,222	\$ -	\$ 6,263,378	61.51%	38.49%
Contractual Services	6,000,000	3,025,009	-	2,974,991	50.42%	49.58%
Travel	166,320	122,991	-	43,329	73.95%	26.05%
Commodities	71,300	24,112	-	47,188	33.82%	66.18%
Printing	64,700	22,379	-	42,322	34.59%	65.41%
Equipment	132,200	19,782	-	112,418	14.96%	85.04%
Telecommunications	450,000	252,832	-	197,168	56.18%	43.82%
Operation of Automotive Equipment	23,800	10,385	-	13,415	43.64%	56.36%
Lump Sums	28,176,302	19,036,622	-	9,139,680	67.56%	32.44%
<i>Sub-total</i>	51,357,222	32,523,335	-	18,833,887	63.33%	36.67%
Awards and Grants	2,193,424,904	1,207,986,358	-	985,438,546	55.07%	44.93%
Total General Revenue Fund	\$ 2,244,782,126	\$ 1,240,509,693	\$ -	\$ 1,004,272,433	55.26%	44.74%
<u>Other State Funds</u>						
Lump Sums	\$ 24,178,900	\$ 4,370,266	\$ -	\$ 19,808,634	18.07%	81.93%
<i>Sub-total</i>	24,178,900	4,370,266	-	19,808,634	18.07%	81.93%
Awards and Grants	4,519,933,260	2,858,542,841	-	1,661,390,419	63.24%	36.76%
Construction Grants	67,285,147	31,452,009	-	35,833,138	46.74%	53.26%
Total Other State Funds	\$ 4,611,397,307	\$ 2,894,365,117	\$ -	\$ 1,717,032,190	62.77%	37.23%
<u>Federal Funds</u>						
Personal Services and Related Expenditures	\$ 32,207,700	\$ 12,682,927	\$ -	\$ 19,524,773	39.38%	60.62%
Contractual Services	26,525,500	4,397,138	-	22,128,362	16.58%	83.42%
Travel	2,030,000	462,489	-	1,567,511	22.78%	77.22%
Commodities	410,000	29,413	-	380,587	7.17%	92.83%
Printing	498,000	4,125	-	493,875	0.83%	99.17%
Equipment	1,000,000	17,624	-	982,376	1.76%	98.24%
Telecommunications	459,000	-	-	459,000	0.00%	100.00%
Lump Sums	58,780,300	8,582,010	-	50,198,290	14.60%	85.40%
<i>Sub-total</i>	121,910,500	26,175,725	-	95,734,775	21.47%	78.53%
Awards and Grants	2,885,500,000	949,790,006	-	1,935,709,994	32.92%	67.08%
Total Federal Funds	\$ 3,007,410,500	\$ 975,965,731	\$ -	\$ 2,031,444,769	32.45%	67.55%

ILLINOIS STATE BOARD OF EDUCATION
Awards and Grants Expenditures
July 1, 2013 through February 28, 2014
(Fiscal Year 2014)

<u>General Revenue Fund</u>	Appropriation Amount	Expenditures to Date	Unexpended Appropriation	Percentage spent YTD	Percentage Unexpended
Advanced Placement Classes	\$ 500,000	\$ 270,674	\$ 229,326	54.13%	45.87%
District Consolidation	2,500,000	2,500,000	-	100.00%	0.00%
Agriculture Education	1,250,000	1,083,728	166,272	86.70%	13.30%
Bilingual Education	61,381,200	17,275,925	44,105,275	28.15%	71.85%
Vocational Education Career and Technical Education	38,062,100	28,082,896	9,979,204	73.78%	26.22%
Early Childhood Education	296,337,400	189,814,760	106,522,640	64.05%	35.95%
Technology for Success	1,250,000	843,770	406,230	67.50%	32.50%
Autism Training & Technical Assistance	100,000	70,000	30,000	70.00%	30.00%
Recording for Blind and Dyslexic	816,600	816,600	-	100.00%	0.00%
Children's Mental Health Partnership	300,000	-	300,000	0.00%	100.00%
Educational Materials Unit	1,421,100	900,000	521,100	63.33%	36.67%
Philip Rock Center Reimbursement	3,577,800	2,677,800	900,000	74.84%	25.16%
Alternative Education	6,300,000	4,250,892	2,049,108	67.47%	32.53%
Truant Alternative/Optional Education	11,500,000	8,545,369	2,954,631	74.31%	25.69%
National Board Certification Reimbursement	1,000,000	97,950	902,050	9.80%	90.21%
Teach America	1,000,000	850,000	150,000	85.00%	15.00%
Special Education-Private Tuition	218,947,700	140,200,137	78,747,563	64.03%	35.97%
Special Education-Extraordinary	303,091,700	195,797,242	107,294,458	64.60%	35.40%
Special Education-Personnel	440,200,000	261,889,920	178,310,080	59.49%	40.51%
Special Education-Orphanage Tuition	105,000,000	56,608,749	48,391,251	53.91%	46.09%
Transportation-Regular/Vocational	205,808,900	106,917,748	98,891,152	51.95%	48.05%
Transportation-Special Education	440,500,000	152,634,186	287,865,814	34.65%	65.35%
Free Lunch/Breakfast	14,300,000	10,752,469	3,547,531	75.19%	24.81%
Orphanage Tuition	12,000,000	4,849,552	7,150,448	40.41%	59.59%
Special Education-Summer School	10,100,000	10,100,000	0	100.00%	0.00%
Lowest Performing Schools	1,002,300	122,000	880,300	12.17%	87.83%
IL Coalition Immigrant/Refugee Parent Mentor	1,000,000	833,336	166,664	83.33%	16.67%
East St. Louis School District	3,000,000	3,000,000	-	100.00%	0.00%
Targeted Initiatives	350,000	112,237	237,763	32.07%	67.93%
Tax Equivalent Grants	222,600	222,600	-	100.00%	0.00%
After School Matters	2,000,000	800,000	1,200,000	40.00%	60.00%
Total General Revenue Fund	\$ 2,181,819,400	\$ 1,202,920,539	\$ 981,669,535	55.13%	44.99%

ILLINOIS STATE BOARD OF EDUCATION
Awards and Grants Expenditures
July 1, 2013 through February 28, 2014
(Fiscal Year 2014)

	Appropriation Amount	Expenditures to Date	Unexpended Appropriation	Percentage spent YTD	Percentage Unexpended
<u>Education Assistance Fund</u>					
General State Aid	\$ 404,000,000	\$ -	\$ 404,000,000	0.00%	100.00%
Total Education Assistance Fund	\$ 404,000,000	\$ -	\$ 404,000,000	0.00%	100.00%
<u>Common School Fund</u>					
General State Aid	\$ 4,038,198,260	\$ 2,836,842,233	\$ 1,201,356,027	70.25%	29.75%
Total Common School Fund	\$ 4,038,198,260	\$ 2,836,842,233	\$ 1,201,356,027	70.25%	29.75%
<u>Drivers Education Fund</u>					
Driver Education Grants	\$ 15,000,000	\$ 7,499,989	\$ 7,500,011	50.00%	50.00%
Total Drivers Education Fund	\$ 15,000,000	\$ 7,499,989	\$ 7,500,011	50.00%	50.00%
<u>School Dist. Emergency Financial Asst. Fund</u>					
School District Emergency Financial Assistance	\$ 16,140,000	\$ 600,000	\$ 15,540,000	3.72%	96.28%
Total School Dist. Emergency Fin. Asst. Fund	\$ 16,140,000	\$ 600,000	\$ 15,540,000	3.72%	96.28%
<u>SBE Special Purpose Trust Fund</u>					
Lump Sums	\$ 165,000	\$ 156,971	\$ 8,029	95.13%	4.87%
Total SBE Special Purpose Trust Fund	\$ 165,000	\$ 156,971	\$ 8,029	95.13%	4.87%
<u>SBE Federal Department of Agriculture Fund</u>					
Federal Nutrition Programs	\$ 725,000,000	\$ 373,937,251	\$ 351,062,749	51.58%	48.42%
Total SBE Federal Department of Agriculture Fund	\$ 725,000,000	\$ 373,937,251	\$ 351,062,749	51.58%	48.42%

ILLINOIS STATE BOARD OF EDUCATION
Awards and Grants Expenditures
July 1, 2013 through February 28, 2014
(Fiscal Year 2014)

	Appropriation Amount	Expenditures to Date	Unexpended Appropriation	Percentage spent YTD	Percentage Unexpended
<u>SBE Federal Department of Education Fund</u>					
Title VI Rural and Low Income Students	\$ 2,000,000	\$ 332,717	\$ 1,667,283	16.64%	83.36%
Race to the Top	15,672,000	3,516,128	12,155,872	22.44%	77.56%
Title III - English Language Acquisition	45,250,000	12,573,789	32,676,211	27.79%	72.21%
Early Learning Challenge	612,000	-	612,000	0.00%	100.00%
Charter Schools	9,000,000	-	9,000,000	0.00%	100.00%
Advanced Placement Fee	3,000,000	2,191,745	808,255	73.06%	26.94%
Title I - Basic	930,000,000	230,760,313	699,239,687	24.81%	75.19%
Title IV - 21st Century/Community Service	74,000,000	22,543,709	51,456,291	30.46%	69.54%
Title II - Teacher Quality	157,000,000	32,476,312	124,523,688	20.69%	79.31%
Title II - Math/Science Partnerships	14,000,000	2,033,926	11,966,074	14.53%	85.47%
Title X - McKinney Homeless	5,000,000	673,333	4,326,667	13.47%	86.53%
Longitudinal Data Systems	60,300	-	60,300	0.00%	100.00%
IDEA - Preschool	25,000,000	7,491,209	17,508,791	29.96%	70.04%
IDEA - Improvement	4,350,000	728,630	3,621,370	16.75%	83.25%
IDEA	700,000,000	219,299,342	480,700,658	31.33%	68.67%
IDEA - Deaf/Blind	500,000	130,502	369,498	26.10%	73.90%
Career and Technical Education - Basic Perkins	55,000,000	19,773,005	35,226,995	35.95%	64.05%
Special Federal Congressional Initiatives	5,000,000	-	5,000,000	0.00%	100.00%
Title I ARRA	31,732,000	-	31,732,000	0.00%	100.00%
Title I ARRA School Improvement	41,668,000	18,326,057	23,341,943	43.98%	56.02%
Total SBE Federal Department of Education Fund	\$ 2,118,844,300	\$ 572,850,717	\$ 1,545,993,583	27.04%	72.96%
<u>Charter Schools Revolving Loan Program Fund</u>					
Charter Schools Revolving Loans	\$ 20,000	\$ -	\$ 20,000	0.00%	100.00%
Total Charter Schools Rev. Loan Program Fund	\$ 20,000	\$ -	\$ 20,000	0.00%	100.00%

ILLINOIS STATE BOARD OF EDUCATION
Awards and Grants Expenditures
July 1, 2013 through February 28, 2014
(Fiscal Year 2014)

	Appropriation Amount	Expenditures to Date	Unexpended Appropriation	Percentage spent YTD	Percentage Unexpended
<u>School Technology Revolving Loan Program Fund</u>					
School Technology Revolving Loans	\$ 5,000,000	\$ 3,514,625	\$ 1,485,375	70.29%	29.71%
Total School Technology Rev. Loan Program Fund	\$ 5,000,000	\$ 3,514,625	\$ 1,485,375	70.29%	29.71%
<u>Temporary Relocation Expenses Revolving Grant Fund</u>					
Temporary Relocation Revolving Loans/Grants	\$ 1,400,000	\$ 398,783	\$ 1,001,217	28.48%	71.52%
Total Temporary Relocation Exp. Rev. Grant Fund	\$ 1,400,000	\$ 398,783	\$ 1,001,217	28.48%	71.52%
<u>Capital Development Fund</u>					
Grants for Educational Purposes	\$ 25,000,000	\$ -	\$ 25,000,000	0.00%	100.00%
Total Capital Development Fund	\$ 25,000,000	\$ -	\$ 25,000,000	0.00%	100.00%
<u>School Construction Fund</u>					
Construction Grants	\$ 67,285,147	\$ 31,452,009	\$ 35,833,138	46.74%	53.26%
Total School Construction Fund	\$ 67,285,147	\$ 31,452,009	\$ 35,833,138	46.74%	53.26%
<u>Downstate Transit Improvement Fund</u>					
Awards and Grants, Lump Sum	\$ 550,000	\$ 550,000	\$ -	100.00%	0.00%
Total Downstate Transit Improvement Fund	\$ 550,000	\$ 550,000	\$ -	100.00%	0.00%

ILLINOIS STATE BOARD OF EDUCATION
Awards and Grants Expenditures
July 1, 2013 through February 28, 2014
(Fiscal Year 2014)

	Appropriation Amount	Expenditures to Date	Unexpended Appropriation	Percentage spent YTD	Percentage Unexpended
<u>Personal Property Tax Replacement Fund</u>					
Lump Sums	\$ 70,000	\$ 70,000	\$ -	100.00%	0.00%
Awards and Grants, Lump Sums	2,225,000	1,570,913	654,087	70.60%	29.40%
Grants for Educational Purposes	12,400,000	7,566,297	4,833,703	61.02%	38.98%
Total Personal Property Tax Replacement Fund	\$ 14,695,000	\$ 9,207,210	\$ 5,487,790	62.66%	37.34%
<u>After School Rescue Fund</u>					
Lump Sums	\$ 200,000	\$ -	\$ 200,000	0.00%	100.00%
Total After School Rescue Fund	\$ 200,000	\$ -	\$ 200,000	0.00%	100.00%
TOTAL AWARDS AND GRANTS - ALL FUNDS	\$ 9,613,317,107	\$ 5,039,930,329	\$ 4,576,157,452	52.43%	47.60%

**ILLINOIS STATE BOARD OF EDUCATION
FINANCIAL STATUS REPORT - 07/01/2013 THROUGH 2/28/2014
FY2014**

	<u>Funded Amount</u>	<u>Expended Year to Date</u>	<u>% Spent Year to Date</u>	<u>February Expenditures</u>	<u>Description</u>
Personal Services and Related	56,055.1	26,913.2	48.0%	3,398.3	Salaries & Benefits
Contractual Services	182,801.1	41,340.3	22.6%	4,673.8	Agency Contracts (see below); Non-Employee Travel; Conferences; Registration Fees
Travel	2,493.8	672.0	26.9%	72.8	Staff Travel
Commodities	737.6	69.4	9.4%	0.6	Supplies; Books
Printing	766.6	31.4	4.1%	2.8	Agency Printing
Equipment	1,275.9	79.2	6.2%	0.3	Computers; Printers; Furniture
Telecommunications	1,067.3	256.6	24.0%	30.1	Telecommunications Expenses
Auto Operations	23.8	10.4	43.7%	1.1	Operation of Agency Autos
Prompt Payment Act	36.9	36.3	0.0%	0.0	Prompt Payment
Refunds	14.7	1.5	10.2%	0.0	Refunds
Temp. Relocation Revolving Fund	1,500.0	1,500.0	100.0%	0.0	Interfund Cash Transfer
Grants	9,524,532.0	5,008,478.2	52.6%	599,091.1	See Detail Below
School Construction Grants	92,285.1	31,452.0	34.1%	19,024.2	School Construction Funds
TOTAL	9,863,589.9	5,110,840.5		626,295.1	

	<u>Funded Amount</u>	<u>Expended Year to Date</u>	<u>% Spent Year to Date</u>	<u>February Expenditures</u>	<u>Description</u>
Agency Contracts Breakdown:					
<u>Human Resources</u>					
Schuyler Roche & Chrisham					Arbitration matters
GRF	200.0	189.5	94.8%	31.1	
<u>Administrative Services</u>					
Alzina					Building lease in Springfield
GRF	1,221.9	856.7	70.1%	95.2	
Other State	367.6	257.7	70.1%	28.6	
Federal	750.5	526.2	70.1%	58.5	
Facilities Management					
GRF	126.9	73.6	58.0%	10.7	Rent for Chicago Office, Thompson Center
Other State	3.9	2.3	59.5%	0.3	
Federal	177.6	102.6	57.8%	15.0	
Xerox Corporation					Will supply copier maintenance and repair to ISBE's XEROX machines.
GRF	92.5	55.5	60.0%	55.5	
Other State	92.5	0.0	0.0%	0.0	
<u>General Counsel/Legal</u>					
5 Impartial Hearing Officers					Teacher Dismissal Hearing Officers
GRF	24.2	5.4	22.2%	0.8	
Laner Muchin Ltd					Prosecution of Educator misconduct cases and any other cases ISBE may request
GRF	250.0	9.4	3.8%	0.0	

	<u>Funded Amount</u>	<u>Expended Year to Date</u>	<u>% Spent Year to Date</u>	<u>February Expenditures</u>	<u>Description</u>
ADR International, LLC					Pursuant to PA97-8 will provide training to hearing officers to enable them to preside over tenured teacher dismissal hearings across the State of Illinois.
GRF	75.0	37.5	50.0%	0.0	
Hazel Crest SD #152.5					To pay for the settlement agreement with Innovation Modular Solutions (IMS) and to pay the District attorney's fees.
Other State	1,200.0	600.0	50.0%	0.0	
<u>Information Technology</u>					
Levi Ray & Shoup Inc					One Programmer/Analyst to assist in the further development and continuation of the Web-based Illinois Nutrition System (WINS).
Federal	122.4	71.9	58.8%	18.6	
Marucco Stoddard, Ferenbach & Walsh (MSF&W)					One lead programmer for Child Nutrition (CNS), Claim Entry System (ACES) and LAN based Child Nutrition System - MY11213
Federal	162.3	80.7	49.7%	11.7	
Ashbaugh & Associates					Two programmers for the Special Education Data System - MY11214
Federal	312.7	143.9	46.0%	20.7	
Lead IT					One programmer for Child Nutrition (CNS), Claim Entry System (ACES) and LAN based Child Nutrition System - MY11212
Federal	129.5	64.5	49.8%	9.1	
Ashbaugh & Associates					Two programmers for Child Nutrition (CNS), Claim Entry System (ACES) and LAN based Child Nutrition System - MY11211
Federal	326.7	167.0	51.1%	22.9	
Utilistar					Data analysis and reporting for Supplemental Education Services
Federal	49.9	0.0	0.0%	0.0	
Ashbaugh & Associates					Programmer for Teacher Certification Information System and Educator Certification System MY09212
Other State	162.3	100.3	61.8%	14.6	
Capitol Strategies Inc					Two Programmers for Child Nutrition System - MY08212
Federal	324.7	198.0	61.0%	26.2	
IBM					Ongoing maintenance for the Statewide Student Information System
GRF	750.0	750.0	100.0%	0.0	
Other State	350.0	0.0	0.0%	0.0	
Federal	600.0	241.7	40.3%	141.7	
Capitol Strategies Consulting					Continued development and maintenance of the entity profile system; assist staff in interfacing ISBE's current applications with EPS, implement enhancement requests and provide support, update user manuals and system documentation of the entity system.
GRF	155.4	34.2	22.0%	13.6	
<u>College and Career Readiness</u>					
Sangamon County ROE					Staff support for Illinois Mathematics and Science Partnership Program and Enhancing Education Through Technology as well as other statewide initiatives
Federal	70.0	17.5	25.0%	0.0	
EvalSolutions					Will provide external evaluation for Illinois Mathematics and Science Partnerships Program
Federal	63.5	63.5	100.0%	0.0	
University of Illinois					Will support the implementation and continuous improvement of the pathways initiative, including the STEM POS and Learning Exchanges.
Federal	291.8	145.9	50.0%	0.0	

	<u>Funded Amount</u>	<u>Expended Year to Date</u>	<u>% Spent Year to Date</u>	<u>February Expenditures</u>	<u>Description</u>
Illinois Foundation FFA					Will establish a governance structure in which the Lead Entity will serve as administrative and fiscal agent of the Agriculture Learning Exchange.
Federal	173.7	43.4	25.0%	0.0	
Illinois Science and Technology Inst.					Will establish a governance structure in which the Lead Entity will serve as administrative and fiscal agent of the Research and Development Learning Exchange.
Federal	222.9	55.7	25.0%	0.0	
Illinois Manufacturers' Association					Will establish a governance structure in which the Lead Entity will serve as administrative and fiscal agent of the Manufacturing Learning Exchange.
Federal	245.0	61.3	25.0%	0.0	
Illinois Community College Board					Will perform services related to the STEM College and Career Readiness project (CCR), which will support the implementation of programs of study by connecting remedial education to programs of study efforts
Federal	456.6	44.5	9.7%	21.4	
Comptia Workforce Development					Will establish a governance structure in which the Lead Entity will serve as administrative and fiscal agent of the Information Technology Learning Exchange.
Federal	150.0	37.5	25.0%	0.0	
University of Illinois					Will establish a governance structure in which the Lead Entity will serve as administrative and fiscal agent of the Health Science Learning Exchange.
Federal	159.2	79.6	50.0%	39.8	
Southwestern Ed. Dev. Corp					Will assist ISBE with state sponsored technical assistance workshops and professional development for 21st CCLC grantees.
Federal	599.2	350.0	58.4%	50.0	
Illinois Community College Board					Will provide support for Common Core State Standards implementation by supporting local curriculum alignment meetings in English Language Arts and Math at each state Community College.
Federal	210.4	100.0	47.5%	62.5	
Sangamon County ROE					Will provide staff assistance to review budgets for 21st CCLC and other grants as needed. Will provide monitors and advisors for 21st CCLC grantees and site visits.
Federal	65.0	21.0	32.3%	0.0	
Illinois Board of Higher Education					Will focus on advancement of the implementation and alignment of Common Core State Standards across secondary and post secondary curricula through the development of a regional consortia of universities, community colleges and high schools through outreach.
Federal	138.2	120.7	87.3%	0.0	
Illinois State University					Will convene and facilitate the work of multi-state teams to support common core statewide implementation planning. Provide leadership and coordination of the Partnership for the Assessment Readiness for College and Career (PARCC) Educator Leader Core.
Federal	1,064.4	254.9	23.9%	89.9	
Education Development Center					Will evaluate the implementation of the 21st CCLC Program in Illinois by measuring how well ISBE and its sub grantees are meeting established program goal and the seven statewide objectives in ISBE's 21st CCLC plan to ED.
Federal	207.2	106.2	51.3%	0.0	
Illinois Board of Higher Education					Will establish further the advancement and alignment of Common Core Standards across secondary and post-secondary curricula through the development of a regional consortia comprised of universities, community colleges and high schools through outreach and workshops. Will align the Common Core Standards to educator preparation programs through professional development opportunities for Illinois' two and four year public and private institutions.

	<u>Funded Amount</u>	<u>Expended Year to Date</u>	<u>% Spent Year to Date</u>	<u>February Expenditures</u>	<u>Description</u>
Federal	150.0	0.0	0.0%	0.0	
<u>Early Childhood</u>					
National Louis University					Third party monitoring of Early Childhood Block Grant Programs
GRF	852.9	426.5	50.0%	0.0	
IL Department of Human Services					Gateways to Opportunities Scholarship Program for Early Childhood
GRF	500.0	500.0	100.0%	0.0	
WestEd					Contractor will develop the Illinois Kindergarten Individual Development Survey
GRF	1,523.3	761.6	50.0%	0.0	
IL Department of Human Services					ISBE is the fiscal agent for RTT-ELC funds. This agreement will give ISBE the authority to transfer funds to the Illinois Department of Human Services to comply with the terms of the state's RTT-ELC application.
Federal	6,086.8	2,852.0	46.9%	884.1	
Northern Illinois University					Will provided services to ISBE and the Governor's Office of Early Childhood Development (OECD) to support OECD's implementation of the State's Race to the Top Early Learning Challenge Grant.
Federal	174.9	87.5	50.0%	17.5	
WestEd					Will develop an online Inter Rater Agreement System for the KIDS assessment.
Federal	304.7	152.4	50.0%	0.0	
IL Department of Children and Family Services					DCFS will provide professional services to advance in the development of weighting (risk assessment) and key indicator systems for child day care licensing.
Federal	200.0	50.0	25.0%	0.0	
<u>English Language Learning</u>					
Illinois Resource Center					Statewide professional development
GRF	1,786.6	397.0	22.2%	198.5	
Federal	125.0	0.0	0.0%	0.0	
Illinois Migrant Council					Support & technical assistance to the Migrant Education Program
Federal	81.8	81.8	100.0%	0.0	
University of Wisconsin					Will create academic Spanish language development standards for grades PreK-12 and develop technology mediated assessments for grades PreK-12
Federal	919.1	239.5	26.1%	32.4	
Illinois Migrant Council					Support & technical assistance to the Migrant Education Program
Federal	491.7	245.8	50.0%	49.2	
<u>Special Education Services</u>					
10 Hearing Officers					Impartial Hearing Officers in the local-level - Section 14-8.02 of the School Code
Federal	376.0	262.4	69.8%	35.3	
9 Mediation Officers					Special Education mediation services
Federal	90.0	51.5	57.3%	7.0	
ROE # 20					Harrisburg Project - Manage software for special education districts and co-ops
Federal	709.4	472.9	66.7%	59.1	
Measurement Incorporated					Special Education parent survey
Federal	65.0	21.7	33.4%	21.7	
Capitol Strategies Consulting					Maintain Special Education Database System
Federal	155.8	73.0	46.8%	8.6	
Illinois State University					Evaluation services for the 5 year State Personnel Development Grant
Federal	150.0	87.5	58.3%	12.5	
Peoria County ROE					Administer, plan and implement the IL Virtual School (IVS) Program

	<u>Funded Amount</u>	<u>Expended Year to Date</u>	<u>% Spent Year to Date</u>	<u>February Expenditures</u>	<u>Description</u>
GRF	1,200.0	950.0	79.2%	100.0	
Federal	250.0	0.0	0.0%	0.0	
Special Education Solutions					Training and on-going staff development for Due Process Hearing Officers
Federal	134.7	72.7	54.0%	10.4	
Waterloo CUSD 5					School Technology Loan Agreement
Other State	300.1	300.1	100.0%	0.0	
Sycamore CUSD 427					School Technology Loan Agreement
Other State	402.7	402.7	100.0%	0.0	
Marengo-Union ECSD 165					School Technology Loan Agreement
Other State	159.3	159.3	100.0%	0.0	
Forestville Valley CUSD 221					School Technology Loan Agreement
Other State	112.8	112.8	100.0%	0.0	
Casey-Westfield CUSD 4C					School Technology Loan Agreement
Other State	117.7	117.7	100.0%	0.0	
COMMUNITY UNIT SCHOOL DIST 200					School Technology Loan Agreement
Other State	325.0	325.0	100.0%	0.0	
LAMOILLE CUSD 303					School Technology Loan Agreement
Other State	53.2	53.2	100.0%	0.0	
RIVER TRAILS SD 26					School Technology Loan Agreement
Other State	219.4	219.4	100.0%	0.0	
COMMUNITY UNIT SCHOOL DIST 2					School Technology Loan Agreement
Other State	178.0	178.0	100.0%	0.0	
HINCKLEY BIG ROCK CUSD 429					School Technology Loan Agreement
Other State	97.6	97.6	100.0%	0.0	
WINNEBAGO CUSD 323					School Technology Loan Agreement
Other State	165.1	165.1	100.0%	0.0	
ROCKDALE SD 84					School Technology Loan Agreement
Other State	64.5	64.5	100.0%	0.0	
SANDWICH CUSD 430					School Technology Loan Agreement
Other State	238.8	238.8	100.0%	0.0	
PEORIA HEIGHTS CUSD 325					School Technology Loan Agreement
Other State	100.0	100.0	100.0%	0.0	
LOCKPORT SD 91					School Technology Loan Agreement
Other State	125.8	125.8	100.0%	0.0	
CLAY CITY CUSD 10					School Technology Loan Agreement
Other State	56.7	56.7	100.0%	0.0	
LEMONT-BROMBEREK CSD 113A					School Technology Loan Agreement
Other State	366.4	366.4	100.0%	0.0	
BLUFORD GRADE SCHOOL 114					School Technology Loan Agreement
Other State	50.0	50.0	100.0%	0.0	
MUNDELEIN COUNTY OF LAKE					School Technology Loan Agreement
Other State	265.5	265.5	100.0%	265.5	
<u>Innovation and Improvement</u>					
University of Memphis					Evaluation of the effectiveness of providers for Supplemental Education Services
Federal	154.5	76.9	49.8%	0.0	

Assessment

	<u>Funded Amount</u>	<u>Expended Year to Date</u>	<u>% Spent Year to Date</u>	<u>February Expenditures</u>	<u>Description</u>
NCS Pearson (Harcourt)					Implement the Illinois Standards Achievement Test (ISAT) and state assessment and accountability requirements- MY07645
GRF	6,795.1	6,795.1	100.0%	0.0	
Federal	6,853.2	2,692.7	39.3%	1,040.1	
NCS Pearson (Harcourt)					Development of the Illinois Standards Achievement Test- MY05647
GRF	2,505.0	2,505.0	100.0%	0.0	
Federal	2,007.8	400.1	19.9%	363.1	
NCS Pearson, Inc.					IAA Test Development (MY066410)
Federal	2,902.8	1,935.2	66.7%	241.9	
Wisconsin University - WIDA Consortium					Title III Requirements for the ACCESS test (English Language Learning). Validated through comparative studies
GRF	5,032.9	3,249.1	64.6%	0.0	
American College Testing					Administration of the Prairie State Achievement Exam (PSAE)
GRF	12,687.0	6,120.7	48.2%	0.0	
Other State	865.8	0.0	0.0%	0.0	
Federal	3,314.9	0.0	0.0%	0.0	
Harte-Hanks					Will provide evaluation and review of vendor services to ensure the quality and accuracy of all Illinois' assessments
Federal	379.0	155.8	41.1%	0.0	
Danny Long					Will serve as the Partnership for Assessment of Readiness for College and Careers (PARCC) Coordinator.
Federal	117.0	73.1	62.5%	9.8	
GRF	10.0	2.2	22.0%	0.8	
Wesley D. Bruce					Will provide professional consultation and management services relating to ISBE and Partnership Assessment of Readiness for College Careers (PARCC) assessment accountability, and develop a technology plan for the implementation of PARCC.
Other State	91.5	36.2	39.6%	10.5	
<u>System of Support and District Intervention</u>					
Macon Piatt ROE #39					Will support the consistent design and delivery of state professional development modules, materials and workshops through the statewide system in the areas of Math, Reading/Language Arts, Assessment/Data, Social Emotional Learning and Parent Involvement.
Federal	137.6	80.2	58.3%	11.5	
American Institutes for Research					Will direct and support the work of the Statewide System of Support (SSOS) in establishing programs and processes based on scientifically-based research and best practices.
Federal	13,879.0	5,000.0	36.0%	0.0	
Northern Illinois University					Refinement and maintenance of the IIRC and the development of a consolidated SIP/DIP/TIP and the Race to the Top Phase Three
GRF	993.8	732.9	73.7%	0.0	
Federal	472.0	0.0	0.0%	0.0	
Academic Development, Inc.					Technical assistance to schools/districts in developing evaluations for the content and effectiveness of the parental involvement policy activities and programs for improving the academic quality of schools through the spread of internet technology
Federal	100.7	50.4	50.0%	0.0	
Sangamon County ROE #51					Will provide staff assistance to review budgets for school improvement 1003(a) and 1003(g) and other grants as needed. To provide monitors and advisors for School Improvement 1003(g) and System of Support and technical assistance.

	<u>Funded Amount</u>	<u>Expended Year to Date</u>	<u>% Spent Year to Date</u>	<u>February Expenditures</u>	<u>Description</u>
Federal	100.0	10.0	10.0%	0.0	
Champaign-Ford ROE#9					Will provide resources, stipends and travel for committee members to develop a math curriculum models project focused on middle and high schools which can be adopted or adapted for each school if needed to implement.
Federal	509.3	9.3	1.8%	0.0	
<u>Educator Licensure</u>					
Hupp Information Technologies					Redesign of the TCIS TSR Systems
Other State	1,092.4	0.0	0.0%	0.0	
Illinois State University					Coordinate work to support of the National Board of Professional Teaching Standards to serve schools
Federal	350.2	119.6	34.2%	0.0	
<u>Preparation and Evaluation</u>					
3 Hearing Officers					Certification Revocation Hearing Officers
Other State	179.9	7.7	4.3%	1.1	
American Institutes for Research					Will provide a work plan that lays out strategic timelines and outcomes to be completed monthly through 6/30/13, in order to fulfill the short term and long term goals of PEAC
Federal	95.6	31.9	33.3%	0.0	
Westat					Will serve as the entity to conduct the PERA Research Based Study.
Federal	471.3	353.5	75.0%	235.7	
<u>Chief Performance Officer</u>					
IL Board of Higher Education					Integrate infrastructure and data systems of IBHE and ISBE for IL Longitudinal Data System
Federal	107.7	87.5	81.3%	8.9	
IL Board of Higher Education					IL Longitudinal Data System Status Reports
Federal	430.4	15.2	3.5%	0.0	
MSF&W					Co-project manager for the Illinois Longitudinal Data System (ILDS)
Federal	182.5	112.6	61.7%	19.8	
Illinois Community College Board					Funding for ICCB to perform certain services related to the State Longitudinal Data System ARRA Grant
Federal	700.0	109.5	15.6%	12.2	
Northern Illinois University					NIU will update the Illinois Interactive Report card to implement to new state report card per Public Act 097-0671.
Federal	190.0	190.0	100.0%	0.0	
Diversified Services Network					Time and materials contract for one business analyst for the Illinois Longitudinal Data System.
Federal	175.3	80.8	46.1%	12.8	
22nd Century Technologies Inc					Time and materials contract for one business analyst for the Illinois Longitudinal Data System.
Federal	133.5	45.3	33.9%	0.0	
Paradigm Solutions Inc					Time and materials contract for two programmer analysts for the Illinois Longitudinal Data System.
Federal	396.4	156.8	39.6%	16.7	
MSF&W					Will implement a knowledge management system for ISBE as part of the Longitudinal Data System project.
Federal	174.1	134.4	77.2%	6.4	

	<u>Funded Amount</u>	<u>Expended Year to Date</u>	<u>% Spent Year to Date</u>	<u>February Expenditures</u>	<u>Description</u>
Champaign-Ford ROE #9	160.0	0.0	0.0%	0.0	Will perform the services required to complete the LEA Support and Regional Capacity project as detailed in the Race to the Top grant.
IlliniCloud					Will provide professional development services to train personnel in Race to the Top participating in LEAS to implement and use the Illinois Shared Learning Environment (ISLE). Will provide technical training for teachers, district technical staff, and administrators. Will perform content tagging that will enable digital content to be searchable through ISLE applications and accessible for teachers using ISLE.
Federal	515.8	162.9	31.6%	51.0	
National Student Clearinghouse					Purchase of National Student Clearinghouse data which will report the enrollment and progress of Illinois high school graduates who have matriculated to post secondary institutions within the United States.
Federal	182.8	182.8	100.0%	0.0	
UChicago Impact, LLC					Will develop and administer a statewide Survey of Learning Conditions as required by Section 2-3.153 of the School Code (105ILCS5/2-3.153).
GRF	133.4	0.0	0.0%	0.0	
Federal	256.6	0.0	0.0%	0.0	
Northern Illinois University					Will provide services to support the startup activities of an ILDS multi-agency governance framework.
Federal	85.7	8.6	10.0%	8.6	
IBM					Will construct the ISBE Data Warehouse, a key component of the Illinois Longitudinal Data System (ILDS). Will be responsible for a scope of work that includes building the warehouse and all associated components.
Federal	1,800.0	250.0	13.9%	250.0	
Capitol Strategies Consulting					A data analyst will meet project needs for The Center for Performance including will generate ad hoc reports and data analysis in support of the division of Early Childhood and will also produce data submissions for the EDEN/EDFacts system.
GRF	85.0	0.0	0.0%	0.0	
Other State	80.3	0.0	0.0%	0.0	
<u>Fiscal and Procurement</u>					
Crowe Horwath					Will follow the agency procedures for GAAP reports and the IOC's SAMS chapter 27 procedures to assist staff in extracting and compiling data from the Agency's Internal Accounting System for the purpose of converting accounting information from cash basis GAAP reporting
GRF	98.0	55.4	56.6%	1.3	
Multilingual Connections					Translation of documents from English to other languages
Federal	71.0	4.9	6.8%	0.6	
Other State	1.3	1.3	100.0%	0.0	
GRF	1.2	1.2	100.0%	0.0	
<u>Funding & Disbursements</u>					
MTW Solutions, LLC					Technical Support for e-Grants System
Federal	45.0	10.6	23.5%	0.0	
GRF	15.0	5.0	33.0%	0.0	
<u>Nutrition Programs</u>					
Legal Resolve, Inc.					Administrative Hearing Officer for Child Care Food Program
Federal	150.0	27.9	18.6%	5.2	

	<u>Funded Amount</u>	<u>Expended Year to Date</u>	<u>% Spent Year to Date</u>	<u>February Expenditures</u>	<u>Description</u>
Department of Public Health Federal	67.0	67.0	100.0%	0.0	Conduct the summer food sanitation inspections
<u>School Business Services</u>					
North Chicago SD 187 Other State	128.5	0.0	0.0%	0.0	Technical assistance to promote the financial health of the this district. Will provide funding toward the salary and benefits for a new financial and budget analyst position at the district.
East St. Louis SD 189 GRF	3,000.0	3,000.0	100.0%	0.0	P.A. 98-0034, Sec 30 authorized the sum of \$3,000,000, appropriated from the General Revenue Fund to ISBE for the ordinary and contingent expenses of E. St Louis School District #189.
East St. Louis SD 189 Other State	236.0	0.0	0.0%	0.0	Will provide funding toward salary, and benefits for a new Chief Financial Officer (CFO) position at the district.
LASALLE-PERU TOWNSHIP HIGH Other State	50.0	50.0	100.0%	0.0	School Maintenance Grant
KEWANEE CUSD 229 Other State	50.0	50.0	100.0%	0.0	School Maintenance Grant
OHIO COMM CONS SD 17 Other State	50.0	50.0	100.0%	0.0	School Maintenance Grant
MARSEILLES ESD 150 Other State	50.0	0.0	0.0%	0.0	School Maintenance Grant
EAST PEORIA SD 86 Other State	50.0	50.0	100.0%	0.0	School Maintenance Grant
LOCKPORT SD 91 Other State	50.0	50.0	100.0%	0.0	School Maintenance Grant
SOUTHWESTERN CUSD 9 Other State	50.0	50.0	100.0%	0.0	School Maintenance Grant
OGLESBY ESD 125 Other State	50.0	0.0	0.0%	0.0	School Maintenance Grant
ST JOSEPH OGDEN CHSD305 Other State	50.0	50.0	100.0%	0.0	School Maintenance Grant
CRESTON CCSD 161 Other State	50.0	50.0	100.0%	0.0	School Maintenance Grant
BELLEVILLE SD 118 Other State	50.0	50.0	100.0%	0.0	School Maintenance Grant
BOND COUNTY 2 Other State	50.0	50.0	100.0%	0.0	School Maintenance Grant
DOLTON CUSD 149 Other State	50.0	50.0	100.0%	0.0	School Maintenance Grant
JOLIET PUBLIC SCH DIST 86 Other State	50.0	50.0	100.0%	0.0	School Maintenance Grant
SIGNAL HILL SD 181 Other State	50.0	50.0	100.0%	0.0	School Maintenance Grant
ASTORIA CUSD 1 Other State	50.0	50.0	100.0%	0.0	School Maintenance Grant
ARMSTRONG-ELLIS CSD 61 Other State	50.0	50.0	100.0%	0.0	School Maintenance Grant

	<u>Funded Amount</u>	<u>Expended Year to Date</u>	<u>% Spent Year to Date</u>	<u>February Expenditures</u>	<u>Description</u>
MIDWEST CENTRAL CUD 191					School Maintenance Grant
Other State	50.0	50.0	100.0%	0.0	
LANSING SD 158					School Maintenance Grant
Other State	50.0	0.0	0.0%	0.0	
EAST ALTON-WOOD RIVER					School Maintenance Grant
Other State	50.0	50.0	100.0%	0.0	
ANNA SD 37					School Maintenance Grant
Other State	50.0	50.0	100.0%	0.0	
HARDIN CNTY CUD 1					School Maintenance Grant
Other State	50.0	50.0	100.0%	0.0	
GILLESPIE CUSD 7					School Maintenance Grant
Other State	50.0	50.0	100.0%	0.0	
MAHOMET-SEYMOUR CUSD 3					School Maintenance Grant
Other State	50.0	50.0	100.0%	0.0	
WASHINGTON CHSD 308					School Maintenance Grant
Other State	50.0	50.0	100.0%	0.0	
GIBSON-MELVIN-SIBLEY CUSD 5					School Maintenance Grant
Other State	50.0	50.0	100.0%	0.0	
CARLINVILLE CUSD 1					School Maintenance Grant
Other State	50.0	50.0	100.0%	0.0	
MERIDIAN CUSD 15					School Maintenance Grant
Other State	50.0	50.0	100.0%	0.0	
CENTRAL CUSD 4					School Maintenance Grant
Other State	50.0	50.0	100.0%	0.0	
CRYSTAL LAKE CCSD 47					School Maintenance Grant
Other State	50.0	50.0	100.0%	0.0	
FAIRMONT SD 89					School Maintenance Grant
Other State	50.0	50.0	100.0%	0.0	
CASEY-WESTFIELD CUSD 4C					School Maintenance Grant
Other State	50.0	50.0	100.0%	0.0	
PRINCETON TWP HSD 500					School Maintenance Grant
Other State	50.0	50.0	100.0%	0.0	
DU QUOIN COMMUNITY UNIT SCHOOL					School Maintenance Grant
Other State	50.0	50.0	100.0%	0.0	
KANKAKEE SD 111					School Maintenance Grant
Other State	50.0	50.0	100.0%	0.0	
QUEEN BEE SD 16					School Maintenance Grant
Other State	50.0	50.0	100.0%	0.0	
LIMESTONE CHSD 310					School Maintenance Grant
Other State	50.0	50.0	100.0%	0.0	
PIKELAND CUSD 10					School Maintenance Grant
Other State	50.0	50.0	100.0%	0.0	
KINNIKINNICK CCSD131					School Maintenance Grant
Other State	50.0	50.0	100.0%	0.0	
CHRISTOPHER UNIT SCHOOL DIST 99					School Maintenance Grant
Other State	50.0	50.0	100.0%	0.0	
WALTONVILLE CUSD 1					School Maintenance Grant
Other State	50.0	50.0	100.0%	0.0	
SUNNYBROOK SCHOOL DIST 171					School Maintenance Grant

	<u>Funded Amount</u>	<u>Expended Year to Date</u>	<u>% Spent Year to Date</u>	<u>February Expenditures</u>	<u>Description</u>
Other State SPARTA CUSD 140	50.0	50.0	100.0%	0.0	School Maintenance Grant
Other State PEARL CITY CUSD 200	50.0	50.0	100.0%	0.0	School Maintenance Grant
Other State SHELBYVILLE CUSD 4	50.0	50.0	100.0%	0.0	School Maintenance Grant
Other State GALATIA CUSD 1	50.0	50.0	100.0%	0.0	School Maintenance Grant
Other State CHESTER CUSD 139	50.0	50.0	100.0%	0.0	School Maintenance Grant
Other State DOLTON SCHOOL DIST 148	50.0	50.0	100.0%	0.0	School Maintenance Grant
Other State THORNTON THSD 205	50.0	50.0	100.0%	0.0	School Maintenance Grant
Other State LENA WINSLOW CUSD 202	50.0	50.0	100.0%	0.0	School Maintenance Grant
Other State ORANGEVILLE SCHOOL DISTRICT 203	50.0	50.0	100.0%	0.0	School Maintenance Grant
Other State SARATOGA CCSD 60C	50.0	50.0	100.0%	0.0	School Maintenance Grant
Other State WOODLAND CCSD 50	50.0	50.0	100.0%	0.0	School Maintenance Grant
Other State HARRISON SD 36	50.0	50.0	100.0%	0.0	School Maintenance Grant
Other State LYONS SD 103	50.0	50.0	100.0%	0.0	School Maintenance Grant
Other State MANHATTAN SD 114	50.0	50.0	100.0%	0.0	School Maintenance Grant
Other State ZION-BENTON THSD 126	50.0	50.0	100.0%	0.0	School Maintenance Grant
Other State WESTERN COMMUNITY UNIT SD 12	50.0	50.0	100.0%	0.0	School Maintenance Grant
Other State CALUMET CITY SD 155	50.0	50.0	100.0%	0.0	School Maintenance Grant
Other State BELLEVILLE TWP HSD 201	50.0	50.0	100.0%	0.0	School Maintenance Grant
Other State CHESTER-EAST LINCOLN CCSD 61	50.0	50.0	100.0%	0.0	School Maintenance Grant
Other State MERIDIAN CUSD 101	50.0	50.0	100.0%	0.0	School Maintenance Grant
Other State SOUTH HOLLAND SD 151	50.0	50.0	100.0%	0.0	School Maintenance Grant
Other State NORTH WAMAC SD 186	50.0	50.0	100.0%	0.0	School Maintenance Grant
Other State ASHLEY CCSD 15	50.0	50.0	100.0%	0.0	School Maintenance Grant
Other State ELVERADO CUSD 196	50.0	50.0	100.0%	0.0	School Maintenance Grant
Other State	50.0	50.0	100.0%	0.0	

	<u>Funded Amount</u>	<u>Expended Year to Date</u>	<u>% Spent Year to Date</u>	<u>February Expenditures</u>	<u>Description</u>
ZION ESD 6					School Maintenance Grant
Other State	50.0	50.0	100.0%	0.0	
EAST MOLINE SD 37					School Maintenance Grant
Other State	50.0	50.0	100.0%	0.0	
EAST ST LOUIS SD 189					School Maintenance Grant
Other State	50.0	50.0	100.0%	0.0	
LASALLE ESD 122					School Maintenance Grant
Other State	50.0	50.0	100.0%	0.0	
PRAIRIE-HILLS ELEM SD 144					School Maintenance Grant
Other State	50.0	50.0	100.0%	0.0	
OTTAWA THSD 140					School Maintenance Grant
Other State	50.0	50.0	100.0%	0.0	
GALESBURG CUSD 205					School Maintenance Grant
Other State	50.0	50.0	100.0%	0.0	
GOREVILLE CUD 1					School Maintenance Grant
Other State	50.0	50.0	100.0%	0.0	
CENTRALIA SD 135					School Maintenance Grant
Other State	50.0	50.0	100.0%	0.0	
FAIRFIELD PSD 112					School Maintenance Grant
Other State	50.0	50.0	100.0%	0.0	
NEW HOPE CCSD 6					School Maintenance Grant
Other State	50.0	50.0	100.0%	0.0	
FAIRFIELD CHSD 225					School Maintenance Grant
Other State	50.0	50.0	100.0%	0.0	
BENTON CHSD 103					School Maintenance Grant
Other State	50.0	50.0	100.0%	0.0	
ROCK ISLAND SD 41					School Maintenance Grant
Other State	50.0	50.0	100.0%	0.0	
EWING NORTHERN CCSD 115					School Maintenance Grant
Other State	50.0	50.0	100.0%	0.0	
FARRINGTON CCSD 99					School Maintenance Grant
Other State	50.0	50.0	100.0%	0.0	
LICK CREEK CCSD 16					School Maintenance Grant
Other State	50.0	50.0	100.0%	0.0	
EGYPTIAN CUSD 5					School Maintenance Grant
Other State	50.0	50.0	100.0%	0.0	
COUNTY OF WILL SCHOOL DIST 88					School Maintenance Grant
Other State	50.0	50.0	100.0%	0.0	
STREATOR TWP HSD 40					School Maintenance Grant
Other State	50.0	50.0	100.0%	0.0	
CENTRAL A AND M COMMUNITY UNIT					School Maintenance Grant
Other State	50.0	50.0	100.0%	0.0	
MT VERNON CITY SCHOOL 80					School Maintenance Grant
Other State	50.0	50.0	100.0%	0.0	
HARMONY EMGE SD 175					School Maintenance Grant
Other State	50.0	50.0	100.0%	0.0	
BOARD OF ED SD 100					School Maintenance Grant
Other State	50.0	50.0	100.0%	0.0	
FREEMPORT SD 145					School Maintenance Grant

	<u>Funded Amount</u>	<u>Expended Year to Date</u>	<u>% Spent Year to Date</u>	<u>February Expenditures</u>	<u>Description</u>
Other State	50.0	50.0	100.0%	0.0	
OFALLON COMM CONS 90					School Maintenance Grant
Other State	50.0	50.0	100.0%	0.0	
COMMUNITY UNIT SCH DIST NO 1					School Maintenance Grant
Other State	50.0	50.0	100.0%	0.0	
COOK CO BD OF ED 89					School Maintenance Grant
Other State	50.0	50.0	100.0%	0.0	
SULLIVAN C U SCHOOL DIST 300					School Maintenance Grant
Other State	50.0	50.0	100.0%	0.0	
CARTERVILLE CUSD 5					School Maintenance Grant
Other State	50.0	50.0	100.0%	0.0	
EAST RICHLAND CUSD 1					School Maintenance Grant
Other State	50.0	50.0	100.0%	0.0	
ANNA JONESBORO CHSD 81					School Maintenance Grant
Other State	50.0	50.0	100.0%	0.0	
ROCK FALLS ESD 13					School Maintenance Grant
Other State	50.0	50.0	100.0%	0.0	
RED HILL CUSD 10					School Maintenance Grant
Other State	50.0	50.0	100.0%	0.0	
ROSSVILLE-ALVIN CSD 7					School Maintenance Grant
Other State	50.0	50.0	100.0%	0.0	
LITCHFIELD CUD 12					School Maintenance Grant
Other State	50.0	50.0	100.0%	0.0	
ROCKTON SD 140					School Maintenance Grant
Other State	50.0	50.0	100.0%	0.0	
POTOMAC CUSD 10					School Maintenance Grant
Other State	50.0	50.0	100.0%	0.0	
MILLSTADT CCSD 160					School Maintenance Grant
Other State	50.0	50.0	100.0%	0.0	
PONTIAC TWP HSD 90					School Maintenance Grant
Other State	50.0	50.0	100.0%	0.0	
ILLINI CENTRAL SCHOOL DIST 189					School Maintenance Grant
Other State	50.0	50.0	100.0%	0.0	
NORTH WAYNE CUSD 200					School Maintenance Grant
Other State	50.0	50.0	100.0%	0.0	
MT OLIVE CUSD 5					School Maintenance Grant
Other State	50.0	50.0	100.0%	0.0	
ARCOLA CUSD 306					School Maintenance Grant
Other State	50.0	50.0	100.0%	0.0	
OHIO CHSD 505					School Maintenance Grant
Other State	50.0	50.0	100.0%	0.0	
PROPHETSTOWN-LYNDON CUSD 3					School Maintenance Grant
Other State	50.0	50.0	100.0%	0.0	
PRINCETON ELEM SD 115					School Maintenance Grant
Other State	50.0	50.0	100.0%	0.0	
SALEM SD 111					School Maintenance Grant
Other State	50.0	50.0	100.0%	0.0	
ARMSTRONG TWP HSD 225					School Maintenance Grant
Other State	50.0	50.0	100.0%	0.0	

	<u>Funded Amount</u>	<u>Expended Year to Date</u>	<u>% Spent Year to Date</u>	<u>February Expenditures</u>	<u>Description</u>
CARBONDALE CHSD 165					School Maintenance Grant
Other State	50.0	50.0	100.0%	0.0	
SOUTH CENTRAL CUSD 401					School Maintenance Grant
Other State	50.0	50.0	100.0%	0.0	
BURNHAM COOK COUNTY					School Maintenance Grant
Other State	50.0	50.0	100.0%	0.0	
EAST COLOMA-NELSON CONS ELEM					School Maintenance Grant
Other State	50.0	50.0	100.0%	0.0	
ARGO CHSD 217					School Maintenance Grant
Other State	50.0	50.0	100.0%	0.0	
COMMUNITY UNIT SCHOOL DIST 3					School Maintenance Grant
Other State	50.0	50.0	100.0%	0.0	
MENDON CUSD 4					School Maintenance Grant
Other State	50.0	50.0	100.0%	0.0	
PIKELAND CUSD 10					School Maintenance Grant
Other State	50.0	50.0	100.0%	0.0	
WESTERN COMMUNITY UNIT SD 12					School Maintenance Grant
Other State	50.0	50.0	100.0%	0.0	
GOREVILLE CUD 1					School Maintenance Grant
Other State	50.0	50.0	100.0%	0.0	
NEW SIMPSON HILL C D 32					School Maintenance Grant
Other State	50.0	50.0	100.0%	0.0	
SHAWNEE CUSD 84					School Maintenance Grant
Other State	50.0	50.0	100.0%	0.0	
MULBERRY GROVE CUSD 1					School Maintenance Grant
Other State	50.0	50.0	100.0%	0.0	
BOND COUNTY 2					School Maintenance Grant
Other State	50.0	50.0	100.0%	0.0	
EFFINGHAM CUSD 40					School Maintenance Grant
Other State	50.0	50.0	100.0%	0.0	
COMMUNITY UNIT SCHOOL DIST 50					School Maintenance Grant
Other State	50.0	50.0	100.0%	0.0	
BELVIDERE CUSD 100					School Maintenance Grant
Other State	50.0	50.0	100.0%	0.0	
ROCKTON SD 140					School Maintenance Grant
Other State	50.0	50.0	100.0%	0.0	
HONONEGAH CHSD 207					School Maintenance Grant
Other State	50.0	50.0	100.0%	0.0	
QUINCY SD 172					School Maintenance Grant
Other State	50.0	50.0	100.0%	0.0	
CAIRO SD 1					School Maintenance Grant
Other State	50.0	50.0	100.0%	0.0	
DURAND CUSD 322					School Maintenance Grant
Other State	50.0	50.0	100.0%	0.0	
WINNEBAGO CUSD 323					School Maintenance Grant
Other State	50.0	50.0	100.0%	0.0	
COMM CONS SCHOOL DISTRICT NO 15					School Maintenance Grant
Other State	50.0	50.0	100.0%	0.0	
PROSPECT HEIGHTS SD 23					School Maintenance Grant

	<u>Funded Amount</u>	<u>Expended Year to Date</u>	<u>% Spent Year to Date</u>	<u>February Expenditures</u>	<u>Description</u>
Other State RIVER TRAILS SD 26	50.0	50.0	100.0%	0.0	School Maintenance Grant
Other State NORTHBROOK SD 28	50.0	50.0	100.0%	0.0	School Maintenance Grant
Other State SUNSET RIDGE SD 29	50.0	50.0	100.0%	0.0	School Maintenance Grant
Other State NORTHBROOK-GLENVIEW SD 30	50.0	50.0	100.0%	0.0	School Maintenance Grant
Other State SCHOOL DIST 34 COOK COUNTY	50.0	50.0	100.0%	0.0	School Maintenance Grant
Other State COOK COUNTY SCHOOL DISTRICT 36	50.0	50.0	100.0%	0.0	School Maintenance Grant
Other State AVOCA SCHOOL DIST 37	50.0	50.0	100.0%	0.0	School Maintenance Grant
Other State WILMETTE SD 39	50.0	50.0	100.0%	0.0	School Maintenance Grant
Other State MOUNT PROSPECT SD 57	50.0	50.0	100.0%	0.0	School Maintenance Grant
Other State COMMUNITY CONS SCH DIST 62	50.0	50.0	100.0%	0.0	School Maintenance Grant
Other State BOARD OF EDUCATION	50.0	50.0	100.0%	0.0	School Maintenance Grant
Other State GOLF ELEM SD 67	50.0	50.0	100.0%	0.0	School Maintenance Grant
Other State SKOKIE SD 68	50.0	50.0	100.0%	0.0	School Maintenance Grant
Other State SKOKIE SD 69	50.0	50.0	100.0%	0.0	School Maintenance Grant
Other State MORTON GROVE SD 70	50.0	50.0	100.0%	0.0	School Maintenance Grant
Other State NILES ELEM SD 71	50.0	50.0	100.0%	0.0	School Maintenance Grant
Other State SKOKIE SD 73-5	50.0	50.0	100.0%	0.0	School Maintenance Grant
Other State LINCOLNWOOD SD 74	50.0	50.0	100.0%	50.0	School Maintenance Grant
Other State NEW TRIER TWP HSD 203	50.0	50.0	100.0%	0.0	School Maintenance Grant
Other State MAINE TWP HSD 207	50.0	50.0	100.0%	0.0	School Maintenance Grant
Other State TOWNSHIP HSD 214	50.0	50.0	100.0%	0.0	School Maintenance Grant
Other State TOWNSHIP HSD 211	50.0	50.0	100.0%	0.0	School Maintenance Grant
Other State BOARD OF EDUCATION DIST 78	50.0	50.0	100.0%	0.0	School Maintenance Grant
Other State COOK CNTY BD EDUCATION 083	50.0	50.0	100.0%	0.0	School Maintenance Grant
Other State	50.0	50.0	100.0%	0.0	

	<u>Funded Amount</u>	<u>Expended Year to Date</u>	<u>% Spent Year to Date</u>	<u>February Expenditures</u>	<u>Description</u>
FRANKLIN PARK SD 84					School Maintenance Grant
Other State	50.0	50.0	100.0%	0.0	
RHODES SD 84-5					School Maintenance Grant
Other State	50.0	50.0	100.0%	0.0	
RIVER GROVE SD 85-5					School Maintenance Grant
Other State	50.0	50.0	100.0%	0.0	
UNION RIDGE SD 86					School Maintenance Grant
Other State	50.0	50.0	100.0%	0.0	
RIVER FOREST SD 90					School Maintenance Grant
Other State	50.0	50.0	100.0%	0.0	
LINDOP SD 92					School Maintenance Grant
Other State	50.0	50.0	100.0%	0.0	
HILLSIDE SD 93					School Maintenance Grant
Other State	50.0	50.0	100.0%	0.0	
COUNTY OF COOK SCHOOL DIST 98					School Maintenance Grant
Other State	50.0	50.0	100.0%	0.0	
LYONS SD 103					School Maintenance Grant
Other State	50.0	50.0	100.0%	50.0	
LA GRANGE SD 105					School Maintenance Grant
Other State	50.0	50.0	100.0%	50.0	
LAGRANGE HIGHLANDS SD 106					School Maintenance Grant
Other State	50.0	50.0	100.0%	50.0	
OAK PARK & RIVER FOREST D 200					School Maintenance Grant
Other State	50.0	50.0	100.0%	50.0	
SCHOOL DIST 208-COOK COUNTY					School Maintenance Grant
Other State	50.0	50.0	100.0%	50.0	
LEYDEN CHSD 212					School Maintenance Grant
Other State	50.0	50.0	100.0%	50.0	
SCHOOL DIST 234 RIDGEWOOD HIGH					School Maintenance Grant
Other State	50.0	50.0	100.0%	50.0	
COUNTY OF COOK SCHOOL DIST 104					School Maintenance Grant
Other State	50.0	50.0	100.0%	50.0	
WILLOW SPRINGS SD 108					School Maintenance Grant
Other State	50.0	50.0	100.0%	0.0	
CENTRAL STICKNEY SD 110					School Maintenance Grant
Other State	50.0	50.0	100.0%	0.0	
SCHOOL DISTRICT 111					School Maintenance Grant
Other State	50.0	50.0	100.0%	0.0	
LEMONT-BROMBEREK CSD 113A					School Maintenance Grant
Other State	50.0	50.0	100.0%	0.0	
NORTH PALOS SD 117					School Maintenance Grant
Other State	50.0	50.0	100.0%	0.0	
COUNTY OF COOK SCHOOL DIST 122					School Maintenance Grant
Other State	50.0	0.0	0.0%	-50.0	
OAK LAWN-HOMETOWN S D 123					School Maintenance Grant
Other State	50.0	50.0	100.0%	0.0	
PALOS HEIGHTS SD 128					School Maintenance Grant
Other State	50.0	50.0	100.0%	0.0	
KIRBY SD 140					School Maintenance Grant

	<u>Funded Amount</u>	<u>Expended Year to Date</u>	<u>% Spent Year to Date</u>	<u>February Expenditures</u>	<u>Description</u>
Other State FOREST RIDGE SD 142	50.0	50.0	100.0%	0.0	School Maintenance Grant
Other State COMMUNITY CONS SCH DIST 146	50.0	50.0	100.0%	0.0	School Maintenance Grant
Other State HARVEY SD 152	50.0	50.0	100.0%	0.0	School Maintenance Grant
Other State HOMEWOOD SD 153	50.0	50.0	100.0%	0.0	School Maintenance Grant
Other State FLOSSMOOR SD 161	50.0	50.0	100.0%	0.0	School Maintenance Grant
Other State SANDRIDGE SD 172	50.0	50.0	100.0%	0.0	School Maintenance Grant
Other State ARGO CHSD 217	50.0	50.0	100.0%	0.0	School Maintenance Grant
Other State COMMUNITY HIGH SCHOOL DIST 218	50.0	50.0	100.0%	0.0	School Maintenance Grant
Other State REAVIS TWP HSD 220	50.0	50.0	100.0%	0.0	School Maintenance Grant
Other State OAK LAWN CHSD 229	50.0	50.0	100.0%	0.0	School Maintenance Grant
Other State CONSOLIDATED HIGH SCH DIST 230	50.0	50.0	100.0%	0.0	School Maintenance Grant
Other State EVERGREEN PARK CHSD 231	50.0	50.0	100.0%	0.0	School Maintenance Grant
Other State CHADWICK-MILLEDGEVILLE CUSD 399	50.0	50.0	100.0%	0.0	School Maintenance Grant
Other State EAST DUBUQUE CUSD 119	50.0	50.0	100.0%	0.0	School Maintenance Grant
Other State GALENA CUSD 120	50.0	50.0	100.0%	50.0	School Maintenance Grant
Other State SUNNYBROOK SCHOOL DIST 171	50.0	50.0	100.0%	0.0	School Maintenance Grant
Other State STOCKTON CUSD 206	50.0	50.0	100.0%	50.0	School Maintenance Grant
Other State SCALES MOUND CUSD 211	50.0	50.0	100.0%	50.0	School Maintenance Grant
Other State DAKOTA CUSD 201	50.0	50.0	100.0%	50.0	School Maintenance Grant
Other State COMMUNITY UNIT SCHOOL DIST 3	50.0	50.0	100.0%	50.0	School Maintenance Grant
Other State COMMUNITY UNIT SCH DIST 7	50.0	50.0	100.0%	50.0	School Maintenance Grant
Other State HERITAGE CUSD 8	50.0	50.0	100.0%	50.0	School Maintenance Grant
Other State PRAIRIEVIEW-OGDEN CCSD 197	50.0	50.0	100.0%	50.0	School Maintenance Grant
Other State GIBSON-MELVIN-SIBLEY CUSD 5	50.0	50.0	100.0%	50.0	School Maintenance Grant
Other State	50.0	50.0	100.0%	50.0	

	<u>Funded Amount</u>	<u>Expended Year to Date</u>	<u>% Spent Year to Date</u>	<u>February Expenditures</u>	<u>Description</u>
COUNTY OF CHRISTIAN TAYLORVILLE					School Maintenance Grant
Other State	50.0	50.0	100.0%	50.0	
PANHANDLE COMM UNIT SCH DIST					School Maintenance Grant
Other State	50.0	50.0	100.0%	50.0	
HILLSBORO CUSD 3					School Maintenance Grant
Other State	50.0	50.0	100.0%	50.0	
CASEY-WESTFIELD CUSD 4C					School Maintenance Grant
Other State	50.0	50.0	100.0%	50.0	
CHARLESTON CUSD 1					School Maintenance Grant
Other State	50.0	50.0	100.0%	50.0	
WHEELING C C SCHOOL DIST 21					School Maintenance Grant
Other State	50.0	50.0	100.0%	50.0	
ALSIP-HAZLGRN-OAKLWN SD 126					School Maintenance Grant
Other State	50.0	50.0	100.0%	50.0	
MORRISONVILLE CUSD 1					School Maintenance Grant
Other State	50.0	50.0	100.0%	50.0	
COUNTY OF COLE					School Maintenance Grant
Other State	50.0	50.0	100.0%	50.0	
TUSCOLA CUSD 301					School Maintenance Grant
Other State	50.0	50.0	100.0%	50.0	
SCHOOL DISTRICT NO 95					School Maintenance Grant
Other State	50.0	50.0	100.0%	50.0	
SHELBYVILLE CUSD 4					School Maintenance Grant
Other State	50.0	50.0	100.0%	50.0	
STEWARSON-STRASBURG CUD 5A					School Maintenance Grant
Other State	50.0	50.0	100.0%	50.0	
CLAY CITY CUSD 10					School Maintenance Grant
Other State	50.0	50.0	100.0%	50.0	
JASPER COUNTY CUD 1					School Maintenance Grant
Other State	50.0	50.0	100.0%	50.0	
EAST RICHLAND CUSD 1					School Maintenance Grant
Other State	50.0	50.0	100.0%	50.0	
COUNTY OF RICHLAND					School Maintenance Grant
Other State	50.0	50.0	100.0%	50.0	
WESCLIN CUSD 3					School Maintenance Grant
Other State	50.0	50.0	100.0%	50.0	
CENTRAL COMM HIGH SCHL DIST 71					School Maintenance Grant
Other State	50.0	50.0	100.0%	50.0	
DEKALB CUSD 428					School Maintenance Grant
Other State	50.0	50.0	100.0%	50.0	
FIVE-COUNTY REG VOC SYST-EFE					School Maintenance Grant
Other State	50.0	50.0	100.0%	50.0	
KENILWORTH SD 38					School Maintenance Grant
Other State	50.0	50.0	100.0%	50.0	
ELMWOOD PARK SCHOOL TREAS					School Maintenance Grant
Other State	50.0	50.0	100.0%	50.0	
MATTOON CUSD 2					School Maintenance Grant
Other State	50.0	50.0	100.0%	50.0	
CENTRAL A AND M COMMUNITY UNIT					School Maintenance Grant

	<u>Funded Amount</u>	<u>Expended Year to Date</u>	<u>% Spent Year to Date</u>	<u>February Expenditures</u>	<u>Description</u>
Other State SANDWICH CUSD 430	50.0	50.0	100.0%	50.0	School Maintenance Grant
Other State SOMONAUK CUSD 432	50.0	50.0	100.0%	50.0	School Maintenance Grant
Other State TRI- POINT CUSD 6-J	50.0	50.0	100.0%	50.0	School Maintenance Grant
Other State ODELL CCSD 435	50.0	50.0	100.0%	50.0	School Maintenance Grant
Other State SAUNEMIN CCSD 438	50.0	50.0	100.0%	50.0	School Maintenance Grant
Other State LEROY CUSD 2	50.0	50.0	100.0%	50.0	School Maintenance Grant
Other State MCLEAN COUNTY UD 5	50.0	50.0	100.0%	50.0	School Maintenance Grant
Other State OLYMPIA CUSD 16	50.0	50.0	100.0%	50.0	School Maintenance Grant
Other State WOOD DALE SD 7	50.0	50.0	100.0%	50.0	School Maintenance Grant
Other State ITASCA PUBLIC SCHOOLS DIST 10	50.0	50.0	100.0%	50.0	School Maintenance Grant
Other State QUEEN BEE SD 16	50.0	50.0	100.0%	50.0	School Maintenance Grant
Other State KEENEYVILLE SD 20	50.0	50.0	100.0%	50.0	School Maintenance Grant
Other State BUTLER SD 53	50.0	50.0	100.0%	50.0	School Maintenance Grant
Other State WOODRIDGE SD 68	50.0	50.0	100.0%	50.0	School Maintenance Grant
Other State BELLWOOD SD 88	50.0	50.0	100.0%	50.0	School Maintenance Grant
Other State PROVISO TWP HSD 209	50.0	50.0	100.0%	50.0	School Maintenance Grant
Other State CHICAGO RIDGE SD 1275	50.0	50.0	100.0%	50.0	School Maintenance Grant
Other State PARK FOREST SD 163	50.0	50.0	100.0%	50.0	School Maintenance Grant
Other State COMMUNITY UNIT DISTRICT 3	50.0	50.0	100.0%	50.0	School Maintenance Grant
Other State COMMUNITY UNIT SCHOOL DIST 4	50.0	50.0	100.0%	50.0	School Maintenance Grant
Other State SULLIVAN C U SCHOOL DIST 300	50.0	50.0	100.0%	50.0	School Maintenance Grant
Other State NORTH CLAY CUSD 25	50.0	50.0	100.0%	50.0	School Maintenance Grant
Other State CARLYLE CUSD 1	50.0	50.0	100.0%	50.0	School Maintenance Grant
Other State DAMIANSVILLE SD 62	50.0	50.0	100.0%	50.0	School Maintenance Grant
Other State	50.0	50.0	100.0%	50.0	

	<u>Funded Amount</u>	<u>Expended Year to Date</u>	<u>% Spent Year to Date</u>	<u>February Expenditures</u>	<u>Description</u>
COMMUNITY UNIT DIST 425					School Maintenance Grant
Other State	50.0	50.0	100.0%	50.0	
CLINTON CUSD 15					School Maintenance Grant
Other State	50.0	50.0	100.0%	50.0	
DOWNERS GROVE GSD 58					School Maintenance Grant
Other State	50.0	50.0	100.0%	50.0	
DARIEN SD 61					School Maintenance Grant
Other State	50.0	50.0	100.0%	50.0	
DUPAGE HSD 88					School Maintenance Grant
Other State	50.0	50.0	100.0%	50.0	
COMMUNITY CONS SCHOOL DIST 93					School Maintenance Grant
Other State	50.0	50.0	100.0%	50.0	
LAKE PARK CHSD 108					School Maintenance Grant
Other State	50.0	50.0	100.0%	50.0	
COMM CONS SCH DIST 180					School Maintenance Grant
Other State	50.0	50.0	100.0%	50.0	
COMMUNITY UNIT SCHOOL DIST 200					School Maintenance Grant
Other State	50.0	50.0	100.0%	50.0	
LISLE CUSD 202					School Maintenance Grant
Other State	50.0	50.0	100.0%	50.0	
INDIAN PRAIRIE 204					School Maintenance Grant
Other State	50.0	50.0	100.0%	50.0	
ELMHURST SD 205					School Maintenance Grant
Other State	50.0	50.0	100.0%	50.0	
DUPAGE AREA OCCUP EDUCATIONAL					School Maintenance Grant
Other State	50.0	50.0	100.0%	50.0	
POPE CO CUD 1					School Maintenance Grant
Other State	50.0	50.0	100.0%	50.0	
GALATIA CUSD 1					School Maintenance Grant
Other State	50.0	50.0	100.0%	50.0	
COMMUNITY CONSOLIDATED DIST 6					School Maintenance Grant
Other State	50.0	50.0	100.0%	50.0	
FAIRFIELD CHSD 225					School Maintenance Grant
Other State	50.0	50.0	100.0%	50.0	
NORRIS CITY-OMAHA-ENFIELD CU 3					School Maintenance Grant
Other State	50.0	50.0	100.0%	50.0	
BENTON CCSD 47					School Maintenance Grant
Other State	50.0	50.0	100.0%	50.0	
MARION CUSD 2					School Maintenance Grant
Other State	50.0	50.0	100.0%	50.0	
ASTORIA CUSD 1					School Maintenance Grant
Other State	50.0	50.0	100.0%	50.0	
FULTON COUNTY CUSD 3					School Maintenance Grant
Other State	50.0	50.0	100.0%	50.0	
CANTON UNION SD 66					School Maintenance Grant
Other State	50.0	50.0	100.0%	50.0	
NETTLE CREEK CCSD 24C					School Maintenance Grant
Other State	50.0	50.0	100.0%	50.0	
MORRIS SD 54					School Maintenance Grant

	<u>Funded Amount</u>	<u>Expended Year to Date</u>	<u>% Spent Year to Date</u>	<u>February Expenditures</u>	<u>Description</u>
Other State SCH DIST 60C	50.0	50.0	100.0%	50.0	School Maintenance Grant
Other State MORRIS CHSD 101	50.0	50.0	100.0%	50.0	School Maintenance Grant
Other State NEWARK CHSD 18	50.0	50.0	100.0%	50.0	School Maintenance Grant
Other State NEWARK CCSD 66	50.0	50.0	100.0%	50.0	School Maintenance Grant
Other State LISBON CCSD 90	50.0	50.0	100.0%	50.0	School Maintenance Grant
Other State YORKVILLE CUSD 115	50.0	50.0	100.0%	50.0	School Maintenance Grant
Other State OSWEGO CUSD 308	50.0	50.0	100.0%	50.0	School Maintenance Grant
Other State INA CCSD 8	50.0	50.0	100.0%	50.0	School Maintenance Grant
Other State WEST PRAIRIE CUSD 103	50.0	50.0	100.0%	50.0	School Maintenance Grant
Other State BUSHNELL PRAIRIE CITY CUSD 170	50.0	50.0	100.0%	50.0	School Maintenance Grant
Other State WEST CENTRAL CUSD 235	50.0	50.0	100.0%	50.0	School Maintenance Grant
Other State MERCER COUNTY SD 404	50.0	50.0	100.0%	50.0	School Maintenance Grant
Other State UNITED CUSD 304	50.0	50.0	100.0%	50.0	School Maintenance Grant
Other State OHIO COMM CONS SD 17	50.0	50.0	100.0%	50.0	School Maintenance Grant
Other State PRINCETON ELEM SD 115	50.0	50.0	100.0%	50.0	School Maintenance Grant
Other State BUREAU VALLEY CUSD 340	50.0	50.0	100.0%	50.0	School Maintenance Grant
Other State PRINCETON TWP HSD 500	50.0	50.0	100.0%	50.0	School Maintenance Grant
Other State OHIO CHSD 505	50.0	50.0	100.0%	50.0	School Maintenance Grant
Other State ORION CUSD 223	50.0	50.0	100.0%	50.0	School Maintenance Grant
Other State ALWOOD CUSD 225	50.0	50.0	100.0%	50.0	School Maintenance Grant
Other State GENESEO CUSD 228	50.0	50.0	100.0%	50.0	School Maintenance Grant
Other State BRADFORD CUSD 1	50.0	50.0	100.0%	50.0	School Maintenance Grant
Other State STARK COUNTY CUSD 100	50.0	50.0	100.0%	50.0	School Maintenance Grant
Other State CARBONDALE ESD 95	50.0	50.0	100.0%	50.0	School Maintenance Grant
Other State	50.0	50.0	100.0%	50.0	

	<u>Funded Amount</u>	<u>Expended Year to Date</u>	<u>% Spent Year to Date</u>	<u>February Expenditures</u>	<u>Description</u>
CARBONDALE CHSD 165					School Maintenance Grant
Other State	50.0	50.0	100.0%	50.0	
PINCKNEYVILLE SD 50					School Maintenance Grant
Other State	50.0	50.0	100.0%	50.0	
EMMONS SD 33					School Maintenance Grant
Other State	50.0	50.0	100.0%	50.0	
ANTIOCH CCSD 34					School Maintenance Grant
Other State	50.0	50.0	100.0%	50.0	
COMMUNITY CONSOLIDATED SCHOOL					School Maintenance Grant
Other State	50.0	50.0	100.0%	50.0	
COMMUNITY UNIT SCHOOL DIST 60					School Maintenance Grant
Other State	50.0	50.0	100.0%	50.0	
LIBERTYVILLE SD 70					School Maintenance Grant
Other State	50.0	50.0	100.0%	50.0	
SCHOOL DIST 76					School Maintenance Grant
Other State	50.0	50.0	100.0%	50.0	
FREMONT SD 79					School Maintenance Grant
Other State	50.0	50.0	100.0%	50.0	
COMMUNITY UNIT SCHOOL DIST 95					School Maintenance Grant
Other State	50.0	50.0	100.0%	50.0	
KILDEER COUNTRYSIDE CCSD 96					School Maintenance Grant
Other State	50.0	50.0	100.0%	50.0	
APTAKISIC-TRIPP CCSD 102					School Maintenance Grant
Other State	50.0	50.0	100.0%	50.0	
LINCOLNSHIRE-PRAIRIEVIEW 103					School Maintenance Grant
Other State	50.0	50.0	100.0%	50.0	
DEERFIELD SD 109					School Maintenance Grant
Other State	50.0	50.0	100.0%	50.0	
TOWNSHIP HIGH SCHOOL DIST 113					School Maintenance Grant
Other State	50.0	50.0	100.0%	50.0	
LAKE FOREST CHSD 115					School Maintenance Grant
Other State	50.0	50.0	100.0%	50.0	
ANTIOCH C H S D 117					School Maintenance Grant
Other State	50.0	50.0	100.0%	50.0	
WAUCONDA CUSD 118					School Maintenance Grant
Other State	50.0	50.0	100.0%	50.0	
CONSOLIDATED HS DIST 120					School Maintenance Grant
Other State	50.0	50.0	100.0%	50.0	
FAIRVIEW SD 72					School Maintenance Grant
Other State	50.0	50.0	100.0%	50.0	
ALTON CUSD 11					School Maintenance Grant
Other State	50.0	50.0	100.0%	50.0	
COUNTY OF DUPAGE SCHOOL DIST 4					School Maintenance Grant
Other State	50.0	50.0	100.0%	50.0	
COMMUNITY HIGH SCHOOL DIST 99					School Maintenance Grant
Other State	50.0	50.0	100.0%	50.0	
GALLATIN CUSD 7					School Maintenance Grant
Other State	50.0	50.0	100.0%	50.0	
KANKAKEE SD 111					School Maintenance Grant

	<u>Funded Amount</u>	<u>Expended Year to Date</u>	<u>% Spent Year to Date</u>	<u>February Expenditures</u>	<u>Description</u>
Other State	50.0	50.0	100.0%	50.0	
GRANT CHSD 124					School Maintenance Grant
Other State	50.0	50.0	100.0%	50.0	
LASALLE-PERU TOWNSHIP HIGH					School Maintenance Grant
Other State	50.0	50.0	100.0%	50.0	
PERU PUBLIC SCHOOLS					School Maintenance Grant
Other State	50.0	50.0	100.0%	50.0	
DIMMICK CCSD 175					School Maintenance Grant
Other State	49.9	49.9	100.0%	49.9	
MIDWEST CENTRAL CUD 191					School Maintenance Grant
Other State	50.0	50.0	100.0%	50.0	
SANGAMON VALLEY CUSD 9					School Maintenance Grant
Other State	50.0	50.0	100.0%	50.0	
NORTH MAC CUSD 34					School Maintenance Grant
Other State	50.0	50.0	100.0%	50.0	
TRIAD CUSD 2					School Maintenance Grant
Other State	50.0	50.0	100.0%	50.0	
ROANOKE BENSON CUSD 60					School Maintenance Grant
Other State	50.0	50.0	100.0%	50.0	
ALDEN HEBRON SD 19					School Maintenance Grant
Other State	50.0	50.0	100.0%	50.0	
MARENGO-UNION ECSD 165					School Maintenance Grant
Other State	50.0	50.0	100.0%	50.0	
COMM UNIT SCHOOL DISTRICT 271					School Maintenance Grant
Other State	50.0	50.0	100.0%	50.0	
OREGON CUSD 220					School Maintenance Grant
Other State	50.0	50.0	100.0%	50.0	
HAWTHORN CCSD 73					School Maintenance Grant
Other State	50.0	50.0	100.0%	50.0	
DWIGHT TWP HSD 230					School Maintenance Grant
Other State	50.0	50.0	100.0%	50.0	
SCHOOL DIST 95 LASALLE COUNTY					School Maintenance Grant
Other State	50.0	50.0	100.0%	50.0	
SENECA CCSD 170					School Maintenance Grant
Other State	50.0	50.0	100.0%	50.0	
RUTLAND CCSD 230					School Maintenance Grant
Other State	50.0	50.0	100.0%	50.0	
HARTSBURG EMDEN CUSD 21					School Maintenance Grant
Other State	50.0	50.0	100.0%	50.0	
MOUNT PULASKI CUD 23					School Maintenance Grant
Other State	50.0	50.0	100.0%	50.0	
HAVANA CUSD 126					School Maintenance Grant
Other State	50.0	50.0	100.0%	50.0	
ARGENTA-OREANA CUSD 1					School Maintenance Grant
Other State	50.0	50.0	100.0%	50.0	
WARRENSBURG-LATHAM CUSD 11					School Maintenance Grant
Other State	50.0	50.0	100.0%	50.0	
MERIDIAN CUSD 15					School Maintenance Grant
Other State	50.0	50.0	100.0%	50.0	

	<u>Funded Amount</u>	<u>Expended Year to Date</u>	<u>% Spent Year to Date</u>	<u>February Expenditures</u>	<u>Description</u>
DECATUR SD 61					School Maintenance Grant
Other State	50.0	50.0	100.0%	50.0	
DELAND-WELDON CUSD 57					School Maintenance Grant
Other State	50.0	50.0	100.0%	50.0	
COUNTY OF MACOUPIN CUSD 1					School Maintenance Grant
Other State	50.0	50.0	100.0%	50.0	
NORTHWESTERN CUSD 2					School Maintenance Grant
Other State	50.0	50.0	100.0%	50.0	
BUNKER HILL CUSD 8					School Maintenance Grant
Other State	50.0	50.0	100.0%	50.0	
BROWN COUNTY CUSD 1					School Maintenance Grant
Other State	50.0	50.0	100.0%	50.0	
FRANKLIN CUSD 1					School Maintenance Grant
Other State	50.0	50.0	100.0%	50.0	
OAKWOOD CUSD 76					School Maintenance Grant
Other State	50.0	50.0	100.0%	50.0	
LOCKPORT SD 91					School Maintenance Grant
Other State	50.0	50.0	100.0%	50.0	
WETHERSFIELD CUSD 230					School Maintenance Grant
Other State	50.0	50.0	100.0%	50.0	
EAST ALTON-WOOD RIVER CHSD 14					School Maintenance Grant
Other State	50.0	50.0	100.0%	50.0	
COUNTY OF WOODFORD SCHOOL					School Maintenance Grant
Other State	50.0	50.0	100.0%	50.0	
COUNTY OF WOODFORD-EUREKA					School Maintenance Grant
Other State	50.0	50.0	100.0%	50.0	
FOX RIVER GROVE CSD 3					School Maintenance Grant
Other State	50.0	50.0	100.0%	50.0	
COMMUNITY HIGH SCHOOL DIST 155					School Maintenance Grant
Other State	50.0	50.0	100.0%	50.0	
MCHENRY CHSD 156					School Maintenance Grant
Other State	50.0	50.0	100.0%	50.0	
STEELEVILLE CUSD 138					School Maintenance Grant
Other State	50.0	50.0	100.0%	50.0	
EAST MOLINE SD 37					School Maintenance Grant
Other State	50.0	50.0	100.0%	50.0	
PROPHETSTOWN-LYNDON CUSD 3					School Maintenance Grant
Other State	50.0	50.0	100.0%	50.0	
WILL COUNTY SD 92					School Maintenance Grant
Other State	50.0	50.0	100.0%	50.0	
FRANKFORT CCSD 157C					School Maintenance Grant
Other State	50.0	50.0	100.0%	50.0	
BEECHER CUSD 200U					School Maintenance Grant
Other State	50.0	50.0	100.0%	50.0	
VALLEY VIEW CUSD 365U					School Maintenance Grant
Other State	50.0	50.0	100.0%	50.0	
WORTH SD 127					School Maintenance Grant
Other State	50.0	50.0	100.0%	50.0	
BREMEN CHSD 228					School Maintenance Grant

	<u>Funded Amount</u>	<u>Expended Year to Date</u>	<u>% Spent Year to Date</u>	<u>February Expenditures</u>	<u>Description</u>
Other State HOMEWOOD FLOSSMOOR CHSD 233	50.0	50.0	100.0%	50.0	School Maintenance Grant
Other State LUDLOW CCSD 142	50.0	50.0	100.0%	50.0	School Maintenance Grant
Other State HERRIN CUSD 4	50.0	50.0	100.0%	50.0	School Maintenance Grant
Other State COMMUNITY UNIT SCHOOL DIST 300	50.0	50.0	100.0%	50.0	School Maintenance Grant
Other State BOURBONNAIS ESD 53	50.0	50.0	100.0%	50.0	School Maintenance Grant
Other State MILLBURN CCSD 24	50.0	50.0	100.0%	50.0	School Maintenance Grant
Other State LAKE VILLA CCSD 41	50.0	50.0	100.0%	50.0	School Maintenance Grant
Other State ROUND LAKE AREA SD 116	50.0	50.0	100.0%	50.0	School Maintenance Grant
Other State NORTH CHICAGO SD 187	50.0	50.0	100.0%	50.0	School Maintenance Grant
Other State COMMUNITY UNIT SCHOOL DIST 200	50.0	50.0	100.0%	50.0	School Maintenance Grant
Other State COLUMBIA CUSD 4	50.0	50.0	100.0%	50.0	School Maintenance Grant
Other State WATERLOO CUSD 5	50.0	50.0	100.0%	50.0	School Maintenance Grant
Other State RED BUD CUSD 132	50.0	50.0	100.0%	50.0	School Maintenance Grant
Other State WAVERLY CUSD 6	50.0	50.0	100.0%	50.0	School Maintenance Grant
Other State DIXON CUSD 170	50.0	50.0	100.0%	50.0	School Maintenance Grant
Other State POLO CUSD 222	50.0	50.0	100.0%	50.0	School Maintenance Grant
Other State NORWOOD ELEM SD 63	50.0	50.0	100.0%	50.0	School Maintenance Grant
Other State BARTONVILLE SD 66	50.0	50.0	100.0%	50.0	School Maintenance Grant
Other State BOARD OF EDUCATION CITY OF	50.0	50.0	100.0%	50.0	School Maintenance Grant
Other State LIMESTONE CHSD 310	50.0	50.0	100.0%	50.0	School Maintenance Grant
Other State ELMWOOD CUSD 322	50.0	50.0	100.0%	50.0	School Maintenance Grant
Other State PEORIA HEIGHTS CUSD 325	50.0	50.0	100.0%	50.0	School Maintenance Grant
Other State UNITED THSD 30	50.0	50.0	100.0%	50.0	School Maintenance Grant
Other State ROCK ISLAND SD 41	50.0	50.0	100.0%	50.0	School Maintenance Grant
Other State	50.0	50.0	100.0%	50.0	

	<u>Funded Amount</u>	<u>Expended Year to Date</u>	<u>% Spent Year to Date</u>	<u>February Expenditures</u>	<u>Description</u>
SCHOOL DISTRICT 200 SHERRARD COM					School Maintenance Grant
Other State	50.0	50.0	100.0%	50.0	
OFALLON COMM CONS 90					School Maintenance Grant
Other State	50.0	50.0	100.0%	50.0	
PONTIAC-W HOLLIDAY SD 105					School Maintenance Grant
Other State	50.0	50.0	100.0%	50.0	
COUNTY OF ST CLAIR					School Maintenance Grant
Other State	50.0	50.0	100.0%	50.0	
PLEASANT PLAINS CUSD 8					School Maintenance Grant
Other State	50.0	50.0	100.0%	50.0	
CATLIN CUSD 5					School Maintenance Grant
Other State	50.0	50.0	100.0%	50.0	
WHITESIDE COUNTY SCHL DIST 301					School Maintenance Grant
Other State	50.0	50.0	100.0%	50.0	
FAIRMONT SD 89					School Maintenance Grant
Other State	50.0	50.0	100.0%	50.0	
ARCOLA CUSD 306					School Maintenance Grant
Other State	50.0	50.0	100.0%	50.0	
DWIGHT COMMON SD 232					School Maintenance Grant
Other State	50.0	50.0	100.0%	50.0	
OAK GROVE SD 68					School Maintenance Grant
Other State	50.0	50.0	100.0%	50.0	
CONS HIGH SCH DIST 125					School Maintenance Grant
Other State	50.0	50.0	100.0%	50.0	
OTTAWA THSD 140					School Maintenance Grant
Other State	50.0	50.0	100.0%	50.0	
SENECA TWP HSD 160					School Maintenance Grant
Other State	50.0	50.0	100.0%	50.0	
COUNTY OF LASALLE					School Maintenance Grant
Other State	50.0	50.0	100.0%	50.0	
GREENVIEW CUSD 200					School Maintenance Grant
Other State	50.0	50.0	100.0%	50.0	
ATHENS CUSD 213					School Maintenance Grant
Other State	50.0	50.0	100.0%	50.0	
MT OLIVE CUSD 5					School Maintenance Grant
Other State	50.0	50.0	100.0%	50.0	
STAUNTON CUSD 6					School Maintenance Grant
Other State	50.0	50.0	100.0%	50.0	
ROXANA CUSD 1					School Maintenance Grant
Other State	50.0	50.0	100.0%	50.0	
HIGHLAND CUSD 5					School Maintenance Grant
Other State	50.0	50.0	100.0%	50.0	
JOHNSBURG CUSD 12					School Maintenance Grant
Other State	50.0	50.0	100.0%	50.0	
CHESTER CUSD 139					School Maintenance Grant
Other State	50.0	50.0	100.0%	50.0	
JACKSONVILLE SD 117					School Maintenance Grant
Other State	50.0	50.0	100.0%	50.0	
COUNTY OF LEE 220 SCHOOL DIST					School Maintenance Grant

	<u>Funded Amount</u>	<u>Expended Year to Date</u>	<u>% Spent Year to Date</u>	<u>February Expenditures</u>	<u>Description</u>
Other State HAMPTON SD 29	50.0	50.0	100.0%	50.0	School Maintenance Grant
Other State MOLINE USD 40	50.0	50.0	100.0%	50.0	School Maintenance Grant
Other State ROCKRIDGE CUSD 300	50.0	50.0	100.0%	50.0	School Maintenance Grant
Other State ILLINOIS VALLEY CENTRAL UNIT 321	50.0	50.0	100.0%	50.0	School Maintenance Grant
Other State MERIDIAN CUSD 101	50.0	50.0	100.0%	50.0	School Maintenance Grant
Other State COBDEN SUD 17	50.0	50.0	100.0%	50.0	School Maintenance Grant
Other State COUNTY OF COOK SD 99	50.0	50.0	100.0%	50.0	School Maintenance Grant
Other State PRAIRIE-HILLS ELEM SD 144	50.0	50.0	100.0%	50.0	School Maintenance Grant
Other State W HARVEY-DIXMOOR PUB SD 147	50.0	50.0	100.0%	50.0	School Maintenance Grant
Other State BOARD OF EDUC SCHOOL DIST 148	50.0	50.0	100.0%	50.0	School Maintenance Grant
Other State COOK COUNTY SCH 154 1-2 DIST	50.0	50.0	100.0%	50.0	School Maintenance Grant
Other State CALUMET CITY SD 155	50.0	50.0	100.0%	50.0	School Maintenance Grant
Other State LANSING SD 158	50.0	50.0	100.0%	50.0	School Maintenance Grant
Other State BROOKWOOD SD 167	50.0	50.0	100.0%	50.0	School Maintenance Grant
Other State FORD HEIGHTS SD 169	50.0	50.0	100.0%	50.0	School Maintenance Grant
Other State BLOOM TWP HSD 206	50.0	50.0	100.0%	50.0	School Maintenance Grant
Other State THORNTON FRACTIONALTHSD 215	50.0	50.0	100.0%	50.0	School Maintenance Grant
Other State MARTINSVILLE CUSD 3C	50.0	50.0	100.0%	50.0	School Maintenance Grant
Other State CENTRALIA SD 135	50.0	50.0	100.0%	50.0	School Maintenance Grant
Other State SALEM CHSD 600	50.0	50.0	100.0%	50.0	School Maintenance Grant
Other State BENTON CHSD 103	50.0	50.0	100.0%	50.0	School Maintenance Grant
Other State CARTERVILLE CUSD 5	50.0	50.0	100.0%	50.0	School Maintenance Grant
Other State GARDNER S WILMINGTON THSD 73	50.0	50.0	100.0%	50.0	School Maintenance Grant
Other State WALTONVILLE CUSD 1	50.0	50.0	100.0%	50.0	School Maintenance Grant
Other State	50.0	50.0	100.0%	50.0	

	<u>Funded Amount</u>	<u>Expended Year to Date</u>	<u>% Spent Year to Date</u>	<u>February Expenditures</u>	<u>Description</u>
MONMOUTH-ROSEVILLE CUSD 238					School Maintenance Grant
Other State	50.0	50.0	100.0%	50.0	
COOK COUNTY HSD 201					School Maintenance Grant
Other State	50.0	50.0	100.0%	50.0	
RANTOUL CITY SD 137					School Maintenance Grant
Other State	50.0	50.0	100.0%	50.0	
RACCOON CSD 1					School Maintenance Grant
Other State	50.0	50.0	100.0%	50.0	
ELVERADO CUSD 196					School Maintenance Grant
Other State	50.0	50.0	100.0%	50.0	
ST ANNE CHSD 302					School Maintenance Grant
Other State	50.0	50.0	100.0%	50.0	
ZION ESD 6					School Maintenance Grant
Other State	50.0	50.0	100.0%	50.0	
STREATOR ELEMENTARY SD 44					School Maintenance Grant
Other State	50.0	50.0	100.0%	50.0	
OTTAWA ESD 141					School Maintenance Grant
Other State	50.0	50.0	100.0%	50.0	
MARSEILLES ESD 150					School Maintenance Grant
Other State	50.0	50.0	100.0%	50.0	
WALLACE CCSD 195					School Maintenance Grant
Other State	50.0	50.0	100.0%	50.0	
GILLESPIE CUSD 7					School Maintenance Grant
Other State	50.0	50.0	100.0%	50.0	
WOOD RIVER-HARTFORD ESD 15					School Maintenance Grant
Other State	50.0	50.0	100.0%	50.0	
EL PASO-GRIDLEY CUSD 11					School Maintenance Grant
Other State	50.0	50.0	100.0%	50.0	
RILEY CCSD 18					School Maintenance Grant
Other State	50.0	50.0	100.0%	50.0	
PEKIN PUBLIC SD 108					School Maintenance Grant
Other State	50.0	50.0	100.0%	50.0	
DEER CREEK-MACKINAW CUSD 701					School Maintenance Grant
Other State	50.0	50.0	100.0%	50.0	
HOOPESTON AREA CUSD 11					School Maintenance Grant
Other State	50.0	50.0	100.0%	50.0	
NEW LENOX SD 122					School Maintenance Grant
Other State	50.0	50.0	100.0%	50.0	
SCOTT-MORGAN CUSD 2					School Maintenance Grant
Other State	50.0	50.0	100.0%	50.0	
KINGS CSD 144					School Maintenance Grant
Other State	50.0	50.0	100.0%	50.0	
RIVERDALE CUSD 100					School Maintenance Grant
Other State	50.0	50.0	100.0%	50.0	
BELLEVILLE SD 118					School Maintenance Grant
Other State	50.0	50.0	100.0%	50.0	
MILLSTADT CCSD 160					School Maintenance Grant
Other State	50.0	50.0	100.0%	50.0	
SIGNAL HILL SD 181					School Maintenance Grant

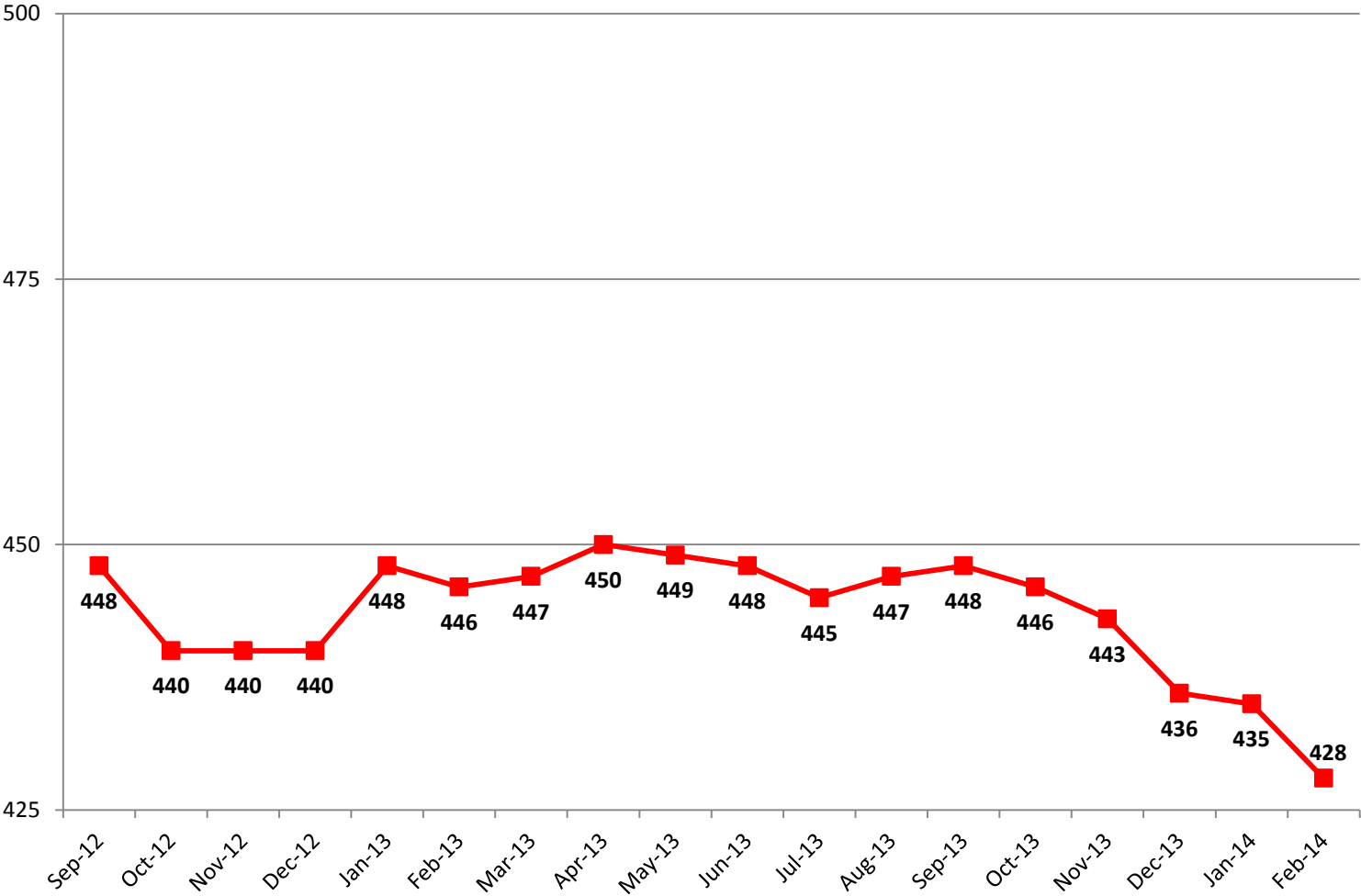
	<u>Funded Amount</u>	<u>Expended Year to Date</u>	<u>% Spent Year to Date</u>	<u>February Expenditures</u>	<u>Description</u>
Other State	50.0	50.0	100.0%	50.0	
ROCHESTER CUSD 3A					School Maintenance Grant
Other State	50.0	50.0	100.0%	50.0	
NEW BERLIN COMM UNIT DISTRICT NO 16					School Maintenance Grant
Other State	50.0	50.0	100.0%	50.0	
SPRINGFIELD SD 186					School Maintenance Grant
Other State	50.0	50.0	100.0%	50.0	
WASHINGTON CHSD 308					School Maintenance Grant
Other State	50.0	50.0	100.0%	50.0	
GEORGETOWN-RIDGE FARM CUSD 4					School Maintenance Grant
Other State	50.0	50.0	100.0%	50.0	
EGYPTIAN CUSD 5					School Maintenance Grant
Other State	50.0	50.0	100.0%	50.0	
LEWISTOWN SCHOOL DISTRICT 97					School Maintenance Grant
Other State	50.0	50.0	100.0%	50.0	
KANKAKEE AREA CAREER CENTER					School Maintenance Grant
Other State	50.0	50.0	100.0%	50.0	
LINCOLN ESD 27					School Maintenance Grant
Other State	50.0	50.0	100.0%	50.0	
LINCOLN CHSD 404					School Maintenance Grant
Other State	50.0	50.0	100.0%	50.0	
MONTICELLO CU 25					School Maintenance Grant
Other State	50.0	50.0	100.0%	50.0	
LIMESTONE WALTERS CCSD 316					School Maintenance Grant
Other State	50.0	50.0	100.0%	50.0	
PRINCEVILLE CUSD 326					School Maintenance Grant
Other State	50.0	50.0	100.0%	50.0	
FOX LAKE GSD 114					School Maintenance Grant
Other State	50.0	50.0	100.0%	50.0	
Grants Breakdown:					
General State Aid	4,442,198.3	2,836,842.2	63.9%	399,836.9	Formula
Title I - Low Income	930,000.0	230,760.3	24.8%	14,501.4	Formula
Child Nutrition	725,000.0	373,937.3	51.6%	82,603.8	Formula - Reimbursement
IDEA	700,000.0	219,299.3	31.3%	20,876.0	Formula
Transportation Spec Ed	440,500.0	152,634.2	34.7%	0.0	Formula
Spec Ed Personnel	440,200.0	261,889.9	59.5%	0.0	Formula
Spec Ed Extraordinary	303,091.7	195,797.2	64.6%	0.0	Mandated Categorical-Supplemental
Early Childhood Block	296,337.4	189,814.7	64.1%	25,759.0	Block grant for Pre-K, parent training and prevention initiative
Spec Ed Private Facility Tuition	218,947.7	140,200.1	64.0%	39,373.1	Formula
Transportation Reg/Voc	205,808.9	106,917.7	51.9%	0.0	Formula
Title II - Teacher Quality	157,000.0	32,476.3	20.7%	2,086.2	Formula
Spec Ed Orphanage	105,000.0	56,608.7	53.9%	0.0	Formula
Title IV - 21st Century	74,000.0	22,543.7	30.5%	1,604.0	Competitive
Title I - Low Income - ARRA	73,400.0	18,326.1	25.0%	1,127.8	Formula - Federal Stimulus
Bilingual Education	61,381.2	17,275.9	28.1%	0.0	Mandated Categorical
Voc Ed - Federal	55,000.0	19,773.0	36.0%	1,656.1	Formula and Competitive - to improve student academic and career skills
Title III - English Language Acq	45,250.0	12,573.8	27.8%	856.2	Grant
Vocational Education - State	38,062.1	28,082.9	73.8%	2,237.5	Formula

	<u>Funded Amount</u>	<u>Expended Year to Date</u>	<u>% Spent Year to Date</u>	<u>February Expenditures</u>	<u>Description</u>
IDEA Preschool	25,000.0	7,491.2	30.0%	964.6	Formula - special education, 3-5 year-olds
Emergency Financial Assistance	16,140.0	600.0	3.7%	0.0	Formula and loans to school districts
Race to the Top	15,672.0	3,516.1	22.4%	44.9	Grants to LEA's
Driver Education	15,000.0	7,500.0	50.0%	0.0	Reimbursement
State Free Lunch and Breakfast	14,300.0	10,752.5	75.2%	527.9	Mandated Categorical - Reimbursement
Title II Math/Science Partnerships	14,000.0	2,033.9	14.5%	20.3	Formula
ROE Salaries	12400	7566.3	0.610185484	950.9	Salaries for ROE's
Orphanage Tuition	12,000.0	4,849.6	40.4%	0.0	Reimbursement to school districts for children residing in orphanages
Truant/Dropout/Optional Education	11,500.0	8,545.4	74.3%	851.0	Competitive - at-risk students/dropout prevention
Spec Ed Summer School	10,100.0	10,100.0	100.0%	0.0	Formula - Special ed students enrolled in summer sessions
Charter Schools - Federal	9,000.0	0.0	0.0%	0.0	Competitive
Alternative Ed/Reg Safe Schools	6,300.0	4,250.9	67.5%	486.3	Formula
McKinney Homeless Ed	5,000.0	673.3	13.5%	110.5	Competitive grants to school districts
Congressional Earmarks	5,000.0	0.0	0.0%	0.0	Grants
School Tech. Rev. Loan	5,000.0	3,514.6	70.3%	265.4	Loans to schools to implement technology
IDEA Improvement Part D	4,350.0	728.6	16.7%	98.1	Reimbursement
Philip Rock Center	3,577.8	2,677.8	74.8%	377.8	Targeted Initiative
East St. Louis Sch Dist 189	3,000.0	3,000.0	100.0%	0.0	Grant to East St. Louis Sch Dist 189
Advanced Placement Fee	3,000.0	2,191.7	73.1%	0.0	Fee reimbursement for Adv Placement Exam and Int'l Baccalaureate exam
Reorg Incentive Feasibility Stdy	2,500.0	2,500.0	100.0%	0.0	Grants
ROE Bus Driver Training	2295	1640.9	0.714989107	163.8	ROE Bus Driver Training
After School Matters	2,000.0	800.0	40.0%	200.0	Grant to After School Matters
Title VI-Flex. & Acct Rural Education	2,000.0	332.7	16.6%	31.0	Grants to school districts
Agriculture Education	1,800.0	1,633.7	90.8%	17.4	Grants to school districts
Mat'ls for the Visually Impaired	1,421.1	900.0	63.3%	105.0	Targeted Init. - with The Chicago Lighthouse for People who are Blind or Visually Impaired
Temporary Relocation	1,400.0	398.8	28.5%	174.8	Formula grants for school emergency relocation
Technology for Success -State	1,250.0	843.8	67.5%	109.2	Grants
Lowest Performing Schools	1,002.3	122.0	12.2%	0.0	Grants to lowest performing schools
Nat'l Board Certification	1,000.0	98.0	9.8%	0.0	Grants
IL Coalition IM/RF Parent Mentor	1,000.0	833.3	83.3%	833.3	Grant to the Illions Coalition Immigrant and Refugee Rights Parent Mentor Program
Teach America	1,000.0	850.0	85.0%	150.0	Grant to Teach for America-Chicago
Recording - Blind and Dyslexic	816.6	816.6	100.0%	0.0	Grant to increase achievement of students with visual impairments
Early Learning Challenge	612.0	0.0	0.0%	0.0	Grant
Advanced Placement Classes/State	500.0	270.7	54.1%	56.2	Grants
Indirect Grants	500.0	0.0	100.0%	0.0	Grants to school districts
Deaf/Blind	500.0	130.5	26.1%	0.0	Grant to Philip J. Rock Center
Children's Mental Health Partner	300.0	0.0	0.0%	0.0	Grants
Tax Equivalent Grants	222.6	222.6	100.0%	0.0	Grants
After School Rescue Fund	200.0	0.0	0.0%	0.0	Grants to Schools for After School Programs
Monsanto Grant to EDL#189	165.0	157.0	0.0%	0.0	Grant to East St. Louis Sch Dist 189
Autism Training & Tech Assist.	100.0	70.0	70.0%	10.0	Grants to the IL Autism Training & Tech Assistance Program
Longitudinal Data System - DOE	60.3	0.0	0.0%	0.0	Grants
Charter Schools-Rev Loan Fund	20.0	0.0	0.0%	0.0	Other/Repayment of loans

ILLINOIS STATE BOARD OF EDUCATION
Comparative Statement of Expenditures to Date (February 28, 2014)
Fiscal Years 2014 and 2013

	FY14				FY13			
	Appropriation Amount	Expenditures to Date (Direct)	Federal Indirect Cost Recovery Expenditures	Percentage to Date	Appropriation Amount	Expenditures to Date (Direct)	Federal Indirect Cost Recovery Expenditures	Percentage to Date
All Funds								
Personal Services and Related Expenditures	\$ 50,034,555	\$ 22,692,150	\$ 1,554,255	48.46%	\$ 49,316,083	\$ 22,948,856	\$ 1,302,983	46.53%
Contractual Services	32,974,312	7,422,147	448,812	23.87%	31,917,517	6,648,411	392,017	20.83%
Travel	2,215,798	585,480	19,478	27.30%	2,227,771	608,833	31,521	27.33%
Commodities	494,970	53,525	13,670	13.58%	523,413	80,283	42,113	15.34%
Printing	564,475	26,503	1,775	5.01%	585,509	21,743	22,809	3.71%
Equipment	1,171,086	37,406	38,886	6.51%	1,203,081	170,117	70,881	14.14%
Telecommunications	909,576	252,832	576	27.86%	958,986	198,219	49,986	20.67%
Operation of Automotive Equipment	23,800	10,385	-	43.64%	23,800	13,881	-	58.32%
Lump Sums	109,058,049	29,911,446	-	27.43%	75,623,192	27,307,115	-	36.11%
Sub-total	197,446,622	60,991,874	2,077,453	31.94%	162,379,352	57,997,458	1,912,310	35.72%
Awards and Grants	9,598,858,164	5,016,319,205	-	52.26%	9,431,543,783	4,952,747,045	-	52.51%
Construction Grants	67,285,147	31,452,009	-	46.74%	84,125,824	16,431,059	-	0.00%
Total All Funds	\$ 9,863,589,933	\$ 5,108,763,088	\$ 2,077,453	51.82%	\$ 9,678,048,959	\$ 5,027,175,562	\$ 1,912,310	51.94%
General Revenue Fund								
Personal Services and Related Expenditures	\$ 16,272,600	\$ 10,009,222	\$ -	61.51%	\$ 16,745,700	\$ 10,264,654	\$ -	61.30%
Contractual Services	6,000,000	3,025,009	-	50.42%	6,000,000	2,602,109	-	43.37%
Travel	166,320	122,991	-	73.95%	166,250	130,746	-	78.64%
Commodities	71,300	24,112	-	33.82%	71,300	13,960	-	19.58%
Printing	64,700	22,379	-	34.59%	64,700	9,933	-	15.35%
Equipment	132,200	19,782	-	14.96%	132,200	41,172	-	31.14%
Telecommunications	450,000	252,832	-	56.18%	450,000	198,219	-	44.05%
Operation of Automotive Equipment	23,800	10,385	-	43.64%	23,800	13,881	-	58.32%
Lump Sums	28,176,302	19,036,622	-	67.56%	30,246,302	21,598,287	-	71.41%
Sub-total	51,357,222	32,523,335	-	63.33%	53,900,252	34,872,961	-	64.70%
Awards and Grants	2,193,424,904	1,207,986,358	-	55.07%	2,200,146,283	1,202,383,806	-	54.65%
Total General Revenue Fund	\$ 2,244,782,126	\$ 1,240,509,693	\$ -	55.26%	\$ 2,254,046,535	\$ 1,237,256,767	\$ -	54.89%
Other State Funds								
Lump Sums	\$ 24,178,900	\$ 4,370,266	\$ -	18.07%	\$ 23,508,900	\$ 3,309,550	\$ -	14.08%
Sub-total	24,178,900	4,370,266	-	18.07%	23,508,900	3,309,550	-	14.08%
Awards and Grants	4,519,933,260	2,858,542,841	-	63.24%	4,348,697,500	2,759,317,711	-	63.45%
Construction Grants	67,285,147	31,452,009	-	0.00%	84,125,824	16,431,059	-	0.00%
Total Other State Funds	\$ 4,611,397,307	\$ 2,894,365,117	\$ -	62.77%	\$ 4,456,332,224	\$ 2,779,058,320	\$ -	62.36%
Federal Funds								
Personal Services and Related Expenditures	\$ 32,207,700	\$ 12,682,927	\$ -	39.38%	\$ 31,267,400	\$ 12,684,202	\$ -	40.57%
Contractual Services	26,525,500	4,397,138	-	16.58%	25,525,500	4,046,302	-	15.85%
Travel	2,030,000	462,489	-	22.78%	2,030,000	478,087	-	23.55%
Commodities	410,000	29,413	-	7.17%	410,000	66,323	-	16.18%
Printing	498,000	4,125	-	0.83%	498,000	11,810	-	2.37%
Equipment	1,000,000	17,624	-	1.76%	1,000,000	128,945	-	12.89%
Telecommunications	459,000	-	-	0.00%	459,000	-	-	0.00%
Lump Sums	58,780,300	8,582,010	-	14.60%	23,780,300	4,311,588	-	18.13%
Sub-total	121,910,500	26,175,725	-	21.47%	84,970,200	21,727,257	-	25.57%
Awards and Grants	2,885,500,000	949,790,006	-	32.92%	2,882,700,000	991,045,528	-	34.38%
Total Federal Funds	\$ 3,007,410,500	\$ 975,965,731	\$ -	32.45%	\$ 2,967,670,200	\$ 1,012,772,785	\$ -	34.13%

**ILLINOIS STATE BOARD OF EDUCATION
18-MONTH HEADCOUNT HISTORY
(AS OF FEBRUARY 2014)**

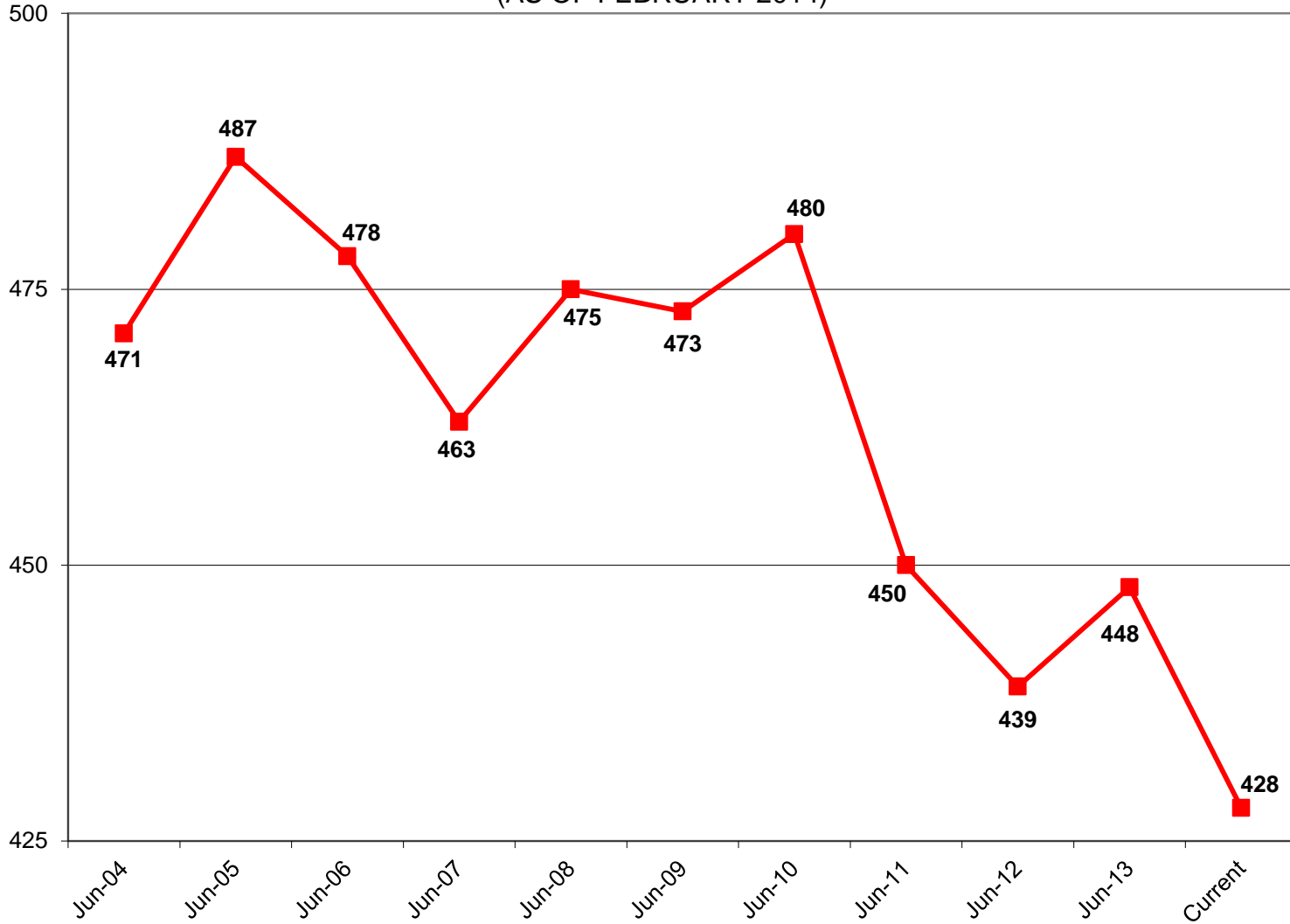


**ILLINOIS STATE BOARD OF EDUCATION
AGENCY STAFF DETAIL AS OF FEBRUARY 2014**

	Mgmt.	Prof.	Support	GRF	Non-GRF	Total
STATE SUPERINTENDENT						
State Superintendent's Office	<u>1</u>	<u>2</u>	<u>0</u>	<u>3</u>	<u>0</u>	<u>3</u>
Sub-Total	1	2	0	3	0	3
GENERAL COUNSEL						
Legal	4	15	2	19	2	21
Governmental Relations	<u>0</u>	<u>2</u>	<u>0</u>	<u>2</u>	<u>0</u>	<u>2</u>
Sub-Total	4	17	2	21	2	23
DEPUTY SUPERINTENDENT/ DIRECTOR OF PUBLIC INFORMATION						
Center Administration	1	0	1	2	0	2
Board Services	0	1	0	1	0	1
Public Information	<u>1</u>	<u>5</u>	<u>1</u>	<u>6</u>	<u>1</u>	<u>7</u>
Sub-Total	2	6	2	9	1	10
INTERNAL AUDIT						
Center Administration	1	2	0	3	0	3
Federal and State Monitoring	<u>2</u>	<u>16</u>	<u>1</u>	<u>8</u>	<u>11</u>	<u>19</u>
Sub-Total	3	18	1	11	11	22
DEPUTY SUPERINTENDENT/ CHIEF EDUCATION OFFICER						
Center Administration	<u>3</u>	<u>0</u>	<u>2</u>	<u>4</u>	<u>1</u>	<u>5</u>
Sub-Total	3	0	2	4	1	5
INNOVATION AND IMPROVEMENT						
Center Administration	1	0	1	1	1	2
College and Career Readiness	1	12	1	8	6	14
Title Grant Administration	1	14	3	2	16	18
System of Support & District Intervention	<u>1</u>	<u>4</u>	<u>2</u>	<u>0</u>	<u>7</u>	<u>7</u>
Sub-Total	4	30	7	11	30	41
SPECIALIZED INSTRUCTION, NUTRITION & WELLNESS						
Center Administration	1	0	1	0	2	2
Special Education Services	3	42	7	0	52	52
Nutrition and Wellness Programs	<u>1</u>	<u>33</u>	<u>3</u>	<u>4</u>	<u>33</u>	<u>37</u>
Sub-Total	5	75	11	4	87	91
LANGUAGE & EARLY CHILDHOOD DEVELOPMENT						
Center Administration	1	0	1	2	0	2
Early Childhood	1	7	1	4	5	9
English Language Learning	<u>1</u>	<u>7</u>	<u>1</u>	<u>4</u>	<u>5</u>	<u>9</u>
Sub-Total	3	14	3	10	10	20
DIRECTOR OF ASSESSMENTS						
Assessment	<u>2</u>	<u>12</u>	<u>2</u>	<u>6</u>	<u>10</u>	<u>16</u>
Sub-Total	2	12	2	6	10	16
TEACHER AND LEADER EFFECTIVENESS						
Center Administration	1	0	1	2	0	2
Educator Licensure	1	11	7	0	19	19
Preparation and Evaluation	<u>1</u>	<u>4</u>	<u>1</u>	<u>6</u>	<u>0</u>	<u>6</u>
Sub-Total	3	15	9	8	19	27

	Mgmt.	Prof.	Support	GRF	Non-GRF	Total
CHIEF OPERATING OFFICER						
Center Administration	1	0	1	1	1	2
Human Resources	2	5	5	11	1	12
Facility Management	1	2	12	12	3	15
Information Technology	<u>6</u>	<u>46</u>	<u>3</u>	<u>29</u>	<u>26</u>	<u>55</u>
Sub-Total	10	53	21	53	31	84
CHIEF PERFORMANCE OFFICER						
Center Administration	2	8	2	9	3	12
Data Analysis and Accountability	<u>1</u>	<u>5</u>	<u>1</u>	<u>4</u>	<u>3</u>	<u>7</u>
Sub-Total	3	13	3	13	6	19
CHIEF FINANCIAL OFFICER						
Center Administration	1	1	1	3	0	3
Budget & Financial Management	1	2	0	3	0	3
Fiscal & Procurement Services	1	10	4	12	3	15
Funding and Disbursements	2	18	7	12	15	27
School Business Services	<u>2</u>	<u>14</u>	<u>3</u>	<u>15</u>	<u>4</u>	<u>19</u>
Sub-Total	7	45	15	45	22	67
GRAND TOTAL, ALL CENTERS	50	300	78	198	230	428
	12%	70%	18%	46%	54%	100%

**ILLINOIS STATE BOARD OF EDUCATION
10-yr HEADCOUNT HISTORY
(AS OF FEBRUARY 2014)**



Illinois State Board of Education
Contract Awards
February 1, 2014 through February 28, 2014

Vendor	Illinois Procurement Bulletin Award Notice Date
ALTON CUSD 11	n/a
HEYWORTH CUSD 4	n/a
COUNTY OF DUPAGE SCHOOL DIST 4	n/a
COMMUNITY HIGH SCHOOL DIST 99	n/a
GALLATIN CUSD 7	n/a
KANKAKEE SD 111	n/a
GRANT CHSD 124	n/a
SCHOOL DISTRICT 79	n/a
LASALLE-PERU TOWNSHIP HIGH	n/a
PERU PUBLIC SCHOOLS	n/a
DIMMICK CCSD 175	n/a
MIDWEST CENTRAL CUD 191	n/a
SANGAMON VALLEY CUSD 9	n/a
BEMENT CUSD 5	n/a
BRUSSELS CUSD 42	n/a
NORTH MAC CUSD 34	n/a
TRIAD CUSD 2	n/a
COLLINSVILLE CUSD 10	n/a
ROANOKE BENSON CUSD 60	n/a
ALDEN HEBRON SD 19	n/a
MARENGO-UNION ECSD 165	n/a
VALMEYER CUSD 3	n/a
A-C CENTRAL CUSD 262	n/a
COMM UNIT SCHOOL DISTRICT 271	n/a
OREGON CUSD 220	n/a
HAWTHORN CCSD 73	n/a
DWIGHT TWP HSD 230	n/a
SCHOOL DIST 95 LASALLE COUNTY	n/a
SENECA CCSD 170	n/a
RUTLAND CCSD 230	n/a
LOSTANT CUSD 425	n/a
HARTSBURG EMDEN CUSD 21	n/a
MOUNT PULASKI CUD 23	n/a
HAVANA CUSD 126	n/a
ARGENTA-OREANA CUSD 1	n/a
WARRENSBURG-LATHAM CUSD 11	n/a
MERIDIAN CUSD 15	n/a

DECATUR SD 61	n/a
DELAND-WELDON CUSD 57	n/a
CERRO GORDO CUSD 100	n/a
COUNTY OF MACOUPIN CUSD 1	n/a
NORTHWESTERN CUSD 2	n/a
BUNKER HILL CUSD 8	n/a
BROWN COUNTY CUSD 1	n/a
FRANKLIN CUSD 1	n/a
OAKWOOD CUSD 76	n/a
LOCKPORT SD 91	n/a
WETHERSFIELD CUSD 230	n/a
FAIRFIELD PSD 112	n/a
EAST ALTON-WOOD RIVER CHSD 14	n/a
MIDLAND CUSD 7	n/a
METAMORA COMMUNITY GRADE SD 1	n/a
RIVERVIEW CCSD 2	n/a
FIELDCREST CUSD 6	n/a
COUNTY OF WOODFORD SCHOOL	n/a
COUNTY OF WOODFORD-EUREKA	n/a
FOX RIVER GROVE CSD 3	n/a
COMMUNITY HIGH SCHOOL DIST 155	n/a
MCHENRY CHSD 156	n/a
STEELEVILLE CUSD 138	n/a
EAST MOLINE SD 37	n/a
ARMSTRONG TWP HSD 225	n/a
PROPHETSTOWN-LYNDON CUSD 3	n/a
WILL COUNTY SD 92	n/a
FRANKFORT CCSD 157C	n/a
BEECHER CUSD 200U	n/a
VALLEY VIEW CUSD 365U	n/a
WORTH SD 127	n/a
BREMEN CHSD 228	n/a
HOMEWOOD FLOSSMOOR CHSD 233	n/a
LUDLOW CCSD 142	n/a
ST ROSE SD 14-15	n/a
COUNTY OF WAYNE	n/a
HERRIN CUSD 4	n/a
COMMUNITY UNIT SCHOOL DIST 300	n/a
BOURBONNAIS ESD 53	n/a
KNOXVILLE CUSD 202	n/a
MILLBURN CCSD 24	n/a
GAVIN SD 37	n/a
LAKE VILLA CCSD 41	n/a
ROUND LAKE AREA SD 116	n/a
NORTH CHICAGO SD 187	n/a
NEW HOLLAND MIDDLETOWN EDS 88	n/a
GREENFIELD CUSD 10	n/a

COMMUNITY UNIT SCHOOL DIST 200	n/a
COLUMBIA CUSD 4	n/a
WATERLOO CUSD 5	n/a
RED BUD CUSD 132	n/a
SPARTA CUSD 140	n/a
WAVERLY CUSD 6	n/a
DIXON CUSD 170	n/a
POLO CUSD 222	n/a
NORWOOD ELEM SD 63	n/a
BARTONVILLE SD 66	n/a
BOARD OF EDUCATION CITY OF	n/a
LIMESTONE CHSD 310	n/a
ELMWOOD CUSD 322	n/a
PEORIA HEIGHTS CUSD 325	n/a
UNITED THSD 30	n/a
ROCK ISLAND SD 41	n/a
SCHOOL DISTRICT 200 SHERRARD COM	n/a
OFALLON COMM CONS 90	n/a
PONTIAC-W HOLLIDAY SD 105	n/a
COUNTY OF ST CLAIR	n/a
PLEASANT PLAINS CUSD 8	n/a
CATLIN CUSD 5	n/a
WHITESIDE COUNTY SCHL DIST 301	n/a
FAIRMONT SD 89	n/a
ARCOLA CUSD 306	n/a
DWIGHT COMMON SD 232	n/a
LAKE FOREST SD 67	n/a
OAK GROVE SD 68	n/a
CONS HIGH SCH DIST 125	n/a
OTTAWA THSD 140	n/a
SENECA TWP HSD 160	n/a
COUNTY OF LASALLE	n/a
GREENVIEW CUSD 200	n/a
PORTA CUSD 202	n/a
ATHENS CUSD 213	n/a
MT OLIVE CUSD 5	n/a
STAUNTON CUSD 6	n/a
ROXANA CUSD 1	n/a
HIGHLAND CUSD 5	n/a
PUTNAM COUNTY CU SCHOOL DIST 535	n/a
JOHNSBURG CUSD 12	n/a
CAREER CENTER OF SOUTHERN IL	n/a
CHESTER CUSD 139	n/a
JACKSONVILLE SD 117	n/a
COUNTY OF LEE 220 SCHOOL DIST	n/a
PLEASANT VALLEY SD 62	n/a
HAMPTON SD 29	n/a

MOLINE USD 40	n/a
ROCKRIDGE CUSD 300	n/a
ILLINOIS VALLEY CENTRAL UNIT 321	n/a
MERIDIAN CUSD 101	n/a
COBDEN SUD 17	n/a
COUNTY OF COOK SD 99	n/a
POSEN-ROBBINS ELEM SD 1435	n/a
PRAIRIE-HILLS ELEM SD 144	n/a
W HARVEY-DIXMOOR PUB SD 147	n/a
BOARD OF EDUC SCHOOL DIST 148	n/a
COOK COUNTY SCH 154 1-2 DIST	n/a
CALUMET CITY SD 155	n/a
LANSING SD 158	n/a
BROOKWOOD SD 167	n/a
FORD HEIGHTS SD 169	n/a
BLOOM TWP HSD 206	n/a
THORNTON FRACTIONALTHSD 215	n/a
MARTINSVILLE CUSD 3C	n/a
CENTRALIA SD 135	n/a
SALEM CHSD 600	n/a
BENTON CHSD 103	n/a
CARTERVILLE CUSD 5	n/a
GARDNER S WILMINGTON THSD 73	n/a
WALTONVILLE CUSD 1	n/a
MONMOUTH-ROSEVILLE CUSD 238	n/a
ANNA JONESBORO CHSD 81	n/a
COOK COUNTY HSD 201	n/a
RANTOUL CITY SD 137	n/a
RACCOON CSD 1	n/a
ALBERS SD 63	n/a
EDWARDS COUNTY CUSD 1	n/a
GRAYVILLE CUSD 1	n/a
WOODLAWN CHSD 205	n/a
ELVERADO CUSD 196	n/a
GRANT PARK CUSD 6	n/a
ST ANNE CHSD 302	n/a
BEACH PARK CCSD 3	n/a
ZION ESD 6	n/a
STREATOR ELEMENTARY SD 44	n/a
LASALLE ESD 122	n/a
OGLESBY ESD 125	n/a
OTTAWA ESD 141	n/a
MARSEILLES ESD 150	n/a
WALLACE CCSD 195	n/a
JERSEY CUSD 100	n/a
GILLESPIE CUSD 7	n/a
WOOD RIVER-HARTFORD ESD 15	n/a

EL PASO-GRIDLEY CUSD 11	n/a
RILEY CCSD 18	n/a
WILMINGTON CUSD 209U	n/a
PEKIN PUBLIC SD 108	n/a
PEKIN CHSD 303	n/a
DEER CREEK-MACKINAW CUSD 701	n/a
BISMARCK CUSD 1	n/a
HOOPESTON AREA CUSD 11	n/a
MORRISON COMMUNITY UNIT SD 6	n/a
CHANNAHON SD 17	n/a
ROCKDALE SD 84	n/a
NEW LENOX SD 122	n/a
HARVARD CUSD 50	n/a
PRAIRIE DU ROCHER CCSD 134	n/a
BEARDSTOWN CUSD 15	n/a
SCOTT-MORGAN CUSD 2	n/a
KINGS CSD 144	n/a
FORRESTVILLE VALLEY CUSD 221	n/a
ROCHELLE CCD 231	n/a
OAK GROVE SD 68	n/a
PLEASANT HILL SD 69	n/a
FARMINGTON CENTRAL CUSD 265	n/a
RIVERDALE CUSD 100	n/a
HIGH MOUNT SD 116	n/a
BELLEVILLE SD 118	n/a
MILLSTADT CCSD 160	n/a
HARMONY EMGE SD 175	n/a
SIGNAL HILL SD 181	n/a
ROCHESTER CUSD 3A	n/a
PAWNEE COMM UNIT SCHOOL DIST	n/a
RIVERTON CUSD 14	n/a
COMMUNITY UNIT DISTRICT NO 16	n/a
SPRINGFIELD SD 186	n/a
WASHINGTON CHSD 308	n/a
COUNTY OF TAZEWELL SD 309	n/a
GEORGETOWN-RIDGE FARM CUSD 4	n/a
COMMUNITY UNIT SCHOOL DISTRICT	n/a
EGYPTIAN CUSD 5	n/a
ANNA SD 37	n/a
ST ELMO CUSD 202	n/a
LEWISTOWN SCHOOL DISTRICT 97	n/a
KANKAKEE AREA CAREER CENTER	n/a
COUNTY OF LASALLE SD 280	n/a
LINCOLN ESD 27	n/a
LINCOLN CHSD 404	n/a
MONTICELLO CU 25	n/a
MONROE S D 70	n/a

LIMESTONE WALTERS CCSD 316	n/a
PRINCEVILLE CUSD 326	n/a
FOX LAKE GSD 114	n/a

Grant	2/3/14-6/30/14	\$ 50,000.00
Grant	2/3/14-6/30/14	\$ 50,000.00
Grant	2/3/14-6/30/14	\$ 17,435.00
Grant	2/3/14-6/30/14	\$ 50,000.00
Grant	2/3/14-6/30/14	\$ 50,000.00
Grant	2/3/14-6/30/14	\$ 50,000.00
Grant	2/3/14-6/30/14	\$ 50,000.00
Grant	2/3/14-6/30/14	\$ 50,000.00
Grant	2/3/14-6/30/14	\$ 50,000.00
Grant	2/3/14-6/30/14	\$ 50,000.00
Grant	2/3/14-6/30/14	\$ 50,000.00
Grant	2/3/14-6/30/14	\$ 50,000.00
Grant	2/3/14-6/30/14	\$ 22,559.50
Grant	2/3/14-6/30/14	\$ 50,000.00
Grant	2/3/14-6/30/14	\$ 36,234.00
Grant	2/3/14-6/30/14	\$ 49,095.66
Grant	2/3/14-6/30/14	\$ 15,000.00
Grant	2/3/14-6/30/14	\$ 43,750.00
Grant	2/3/14-6/30/14	\$ 50,000.00
Grant	2/3/14-6/30/14	\$ 50,000.00
Grant	2/3/14-6/30/14	\$ 50,000.00
Grant	2/3/14-6/30/14	\$ 50,000.00
Grant	2/3/14-6/30/14	\$ 50,000.00
Grant	2/3/14-6/30/14	\$ 50,000.00
Grant	2/3/14-6/30/14	\$ 50,000.00
Grant	2/3/14-6/30/14	\$ 50,000.00
Grant	2/3/14-6/30/14	\$ 47,500.00
Grant	2/3/14-6/30/14	\$ 50,000.00
Grant	2/3/14-6/30/14	\$ 50,000.00
Grant	2/3/14-6/30/14	\$ 50,000.00
Grant	2/3/14-6/30/14	\$ 50,000.00
Grant	2/3/14-6/30/14	\$ 50,000.00
Grant	2/5/14-6/30/14	\$ 50,000.00
Grant	2/5/14-6/30/14	\$ 50,000.00
Grant	2/5/14-6/30/14	\$ 50,000.00
Grant	2/5/14-6/30/14	\$ 50,000.00
Grant	2/5/14-6/30/14	\$ 49,985.50
Grant	2/5/14-6/30/14	\$ 18,985.77
Grant	2/5/14-6/30/14	\$ 50,000.00
Grant	2/5/14-6/30/14	\$ 50,000.00
Grant	2/5/14-6/30/14	\$ 50,000.00
Grant	2/5/14-6/30/14	\$ 12,300.00
Grant	2/5/14-6/30/14	\$ 50,000.00
Grant	2/5/14-6/30/14	\$ 30,990.00
Grant	2/5/14-6/30/14	\$ 50,000.00
Grant	2/5/14-6/30/14	\$ 50,000.00
Grant	2/5/14-6/30/14	\$ 50,000.00
Grant	2/5/14-6/30/14	\$ 17,500.00
Grant	2/5/14-6/30/14	\$ 25,000.00

Grant	2/3/14-6/30/14	\$ 50,000.00
Grant	2/3/14-6/30/14	\$ 50,000.00
Grant	2/5/14-6/30/14	\$ 50,000.00
Grant	2/10/14-6/30/14	\$ 50,000.00
Grant	2/10/14-6/30/14	\$ 50,000.00
Grant	2/10/14-6/30/14	\$ 50,000.00
Grant	2/10/14-6/30/14	\$ 30,000.00
Grant	2/10/14-6/30/14	\$ 50,000.00
Grant	2/10/14-6/30/14	\$ 50,000.00
Grant	2/10/14-6/30/14	\$ 50,000.00
Grant	2/10/14-6/30/14	\$ 50,000.00
Grant	2/10/14-6/30/14	\$ 50,000.00
Grant	2/10/14-6/30/14	\$ 50,000.00
Grant	2/10/14-6/30/14	\$ 50,000.00
Grant	2/10/14-6/30/14	\$ 50,000.00
Grant	2/10/14-6/30/14	\$ 50,000.00
Grant	2/10/14-6/30/14	\$ 50,000.00
Grant	2/10/14-6/30/14	\$ 50,000.00
Grant	2/10/14-6/30/14	\$ 50,000.00
Grant	2/10/14-6/30/14	\$ 50,000.00
Grant	2/10/14-6/30/14	\$ 50,000.00
Grant	2/10/14-6/30/14	\$ 50,000.00
Grant	2/10/14-6/30/14	\$ 50,000.00
Grant	2/10/14-6/30/14	\$ 50,000.00
Grant	2/10/14-6/30/14	\$ 50,000.00
Grant	2/10/14-6/30/14	\$ 50,000.00
Grant	2/10/14-6/30/14	\$ 50,000.00
Grant	2/10/14-6/30/14	\$ 50,000.00
Grant	2/10/14-6/30/14	\$ 50,000.00
Grant	2/10/14-6/30/14	\$ 50,000.00
Grant	2/10/14-6/30/14	\$ 50,000.00
Grant	2/10/14-6/30/14	\$ 50,000.00
Grant	2/10/14-6/30/14	\$ 50,000.00
Grant	2/10/14-6/30/14	\$ 36,619.50
Grant	2/10/14-6/30/14	\$ 50,000.00
Grant	2/10/14-6/30/14	\$ 50,000.00
Grant	2/10/14-6/30/14	\$ 50,000.00
Grant	2/10/14-6/30/14	\$ 13,800.00
Grant	2/10/14-6/30/14	\$ 15,000.00
Grant	2/10/14-6/30/14	\$ 45,170.50
Grant	2/20/14-6/30/14	\$ 35,750.00
Grant	2/20/14-6/30/14	\$ 50,000.00
Grant	2/20/14-6/30/14	\$ 26,818.00
Grant	2/20/14-6/30/14	\$ 50,000.00
Grant	2/20/14-6/30/14	\$ 42,500.00
Grant	2/20/14-6/30/14	\$ 50,000.00
Grant	2/20/14-6/30/14	\$ 50,000.00
Grant	2/20/14-6/30/14	\$ 24,720.00
Grant	2/20/14-6/30/14	\$ 48,500.00
Grant	2/20/14-6/30/14	\$ 50,000.00
Grant	2/20/14-6/30/14	\$ 50,000.00
Grant	2/20/14-6/30/14	\$ 50,000.00
Grant	2/20/14-6/30/14	\$ 25,818.00
Grant	2/20/14-6/30/14	\$ 50,000.00
Grant	2/20/14-6/30/14	\$ 50,000.00

Grant	2/20/14-6/30/14	\$ 50,000.00
Grant	2/20/14-6/30/14	\$ 50,000.00
Grant	2/20/14-6/30/14	\$ 38,720.50
Grant	2/20/14-6/30/14	\$ 50,000.00
Grant	2/20/14-6/30/14	\$ 37,905.00
Grant	2/20/14-6/30/14	\$ 50,000.00
Grant	2/20/14-6/30/14	\$ 25,000.00
Grant	2/20/14-6/30/14	\$ 50,000.00
Grant	2/20/14-6/30/14	\$ 49,926.17
Grant	2/20/14-6/30/14	\$ 35,000.00
Grant	2/20/14-6/30/14	\$ 37,500.00
Grant	2/20/14-6/30/14	\$ 50,000.00
Grant	2/20/14-6/30/14	\$ 41,995.00
Grant	2/20/14-6/30/14	\$ 590.00
Grant	2/20/14-6/30/14	\$ 35,000.00
Grant	2/20/14-6/30/14	\$ 50,000.00
Grant	2/20/14-6/30/14	\$ 50,000.00
Grant	2/20/14-6/30/14	\$ 9,847.25
Grant	2/20/14-6/30/14	\$ 16,400.00
Grant	2/20/14-6/30/14	\$ 25,000.00
Grant	2/20/14-6/30/14	\$ 31,000.00
Grant	2/20/14-6/30/14	\$ 25,000.00
Grant	2/20/14-6/30/14	\$ 50,000.00
Grant	2/20/14-6/30/14	\$ 18,500.00
Grant	2/20/14-6/30/14	\$ 50,000.00
Grant	2/20/14-6/30/14	\$ 50,000.00
Grant	2/20/14-6/30/14	\$ 17,200.00
Grant	2/20/14-6/30/14	\$ 50,000.00
Grant	2/20/14-6/30/14	\$ 50,000.00
Grant	2/20/14-6/30/14	\$ 45,000.00
Grant	2/20/14-6/30/14	\$ 15,000.00
Grant	2/20/14-6/30/14	\$ 50,000.00
Grant	2/20/14-6/30/14	\$ 50,000.00
Grant	2/20/14-6/30/14	\$ 45,565.00
Grant	2/20/14-6/30/14	\$ 50,000.00
Grant	2/20/14-6/30/14	\$ 22,675.00
Grant	2/21/14-6/30/14	\$ 50,000.00
Grant	2/21/14-6/30/14	\$ 38,400.00
Grant	2/21/14-6/30/14	\$ 42,827.50
Grant	2/21/14-6/30/14	\$ 50,000.00
Grant	2/21/14-6/30/14	\$ 50,000.00
Grant	2/21/14-6/30/14	\$ 42,829.08
Grant	2/21/14-6/30/14	\$ 50,000.00
Grant	2/21/14-6/30/14	\$ 50,000.00
Grant	2/21/14-6/30/14	\$ 50,000.00
Grant	2/21/14-6/30/14	\$ 40,000.00

Grant	2/21/14-6/30/14	\$	50,000.00
Grant	2/21/14-6/30/14	\$	50,000.00
Grant	2/21/14-6/30/14	\$	50,000.00

Description

School Maintenance Grant

School Maintenance Grant

School Maintenance Grant

School Maintenance Grant

School Maintenance Grant

School Maintenance Grant

School Maintenance Grant

School Maintenance Grant

School Maintenance Grant

School Maintenance Grant

School Maintenance Grant

School Maintenance Grant

School Maintenance Grant

School Maintenance Grant

School Maintenance Grant

School Maintenance Grant

School Maintenance Grant

School Maintenance Grant

School Maintenance Grant

School Maintenance Grant

School Maintenance Grant

School Maintenance Grant

School Maintenance Grant

School Maintenance Grant

School Maintenance Grant

School Maintenance Grant

School Maintenance Grant

School Maintenance Grant

School Maintenance Grant

School Maintenance Grant

School Maintenance Grant

School Maintenance Grant

School Maintenance Grant

School Maintenance Grant

School Maintenance Grant

School Maintenance Grant

School Maintenance Grant

School Maintenance Grant

School Maintenance Grant
School Maintenance Grant
School Maintenance Grant

**ILLINOIS STATE BOARD OF EDUCATION
FUNDING AND DISBURSEMENT SERVICES DIVISION
100 NORTH FIRST STREET, SPRINGFIELD, IL 62777**

Approved Grants Less Than 1 Million

Thru Date:(02/01/2014-02/28/2014)

Program: 2014 - 3220, Career & Technical Ed Improvement (CTEI)

<u>RCDT</u>	<u>District Name</u>	<u>City</u>	<u>Budget Amt</u>	<u>Approval Date</u>
08-000-0000-46(00)	EAGLE RIDGE DELIVERY SYS-EFE	STOCKTON	\$305,380	02/27/2014
08-089-7230-45(00)	CAREER AND TECHNICAL EDUC CONS	FREEPORT	\$249,734	02/27/2014
12-000-0000-46(00)	TWIN RIVERS REG VOC SYSTEM	ROBINSON	\$217,667	02/13/2014
16-000-0000-46(00)	KISHWAUKEE ED CONSORTIUM-EFE	DE KALB	\$334,138	02/24/2014
26-000-0000-46(00)	WESTERN AREA CAREER SYSTEM	MACOMB	\$452,738	02/19/2014
31-045-0460-46(00)	NORTHERN KANE VOC SYSTEM-EFE	ELGIN	\$960,791	02/21/2014
35-050-7200-45(00)	STARVED ROCK FOR VOC TECHNIC	PERU	\$638,610	02/27/2014
38-000-0000-46(00)	LINCOLNLAND REG DEL SYST-EFE	LINCOLN	\$257,891	02/19/2014
43-102-7210-45(00)	CENTRAL IL VOC ED COOP - EFE	METAMORA	\$250,502	02/25/2014
48-000-0000-46(00)	PEORIA EDUCATIONAL REGN-EFE	PEORIA	\$419,243	02/19/2014
49-081-0300-46(00)	QUAD CITY CAREER AND TECH ED CO	EAST MOLINE	\$906,464	02/13/2014
51-084-7310-45(00)	REGIONAL OFFICE OF CAREER	SPRINGFIELD	\$967,048	02/19/2014
55-098-0050-46(00)	WHITESIDE-EFE 230	STERLING	\$643,658	02/13/2014
			\$6,603,864	

Program: 2014 - 3235, Agriculture Education

<u>RCDT</u>	<u>District Name</u>	<u>City</u>	<u>Budget Amt</u>	<u>Approval Date</u>
01-075-0100-26(20)	PIKELAND CUSD 10	PITTSFIELD	\$1,656	02/14/2014
32-046-0010-26(20)	MOMENCE COMM UNIT SCH DIST 1	MOMENCE	\$1,677	02/03/2014
40-056-0020-26(20)	NORTHWESTERN CUSD 2	PALMYRA	\$1,284	02/11/2014
54-092-0040-26(20)	GEORGETOWN-RIDGE FARM CUSD 4	GEORGETOWN	\$1,967	02/04/2014
			\$6,584	

Program: 2014 - 3305, Bilingual Ed. - T.P.I. & T.B.E.

<u>RCDT</u>	<u>District Name</u>	<u>City</u>	<u>Budget Amt</u>	<u>Approval Date</u>
05-016-0620-04(00)	COMMUNITY CONS SCH DIST 62	DES PLAINES	\$840,838	02/11/2014
05-016-0690-02(00)	SKOKIE SD 69	SKOKIE	\$172,702	02/11/2014
07-016-1450-02(00)	ARBOR PARK SD 145	OAK FOREST	\$56,794	02/13/2014
07-016-1510-02(00)	COOK COUNTY SCHOOL DIST 151	SOUTH HOLLAN	\$130,245	02/13/2014
07-016-1720-02(00)	SANDRIDGE SD 172	CHICAGO HEIGH	\$6,382	02/13/2014
07-016-2280-16(00)	BREMEN CHSD 228	MIDLOTHIAN	\$39,492	02/13/2014
07-016-2300-13(00)	CONSOLIDATED HIGH SCH DIST 230	ORLAND PARK	\$72,822	02/13/2014
08-089-1450-22(00)	FREEPORT SD 145	FREEPORT	\$35,620	02/13/2014
19-022-0120-02(00)	ROSELLE SD 12	ROSELLE	\$30,061	02/13/2014
19-022-0660-02(00)	CENTER CASS SD 66	DOWNERS GVE	\$17,316	02/28/2014
31-045-3040-26(00)	GENEVA CUSD 304	GENEVA	\$23,486	02/13/2014
34-049-0030-04(00)	BEACH PARK CCSD 3	ZION	\$119,682	02/18/2014
34-049-1160-26(00)	ROUND LAKE AREA SD 116	ROUND LAKE	\$919,510	02/27/2014
46-069-1170-22(00)	JACKSONVILLE SD 117	JACKSONVILLE	\$21,653	02/13/2014
49-081-0300-17(00)	UNITED THSD 30	EAST MOLINE	\$6,398	02/13/2014
56-099-2100-16(00)	LINCOLN WAY CHSD 210	NEW LENOX	\$19,458	02/13/2014
			\$2,512,459	

Program: 2014 - 3999, Other State Programs

<u>RCDT</u>	<u>District Name</u>	<u>City</u>	<u>Budget Amt</u>	<u>Approval Date</u>
15-016-2990-25(01)	CITY OF CHICAGO SD 299	CHICAGO	\$10,000	02/24/2014
65-108-0555-51(00)	AUSTIN CHILDCARE PROVIDERS NETWK	CHICAGO	\$20,000	02/20/2014

**ILLINOIS STATE BOARD OF EDUCATION
FUNDING AND DISBURSEMENT SERVICES DIVISION
100 NORTH FIRST STREET, SPRINGFIELD, IL 62777**

Approved Grants Less Than 1 Million

Thru Date:(02/01/2014-02/28/2014)

\$30,000

Program: 2014 - 4107, Title VI - Rural Education Initiative

<u>RCDT</u>	<u>District Name</u>	<u>City</u>	<u>Budget Amt</u>	<u>Approval Date</u>
10-011-0080-26(00)	PANA SD 8	PANA	\$27,948	02/05/2014
45-079-1400-26(00)	SPARTA CUSD 140	SPARTA	\$25,390	02/04/2014
			\$53,338	

Program: 2014 - 4300, Title I - Low Income

<u>RCDT</u>	<u>District Name</u>	<u>City</u>	<u>Budget Amt</u>	<u>Approval Date</u>
01-001-0010-26(00)	COMMUNITY UNIT SCH DIST NO 1	PAYSON	\$147,724	02/11/2014
02-002-0010-22(00)	CAIRO SD 1	CAIRO	\$791,700	02/26/2014
02-061-0010-26(00)	MASSAC COUNTY UNIT SCHOOL DIST 1	METROPOLIS	\$592,800	02/26/2014
03-026-2030-26(00)	VANDALIA CUSD 203	VANDALIA	\$616,780	02/26/2014
04-101-3210-26(00)	PECATONICA CUSD 321	PECATONICA	\$121,153	02/06/2014
04-101-3220-26(00)	DURAND CUSD 322	DURAND	\$75,884	02/10/2014
05-016-0230-02(00)	PROSPECT HEIGHTS SD 23	PROSPECT HTS	\$144,724	02/10/2014
05-016-0340-04(00)	SCHOOL DIST 34 COOK COUNTY	GLENVIEW	\$604,298	02/06/2014
05-016-0650-04(00)	EVANSTON C C SCHOOL DIST 65	EVANSTON	\$938,739	02/14/2014
05-016-0700-02(00)	MORTON GROVE SD 70	MORTON GROVE	\$101,878	02/24/2014
05-016-0735-02(00)	SKOKIE SD 73-5	SKOKIE	\$168,046	02/14/2014
05-016-2020-17(00)	EVANSTON TWP H S DIST 202	EVANSTON	\$333,261	02/28/2014
05-016-2070-17(00)	MAINE TWP HSD 207	PARK RIDGE	\$932,100	02/06/2014
05-016-2250-17(00)	NORTHFIELD THSD 225	GLENVIEW	\$405,550	02/07/2014
06-016-0790-02(00)	PENNOYER SD 79	NORRIDGE	\$110,320	02/03/2014
06-016-0840-02(00)	FRANKLIN PARK SD 84	FRANKLIN PARK	\$265,876	02/07/2014
06-016-0925-02(00)	WESTCHESTER SD 92-5	WESTCHESTER	\$156,465	02/07/2014
06-016-0950-02(00)	SCHOOL DISTRICT 95 COOK COUNTY	BROOKFIELD	\$78,424	02/07/2014
06-016-0970-02(00)	OAK PARK SD 97	OAK PARK	\$565,690	02/07/2014
06-016-1000-02(00)	BOARD OF EDUCATION SD 100	BERWYN	\$998,768	02/03/2014
06-016-1050-02(00)	LA GRANGE SD 105	LAGRANGE	\$189,085	02/13/2014
06-016-2000-13(00)	OAK PARK & RIVER FOREST D 200	OAK PARK	\$295,669	02/21/2014
06-016-2040-17(00)	LYONS TWP HSD 204	LA GRANGE	\$411,781	02/21/2014
06-016-2120-16(00)	LEYDEN COMMUNITY HIGH SCHOOL 212	FRANKLIN PARK	\$909,673	02/14/2014
07-016-1230-02(00)	OAK LAWN-HOMETOWN S D 123	OAK LAWN	\$558,256	02/11/2014
07-016-2200-17(00)	REAVIS TWP HSD 220	BURBANK	\$523,716	02/26/2014
08-089-2010-26(00)	DAKOTA CUSD 201	DAKOTA	\$166,720	02/07/2014
09-010-1930-17(00)	RANTOUL TWP HSD 193	RANTOUL	\$407,999	02/14/2014
10-011-0080-26(00)	PANA SD 8	PANA	\$545,455	02/11/2014
17-053-4260-04(00)	CORNELL CCSD 426	CORNELL	\$16,116	02/21/2014
19-022-0480-02(00)	SALT CREEK SD 48	VILLA PARK	\$58,344	02/07/2014
19-022-0580-02(00)	DOWNERS GROVE GSD 58	DOWNERS GRO	\$396,078	02/07/2014
19-022-0870-17(00)	GLENBARD TOWNSHIP HIGH SCHOOL	GLEN ELLYN	\$812,726	02/04/2014
19-022-1810-04(00)	COMM CONS SCH DIST 181	BURR RIDGE	\$216,258	02/13/2014
19-022-2010-26(00)	COMMUNITY UNIT SCHOOL DIST 201	WESTMONT	\$154,088	02/26/2014
19-022-2020-26(00)	LISLE CUSD 202	LISLE	\$145,962	02/26/2014
19-022-2030-26(00)	COMMUNITY UNIT DISTRICT 203	NAPERVILLE	\$919,251	02/28/2014
19-022-2050-26(00)	ELMHURST SD 205	ELMHURST	\$523,549	02/14/2014
21-028-1740-26(00)	THOMPSONVILLE COMMUNITY UNIT	THOMPSONVILL	\$79,228	02/11/2014
25-041-0030-04(00)	FIELD CCSD 3	TEXICO	\$59,144	02/26/2014

**ILLINOIS STATE BOARD OF EDUCATION
FUNDING AND DISBURSEMENT SERVICES DIVISION
100 NORTH FIRST STREET, SPRINGFIELD, IL 62777**

Approved Grants Less Than 1 Million

Thru Date:(02/01/2014-02/28/2014)

25-041-0050-04(00)	COUNTY OF JEFFERSON	OPDYKE	\$125,822	02/11/2014
27-094-2380-26(00)	MONMOUTH-ROSEVILLE CUSD 238	MONMOUTH	\$459,127	02/13/2014
28-006-0980-02(00)	DALZELL SD 98	DALZELL	\$9,206	02/11/2014
28-037-2280-26(00)	GENESEO CUSD 228	GENESEO	\$225,156	02/11/2014
30-039-1650-16(00)	CARBONDALE CHSD 165	CARBONDALE	\$421,294	02/11/2014
32-038-0030-26(00)	COMMUNITY U S D 3	DONOVAN	\$83,153	02/11/2014
32-046-0020-26(00)	HERSCHER CUSD 2	HERSCHER	\$192,302	02/07/2014
32-046-3020-16(00)	ST ANNE CHSD 302	SAINT ANNE	\$92,146	02/28/2014
34-049-0010-02(00)	WINTHROP HARBOR SD 1	WINTHROP HARB	\$63,852	02/14/2014
34-049-0030-04(00)	BEACH PARK CCSD 3	ZION	\$352,218	02/27/2014
34-049-0380-02(00)	BIG HOLLOW SD 38	INGLESIDE	\$111,061	02/28/2014
34-049-0410-04(00)	LAKE VILLA CCSD 41	LAKE VILLA	\$209,222	02/26/2014
34-049-0500-04(00)	WOODLAND CCSD 50	GURNEE	\$505,493	02/27/2014
34-049-0560-02(00)	GURNEE SD 56	GURNEE	\$242,855	02/07/2014
34-049-0650-02(00)	LAKE COUNTY SCHOOL DISTRICT 65	LAKE BLUFF	\$71,106	02/07/2014
34-049-0680-02(00)	OAK GROVE SD 68	LIBERTYVILLE	\$81,687	02/07/2014
34-049-0700-02(00)	LIBERTYVILLE SD 70	LIBERTYVILLE	\$219,260	02/28/2014
34-049-1030-02(00)	LINCOLNSHIRE-PRAIRIEVIEW 103	LINCOLNSHIRE	\$79,100	02/14/2014
34-049-1130-17(00)	TOWNSHIP HIGH SCHOOL DIST 113	HIGHLAND PARK	\$238,001	02/06/2014
34-049-1180-26(00)	WAUCONDA CUSD 118	WAUCONDA	\$437,192	02/28/2014
34-049-1240-16(00)	GRANT CHSD 124	FOX LAKE	\$160,084	02/21/2014
34-049-2200-26(00)	COMMUNITY UNIT SCH DIST 220	BARRINGTON	\$779,470	02/13/2014
40-056-0050-26(00)	MT OLIVE CUSD 5	MOUNT OLIVE	\$87,966	02/26/2014
44-063-0190-24(00)	ALDEN HEBRON SD 19	HEBRON	\$62,328	02/10/2014
44-063-1540-16(00)	MARENGO CHSD 154	MARENGO	\$71,893	02/11/2014
46-009-0150-26(00)	BEARDSTOWN CUSD 15	BEARDSTOWN	\$352,351	02/11/2014
47-052-2720-26(00)	AMBOY CUSD 272	AMBOY	\$151,231	02/06/2014
47-071-2120-17(00)	ROCHELLE TWP HSD 212	ROCHELLE	\$189,360	02/27/2014
47-071-2210-26(00)	FORRESTVILLE VALLEY CUSD 221	FORRESTON	\$90,771	02/14/2014
48-072-3230-26(00)	DUNLAP CUSD 323	PEORIA	\$273,958	02/21/2014
49-081-0340-02(00)	SILVIS SD 34	SILVIS	\$218,254	02/14/2014
53-090-1080-02(00)	PEKIN PUBLIC SD 108	PEKIN	\$848,471	02/11/2014
54-092-0020-26(00)	WESTVILLE CUSD 2	WESTVILLE	\$554,049	02/10/2014
55-098-0020-26(00)	RIVER BEND CUSD 2	FULTON	\$112,680	02/11/2014
56-099-2050-17(00)	LOCKPORT TWP HSD 205	LOCKPORT	\$422,258	02/26/2014

\$24,133,655

Program: 2014 - 4305, Title I - Low Income - Neglected Priv.

<u>RCDT</u>	<u>District Name</u>	<u>City</u>	<u>Budget Amt</u>	<u>Approval Date</u>
20-097-0050-26(00)	CARMI-WHITE COUNTY CUSD 5	CARMI	\$40,979	02/18/2014
			\$40,979	

Program: 2014 - 4331, Title I - School Improvement & Accountability

<u>RCDT</u>	<u>District Name</u>	<u>City</u>	<u>Budget Amt</u>	<u>Approval Date</u>
21-000-0000-00(SS)	REGIONAL OFFICE OF EDUCATION21	BENTON	\$662,729	02/03/2014
50-000-0000-00(SS)	REGIONAL OFFICE OF EDUCATION50	BELLEVILLE	\$717,088	02/24/2014
51-000-0000-00(SS)	REGIONAL OFFICE OF EDUCATION51	SPRINGFIELD	\$868,921	02/24/2014
			\$2,248,738	

Program: 2014 - 4340, Title I - Migrant Education

**ILLINOIS STATE BOARD OF EDUCATION
FUNDING AND DISBURSEMENT SERVICES DIVISION
100 NORTH FIRST STREET, SPRINGFIELD, IL 62777**

Approved Grants Less Than 1 Million

Thru Date:(02/01/2014-02/28/2014)

<u>RCDT</u>	<u>District Name</u>	<u>City</u>	<u>Budget Amt</u>	<u>Approval Date</u>
09-010-1370-02(00)	RANTOUL CITY SD 137	RANTOUL	\$154,142	02/07/2014
			\$154,142	

Program: 2014 - 4421, Title IV - 21st Century Comm Learning Centers

<u>RCDT</u>	<u>District Name</u>	<u>City</u>	<u>Budget Amt</u>	<u>Approval Date</u>
07-016-2060-17(10)	BLOOM TWP HSD 206	CHICAGO HEIGH	\$150,000	02/24/2014
15-016-5405-51(10)	NORTHEASTERN ILLINOIS UNIVERSITY	CHICAGO	\$337,500	02/06/2014
30-039-0950-02(12)	CARBONDALE ESD 95	CARBONDALE	\$209,340	02/21/2014
			\$696,840	

Program: 2014 - 4600, Fed. - Sp. Ed. - Pre-School Flow Through

<u>RCDT</u>	<u>District Name</u>	<u>City</u>	<u>Budget Amt</u>	<u>Approval Date</u>
07-016-1420-61(00)	SOUTHWEST COOK COOP SPEC ED	OAK FOREST	\$207,490	02/20/2014
07-016-8020-60(00)	SPEC EDUC COOP S COOK CO SP	CHICAGO HEIGH	\$236,342	02/20/2014
25-041-8010-60(00)	FRANKLIN-JEFFERSON CO SPEC ED	BENTON	\$161,738	02/13/2014
32-046-1110-25(00)	KANKAKEE SD 111	KANKAKEE	\$33,731	02/11/2014
47-052-1700-61(00)	LEE COUNTY SPEC EDUC ASSOC	DIXON	\$39,095	02/21/2014
47-071-8010-60(00)	OGLE COUNTY EDUC COOP	BYRON	\$82,440	02/14/2014
56-099-365U-26(00)	VALLEY VIEW CUSD 365U	ROMEOVILLE	\$96,971	02/20/2014
			\$857,807	

Program: 2014 - 4620, Fed. - Sp. Ed. - I.D.E.A. - Flow Through

<u>RCDT</u>	<u>District Name</u>	<u>City</u>	<u>Budget Amt</u>	<u>Approval Date</u>
05-016-2190-17(00)	NILES TWP CHSD 219	SKOKIE	\$927,817	02/13/2014
16-019-4270-26(00)	SYCAMORE CUSD 427	SYCAMORE	\$738,588	02/11/2014
21-028-1680-26(00)	FRANKFORT COMMUNITY UNIT 168	WEST FRANKFOR	\$407,572	02/20/2014
50-082-1960-26(00)	DUPO CUSD 196	DUPO	\$343,657	02/10/2014
			\$2,417,634	

Program: 2014 - 4901, Race To The Top

<u>RCDT</u>	<u>District Name</u>	<u>City</u>	<u>Budget Amt</u>	<u>Approval Date</u>
07-016-1440-02(00)	PRAIRIE-HILLS ELEM SD 144	MARKHAM	\$48,029	02/24/2014
07-016-2270-17(00)	RICH TWP HSD 227	MATTESON	\$24,839	02/24/2014
07-016-2270-17(IM)	RICH TWP HSD 227	MATTESON	\$16,746	02/21/2014
13-058-5010-26(00)	SANDOVAL CUSD 501	SANDOVAL	\$6,683	02/24/2014
34-049-0060-02(IM)	ZION ESD 6	ZION	\$17,180	02/21/2014
55-098-0060-26(IM)	MORRISON COMMUNITY UNIT SD 6	MORRISON	\$2,095	02/21/2014
			\$115,572	

Program: 2014 - 4905, Title III - Immigrant Education Program (IEP)

<u>RCDT</u>	<u>District Name</u>	<u>City</u>	<u>Budget Amt</u>	<u>Approval Date</u>
05-016-0690-02(00)	SKOKIE SD 69	SKOKIE	\$27,387	02/11/2014
07-016-2280-16(00)	BREMEN CHSD 228	MIDLOTHIAN	\$4,350	02/13/2014
49-081-0300-17(00)	UNITED THSD 30	EAST MOLINE	\$3,900	02/13/2014
			\$35,637	

Program: 2014 - 4909, Title III - Lang Inst Prog-Limited Eng LIPLEP

<u>RCDT</u>	<u>District Name</u>	<u>City</u>	<u>Budget Amt</u>	<u>Approval Date</u>
05-016-0620-04(00)	COMMUNITY CONS SCH DIST 62	DES PLAINES	\$305,840	02/11/2014
05-016-0690-02(00)	SKOKIE SD 69	SKOKIE	\$45,600	02/11/2014

**ILLINOIS STATE BOARD OF EDUCATION
FUNDING AND DISBURSEMENT SERVICES DIVISION
100 NORTH FIRST STREET, SPRINGFIELD, IL 62777**

Approved Grants Less Than 1 Million

Thru Date:(02/01/2014-02/28/2014)

07-016-1420-02(00)	FOREST RIDGE SD 142	OAK FOREST	\$26,162	02/13/2014
07-016-1450-02(00)	ARBOR PARK SD 145	OAK FOREST	\$55,732	02/13/2014
07-016-1510-02(00)	COOK COUNTY SCHOOL DIST 151	SOUTH HOLLAN	\$39,707	02/13/2014
07-016-2280-16(00)	BREMEN CHSD 228	MIDLOTHIAN	\$1,674	02/13/2014
07-016-2300-13(00)	CONSOLIDATED HIGH SCH DIST 230	ORLAND PARK	\$37,446	02/13/2014
08-089-1450-22(00)	FREEPORT SD 145	FREEPORT	\$14,605	02/13/2014
19-022-0120-02(00)	ROSELLE SD 12	ROSELLE	\$910	02/13/2014
31-045-3040-26(00)	GENEVA CUSD 304	GENEVA	\$6,903	02/13/2014
34-049-0600-26(00)	COMMUNITY UNIT SCHOOL DIST 60	WAUKEGAN	\$698,226	02/28/2014
34-049-1160-26(00)	ROUND LAKE AREA SD 116	ROUND LAKE	\$282,000	02/27/2014
48-072-1500-25(00)	BOARD OF EDUCATION CITY OF	PEORIA	\$111,819	02/26/2014
			\$1,626,624	

Program: 2014 - 4932, Title II - Teacher Quality

<u>RCDT</u>	<u>District Name</u>	<u>City</u>	<u>Budget Amt</u>	<u>Approval Date</u>
01-001-0010-26(00)	COMMUNITY UNIT SCH DIST NO 1	PAYSON	\$25,707	02/11/2014
01-001-1720-22(00)	QUINCY SD 172	QUINCY	\$379,683	02/11/2014
02-061-0010-26(00)	MASSAC COUNTY UNIT SCHOOL DIST 1	METROPOLIS	\$119,451	02/26/2014
03-026-2030-26(00)	VANDALIA CUSD 203	VANDALIA	\$97,191	02/26/2014
04-101-3210-26(00)	PECATONICA CUSD 321	PECATONICA	\$16,366	02/06/2014
04-101-3220-26(00)	DURAND CUSD 322	DURAND	\$13,032	02/10/2014
05-016-0230-02(00)	PROSPECT HEIGHTS SD 23	PROSPECT HTS	\$32,930	02/10/2014
05-016-0340-04(00)	SCHOOL DIST 34 COOK COUNTY	GLENVIEW	\$107,116	02/06/2014
05-016-0540-04(00)	SCHAUMBURG CCSD 54	SCHAUMBURG	\$285,411	02/24/2014
05-016-0590-04(00)	COMMUNITY CONSOLIDATED SD 59	ARLINGTON HTS	\$154,471	02/13/2014
05-016-0650-04(00)	EVANSTON C C SCHOOL DIST 65	EVANSTON	\$225,697	02/14/2014
05-016-0700-02(00)	MORTON GROVE SD 70	MORTON GROVE	\$15,964	02/24/2014
05-016-0735-02(00)	SKOKIE SD 73-5	SKOKIE	\$21,743	02/14/2014
05-016-2020-17(00)	EVANSTON TWP H S DIST 202	EVANSTON	\$89,020	02/28/2014
05-016-2070-17(00)	MAINE TWP HSD 207	PARK RIDGE	\$142,980	02/06/2014
05-016-2250-17(00)	NORTHFIELD THSD 225	GLENVIEW	\$61,872	02/07/2014
06-000-0000-00(00)	INTERMEDIATE SERVICE CENTER 2	HILLSIDE	\$103	02/11/2014
06-016-0790-02(00)	PENNOYER SD 79	NORRIDGE	\$5,758	02/03/2014
06-016-0840-02(00)	FRANKLIN PARK SD 84	FRANKLIN PARK	\$17,322	02/07/2014
06-016-0925-02(00)	WESTCHESTER SD 92-5	WESTCHESTER	\$24,469	02/07/2014
06-016-0950-02(00)	SCHOOL DISTRICT 95 COOK COUNTY	BROOKFIELD	\$17,757	02/07/2014
06-016-0970-02(00)	OAK PARK SD 97	OAK PARK	\$148,491	02/07/2014
06-016-0980-02(00)	COUNTY OF COOK SCHOOL DIST 98	BERWYN	\$74,559	02/21/2014
06-016-1000-02(00)	BOARD OF EDUCATION SD 100	BERWYN	\$99,915	02/03/2014
06-016-1050-02(00)	LA GRANGE SD 105	LAGRANGE	\$38,728	02/13/2014
06-016-2000-13(00)	OAK PARK & RIVER FOREST D 200	OAK PARK	\$62,072	02/21/2014
06-016-2040-17(00)	LYONS TWP HSD 204	LA GRANGE	\$61,316	02/21/2014
06-016-2120-16(00)	LEYDEN COMMUNITY HIGH SCHOOL 212	FRANKLIN PARK	\$142,216	02/14/2014
07-016-1230-02(00)	OAK LAWN-HOMETOWN S D 123	OAK LAWN	\$107,441	02/11/2014
07-016-2200-17(00)	REAVIS TWP HSD 220	BURBANK	\$56,106	02/26/2014
08-089-2010-26(00)	DAKOTA CUSD 201	DAKOTA	\$25,998	02/07/2014
09-010-1160-22(00)	URBANA SD 116	URBANA	\$408,307	02/21/2014
09-010-1930-17(00)	RANTOUL TWP HSD 193	RANTOUL	\$35,759	02/14/2014
10-011-0080-26(00)	PANA SD 8	PANA	\$89,087	02/11/2014

**ILLINOIS STATE BOARD OF EDUCATION
FUNDING AND DISBURSEMENT SERVICES DIVISION
100 NORTH FIRST STREET, SPRINGFIELD, IL 62777**

Approved Grants Less Than 1 Million

Thru Date:(02/01/2014-02/28/2014)

13-095-0150-04(00)	ASHLEY CCSD 15	ASHLEY	\$11,751	02/11/2014
17-053-4260-04(00)	CORNELL CCSD 426	CORNELL	\$3,089	02/21/2014
19-000-0000-00(00)	REGIONAL OFFICE OF EDUCATION19	WHEATON	\$340	02/27/2014
19-022-0480-02(00)	SALT CREEK SD 48	VILLA PARK	\$20,805	02/07/2014
19-022-0580-02(00)	DOWNERS GROVE GSD 58	DOWNERS GRO	\$151,830	02/07/2014
19-022-0870-17(00)	GLENBARD TOWNSHIP HIGH SCHOOL	GLEN ELLYN	\$157,334	02/04/2014
19-022-1810-04(00)	COMM CONS SCH DIST 181	BURR RIDGE	\$88,828	02/13/2014
19-022-2010-26(00)	COMMUNITY UNIT SCHOOL DIST 201	WESTMONT	\$51,163	02/26/2014
19-022-2020-26(00)	LISLE CUSD 202	LISLE	\$101,819	02/26/2014
19-022-2050-26(00)	ELMHURST SD 205	ELMHURST	\$201,890	02/14/2014
21-028-1740-26(00)	THOMPSONVILLE COMMUNITY UNIT	THOMPSONVILL	\$18,507	02/11/2014
25-041-0030-04(00)	FIELD CCSD 3	TEXICO	\$9,546	02/26/2014
25-041-0800-02(00)	MT VERNON CITY SCHOOL 80	MOUNT VERNON	\$189,366	02/26/2014
27-094-2380-26(00)	MONMOUTH-ROSEVILLE CUSD 238	MONMOUTH	\$102,485	02/13/2014
28-006-0980-02(00)	DALZELL SD 98	DALZELL	\$3,243	02/11/2014
30-039-1650-16(00)	CARBONDALE CHSD 165	CARBONDALE	\$35,438	02/11/2014
32-038-0030-26(00)	COMMUNITY U S D 3	DONOVAN	\$20,409	02/11/2014
32-046-3020-16(00)	ST ANNE CHSD 302	SAINT ANNE	\$20,909	02/28/2014
34-049-0010-02(00)	WINTHROP HARBOR SD 1	WINTHROP HARB	\$34,553	02/14/2014
34-049-0030-04(00)	BEACH PARK CCSD 3	ZION	\$46,138	02/27/2014
34-049-0380-02(00)	BIG HOLLOW SD 38	INGLESIDE	\$15,866	02/28/2014
34-049-0410-04(00)	LAKE VILLA CCSD 41	LAKE VILLA	\$66,022	02/26/2014
34-049-0500-04(00)	WOODLAND CCSD 50	GURNEE	\$105,852	02/27/2014
34-049-0560-02(00)	GURNEE SD 56	GURNEE	\$56,038	02/07/2014
34-049-0600-26(00)	COMMUNITY UNIT SCHOOL DIST 60	WAUKEGAN	\$702,254	02/06/2014
34-049-0650-02(00)	LAKE COUNTY SCHOOL DISTRICT 65	LAKE BLUFF	\$16,574	02/07/2014
34-049-0680-02(00)	OAK GROVE SD 68	LIBERTYVILLE	\$14,330	02/07/2014
34-049-0700-02(00)	LIBERTYVILLE SD 70	LIBERTYVILLE	\$88,776	02/28/2014
34-049-1030-02(00)	LINCOLNSHIRE-PRAIRIEVIEW 103	LINCOLNSHIRE	\$23,047	02/14/2014
34-049-1130-17(00)	TOWNSHIP HIGH SCHOOL DIST 113	HIGHLAND PARK	\$50,801	02/06/2014
34-049-1180-26(00)	WAUCONDA CUSD 118	WAUCONDA	\$97,908	02/28/2014
34-049-1240-16(00)	GRANT CHSD 124	FOX LAKE	\$21,011	02/21/2014
34-049-1280-16(00)	COMMUNITY HIGH SCHOOL DIST 128	LIBERTYVILLE	\$35,977	02/07/2014
34-049-2200-26(00)	COMMUNITY UNIT SCH DIST 220	BARRINGTON	\$151,915	02/13/2014
44-063-0190-24(00)	ALDEN HEBRON SD 19	HEBRON	\$12,234	02/10/2014
44-063-1540-16(00)	MARENGO CHSD 154	MARENGO	\$11,950	02/11/2014
46-009-0150-26(00)	BEARDSTOWN CUSD 15	BEARDSTOWN	\$62,580	02/11/2014
47-052-2720-26(00)	AMBOY CUSD 272	AMBOY	\$50,937	02/06/2014
47-071-2210-26(00)	FORRESTVILLE VALLEY CUSD 221	FORRESTON	\$34,173	02/14/2014
48-072-3230-26(00)	DUNLAP CUSD 323	PEORIA	\$33,669	02/21/2014
49-081-0340-02(00)	SILVIS SD 34	SILVIS	\$35,900	02/14/2014
53-090-1080-02(00)	PEKIN PUBLIC SD 108	PEKIN	\$234,424	02/11/2014
54-092-1180-24(00)	DANVILLE CCSD 118	DANVILLE	\$505,870	02/13/2014
55-098-0020-26(00)	RIVER BEND CUSD 2	FULTON	\$32,913	02/11/2014
56-099-2050-17(00)	LOCKPORT TWP HSD 205	LOCKPORT	\$53,780	02/26/2014
56-099-365U-26(00)	VALLEY VIEW CUSD 365U	ROMEVILLE	\$423,542	02/11/2014
65-108-9030-80(00)	MATHEMATICS AND SCIENCE ACA	AURORA	\$6,308	02/26/2014
			\$7,418,132	

ILLINOIS STATE BOARD OF EDUCATION
 FUNDING AND DISBURSEMENT SERVICES DIVISION
 100 NORTH FIRST STREET, SPRINGFIELD, IL 62777

Approved Grants Less Than 1 Million

Thru Date:(02/01/2014-02/28/2014)

Program: 2014 - 4935, Title II - Teacher Quality - Leadership Grant

<u>RCDT</u>	<u>District Name</u>	<u>City</u>	<u>Budget Amt</u>	<u>Approval Date</u>
21-000-0000-00(02)	REGIONAL OFFICE OF EDUCATION21	BENTON	\$3,200	02/27/2014
65-108-0175-51(SS)	ILLINOIS ASSN OF SCHOOL BOARDS	SPRINGFIELD	\$109,547	02/24/2014
			\$112,747	

Program: 2014 - 4999, Other Federal Programs

<u>RCDT</u>	<u>District Name</u>	<u>City</u>	<u>Budget Amt</u>	<u>Approval Date</u>
65-108-9775-51(00)	ILLINOIS ASSOCIATION OF	NILES	\$25,000	02/04/2014
			\$25,000	