


ILLINOIS STATE BOARD OF EDUCATION MEETING
October 15, 2014

TO: Illinois State Board of Education

FROM: Christopher A. Koch, Ed.D., State Superintendent of Education 
Robert Wolfe, Chief Financial Officer 
Donald W. Evans, Chief Operating Officer 

Agenda Topic: Information Item: SBE Fiscal & Administrative Monthly Reports

Materials: Appropriation and Spending by Program – FY15
Financial Status Report (contract & grant detail) – FY15
Comparative Statement of Expenditures – FY15
Monthly Headcount Graph, Staff Detail, 10-yr Headcount History Graph
Contract & Grant Awards Under \$1 million - FY15

Purpose of Agenda Item

To provide the Board standard reports with key information on fiscal and administrative activities of the state Agency.

Relationship to/Implications for the State Board's Strategic Plan

Not applicable – informational purposes only.

Expected Outcome(s) of Agenda Item

Not applicable – informational purposes only.

Background Information

In June 2002, the State Board adopted bylaws outlining a new committee structure under which fiscal, audit and operations issues will be handled by the Finance and Audit Committee. The Superintendent requested that the Agency organize and standardize the financial and Headcount data provided to the Board for their future policy work and decision making.

Currently, the following reports are provided:

1. Budget (annually in January)
2. Appropriation and Expenditure (monthly)
3. Financial Status Report – Contract/Grant Detail (monthly)
4. Contract & Grant Awards Under \$1 Million (monthly)
5. Comparative Statement of Expenditures (monthly)
6. Headcount Reports (monthly)
Headcount History Graph, Staff Detail by Division, & Monthly Headcount Graph

Analysis and Implications for Policy, Budget, Legislative Action and Communications

The monthly or Quarterly Fiscal and Headcount Reports were first provided to the Board in August 2002. These reports provide information regarding staffing and funding as well as details of contracts over \$50,000 and grants the Agency is processing.

At the request of the Board at the December 2011 meeting, a Contract & Grant Award Report under \$1 million has been added to the SBE Fiscal & Administrative Monthly Reports package.

Superintendent's Recommendation

None needed.

Next Steps

Continue to provide these reports pursuant to schedule above.

Illinois State Board of Education
2015 Appropriation & Spending by Program 07/01/201 thru 9/30/2014

(Dollars in Thousands)

Initiatives	Appropriation			YTD Expenditures		
	Total	Grants	Admin	Total	Grants	Admin
STATE						
Distributive Grants	<u>\$6,081,946.2</u>	<u>\$6,081,946.2</u>	<u>\$0.0</u>	<u>\$1,244,859.6</u>	<u>\$1,244,859.4</u>	<u>\$0.0</u>
General State Aid	\$4,322,530.5	\$4,322,530.5	\$0.0	\$818,791.9	\$818,791.9	\$0.0
District Consolidation Cost	\$3,385.5	\$3,385.5	\$0.0	\$2,881.2	\$2,881.2	\$0.0
Mandated Categoricals	<u>\$1,756,030.2</u>	<u>\$1,756,030.2</u>	<u>\$0.0</u>	<u>\$423,186.3</u>	<u>\$423,186.3</u>	<u>\$0.0</u>
Illinois Free Lunch/Breakfast	\$9,000.0	\$9,000.0	\$0.0	\$4,729.4	\$4,729.4	\$0.0
Orphanage Tuition 18-3 (Reg Ed)	\$12,000.0	\$12,000.0	\$0.0	\$2,066.1	\$2,066.1	\$0.0
Sp-Ed - Extraordinary Services	\$302,928.9	\$302,928.9	\$0.0	\$53,618.4	\$53,618.4	\$0.0
Sp-Ed - Orphanage Tuition 14-7.03	\$95,000.0	\$95,000.0	\$0.0	\$37,204.9	\$37,204.9	\$0.0
Sp-Ed - Personnel Reimbursement	\$440,500.0	\$440,500.0	\$0.0	\$154,857.1	\$154,857.1	\$0.0
Sp-Ed - Private Tuition	\$230,192.4	\$230,192.4	\$0.0	\$29,694.8	\$29,694.8	\$0.0
Sp-Ed - Summer School	\$10,100.0	\$10,100.0	\$0.0	\$5,494.4	\$5,494.4	\$0.0
Sp-Ed - Transportation	\$450,500.0	\$450,500.0	\$0.0	\$78,049.1	\$78,049.1	\$0.0
Transportation - Regular/Vocational	\$205,808.9	\$205,808.9	\$0.0	\$57,472.1	\$57,472.1	\$0.0
Standards - Assessment & Accountability	<u>\$44,600.0</u>	<u>\$0.0</u>	<u>\$44,600.0</u>	<u>\$1,791.5</u>	<u>\$0.0</u>	<u>\$1,791.5</u>
Assessments	\$44,600.0	\$0.0	\$44,600.0	\$1,791.5	\$0.0	\$1,791.5
Standards, Materials, Training for Teachers	\$0.0	\$0.0	\$0.0	\$0.0	\$0.0	\$0.0
Growth Model	\$0.0	\$0.0	\$0.0	\$0.0	\$0.0	\$0.0
System of Support	\$0.0	\$0.0	\$0.0	\$0.0	\$0.0	\$0.0
Ensuring Quality Ed Personnel	<u>\$2,000.0</u>	<u>\$2,000.0</u>	<u>\$0.0</u>	<u>\$387.6</u>	<u>\$387.6</u>	<u>\$0.0</u>
National Board Certification	\$1,000.0	\$1,000.0	\$0.0	\$387.6	\$387.6	\$0.0
Principal Mentoring Program	\$0.0	\$0.0	\$0.0	\$0.0	\$0.0	\$0.0
Teach for America	\$1,000.0	\$1,000.0	\$0.0	\$0.0	\$0.0	\$0.0
Teacher and Admin. Mentoring Program	\$0.0	\$0.0	\$0.0	\$0.0	\$0.0	\$0.0
Early Childhood	<u>\$300,192.4</u>	<u>\$295,812.4</u>	<u>\$4,380.0</u>	<u>\$58,119.0</u>	<u>\$57,972.5</u>	<u>\$146.5</u>
Academic Difficulty	<u>\$81,481.2</u>	<u>\$79,481.2</u>	<u>\$2,000.0</u>	<u>\$4,064.3</u>	<u>\$4,062.8</u>	<u>\$1.5</u>
Alternative Learning/Regional Safe Schools	\$6,300.0	\$6,300.0	\$0.0	\$980.8	\$980.8	\$0.0
Bilingual Education	\$63,681.2	\$61,681.2	\$2,000.0	\$1.5	\$0.0	\$1.5
Truant Alternative Optional Education	\$11,500.0	\$11,500.0	\$0.0	\$3,082.0	\$3,082.0	\$0.0
Learning Technologies	<u>\$2,500.0</u>	<u>\$1,390.0</u>	<u>\$1,110.0</u>	<u>\$668.0</u>	<u>\$186.5</u>	<u>\$481.5</u>
Technology for Success	\$2,500.0	\$1,390.0	\$1,110.0	\$668.0	\$186.5	\$481.5
Career Preparation	<u>\$39,862.1</u>	<u>\$39,862.1</u>	<u>\$0.0</u>	<u>\$11,466.6</u>	<u>\$11,466.6</u>	<u>\$0.0</u>
Agricultural Education	\$1,800.0	\$1,800.0	\$0.0	\$537.4	\$537.4	\$0.0

Career and Technical Education	\$38,062.1	\$38,062.1	\$0.0	\$10,929.2	\$10,929.2	\$0.0
Strategic Plan	\$0.0	\$0.0	\$0.0	\$0.0	\$0.0	\$0.0
Strategic Plan	\$0.0	\$0.0	\$0.0	\$0.0	\$0.0	\$0.0
Administration	\$23,180.9	\$0.0	\$23,180.9	\$5,356.1	\$0.0	\$5,356.1
Targeted Initiatives	\$16,417.2	\$15,540.9	\$876.3	\$1,851.6	\$1,740.7	\$110.9
Advanced Placement Classes	\$500.0	\$500.0	\$0.0	\$84.6	\$84.6	\$0.0
After School Matters	\$2,500.0	\$2,500.0	\$0.0	\$0.0	\$0.0	\$0.0
Arts and Foreign Language	\$500.0	\$500.0	\$0.0	\$0.0	\$0.0	\$0.0
Autism Project	\$100.0	\$100.0	\$0.0	\$0.0	\$0.0	\$0.0
Blind & Dyslexic	\$816.6	\$816.6	\$0.0	\$656.1	\$656.1	\$0.0
Childrens Mental Health Partnership	\$300.0	\$300.0	\$0.0	\$0.0	\$0.0	\$0.0
Community Residential Services Authority	\$592.3	\$0.0	\$592.3	\$110.9	\$0.0	\$110.9
East St. Louis School District 189	\$0.0	\$0.0	\$0.0	\$0.0	\$0.0	\$0.0
Educator Misconduct Investigations	\$184.0	\$0.0	\$184.0	\$0.0	\$0.0	\$0.0
Southwest Organizing Project - Parent Mentoring	\$1,500.0	\$1,500.0	\$0.0	\$0.0	\$0.0	\$0.0
Lowest Performing Schools	\$1,002.8	\$902.8	\$100.0	\$0.0	\$0.0	\$0.0
Materials Center for the Visually Impaired	\$1,421.1	\$1,421.1	\$0.0	\$500.0	\$500.0	\$0.0
Philip J. Rock Center & School	\$3,577.8	\$3,577.8	\$0.0	\$500.0	\$500.0	\$0.0
Tax Equivalent Grants	\$222.6	\$222.6	\$0.0	\$0.0	\$0.0	\$0.0
Emergency Financial Assistance Fund	\$0.0	\$0.0	\$0.0	\$0.0	\$0.0	\$0.0
Targeted Initiatives	\$3,200.0	\$3,200.0	\$0.0	\$0.0	\$0.0	\$0.0
NON STATE						
Regional Services	\$17,670.0	\$17,670.0	\$0.0	\$4,702.0	\$4,702.1	\$0.0
ROE - Bus Driver Training	\$70.0	\$70.0	\$0.0	\$70.0	\$70.0	\$0.0
ROE - Salaries	\$12,650.0	\$12,650.0	\$0.0	\$2,905.8	\$2,905.8	\$0.0
ROE - School Services	\$4,950.0	\$4,950.0	\$0.0	\$1,726.3	\$1,726.3	\$0.0
School Infrastructure Fund	\$40,600.0	\$40,000.0	\$600.0	\$35.4	\$0.0	\$35.4
School Infrastructure (Admin)	\$600.0	\$0.0	\$600.0	\$35.4	\$0.0	\$35.4
School Maintenance Projects	\$40,000.0	\$40,000.0	\$0.0	\$0.0	\$0.0	\$0.0
Driver Education	\$17,900.0	\$17,900.0	\$0.0	\$4,475.0	\$4,475.0	\$0.0
Career Prep	\$0.0	\$0.0	\$0.0	\$0.0	\$0.0	\$0.0
Agricultural Education - Downstate Transit	\$0.0	\$0.0	\$0.0	\$0.0	\$0.0	\$0.0
Other Funds	\$289,875.5	\$266,566.6	\$23,308.9	\$2,318.1	\$1,059.4	\$1,258.8
After School Rescue Fund	\$200.0	\$200.0	\$0.0	\$0.0	\$0.0	\$0.0
Capital Development Fund-Sch Const.	\$25,000.0	\$25,000.0	\$0.0	\$0.0	\$0.0	\$0.0
Charter Schools Revolving Loan Fund	\$20.0	\$20.0	\$0.0	\$0.0	\$0.0	\$0.0
District Intervention Fund	\$13,090.0	\$13,090.0	\$0.0	\$0.0	\$0.0	\$0.0
Emergency Financial Assistance Fund	\$1,500.0	\$1,500.0	\$0.0	\$40.5	\$40.5	\$0.0
Fund for the Advancement of Education	\$200,000.0	\$200,000.0	\$0.0	\$0.0	\$0.0	\$0.0

Indirect Costs	\$7,015.2	\$0.0	\$7,015.2	\$361.6	\$0.0	\$361.6
ISBE - Special Purpose Trust Fund	\$8,484.8	\$0.0	\$8,484.8	\$6.0	\$0.0	\$6.0
ISBE Teacher Certificate Institute Fund	\$2,208.9	\$0.0	\$2,208.9	\$0.0	\$0.0	\$0.0
School Construction Maintenance Fund	\$20,356.6	\$20,356.6	\$0.0	\$0.0	\$0.0	\$0.0
School Technology Revolving Loan	\$5,000.0	\$5,000.0	\$0.0	\$1,018.9	\$1,018.9	\$0.0
State Charter School Commission	\$600.0	\$0.0	\$600.0	\$99.1	\$0.0	\$99.1
Teacher Certification Fee Revolving Fund	\$5,000.0	\$0.0	\$5,000.0	\$792.1	\$0.0	\$792.1
Technology Immersion - Build IL Bond Fund	\$0.0	\$0.0	\$0.0	\$0.0	\$0.0	\$0.0
Temporary Relocation Revolving Fund	\$1,400.0	\$1,400.0	\$0.0	\$0.0	\$0.0	\$0.0

FEDERAL

Federal Funds	<u>\$2,976,510.5</u>	<u>\$2,812,417.5</u>	<u>\$164,092.9</u>	<u>\$151,177.6</u>	<u>\$142,694.9</u>	<u>\$8,482.7</u>
Advanced Placement Fee Payment	\$3,023.1	\$3,000.0	\$23.1	\$250.6	\$250.6	\$0.0
ARRA - Education Jobs Fund	\$0.0	\$0.0	\$0.0	\$0.0	\$0.0	\$0.0
ARRA - Longitudinal Data Systems	\$10,000.0	\$0.0	\$10,000.0	\$249.2	\$0.0	\$249.2
ARRA - Race to the Top	\$42,800.0	\$17,305.9	\$25,494.1	\$264.8	\$6.9	\$257.9
ARRA - Title I	\$0.0	\$0.0	\$0.0	\$0.0	\$0.0	\$0.0
ARRA - Titel I School Improvement (1003G)	\$30,000.0	\$30,000.0	\$0.0	\$1,149.0	\$1,149.0	\$0.0
ARRA - Title II Technology	\$0.0	\$0.0	\$0.0	\$0.0	\$0.0	\$0.0
Career & Technical Education	\$57,003.7	\$55,000.0	\$2,003.7	\$2,223.8	\$2,099.9	\$123.9
Career & Technical Education - Technical Prep	\$8.5	\$0.0	\$8.5	\$0.0	\$0.0	\$0.0
Charter Schools	\$9,000.0	\$9,000.0	\$0.0	\$0.0	\$0.0	\$0.0
Child Nutrition	\$739,115.2	\$725,000.0	\$14,115.2	\$50,886.7	\$49,358.5	\$1,528.2
Early Learning Challenge	\$5,226.8	\$611.6	\$4,615.2	\$555.3	\$0.0	\$555.3
Early Learning Challenge - DCFS	\$604.6	\$0.0	\$604.6	\$0.0	\$0.0	\$0.0
Early Learning Challenge - DHS	\$29,168.6	\$0.0	\$29,168.6	\$1,260.9	\$0.0	\$1,260.9
IDEA - Deaf Blind, Part C	\$500.0	\$500.0	\$0.0	\$29.1	\$29.1	\$0.0
IDEA - Improvement Plan	\$5,287.2	\$4,500.0	\$787.2	\$199.5	\$174.0	\$25.5
IDEA - Pre-School	\$26,095.6	\$25,000.0	\$1,095.6	\$908.1	\$820.3	\$87.8
Illinois Purchase Care Review Board	\$449.9	\$0.0	\$449.9	\$67.8	\$0.0	\$67.8
Individuals with Disabilities Educ. Act, Pt. B	\$716,845.0	\$700,000.0	\$16,845.0	\$23,000.9	\$21,056.6	\$1,944.3
IDEA - Bellefaire JCB	\$0.0	\$0.0	\$0.0	\$0.0	\$0.0	\$0.0
Integration of Schools & Mental Health Systems	\$0.0	\$0.0	\$0.0	\$0.0	\$0.0	\$0.0
Learn and Serve America	\$8.0	\$0.0	\$8.0	\$0.0	\$0.0	\$0.0
Longitudinal Data System	\$5,200.0	\$0.0	\$5,200.0	\$50.3	\$0.0	\$50.3
Math & Science Partnerships	\$14,692.5	\$14,000.0	\$692.5	\$281.0	\$252.3	\$28.7
National Center for Education Statistics	\$427.8	\$0.0	\$427.8	\$65.3	\$0.0	\$65.3
ONPAR	\$0.0	\$0.0	\$0.0	\$0.0	\$0.0	\$0.0
Spanish Language Assesment-SALSA	\$919.1	\$-0.0	\$919.1	\$13.3	\$0.0	\$13.3
School Health Programs	\$1,202.6	\$0.0	\$1,202.6	\$25.3	\$0.0	\$25.3
Special Congressional Initiatives	\$5,000.0	\$5,000.0	\$0.0	\$0.0	\$0.0	\$0.0
Striving Readers	\$0.0	\$0.0	\$0.0	\$0.0	\$0.0	\$0.0
Title I - Basic Programs	\$862,673.8	\$851,698.7	\$10,975.1	\$47,160.5	\$46,251.7	\$908.8
Title I - Comprehensive School Reform	\$30.0	\$0.0	\$30.0	\$0.0	\$0.0	\$0.0
Title I - Education of Migratory Children	\$3,793.2	\$3,680.0	\$113.2	\$514.2	\$509.3	\$4.9
Title I - Even Start Family Literacy Programs	\$49.0	\$0.0	\$49.0	\$0.0	\$0.0	\$0.0
Title I - Neglected and Delinquent	\$2,846.6	\$2,754.1	\$92.5	\$0.0	\$0.0	\$0.0

Title I - School Improvement	\$87,422.6	\$81,867.1	\$5,555.5	\$5,873.5	\$5,184.0	\$689.5
Title II - Enhance Ed through Technology	\$36.2	\$0.0	\$36.2	\$0.0	\$0.0	\$0.0
Title II - Quality Teachers	\$161,971.0	\$157,000.0	\$4,971.0	\$8,897.6	\$8,848.6	\$49.0
Title III - English Language Acquisition	\$48,028.9	\$45,500.0	\$2,528.9	\$2,493.1	\$2,407.7	\$85.4
Title IV - 21st Century Schools	\$76,836.5	\$74,000.0	\$2,836.5	\$4,429.0	\$4,167.4	\$261.6
Title IV - Safe & Drug Free Schools	\$10.0	\$0.0	\$10.0	\$0.0	\$0.0	\$0.0
Title VI - Rural & Low Income Programs	\$2,088.6	\$2,000.0	\$88.6	\$36.1	\$36.1	\$0.0
Title VI - State Assessment	\$22,861.2	\$0.0	\$22,861.2	\$198.7	\$0.0	\$198.7
Title X - McKinney Homeless Assistance	\$5,268.8	\$5,000.0	\$268.8	\$93.7	\$92.4	\$1.3
Transition to Teaching	\$15.6	\$0.0	\$15.6	\$0.0	\$0.0	\$0.0
TOTAL - ALL FUNDS:	\$9,934,736.1	\$9,670,587.0	\$264,149.0	\$1,491,272.4	\$1,473,607.5	\$17,664.9

ILLINOIS STATE BOARD OF EDUCATION
Financial Status Report
July 1, 2014 through September 30, 2014
(Fiscal Year 2015)

	Appropriation Amount	Expenditures to Date	Unexpended Appropriation	Percentage spent YTD	Percentage Unexpended
<u>General Revenue Fund</u>					
Personal Services and Related Expenditures	\$ 16,272,670	\$ 4,123,316	\$ 12,149,354	25.34%	74.66%
Contractual Services	6,000,000	1,145,867	4,854,133	19.10%	80.90%
Travel	166,250	18,596	147,654	11.19%	88.81%
Commodities	71,300	286	71,014	0.40%	99.60%
Printing	64,700	-	64,700	0.00%	100.00%
Equipment	132,200	1,572	130,628	1.19%	98.81%
Telecommunications	450,000	63,634	386,366	14.14%	85.86%
Operation of Automotive Equipment	23,800	2,860	20,940	12.02%	87.98%
Lump Sums	45,376,300	1,902,392	43,473,908	4.19%	95.81%
<i>Sub-total</i>	68,557,220	7,258,523	61,298,698	10.59%	89.41%
Awards and Grants	2,214,182,309	502,513,920	1,711,668,389	22.70%	77.30%
Total General Revenue Fund	\$ 2,282,739,529	\$ 509,772,442	\$ 1,772,967,087	22.33%	77.67%
<u>Education Assistance Fund</u>					
Awards and Grants	\$ 241,053,300	\$ -	\$ 241,053,300	0.00%	100.00%
<u>Common School Fund</u>					
General State Aid	\$ 4,081,477,230	\$ 818,791,896	\$ 3,262,685,334	20.06%	79.94%
<u>Teacher Certification Fee Revolving Fund</u>					
Lump Sums	\$ 5,000,000	\$ 792,072	\$ 4,207,928	15.84%	84.16%

ILLINOIS STATE BOARD OF EDUCATION
Financial Status Report
July 1, 2014 through September 30, 2014
(Fiscal Year 2015)

	Appropriation Amount	Expenditures to Date	Unexpended Appropriation	Percentage spent YTD	Percentage Unexpended
<u>Drivers Education Fund</u>					
Awards and Grants	\$ 17,900,000	\$ 4,474,994	\$ 13,425,006	25.00%	75.00%
<u>School Dist. Emergency Financial Asst. Fund</u>					
Awards and Grants	\$ 1,500,000	\$ 40,500	\$ 1,459,500	2.70%	97.30%
<u>SBE Special Purpose Trust Fund</u>					
Lump Sums	\$ 15,500,000	\$ 367,601	\$ 15,132,399	2.37%	97.63%
<u>SBE Teacher Certification Institution Fund</u>					
Lump Sums	\$ 2,208,900	\$ -	\$ 2,208,900	0.00%	100.00%
<u>SBE Federal Department of Agriculture Fund</u>					
Personal Services and Related Expenditures	\$ 6,803,400	\$ 1,124,496	\$ 5,678,904	16.53%	83.47%
Contractual Services	6,310,500	356,003	5,954,497	5.64%	94.36%
Travel	400,000	46,550	353,450	11.64%	88.36%
Commodities	85,000	1,124	83,876	1.32%	98.68%
Printing	156,300	-	156,300	0.00%	100.00%
Equipment	310,000	-	310,000	0.00%	100.00%
Telecommunications	50,000	-	50,000	0.00%	100.00%
Sub-total	14,115,200	1,528,173	12,587,027	10.83%	89.17%
Awards and Grants	725,000,000	49,358,555	675,641,445	6.81%	93.19%
Total SBE Federal Department of Agriculture Fund	\$ 739,115,200	\$ 50,886,727	\$ 688,228,473	6.88%	93.12%

ILLINOIS STATE BOARD OF EDUCATION
Financial Status Report
July 1, 2014 through September 30, 2014
(Fiscal Year 2015)

	Appropriation Amount	Expenditures to Date	Unexpended Appropriation	Percentage spent YTD	Percentage Unexpended
<u>SBE Federal Agency Services Fund</u>					
Personal Services and Related Expenditures	\$ 194,900	\$ 23,184	\$ 171,716	11.90%	88.10%
Contractual Services	945,000	1,248	943,752	0.13%	99.87%
Travel	30,000	316	29,684	1.05%	98.95%
Commodities	20,000	588	19,413	2.94%	97.06%
Printing	700	-	700	0.00%	100.00%
Equipment	11,000	-	11,000	0.00%	100.00%
Telecommunications	9,000	-	9,000	0.00%	100.00%
Sub-total	1,210,600	25,336	1,185,264	2.09%	97.91%
Total SBE Federal Agency Services Fund	\$ 1,210,600	\$ 25,336	\$ 1,185,264	2.09%	97.91%
<u>SBE Federal Department of Education Fund</u>					
Personal Services and Related Expenditures	\$ 25,209,400	\$ 2,712,523	\$ 22,496,877	10.76%	89.24%
Contractual Services	21,370,000	1,529,314	19,840,686	7.16%	92.84%
Travel	1,600,000	89,620	1,510,380	5.60%	94.40%
Commodities	305,000	12,080	292,920	3.96%	96.04%
Printing	341,000	-	341,000	0.00%	100.00%
Equipment	679,000	-	679,000	0.00%	100.00%
Telecommunications	400,000	-	400,000	0.00%	100.00%
Lump Sums	58,780,300	2,028,265	56,752,035	3.45%	96.55%
Sub-total	108,684,700	6,371,801	102,312,899	5.86%	94.14%
Awards and Grants	2,127,500,000	93,893,671	2,033,606,330	4.41%	95.59%
Total SBE Federal Department of Education Fund	\$ 2,236,184,700	\$ 100,265,472	\$ 2,135,919,228	4.48%	95.52%
<u>Charter Schools Revolving Loan Program Fund</u>					
Awards and Grants	\$ 20,000	\$ -	\$ 20,000	0.00%	100.00%
<u>School Infrastructure Fund</u>					
Lump Sums	\$ 600,000	\$ 35,444	\$ 564,556	5.91%	94.09%
Awards and Grants	40,000,000	-	40,000,000	0.00%	100.00%
Total School Infrastructure Fund	\$ 40,600,000	\$ 35,444	\$ 40,564,556	0.09%	99.91%

ILLINOIS STATE BOARD OF EDUCATION
Financial Status Report
July 1, 2014 through September 30, 2014
(Fiscal Year 2015)

	Appropriation Amount	Expenditures to Date	Unexpended Appropriation	Percentage spent YTD	Percentage Unexpended
<u>School Technology Revolving Loan Program Fund</u>					
Awards and Grants	\$ 5,000,000	\$ 1,018,850	\$ 3,981,150	20.38%	79.62%
<u>Temporary Relocation Expenses Revolving Grant Fund</u>					
Awards and Grants	\$ 1,400,000	\$ -	\$ 1,400,000	0.00%	100.00%
<u>Capital Development Fund</u>					
Construction Grants	\$ 25,000,000	\$ -	\$ 25,000,000	0.00%	100.00%
<u>School Construction Fund</u>					
Construction Grants	\$ 20,356,631	\$ -	\$ 20,356,631	0.00%	100.00%
<u>Personal Property Tax Replacement Fund</u>					
Lump Sums	\$ 70,000	\$ 70,000	\$ -	100.00%	0.00%
Awards and Grants	4,950,000	1,726,270	3,223,730	34.87%	65.13%
Grants for Educational Purposes	12,650,000	2,905,755	9,744,245	22.97%	77.03%
Total Personal Property Tax Replacement Fund	\$ 17,670,000	\$ 4,702,025	\$ 12,967,975	26.61%	73.39%
<u>After School Rescue Fund</u>					
Lump Sums	\$ 200,000	\$ -	\$ 200,000	0.00%	100.00%
<u>Fund for Advancement of Education</u>					
Grants for Educational Purposes	\$ 200,000,000	\$ -	\$ 200,000,000	0.00%	100.00%
<u>State Charter School Commission Fund</u>					
Lump Sums	\$ 600,000	\$ 99,067	\$ 500,933	16.51%	83.49%
ISBE TOTALS	\$ 9,934,736,090	\$ 1,491,272,426	\$ 8,443,463,664	15.01%	84.99%

ILLINOIS STATE BOARD OF EDUCATION
Combined Financial Status Report
July 1, 2014 through September 30, 2014
(Fiscal Year 2015)

	Appropriation Amount	Expenditures to Date (Direct)	Federal Indirect Cost Recovery Expenditures	Unexpended Appropriation	Percentage spent YTD	Percentage Unexpended
<u>All Funds</u>						
Personal Services and Related Expenditures	\$ 48,689,759	\$ 7,983,519	\$ 209,389	\$ 40,496,851	16.40%	83.17%
Contractual Services	34,767,562	3,032,431	142,062	31,593,069	8.72%	90.87%
Travel	2,205,528	155,083	9,278	2,041,167	7.03%	92.55%
Commodities	481,913	14,077	613	467,223	2.92%	96.95%
Printing	562,959	-	259	562,700	0.00%	99.95%
Equipment	1,132,200	1,572	-	1,130,628	0.14%	99.86%
Telecommunications	909,000	63,634	-	845,366	7.00%	93.00%
Operation of Automotive Equipment	23,800	2,860	-	20,940	12.02%	87.98%
Lump Sums	127,973,899	4,933,240	-	121,775,170	3.85%	95.16%
Sub-total	216,746,620	16,548,016	361,601	200,198,604	7.63%	92.37%
Awards and Grants	9,672,632,839	1,474,724,410	-	8,197,908,429	15.25%	84.75%
Construction Grants	45,356,631	-	-	45,356,631	0.00%	100.00%
Total All Funds	\$ 9,934,736,090	\$ 1,490,910,825	\$ 361,601	\$ 8,443,463,664	15.01%	84.99%

General Revenue Fund

Personal Services and Related Expenditures	\$ 16,272,670	\$ 4,123,316	\$ -	\$ 12,149,354	25.34%	74.66%
Contractual Services	6,000,000	1,145,867	-	4,854,133	19.10%	80.90%
Travel	166,250	18,596	-	147,654	11.19%	88.81%
Commodities	71,300	286	-	71,014	0.40%	99.60%
Printing	64,700	-	-	64,700	0.00%	100.00%
Equipment	132,200	1,572	-	130,628	1.19%	98.81%
Telecommunications	450,000	63,634	-	386,366	14.14%	85.86%
Operation of Automotive Equipment	23,800	2,860	-	20,940	12.02%	87.98%
Lump Sums	45,376,300	1,902,392	-	43,473,908	4.19%	95.81%
Sub-total	68,557,220	7,258,523	-	61,298,698	10.59%	89.41%
Awards and Grants	2,214,182,309	502,513,920	-	1,711,668,389	22.70%	77.30%
Total General Revenue Fund	\$ 2,282,739,529	\$ 509,772,442	\$ -	\$ 1,772,967,087	22.33%	77.67%

Other State Funds

Lump Sums	\$ 24,178,900	\$ 1,364,184	\$ -	\$ 22,814,716	5.64%	94.36%
Sub-total	24,178,900	1,364,184	-	22,814,716	5.64%	94.36%
Awards and Grants	4,605,950,530	828,958,265	-	3,776,992,265	18.00%	82.00%
Construction Grants	45,356,631	-	-	45,356,631	0.00%	100.00%
Total Other State Funds	\$ 4,675,486,061	\$ 830,322,448	\$ -	\$ 3,845,163,613	17.76%	82.24%

Federal Funds

Personal Services and Related Expenditures	\$ 32,207,700	\$ 3,860,203	\$ -	\$ 28,347,497	11.99%	88.01%
Contractual Services	28,625,500	1,886,565	-	26,738,935	6.59%	93.41%
Travel	2,030,000	136,486	-	1,893,514	6.72%	93.28%
Commodities	410,000	13,791	-	396,209	3.36%	96.64%
Printing	498,000	-	-	498,000	0.00%	100.00%
Equipment	1,000,000	-	-	1,000,000	0.00%	100.00%
Telecommunications	459,000	-	-	459,000	0.00%	100.00%
Lump Sums	58,780,300	2,028,265	-	56,752,035	3.45%	96.55%
Sub-total	124,010,500	7,925,310	-	116,085,190	6.39%	93.61%
Awards and Grants	2,852,500,000	143,252,225	-	2,709,247,775	5.02%	94.98%
Total Federal Funds	\$ 2,976,510,500	\$ 151,177,535	\$ -	\$ 2,825,332,965	5.08%	94.92%

ILLINOIS STATE BOARD OF EDUCATION
Awards and Grants Expenditures
July 1, 2014 through September 30, 2014
(Fiscal Year 2015)

<u>General Revenue Fund</u>	Appropriation Amount	Expenditures to Date	Unexpended Appropriation	Percentage spent YTD	Percentage Unexpended
Advanced Placement Classes	\$ 500,000	\$ 84,594	\$ 415,406	16.92%	83.08%
District Consolidation	3,385,500	2,881,247	504,253	85.11%	14.89%
Agriculture Education	1,800,000	537,432	1,262,568	29.86%	70.14%
Bilingual Education	61,681,200	-	61,681,200	0.00%	100.00%
Vocational Education Career and Technical Education	38,062,100	10,929,173	27,132,927	28.71%	71.29%
Early Childhood Education	295,812,400	57,972,523	237,839,877	19.60%	80.40%
Technology for Success	1,390,000	186,569	1,203,431	13.42%	86.58%
Arts and Foreign Language	500,000	-	500,000	0.00%	100.00%
Autism Training & Technical Assistance	100,000	-	100,000	0.00%	100.00%
Recording for Blind and Dyslexic	816,600	656,115	160,485	80.35%	19.65%
Children's Mental Health Partnership	300,000	-	300,000	0.00%	100.00%
Educational Materials Unit	1,421,100	500,000	921,100	35.18%	64.82%
Philip Rock Center Reimbursement	3,577,800	500,000	3,077,800	13.98%	86.02%
Alternative Education	6,300,000	980,750	5,319,250	15.57%	84.43%
Truant Alternative/Optional Education	11,500,000	3,082,000	8,418,000	26.80%	73.20%
National Board Certification Reimbursement	1,000,000	387,600	612,400	38.76%	61.24%
Teach America	1,000,000	-	1,000,000	0.00%	100.00%
Special Education-Private Tuition	230,192,400	29,694,824	200,497,576	12.90%	87.10%
Special Education-Extraordinary	302,928,900	53,618,409	249,310,491	17.70%	82.30%
Special Education-Personnel	440,500,000	154,857,150	285,642,850	35.15%	64.85%
Special Education-Orphanage Tuition	95,000,000	37,204,870	57,795,130	39.16%	60.84%
Transportation-Regular/Vocational	205,808,900	57,472,099	148,336,801	27.92%	72.08%
Transportation-Special Education	450,500,000	78,049,125	372,450,875	17.32%	82.68%
Free Lunch/Breakfast	9,000,000	4,729,392	4,270,608	52.55%	47.45%
Orphanage Tuition	12,000,000	2,066,148	9,933,852	17.22%	82.78%
Special Education-Summer School	10,100,000	5,494,400	4,605,600	54.40%	45.60%
Lowest Performing Schools	902,800	-	902,800	0.00%	100.00%
Southwest Organizing Project-Parent Mentoring	1,500,000	-	1,500,000	0.00%	100.00%
Targeted Initiatives	3,200,000	-	3,200,000	0.00%	100.00%
Tax Equivalent Grants	222,600	-	222,600	0.00%	100.00%
District Intervention Funding	13,090,000	-	13,090,000	0.00%	100.00%
After School Matters	2,500,000	-	2,500,000	0.00%	100.00%
Total General Revenue Fund	\$ 2,202,706,800	\$ 501,884,419	\$ 1,703,788,222	22.78%	77.35%

ILLINOIS STATE BOARD OF EDUCATION
Awards and Grants Expenditures
July 1, 2014 through September 30, 2014
(Fiscal Year 2015)

	Appropriation Amount	Expenditures to Date	Unexpended Appropriation	Percentage spent YTD	Percentage Unexpended
<u>Education Assistance Fund</u>					
General State Aid	\$ 241,053,300	\$ -	\$ 241,053,300	0.00%	100.00%
Total Education Assistance Fund	\$ 241,053,300	\$ -	\$ 241,053,300	0.00%	100.00%
<u>Common School Fund</u>					
General State Aid	\$ 4,081,477,230	\$ 818,791,896	\$ 3,262,685,334	20.06%	79.94%
Total Common School Fund	\$ 4,081,477,230	\$ 818,791,896	\$ 3,262,685,334	20.06%	79.94%
<u>Drivers Education Fund</u>					
Driver Education Grants	\$ 17,900,000	\$ 4,474,994	\$ 13,425,006	25.00%	75.00%
Total Drivers Education Fund	\$ 17,900,000	\$ 4,474,994	\$ 13,425,006	25.00%	75.00%
<u>School Dist. Emergency Financial Asst. Fund</u>					
School District Emergency Financial Assistance	\$ 1,500,000	\$ 40,500	\$ 1,459,500	2.70%	97.30%
Total School Dist. Emergency Fin. Asst. Fund	\$ 1,500,000	\$ 40,500	\$ 1,459,500	2.70%	97.30%
<u>Fund for the Advancement of Education</u>					
Grants for Educational Purposes	\$ 200,000,000	\$ -	\$ 200,000,000	0.00%	100.00%
Total SBE Special Purpose Trust Fund	\$ 200,000,000	\$ -	\$ 200,000,000	0.00%	100.00%
<u>SBE Federal Department of Agriculture Fund</u>					
Federal Nutrition Programs	\$ 725,000,000	\$ 49,358,555	\$ 675,641,445	6.81%	93.19%
Total SBE Federal Department of Agriculture Fund	\$ 725,000,000	\$ 49,358,555	\$ 675,641,445	6.81%	93.19%

ILLINOIS STATE BOARD OF EDUCATION
Awards and Grants Expenditures
July 1, 2014 through September 30, 2014
(Fiscal Year 2015)

	Appropriation Amount	Expenditures to Date	Unexpended Appropriation	Percentage spent YTD	Percentage Unexpended
<u>SBE Federal Department of Education Fund</u>					
Title VI Rural and Low Income Students	\$ 2,000,000	\$ 36,135	\$ 1,963,865	1.81%	98.19%
Race to the Top	17,305,928	6,943	17,298,985	0.04%	99.96%
Title III - English Language Acquisition	45,500,000	2,407,768	43,092,232	5.29%	94.71%
Early Learning Challenge	611,655	-	611,655	0.00%	100.00%
Charter Schools	9,000,000	-	9,000,000	0.00%	100.00%
Advanced Placement Fee	3,000,000	250,560	2,749,440	8.35%	91.65%
Title I - Basic	940,000,000	51,945,143	888,054,857	5.53%	94.47%
Title IV - 21st Century/Community Service	74,000,000	4,167,419	69,832,581	5.63%	94.37%
Title II - Teacher Quality	157,000,000	8,848,617	148,151,383	5.64%	94.36%
Title II - Math/Science Partnerships	14,000,000	252,317	13,747,683	1.80%	98.20%
Title X - McKinney Homeless	5,000,000	92,416	4,907,584	1.85%	98.15%
IDEA - Preschool	25,000,000	820,267	24,179,733	3.28%	96.72%
IDEA - Improvement	4,500,000	174,052	4,325,948	3.87%	96.13%
IDEA	700,000,000	21,056,594	678,943,406	3.01%	96.99%
IDEA - Deaf/Blind	500,000	29,074	470,926	5.81%	94.19%
Career and Technical Education - Basic Perkins	55,000,000	2,099,948	52,900,052	3.82%	96.18%
Special Federal Congressional Initiatives	5,000,000	-	5,000,000	0.00%	100.00%
Title I ARRA School Improvement	30,000,000	1,149,043	28,850,957	3.83%	96.17%
Total SBE Federal Department of Education Fund	\$ 2,087,417,583	\$ 93,336,296	\$ 1,994,081,286	4.47%	95.53%
<u>Charter Schools Revolving Loan Program Fund</u>					
Charter Schools Revolving Loans	\$ 20,000	\$ -	\$ 20,000	0.00%	100.00%
Total Charter Schools Rev. Loan Program Fund	\$ 20,000	\$ -	\$ 20,000	0.00%	100.00%

ILLINOIS STATE BOARD OF EDUCATION
Awards and Grants Expenditures
July 1, 2014 through September 30, 2014
(Fiscal Year 2015)

	Appropriation Amount	Expenditures to Date	Unexpended Appropriation	Percentage spent YTD	Percentage Unexpended
<u>School Technology Revolving Loan Program Fund</u>					
School Technology Revolving Loans	\$ 5,000,000	\$ 1,018,850	\$ 3,981,150	20.38%	79.62%
Total School Technology Rev. Loan Program Fund	\$ 5,000,000	\$ 1,018,850	\$ 3,981,150	20.38%	79.62%
<u>Temporary Relocation Expenses Revolving Grant Fund</u>					
Temporary Relocation Revolving Loans/Grants	\$ 1,400,000	\$ -	\$ 1,400,000	0.00%	100.00%
Total Temporary Relocation Exp. Rev. Grant Fund	\$ 1,400,000	\$ -	\$ 1,400,000	0.00%	100.00%
<u>Capital Development Fund</u>					
Grants for Educational Purposes	\$ 25,000,000	\$ -	\$ 25,000,000	0.00%	100.00%
Total Capital Development Fund	\$ 25,000,000	\$ -	\$ 25,000,000	0.00%	100.00%
<u>School Construction Fund</u>					
Construction Grants	\$ 20,356,631	\$ -	\$ 20,356,631	0.00%	100.00%
Total School Construction Fund	\$ 20,356,631	\$ -	\$ 20,356,631	0.00%	100.00%
<u>School Infrastructure Fund</u>					
Awards and Grants	\$ 40,000,000	\$ -	\$ 40,000,000	0.00%	100.00%
Total School Infrastructure Fund	\$ 40,000,000	\$ -	\$ 40,000,000	0.00%	100.00%

ILLINOIS STATE BOARD OF EDUCATION
Awards and Grants Expenditures
July 1, 2014 through September 30, 2014
(Fiscal Year 2015)

	Appropriation Amount	Expenditures to Date	Unexpended Appropriation	Percentage spent YTD	Percentage Unexpended
<u>Personal Property Tax Replacement Fund</u>					
Lump Sums	\$ 70,000	\$ 70,000	\$ -	100.00%	0.00%
Awards and Grants, Lump Sums	4,950,000	1,726,270	3,223,730	34.87%	65.13%
Grants for Educational Purposes	12,650,000	2,905,755	9,744,245	22.97%	77.03%
Total Personal Property Tax Replacement Fund	\$ 17,670,000	\$ 4,702,025	\$ 12,967,975	26.61%	73.39%
<u>After School Rescue Fund</u>					
Lump Sums	\$ 200,000	\$ -	\$ 200,000	0.00%	100.00%
Total After School Rescue Fund	\$ 200,000	\$ -	\$ 200,000	0.00%	100.00%
TOTAL AWARDS AND GRANTS - ALL FUNDS	\$ 9,666,701,544	\$ 1,473,607,534	\$ 8,196,059,850	15.24%	84.79%

**ILLINOIS STATE BOARD OF EDUCATION
FINANCIAL STATUS REPORT - 07/01/2014 THROUGH 9/30/2014
FY2015**

	<u>Funded Amount</u>	<u>Expended Year to Date</u>	<u>% Spent Year to Date</u>	<u>September Expenditures</u>	<u>Description</u>
Personal Services and Related	56,738.2	9,140.4	16.1%	3,052.9	Salaries & Benefits
Contractual Services	203,242.0	8,254.2	4.1%	4,640.8	Agency Contracts (see below); Non-Employee Travel; Conferences; Registration Fees
Travel	2,458.7	184.6	7.5%	76.8	Staff Travel
Commodities	734.2	16.6	2.3%	11.6	Supplies; Books
Printing	764.3	0.0	0.0%	0.0	Agency Printing
Equipment	1,270.9	1.8	0.1%	1.5	Computers; Printers; Furniture
Telecommunications	917.0	64.3	7.0%	31.8	Telecommunications Expenses
Auto Operations	23.8	2.9	12.2%	1.5	Operation of Agency Autos
Prompt Payment Act	0.0	0.0	0.0%	0.0	Prompt Payment
Refunds	0.0	0.0	0.0%	0.0	Refunds
Temp. Relocation Revolving Fund	0.0	0.0	0.0%	0.0	Interfund Cash Transfer
Grants	9,623,230.4	1,473,607.6	15.3%	998,851.8	See Detail Below
School Construction Grants	45,356.6	0.0	0.0%	0.0	School Construction Funds
TOTAL	9,934,736.1	1,491,272.4		1,006,668.7	

	<u>Funded Amount</u>	<u>Expended Year to Date</u>	<u>% Spent Year to Date</u>	<u>September Expenditures</u>	<u>Description</u>
Agency Contracts Breakdown:					
<u>Human Resources</u>					
Jackson Lewis					Arbitration matters
GRF	200.0	0.0	0.0%	0.0	
Other State	50.0	0.0	0.0%	0.0	
<u>Administrative Services</u>					
Alzina					Building lease in Springfield
GRF	1,260.2	392.7	31.2%	98.2	
Other State	381.6	118.9	31.2%	29.7	
Federal	698.2	217.6	31.2%	54.4	
L.K. Dyer					Will do construction projects throughout agency.
Other State	50.0	0.0	0.0%	0.0	
Xerox Corporation					Will supply copier maintenance and repair to ISBE's XEROX machines.
GRF	50.0	0.5	1.1%	0.3	
Other State	50.0	0.0	0.0%	0.0	
Facilities Management					
GRF	139.3	22.6	16.2%	22.6	Rent for Chicago Office, Thompson Center
Other State	4.5	0.7	16.2%	0.7	
Federal	177.2	28.7	16.2%	28.7	
<u>General Counsel/Legal</u>					
2 Impartial Hearing Officers					Teacher Dismissal Hearing Officers
GRF	16.0	1.2	7.5%	0.0	
Laner Muchin Ltd					Prosecution of Educator misconduct cases and any other cases ISBE may request

	<u>Funded Amount</u>	<u>Expended Year to Date</u>	<u>% Spent Year to Date</u>	<u>September Expenditures</u>	<u>Description</u>
GRF	250.0	15.2	6.1%	15.2	
<u>Information Technology</u>					
Levi Ray & Shoup Inc					One Programmer/Analyst to assist in the further development and continuation of the Web-based Illinois Nutrition System (WINS).
Federal	122.4	20.7	16.9%	9.8	
Marucco Stoddard, Ferenbach & Walsh (MSF&W)					One lead programmer for Child Nutrition (CNS), Claim Entry System (ACES) and LAN based Child Nutrition System - MY11213
Federal	166.3	23.9	14.4%	11.5	
Ashbaugh & Associates					Two programmers for the Special Education Data System - MY11211
Federal	320.7	56.4	17.6%	23.8	
Lead IT					One programmer for Child Nutrition (CNS), Claim Entry System (ACES) and LAN based Child Nutrition System - MY11212
Federal	131.5	17.5	13.3%	7.9	
Ashbaugh & Associates					Two programmers for Child Nutrition (CNS), Claim Entry System (ACES) and LAN based Child Nutrition System - MY11214
Federal	330.7	69.3	21.0%	25.9	
Utilistar					Data analysis and reporting for Supplemental Education Services
Federal	49.9	0.0	0.0%	0.0	
Ashbaugh & Associates					Programmer for Teacher Certification Information System and Educator Certification System MY09212
Other State	164.3	44.3	26.9%	13.7	
IBM					Ongoing maintenance for the Statewide Student Information System
GRF	750.0	266.7	35.6%	133.3	
Other State	250.0	0.0	0.0%	0.0	
Federal	600.0	0.0	0.0%	0.0	
Capitol Strategies Consulting					Continued development and maintenance of the entity profile system; assist staff in interfacing ISBE's current applications with EPS, implement enhancement requests and provide support, update user manuals and system documentation of the entity system.
GRF	159.4	30.5	19.2%	14.2	
Capitol Strategies Consulting					Will provide a business analyst and a two programming analysts for the maintenance and support of the Educator Licensure Information System (ELIS). Will implement programming improvements to the processes within ELIS surrounding evaluations and the issuance of licenses, endorsements and approvals.
Other State	490.0	90.9	18.6%	36.4	
Central Illinois Staffing					Two temporary service workers from Manpower, using State Master Contract #CMS373471A.
Other State	55.9	11.8	21.1%	3.6	
Securance Consulting					Will perform the IT Risk Assessment and help produce policies around IT Security to ensure that confidential data is secure.
GRF	27.9	0.0	0.0%	0.0	
Other State	55.8	0.0	0.0%	0.0	
Federal	27.9	0.0	0.0%	0.0	
Paradigm Solutions Inc					Time and materials contract for two programmer analysts for the Illinois Longitudinal Data System.
Federal	199.0	34.8	17.5%	34.8	
Capitol Strategies Consulting					Two programmers to assist in the ongoing maintenance and support for the current implementation of the ISBE Employment Information System.

	<u>Funded Amount</u>	<u>Expended Year to Date</u>	<u>% Spent Year to Date</u>	<u>September Expenditures</u>	<u>Description</u>
Other State	338.6	19.8	5.8%	19.8	
<u>Data Analysis and Accountability</u>					
Diversified Services Network					Time and materials contract for one business analyst for the Illinois Longitudinal Data System.
Federal	175.3	15.5	8.8%	0.0	
Capitol Strategies Consulting					A data analyst will meet project needs for The Center for Performance including will generate ad hoc reports and data analysis in support of the division of Early Childhood and will also produce data submissions for the EDEN/EDFacts system.
GRF	86.0	22.8	26.5%	14.7	
Other State	81.3	0.0	0.0%	0.0	
MSF&W					Co-project manager for the Illinois Longitudinal Data System (ILDS)
Federal	186.5	40.1	21.5%	40.1	
<u>Deputy Superintendent/Chief Education Officer</u>					
Champaign-Ford ROE#9					Will provide resources, stipends and travel for committee members to develop a math curriculum models project focused on middle and high schools which can be adopted or adapted for each school if needed to implement.
Federal	300.0	0.0	0.0%	0.0	
Macon Piatt ROE #39					Will support the consistent design and delivery of state professional development modules, materials and workshops through the statewide system in the areas of Math, Reading/Language Arts, Assessment/Data, Social Emotional Learning and Parent Involvement.
Federal	140.0	23.3	16.7%	11.7	
American Institutes for Research					Will direct and support the work of the Statewide System of Support (SSOS) in establishing programs and processes based on scientifically-based research and best practices.
Federal	12,497.0	3,497.0	28.0%	3,497.0	
Academic Development, Inc.					Technical assistance to schools/districts in developing evaluations for the content and effectiveness of the parental involvement policy activities and programs for improving the academic quality of schools through the spread of internet technology
Federal	100.7	0.0	0.0%	0.0	
Sangamon County ROE					Will provide content expertise on the new Illinois Learning Standards Incorporating the Common Core to ISBE staff.
Federal	380.0	60.0	15.8%	60.0	
<u>College and Career Readiness</u>					
Sangamon County ROE					Staff support for Illinois Mathematics and Science Partnership Program and Enhancing Education Through Technology as well as other statewide initiatives
Federal	70.0	0.0	0.0%	0.0	
University of Illinois					Will support the implementation and continuous improvement of the pathways initiative, including the STEM POS and Learning Exchanges.
Federal	291.8	0.0	0.0%	0.0	
Illinois Foundation FFA					Will establish a governance structure in which the Lead Entity will serve as administrative and fiscal agent of the Agriculture Learning Exchange.
Federal	120.0	0.0	0.0%	0.0	
Illinois Science and Technology Inst.					Will establish a governance structure in which the Lead Entity will serve as administrative and fiscal agent of the Research and Development Learning Exchange.
Federal	119.5	0.0	0.0%	0.0	

	<u>Funded Amount</u>	<u>Expended Year to Date</u>	<u>% Spent Year to Date</u>	<u>September Expenditures</u>	<u>Description</u>
Illinois Community College Board					Will perform services related to the STEM College and Career Readiness project (CCR), which will support the implementation of programs of study by connecting remedial education to programs of study efforts
Federal	354.0	0.0	0.0%	0.0	
University of Illinois					Will establish a governance structure in which the Lead Entity will serve as administrative and fiscal agent of the Health Science Learning Exchange.
Federal	119.0	0.0	0.0%	0.0	
Southwestern Ed. Dev. Corp					Will assist ISBE with state sponsored technical assistance workshops and professional development for 21st CCLC grantees.
Federal	599.2	99.9	16.7%	49.9	
Education Development Center					Will evaluate the implementation of the 21st CCLC Program in Illinois by measuring how well ISBE and its sub grantees are meeting established program goal and the seven statewide objectives in ISBE's 21st CCLC plan to ED.
Federal	111.5	55.7	50.0%	55.7	
Comptia Workforce Development					Will establish a governance structure in which the Lead Entity will serve as administrative and fiscal agent of the Information Technology Learning Exchange.
Federal	168.0	0.0	0.0%	0.0	
Illinois Manufacturers' Association					Will establish a governance structure in which the Lead Entity will serve as administrative and fiscal agent of the Manufacturing Learning Exchange.
Federal	181.3	45.3	25.0%	45.3	
Illinois Board of Higher Education					Will establish further the advancement and alignment of Common Core Standards across secondary and post-secondary curricula through the development of a regional consortia comprised of universities, community colleges and high schools through outreach and workshops. Will align the Common Core Standards to educator preparation programs through professional development opportunities for Illinois' two and four year public and private institutions.
Federal	160.7	0.0	0.0%	0.0	
<u>Early Childhood</u>					
National Louis University					Third party monitoring of Early Childhood Block Grant Programs
GRF	865.0	0.0	0.0%	0.0	
WestEd					Contractor will develop the Illinois Kindergarten Individual Development Survey
GRF	1,523.3	0.0	0.0%	0.0	
Northern Illinois University					Will provided services to ISBE and the Governor's Office of Early Childhood Development (OECD) to support OECD's implementation of the State's Race to the Top Early Learning Challenge Grant.
Federal	211.3	35.2	16.7%	17.6	
WestEd					Will develop an online Inter Rater Agreement System for the KIDS assessment.
Federal	295.3	0.0	0.0%	0.0	
Illinois Board of Higher Education					IBHE will implement a program known as the Early Childhood Race to the Top Higher Education Program Innovation Grant. Will provide institutes of higher education with two rounds of grant funding to redesign their associate's, bachelor's and or master's level early childhood teacher preparation programs
Federal	250.0	250.0	100.0%	0.0	
Illinois Department of Children and Family Services					DCFS will provide professional services to advance in the development of weighting (risk assessment) and key indicator systems for child day care licensing.
Federal	500.0	0.0	0.0%	0.0	

	<u>Funded Amount</u>	<u>Expended Year to Date</u>	<u>% Spent Year to Date</u>	<u>September Expenditures</u>	<u>Description</u>
Sangamon County ROE					Will provide content expertise based on the New Illinois Learning Standards Incorporating the Common core to ISBE staff. Will collaborate with members of the PARCC consortium to develop year end item, test forms and associated test construction materials.
Federal	223.0	20.3	9.1%	20.3	
Illinois Department of Human Services					ISBE is the fiscal agent for RTT-ELC funds. This agreement will give ISBE the authority to transfer funds to the Illinois Department of Human Services to comply with the terms of the states RTT-ELC application.
Federal	15,584.3	1,260.9	8.1%	1,260.9	
<u>English Language Learning</u>					
Illinois Resource Center					Statewide professional development
GRF	1,831.0	0.0	0.0%	0.0	
Federal	125.0	0.0	0.0%	0.0	
Illinois Migrant Council					Support & technical assistance to the Migrant Education Program
Federal	491.7	98.3	20.0%	49.2	
<u>Special Education Services</u>					
14 Hearing Officers					Impartial Hearing Officers in the local-level - Section 14-8.02 of the School Code
Federal	378.0	53.3	14.1%	24.8	
8 Mediation Officers					Special Education mediation services
Federal	64.0	20.9	32.7%	8.3	
ROE # 20					Harrisburg Project - Manage software for special education districts and co-ops
Federal	717.6	179.4	25.0%	59.8	
Measurement Incorporated					Special Education parent survey
Federal	65.0	0.0	0.0%	0.0	
Capitol Strategies Consulting					Maintain Special Education Database System
Federal	160.4	27.8	17.3%	9.4	
Illinois State University					Evaluation services for the 5 year State Personnel Development Grant
Federal	150.0	25.0	16.7%	12.5	
Special Education Solutions					Training and on-going staff development for Due Process Hearing Officers
Federal	134.8	20.8	15.4%	10.4	
Macro International Inc					Will administer the Youth Risk Behavior Survey (YRBS) to selected classes at approximately 50 randomly selected Illinois public high schools
Federal	74.9	0.0	0.0%	0.0	
<u>Title Grant Administration</u>					
University of Memphis					Contractor will perform evaluation of effectiveness of providers of Supplemental Education Services (SES)
Federal	77.6	0.0	0.0%	0.0	
<u>Assessment</u>					
NCS Pearson (Harcourt)					Implement the Illinois Standards Achievement Test (ISAT) and state assessment and accountability requirements- MY07645
GRF	1,189.3	792.8	66.7%	0.0	
NCS Pearson, Inc.					IAA Test Development (MY066410)
Federal	290.3	193.5	66.7%	193.5	
Wisconsin University - WIDA Consortium					Title III Requirements for the ACCESS test (English Language Learning). Validated through comparative studies

	<u>Funded Amount</u>	<u>Expended Year to Date</u>	<u>% Spent Year to Date</u>	<u>September Expenditures</u>	<u>Description</u>
GRF	5,284.5	974.7	18.4%	974.7	
Harte-Hanks					Will provide evaluation and review of vendor services to ensure the quality and accuracy of all Illinois' assessments
Federal	228.5	0.0	0.0%	0.0	
Education Development Center					Will provide guidance and framework for reviewing assessments to determine reliability and fairness of use to measure growth for teacher evaluation. Will pull together content teams to develop Type II and Type III assessments to be available to Race to the Top districts.
Federal	533.5	133.4	25.0%	44.5	
Wesley D. Bruce					
GRF	125.5	21.0	16.7%	10.5	
American College Testing					Administration of the Prairie State Achievement Exam (PSAE)
GRF	10,875.0	0.0	0.0%	0.0	
<u>System of Support and District Intervention</u>					
Northern Illinois University					Refinement and maintenance of the IIRC and the development of a consolidated SIP/DIP/TIP and the Race to the Top Phase Three
GRF	308.8	0.0	0.0%	0.0	
Federal	159.3	0.0	0.0%	0.0	
<u>Educator Licensure</u>					
Illinois State University					Coordinate work to support of the National Board of Professional Teaching Standards to serve schools
Federal	298.0	0.0	0.0%	0.0	
5 Hearing Officers					Certification Revocation Hearing Officers
Other State	186.3	3.0	1.6%	1.8	
Westat					Will serve as the entity to conduct the PERA Research Based Study.
Federal	529.2	0.0	0.0%	0.0	
Consortium for Educational Change					Will assist school districts receiving Race to the Top Phase 3 (RTTT3) funding to establish, improve and or refine inductions and mentoring programs for beginning teachers and principals through the provision of technical assistance and networking facilitation.
Federal	549.9	0.0	0.0%	0.0	
<u>Chief Performance Officer</u>					
Champaign-Ford ROE #9					Will perform the services required to complete the LEA Support and Regional Capacity project as detailed in the Race to the Top grant.
	183.4	0.0	0.0%	0.0	
UChicago Impact, LLC					Will develop and administer a statewide Survey of Learning Conditions as required by Section 2-3.153 of the School Code (105ILCS5/2-3.153).
GRF	139.2	0.0	0.0%	0.0	
Federal	210.8	0.0	0.0%	0.0	
Peoria County ROE					Administer, plan and implement the IL Virtual School (IVS) Program
GRF	950.0	480.0	50.5%	80.0	
Federal	250.0	0.0	0.0%	0.0	

	<u>Funded Amount</u>	<u>Expended Year to Date</u>	<u>% Spent Year to Date</u>	<u>September Expenditures</u>	<u>Description</u>
IlliniCloud					Will provide professional development services to train personnel in Race to the Top participating in LEAS to implement and use the Illinois Shared Learning Environment (ISLE). Will provide technical training for teachers, district technical staff, and administrators. Will perform content tagging that will enable digital content to be searchable through ISLE applications and accessible for teachers using ISLE.
Federal	120.0	16.6	13.8%	7.9	
SAS Institute					Will upgrade ISBE SAS installation from server based SAS to web based SAS. In addition to software, training services for the installation, support and use of the SAS Business Intelligence software are included.
Federal	176.9	156.9	88.7%	156.9	
<u>Fiscal and Procurement</u>					
Crowe Horwath					Will follow the agency procedures for GAAP reports and the IOC's SAMS chapter 27 procedures to assist staff in extracting and compiling data from the Agency's Internal Accounting System for the purpose of converting accounting information from cash basis GAAP reporting
GRF	99.4	0.0	0.0%	0.0	
Multilingual Connections					Translation of documents from English to other languages
Federal	72.4	1.4	1.9%	0.0	
GRF	1.2	1.2	100.0%	0.0	
<u>Funding & Disbursements</u>					
MTW Solutions, LLC					Technical Support for e-Grants System
Federal	48.0	0.0	0.0%	0.0	
GRF	12.0	0.0	0.0%	0.0	
<u>Nutrition Programs</u>					
Department of Public Health					Conduct the summer food sanitation inspections
Federal	207.0	0.0	0.0%	0.0	
Hambrick & Associates					Will purchase air, newspaper, radio space, transportation (bus/train) and billboard advertising space and/or time for a promotional campaign to create awareness and increase participation in the Summer Food Service Program.
Federal	138.4	138.4	100.0%	0.0	
Anchor Staffing					Temporary staff using Master Contract #CMS479776A for Summer Food Program.
Federal	62.0	34.2	55.2%	10.9	
Legal Resolve, Inc.					Administrative Hearing Officer for Child Care Food Program
Federal	150.0	11.4	7.6%	5.9	
<u>School Business Services</u>					
North Chicago SD 187					Technical assistance to promote the financial health of the this district. Will provide funding toward the salary and benefits for a new financial and budget analyst position at the district.
Other State	132.5	0.0	0.0%	0.0	
East St. Louis SD 189					Will provide funding toward salary, and benefits for a new Chief Financial Officer (CFO) position at the district.
Other State	236.0	40.5	17.2%	30.3	

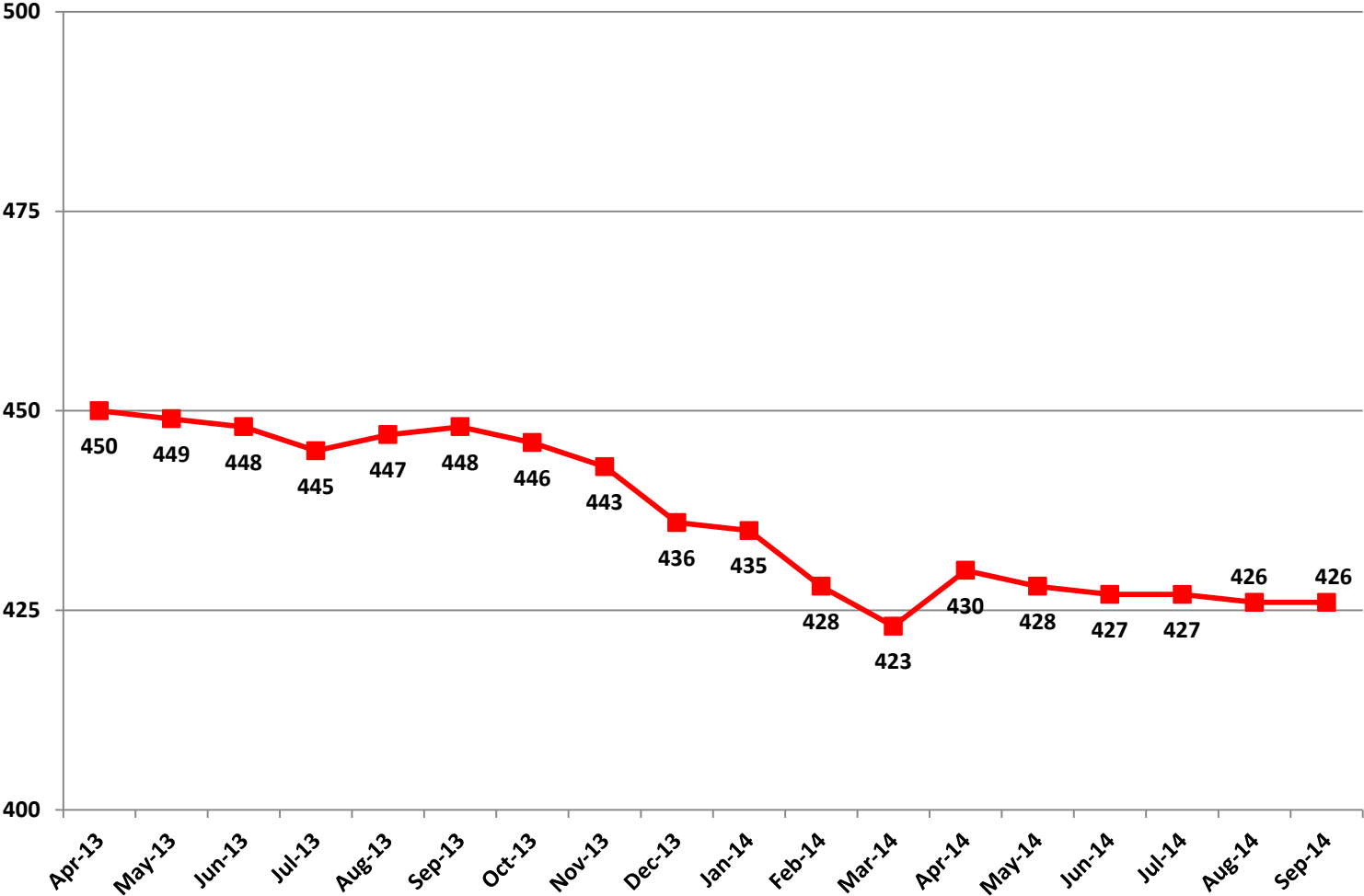
Grants Breakdown:	Funded Amount	Expended Year to Date	% Spent Year to Date	September Expenditures	Description
General State Aid	4,522,530.5	818,791.9	18.1%	406,732.8	Formula
Title I - Low Income	940,000.0	51,945.1	5.5%	51,797.4	Formula
Child Nutrition	725,000.0	49,358.6	6.8%	34,773.0	Formula - Reimbursement
IDEA	700,000.0	21,056.6	3.0%	18,960.5	Formula
Transportation Spec Ed	450,500.0	78,049.1	17.3%	78,049.1	Formula
Spec Ed Personnel	440,500.0	154,857.1	35.2%	154,857.1	Formula
Spec Ed Extraordinary	302,928.9	53,618.4	17.7%	53,618.4	Mandated Categorical-Supplemental
Early Childhood Block	295,812.4	57,972.6	19.6%	26,541.2	Block grant for Pre-K, parent training and prevention initiative
Spec Ed Private Facility Tuition	230,192.4	29,694.8	12.9%	29,694.8	Formula
Transportation Reg/Voc	205,808.9	57,472.1	27.9%	57,472.1	Formula
Title II - Teacher Quality	157,000.0	8,848.6	5.6%	8,848.6	Formula
Spec Ed Orphanage	95,000.0	37,204.9	39.2%	37,204.9	Formula
Title IV - 21st Century	74,000.0	4,167.4	5.6%	4,156.6	Competitive
Bilingual Education	61,381.2	1.5	0.0%	1.5	Mandated Categorical
Voc Ed - Federal	55,000.0	2,099.9	3.8%	1,753.8	Formula and Competitive - to improve student academic and career skills
Title III - English Language Acq	45,500.0	2,407.8	5.3%	2,407.8	Grant
Vocational Education - State	38,062.1	10,929.2	28.7%	3,142.1	Formula
Title I - Low Income - ARRA	30,000.0	1,149.0	3.8%	1,149.0	Formula - Federal Stimulus
IDEA Preschool	25,000.0	820.3	3.3%	660.3	Formula - special education, 3-5 year-olds
Driver Education	17,900.0	4,475.0	25.0%	4,475.0	Reimbursement
Race to the Top	17,305.9	6.9	0.0%	6.9	Grants to LEA's
Title II Math/Science Partnerships	14,000.0	252.3	1.8%	252.3	Formula
District Intervention Funding	13,090.0	0.0	0.0%	0.0	Grants
ROE Salaries	12,650.0	2,905.8	23.0%	968.9	Salaries for ROE's
Orphanage Tuition	12,000.0	2,066.1	17.2%	2,066.1	Reimbursement to school districts for children residing in orphanages
Truant/Dropout/Optional Education	11,500.0	3,082.0	26.8%	0.0	Competitive - at-risk students/dropout prevention
Spec Ed Summer School	10,100.0	5,494.4	54.4%	5,494.4	Formula - Special ed students enrolled in summer sessions
Longitudinal Data - ARRA	10,000.0	249.2	2.5%	204.9	Competitive - federal Stimulus
State Free Lunch and Breakfast	9,000.0	4,729.4	52.5%	4,717.5	Mandated Categorical - Reimbursement
Charter Schools - Federal	9,000.0	0.0	0.0%	0.0	Competitive
Alternative Ed/Reg Safe Schools	6,300.0	980.8	15.6%	955.5	Formula
ROE Bus Driver Training	5,020.0	1,796.3	35.8%	1,365.8	ROE Bus Driver Training
McKinney Homeless Ed	5,000.0	92.4	1.8%	77.6	Competitive grants to school districts
Congressional Earmarks	5,000.0	0.0	0.0%	0.0	Grants
School Tech. Rev. Loan	5,000.0	1,018.9	20.4%	1,018.9	Loans to schools to implement technology
IDEA Improvement Part D	4,500.0	174.1	3.9%	174.1	Reimbursement
Philip Rock Center	3,577.8	500.0	14.0%	500.0	Targeted Initiative
Reorg Incentive Feasibility Study	3,385.5	2,881.2	85.1%	2,881.2	Grants
Targeted Initiatives	3,200.0	0.0	0.0%	0.0	Grants
Advanced Placement Fee	3,000.0	250.6	8.4%	250.6	Fee reimbursement for Adv Placement Exam and Int'l Baccalaureate exam
After School Matters	2,500.0	0.0	0.0%	0.0	Grant to After School Matters
Title VI-Flex. & Acct Rural Education	2,000.0	36.1	1.8%	36.1	Grants to school districts
Agriculture Education	1,800.0	537.4	29.9%	252.6	Grants to school districts
Southwest Organizing Project	1,500.0	0.0	0.0%	0.0	Grants
Emergency Financial Assistance	1,500.0	40.5	2.7%	30.3	Formula and loans to school districts
Mat'ls for the Visually Impaired	1,421.1	500.0	35.2%	200.0	Targeted Init. - with The Chicago Lighthouse for People who are Blind or Visually Impaired
Temporary Relocation	1,400.0	0.0	0.0%	0.0	Formula grants for school emergency relocation

	<u>Funded Amount</u>	<u>Expended Year to Date</u>	<u>% Spent Year to Date</u>	<u>September Expenditures</u>	<u>Description</u>
Technology for Success -State	1,390.0	186.6	13.4%	186.6	Grants
Lowest Performing Schools	1,002.8	0.0	0.0%	0.0	Grants to lowest performing schools
Nat'l Board Certification	1,000.0	387.6	38.8%	387.6	Grants
Teach America	1,000.0	0.0	0.0%	0.0	Grant to Teach for America-Chicago
Recording - Blind and Dyslexic	816.6	656.1	80.3%	656.1	Grant to increase achievement of students with visual impairments
Early Learning Challenge	611.7	0.0	0.0%	-511.5	Grant
Advanced Placement Classes/State	500.0	84.6	16.9%	49.3	Grants
Arts & Foreign Language	500.0	0.0	0.0%	0.0	Grants
Deaf/Blind	500.0	29.1	5.8%	29.1	Grant to Philip J. Rock Center
Children's Mental Health Partner	300.0	0.0	0.0%	0.0	Grants
Tax Equivalent Grants	222.6	0.0	0.0%	0.0	Grants
After School Rescue Fund	200.0	0.0	0.0%	0.0	Grants to Schools for After School Programs
Autism Training & Tech Assist.	100.0	0.0	0.0%	0.0	Grants to the IL Autism Training & Tech Assistance Program
Charter Schools-Rev Loan Fund	20.0	0.0	0.0%	0.0	Other/Repayment of loans

ILLINOIS STATE BOARD OF EDUCATION
Comparative Statement of Expenditures to Date (September 30, 2014)
Fiscal Years 2015 and 2014

	FY15				FY14			
	Appropriation Amount	Expenditures to Date (Direct)	Federal Indirect Cost Recovery Expenditures	Percentage to Date	Appropriation Amount	Expenditures to Date (Direct)	Federal Indirect Cost Recovery Expenditures	Percentage to Date
All Funds								
Personal Services and Related Expenditures	\$ 48,689,759	\$ 7,983,519	\$ 209,389	16.83%	\$ 48,773,562	\$ 8,755,984	\$ 293,262	17.95%
Contractual Services	34,767,562	3,032,431	142,062	9.13%	32,729,982	1,876,306	204,482	5.73%
Travel	2,205,528	155,083	9,278	7.45%	2,202,664	161,420	6,344	7.33%
Commodities	481,913	14,077	613	3.05%	493,394	13,494	12,094	2.73%
Printing	562,959	-	259	0.05%	564,475	884	1,775	0.16%
Equipment	1,132,200	1,572	-	0.14%	1,136,165	2,540	3,965	0.22%
Telecommunications	909,000	63,634	-	7.00%	909,111	67,567	111	7.43%
Operation of Automotive Equipment	23,800	2,860	-	12.02%	23,800	2,831	-	11.89%
Lump Sums	127,973,899	4,933,240	-	3.85%	110,613,469	7,925,333	-	7.16%
Sub-total	216,746,620	16,186,415	361,601	7.63%	197,446,622	18,806,359	522,033	9.52%
Awards and Grants	9,672,632,839	1,474,724,410	-	15.25%	9,598,858,164	1,479,311,884	-	15.41%
Construction Grants	45,356,631	-	-	0.00%	67,285,147	8,267,504	-	0.00%
Total All Funds	\$ 9,934,736,090	\$ 1,490,910,825	\$ 361,601	15.01%	\$ 9,863,589,933	\$ 1,506,385,747	\$ 522,033	15.27%
General Revenue Fund								
Personal Services and Related Expenditures	\$ 16,272,670	\$ 4,123,316	\$ -	25.34%	\$ 16,272,600	\$ 3,951,501	\$ -	24.28%
Contractual Services	6,000,000	1,145,867	-	19.10%	6,000,000	845,722	-	14.10%
Travel	166,250	18,596	-	11.19%	166,320	45,306	-	27.24%
Commodities	71,300	286	-	0.40%	71,300	2,454	-	3.44%
Printing	64,700	-	-	0.00%	64,700	704	-	1.09%
Equipment	132,200	1,572	-	1.19%	132,200	1,309	-	0.99%
Telecommunications	450,000	63,634	-	14.14%	450,000	67,567	-	15.01%
Operation of Automotive Equipment	23,800	2,860	-	12.02%	23,800	2,831	-	11.89%
Lump Sums	45,376,300	1,902,392	-	4.19%	28,176,302	5,501,338	-	19.52%
Sub-total	68,557,220	7,258,523	-	10.59%	51,357,222	10,418,732	-	20.29%
Awards and Grants	2,214,182,309	502,513,920	-	22.70%	2,193,424,904	504,042,905	-	22.98%
Total General Revenue Fund	\$ 2,282,739,529	\$ 509,772,442	\$ -	22.33%	\$ 2,244,782,126	\$ 514,461,637	\$ -	22.92%
Other State Funds								
Lump Sums	\$ 24,178,900	\$ 1,364,184	\$ -	5.64%	\$ 24,178,900	\$ 1,349,445	\$ -	5.58%
Sub-total	24,178,900	1,364,184	-	5.64%	24,178,900	1,349,445	-	5.58%
Awards and Grants	4,605,950,530	828,958,265	-	18.00%	4,519,933,260	811,278,048	-	17.95%
Construction Grants	45,356,631	-	-	0.00%	67,285,147	8,267,504	-	0.00%
Total Other State Funds	\$ 4,675,486,061	\$ 830,322,448	\$ -	17.76%	\$ 4,611,397,307	\$ 820,894,997	\$ -	17.80%
Federal Funds								
Personal Services and Related Expenditures	\$ 32,207,700	\$ 3,860,203	\$ -	11.99%	\$ 32,207,700	\$ 4,804,483	\$ -	14.92%
Contractual Services	28,625,500	1,886,565	-	6.59%	26,525,500	1,030,584	-	3.89%
Travel	2,030,000	136,486	-	6.72%	2,030,000	116,114	-	5.72%
Commodities	410,000	13,791	-	3.36%	410,000	11,040	-	2.69%
Printing	498,000	-	-	0.00%	498,000	180	-	0.04%
Equipment	1,000,000	-	-	0.00%	1,000,000	1,231	-	0.12%
Telecommunications	459,000	-	-	0.00%	459,000	-	-	0.00%
Lump Sums	58,780,300	2,028,265	-	3.45%	58,780,300	1,596,583	-	2.72%
Sub-total	124,010,500	7,925,310	-	6.39%	121,910,500	7,560,215	-	6.20%
Awards and Grants	2,852,500,000	143,252,225	-	5.02%	2,885,500,000	163,990,931	-	5.68%
Total Federal Funds	\$ 2,976,510,500	\$ 151,177,535	\$ -	5.08%	\$ 3,007,410,500	\$ 171,551,146	\$ -	5.70%

**ILLINOIS STATE BOARD OF EDUCATION
18-MONTH HEADCOUNT HISTORY
(AS OF SEPTEMBER 2014)**

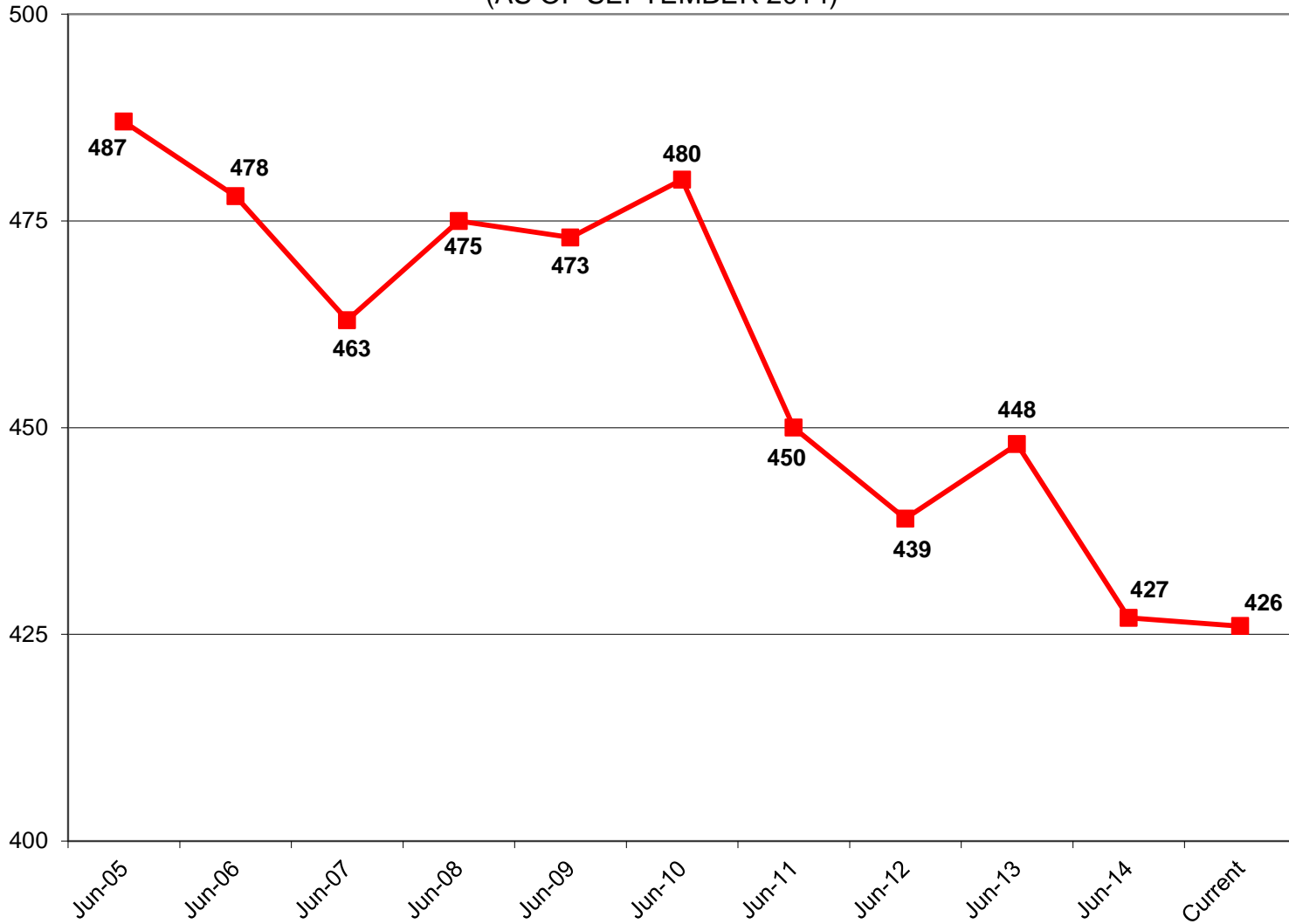


**ILLINOIS STATE BOARD OF EDUCATION
AGENCY STAFF DETAIL AS OF SEPTEMBER 2014**

	Mgmt.	Prof.	Support	GRF	Non-GRF	Total
STATE SUPERINTENDENT						
State Superintendent's Office	<u>1</u>	<u>2</u>	<u>0</u>	<u>3</u>	<u>0</u>	<u>3</u>
Sub-Total	1	2	0	3	0	3
GENERAL COUNSEL						
Legal	4	15	2	19	2	21
Governmental Relations	<u>0</u>	<u>2</u>	<u>0</u>	<u>2</u>	<u>0</u>	<u>2</u>
Sub-Total	4	17	2	21	2	23
DEPUTY SUPERINTENDENT/ DIRECTOR OF PUBLIC INFORMATION						
Center Administration	1	0	1	2	0	2
Board Services	0	1	1	2	0	2
Public Information	<u>1</u>	<u>6</u>	<u>1</u>	<u>7</u>	<u>1</u>	<u>8</u>
Sub-Total	2	7	3	11	1	12
INTERNAL AUDIT						
Center Administration	1	4	1	6	0	6
Federal and State Monitoring	<u>2</u>	<u>14</u>	<u>1</u>	<u>15</u>	<u>2</u>	<u>17</u>
Sub-Total	3	18	2	21	2	23
DEPUTY SUPERINTENDENT/ CHIEF EDUCATION OFFICER						
Center Administration	<u>4</u>	<u>0</u>	<u>2</u>	<u>6</u>	<u>0</u>	<u>6</u>
Sub-Total	4	0	2	6	0	6
INNOVATION AND IMPROVEMENT						
Center Administration	1	0	2	2	1	3
College and Career Readiness	1	11	2	8	6	14
Title Grant Administration	1	12	3	1	15	16
System of Support & District Intervention	<u>1</u>	<u>5</u>	<u>0</u>	<u>0</u>	<u>6</u>	<u>6</u>
Sub-Total	4	28	7	11	28	39
SPECIALIZED INSTRUCTION, NUTRITION & WELLNESS						
Center Administration	1	0	1	0	2	2
Special Education Services	3	41	7	2	49	51
Nutrition and Wellness Programs	<u>1</u>	<u>31</u>	<u>3</u>	<u>0</u>	<u>35</u>	<u>35</u>
Sub-Total	5	72	11	2	86	88
LANGUAGE & EARLY CHILDHOOD DEVELOPMENT						
Center Administration	1	0	1	2	0	2
Early Childhood	1	9	2	9	3	12
English Language Learning	<u>1</u>	<u>7</u>	<u>1</u>	<u>7</u>	<u>2</u>	<u>9</u>
Sub-Total	3	16	4	18	5	23
DIRECTOR OF ASSESSMENTS						
Assessment	<u>2</u>	<u>10</u>	<u>1</u>	<u>11</u>	<u>2</u>	<u>13</u>
Sub-Total	2	10	1	11	2	13
EDUCATOR EFFECTIVENESS						
Center Administration	1	0	1	2	0	2
Educator Licensure	<u>3</u>	<u>13</u>	<u>6</u>	<u>4</u>	<u>18</u>	<u>22</u>
Sub-Total	4	13	7	6	18	24

	Mgmt.	Prof.	Support	GRF	Non-GRF	Total
CHIEF OPERATING OFFICER						
Center Administration	1	0	1	2	0	2
Human Resources	2	6	6	14	0	14
Facility Management	1	3	11	15	0	15
Information Technology	<u>5</u>	<u>49</u>	<u>3</u>	<u>46</u>	<u>11</u>	<u>57</u>
Sub-Total	9	58	21	77	11	88
CHIEF PERFORMANCE OFFICER						
Center Administration	2	4	2	6	2	8
Data Analysis and Accountability	<u>2</u>	<u>8</u>	<u>1</u>	<u>9</u>	<u>2</u>	<u>11</u>
Sub-Total	4	12	3	15	4	19
CHIEF FINANCIAL OFFICER						
Center Administration	1	2	1	4	0	4
Budget & Financial Management	1	3	0	4	0	4
Fiscal & Procurement Services	1	11	4	14	2	16
Funding and Disbursements	2	17	6	14	11	25
School Business Services	<u>2</u>	<u>12</u>	<u>2</u>	<u>15</u>	<u>1</u>	<u>16</u>
Sub-Total	7	45	13	51	14	65
GRAND TOTAL, ALL CENTERS	52	298	76	253	173	426
	12%	70%	18%	59%	41%	100%

**ILLINOIS STATE BOARD OF EDUCATION
10-yr HEADCOUNT HISTORY
(AS OF SEPTEMBER 2014)**



**Illinois State Board of Education
Contract Awards
September 1, 2014 through September 30, 2014**

Vendor	Illinois Procurement Bulletin Award Notice Date
Berjaya, Inc	9/18/2014
Capitol Strategies Consulting	9/18/2014
Illinois State University	n/a
Sangamon County ROE #51	n/a
Southern Illinois University Carbondale	n/a

Type of Award	Term	Contract Term Amount
Contract Award Notice	upon execution- 6/30/15	\$ 330,672.00
Contract Award Notice	upon execution- 6/30/15	\$ 330,672.00
New Intergovernmental Agreement	9/9/14-12/22/15	\$ 25,635.00
New Intergovernmental Agreement	9/15/14-12/31/16	\$ 557,500.00
New Intergovernmental Agreement	9/19/14-12/22/15	\$ 25,635.00

Description

Berjaya, Inc was one of the two programmer analysts for the Web-based Illinois Nutrition System Development/Maintenance and Support RFSP.

Capitol Strategies Consulting was one of the two programmer analysts for the Web-based Illinois Nutrition System Development/Maintenance and Support RFSP.

Will work with clinical placement sites and faculty to integrate the New Illinois Learning Standards into coursework and field experiences. Will complete quarterly reports tracking progress, surveys at the commencement and conclusion of each semester. Will also submit materials for blind peer reviews of revised course syllabi and ancillary materials.

This IGA will accomplish the State's plan for Race to the Top, Early Learning Challenge. The positions are a Kindergarten Individual Development Survey (KIDS) Implementation Consultant and a KIDS Professional Development Consultant.

Will work with clinical placement sites and faculty to integrate the New Illinois Learning Standards into coursework and field experiences. Will complete quarterly reports tracking progress, surveys at the commencement and conclusion of each semester. Will also submit materials for blind peer reviews of revised course syllabi and ancillary materials.

ILLINOIS STATE BOARD OF EDUCATION
FUNDING AND DISBURSEMENT SERVICES DIVISION
100 NORTH FIRST STREET, SPRINGFIELD, IL 62777

Approved Grants Less Than 1 Million

Thru Date:(09/01/2014-09/30/2014)

Program: 2014 - 4300, Title I - Low Income

<u>RCDT</u>	<u>District Name</u>	<u>City</u>	<u>Budget Amt</u>	<u>Approval Date</u>
07-016-2270-17(00)	RICH TWP HSD 227	MATTESON	\$748,310	09/18/2014
			\$748,310	

**ILLINOIS STATE BOARD OF EDUCATION
FUNDING AND DISBURSEMENT SERVICES DIVISION
100 NORTH FIRST STREET, SPRINGFIELD, IL 62777**

Approved Grants Less Than 1 Million

Thru Date:(09/01/2014-09/30/2014)

Program: 2015 - 3220, Career & Technical Ed Improvement (CTEI)

<u>RCDT</u>	<u>District Name</u>	<u>City</u>	<u>Budget Amt</u>	<u>Approval Date</u>
01-001-1720-46(00)	WEST CENTRAL REGION - EFE 24	QUINCY	\$431,551	09/15/2014
06-016-2010-46(00)	MORTON REG DELIVERY SYST-EFE	CICERO	\$218,126	09/03/2014
35-050-7200-45(00)	STARVED ROCK FOR VOC TECHNIC	PERU	\$644,065	09/22/2014
50-082-7460-45(00)	ST CLAIR CTY-BAC REG VOC SYS	BELLEVILLE	\$530,447	09/04/2014
55-098-0050-46(00)	WHITESIDE-EFE 230	STERLING	\$659,268	09/22/2014
			\$2,483,457	

Program: 2015 - 3225, Career & Technical Ed. - W.E.C.E.P.

<u>RCDT</u>	<u>District Name</u>	<u>City</u>	<u>Budget Amt</u>	<u>Approval Date</u>
15-016-2990-25(00)	CITY OF CHICAGO SD 299	CHICAGO	\$975,000	09/08/2014
20-097-0050-26(00)	CARMI-WHITE COUNTY CUSD 5	CARMI	\$98,308	09/08/2014
33-048-2050-26(00)	GALESBURG CUSD 205	GALESBURG	\$75,003	09/16/2014
50-082-1890-22(00)	BOARD OF EDUCATION SD 189	EAST ST LOUIS	\$179,874	09/15/2014
			\$1,328,185	

Program: 2015 - 3235, Agriculture Education

<u>RCDT</u>	<u>District Name</u>	<u>City</u>	<u>Budget Amt</u>	<u>Approval Date</u>
01-001-0010-26(20)	COMMUNITY UNIT SCH DIST NO 1	PAYSON	\$2,070	09/11/2014
02-061-0010-26(20)	MASSAC COUNTY UNIT SCHOOL DIST 1	METROPOLIS	\$1,586	09/08/2014
08-089-2020-26(20)	LENA WINSLOW CUSD 202	LENA	\$2,070	09/09/2014
09-010-0070-26(20)	COMMUNITY UNIT SCH DIST 7	TOLONO	\$2,017	09/09/2014
10-011-0030-26(20)	COUNTY OF CHRISTIAN TAYLORVILLE	TAYLORVILLE	\$2,743	09/09/2014
10-068-0220-26(20)	NOKOMIS CUSD 22	NOKOMIS	\$2,044	09/23/2014
11-018-0770-26(20)	CUMBERLAND CUSD 77	TOLEDO	\$2,151	09/09/2014
11-021-3010-26(20)	TUSCOLA CUSD 301	TUSCOLA	\$1,828	09/04/2014
11-087-003A-26(20)	COWDEN-HERRICK CUSD 3A	COWDEN	\$2,017	09/11/2014
11-087-0040-26(20)	SHELBYVILLE CUSD 4	SHELBYVILLE	\$2,339	09/04/2014
11-087-005A-26(20)	STEWARDSON-STRASBURG CUD 5A	STRASBURG	\$1,963	09/09/2014
13-014-0710-16(20)	CENTRAL COMM HIGH SCHL DIST 71	BREESE	\$2,044	09/23/2014
13-058-5010-26(20)	SANDOVAL CUSD 501	SANDOVAL	\$2,151	09/29/2014
17-020-0180-26(20)	BLUE RIDGE CUSD 18	FARMER CITY	\$1,613	09/23/2014
17-053-0900-17(20)	PONTIAC TWP HSD 90	PONTIAC	\$2,689	09/11/2014
17-064-5450-51(00)	ILLINOIS STATE UNIVERSITY	NORMAL	\$2,440	09/04/2014
20-096-2000-26(20)	NORTH WAYNE CUSD 200	CISNE	\$2,447	09/23/2014
20-097-0030-26(20)	NORRIS CITY-OMAHA-ENFIELD CU 3	NORRIS CITY	\$1,398	09/09/2014
27-066-4040-26(20)	MERCER COUNTY SD 404	ALEDO	\$2,501	09/22/2014
28-006-3400-26(20)	BUREAU VALLEY CUSD 340	MANILUS	\$2,124	09/09/2014
28-037-2230-26(20)	ORION CUSD 223	ORION	\$2,716	09/08/2014
28-088-1000-26(20)	STARK COUNTY CUSD 100	WYOMING	\$2,070	09/08/2014
32-038-0060-26(20)	CISSNA PARK CUSD 6	CISSNA PARK	\$2,689	09/09/2014
32-038-0100-26(20)	IROQUOIS WEST CUSD 10	GILMAN	\$2,178	09/11/2014
32-046-0050-26(20)	COUNTY OF KANKAKEE 5 MANTENO	MANTENO	\$1,667	09/08/2014
33-048-2020-26(20)	KNOXVILLE CUSD 202	KNOXVILLE	\$1,990	09/23/2014
33-048-2760-26(20)	ABINGDON-AVON CUSD 276	ABINGDON	\$1,802	09/08/2014
35-050-0020-26(20)	COMMUNITY UNIT SCHOOL NO 2	SERENA	\$2,312	09/09/2014
38-065-2020-26(20)	PORTA CUSD 202	PETERSBURG	\$2,124	09/11/2014
38-065-2130-26(20)	ATHENS CUSD 213	ATHENS	\$2,366	09/08/2014

**ILLINOIS STATE BOARD OF EDUCATION
FUNDING AND DISBURSEMENT SERVICES DIVISION
100 NORTH FIRST STREET, SPRINGFIELD, IL 62777**

Approved Grants Less Than 1 Million

Thru Date:(09/01/2014-09/30/2014)

40-031-0100-26(20)	GREENFIELD CUSD 10	GREENFIELD	\$1,398	09/11/2014
40-056-0010-26(20)	COUNTY OF MACOUPIN CUSD 1	CARLINVILLE	\$1,963	09/09/2014
43-078-5350-26(20)	PUTNAM COUNTY CU SCHOOL DIST 535	GRANVILLE	\$2,501	09/22/2014
43-102-0110-26(20)	EL PASO-GRIDLEY CUSD 11	EL PASO	\$1,936	09/08/2014
43-102-1220-17(20)	COUNTY OF WOODFORD SCHOOL	METAMORA	\$1,694	09/08/2014
47-052-2710-26(20)	COMM UNIT SCHOOL DISTRICT 271	PAW PAW	\$484	09/09/2014
51-084-7900-40(20)	CAPITAL AREA CAREER CENTER	SPRINGFIELD	\$484	09/08/2014
			\$74,609	

Program: 2015 - 3270, Career & Technical Ed - Student Organization

<u>RCDT</u>	<u>District Name</u>	<u>City</u>	<u>Budget Amt</u>	<u>Approval Date</u>
64-108-5550-51(00)	ILLINOIS ASSO OF SKILLS USA	MOKENA	\$16,396	09/02/2014
			\$16,396	

Program: 2015 - 3305, Bilingual Ed. - T.P.I. & T.B.E.

<u>RCDT</u>	<u>District Name</u>	<u>City</u>	<u>Budget Amt</u>	<u>Approval Date</u>
02-044-0550-02(00)	VIENNA PUBLIC SCHOOL DIST 55	VIENNA	\$3,951	09/26/2014
05-016-0260-02(00)	RIVER TRAILS SD 26	MOUNT PROSPE	\$101,692	09/16/2014
05-016-0270-02(00)	NORTHBROOK ESD 27	NORTHBROOK	\$9,111	09/08/2014
05-016-0310-02(00)	WEST NORTHFIELD SD 31	NORTHBROOK	\$63,787	09/16/2014
05-016-0390-02(00)	WILMETTE SD 39	WILMETTE	\$24,299	09/16/2014
05-016-0570-02(00)	MOUNT PROSPECT PULIC SCHL	MOUNT PROSPE	\$48,586	09/26/2014
05-016-0650-04(00)	EVANSTON C C SCHOOL DIST 65	EVANSTON	\$380,683	09/26/2014
05-016-0730-02(00)	EAST PRAIRIE SD 73	SKOKIE	\$53,736	09/24/2014
05-016-2030-17(00)	NEW TRIER TWP HSD 203	NORTHFIELD	\$8,484	09/17/2014
06-016-0790-02(00)	PENNOYER SD 79	NORRIDGE	\$9,411	09/23/2014
06-016-0845-02(00)	RHODES SD 84-5	RIVER GROVE	\$113,564	09/03/2014
06-016-0870-02(00)	BERKELEY SD 87	BERKELEY	\$487,725	09/19/2014
06-016-0880-02(00)	BELLWOOD SD 88	BELLWOOD	\$316,335	09/25/2014
06-016-0890-02(00)	COOK CO BD OF ED 89	MELROSE PARK	\$643,925	09/09/2014
06-016-1020-02(00)	COOK CO SCHOOL DIST 102	LA GRANGE PAR	\$54,365	09/08/2014
06-016-2340-16(00)	SCHOOL DIST 234 RIDGEWOOD HIGH	NORRIDGE	\$19,798	09/24/2014
07-016-1040-02(00)	COUNTY OF COOK SCHOOL DIST 104	SUMMIT	\$322,359	09/18/2014
07-016-1275-02(00)	CHICAGO RIDGE SD 1275	CHICAGO RIDGE	\$156,052	09/03/2014
07-016-1460-04(00)	COMMUNITY CONS SCH DIST 146	TINLEY PARK	\$116,878	09/18/2014
07-016-1560-02(00)	COOK COUNTY SD 156	CALUMET CITY	\$78,946	09/03/2014
07-016-1590-02(00)	ELEM SD 159 - MATTESON	MATTESON	\$38,566	09/24/2014
07-016-2170-16(00)	ARGO CHSD 217	SUMMIT	\$33,065	09/22/2014
09-010-1370-02(00)	RANTOUL CITY SD 137	RANTOUL	\$110,806	09/19/2014
19-022-0040-02(00)	COUNTY OF DUPAGE SCHOOL DIST 4	ADDISON	\$584,845	09/26/2014
19-022-0130-02(00)	BLOOMINGDALE SD 13	BLOOMINGDALE	\$7,595	09/16/2014
19-022-0150-02(00)	MARQUARDT SD 15	GLENDALE HTS	\$256,346	09/09/2014
19-022-0410-02(00)	BOARD OF EDUCATION DISTRICT 41	GLEN ELLYN	\$215,332	09/16/2014
19-022-0890-04(00)	COMMUNITY CONS SCH DIST 89	GLEN ELLYN	\$62,262	09/22/2014
19-022-0940-16(00)	COMMUNITY HIGH SCHOOL DIST 94	WEST CHICAGO	\$95,534	09/05/2014
19-022-1000-16(00)	FENTON CHSD 100	BENSENVILLE	\$40,217	09/16/2014
19-022-1810-04(00)	COMM CONS SCH DIST 181	BURR RIDGE	\$14,280	09/19/2014
19-022-2000-26(00)	COMMUNITY UNIT SCHOOL DIST 200	WHEATON	\$501,672	09/09/2014
19-022-2040-26(00)	INDIAN PRAIRIE 204	NAPERVILLE	\$721,399	09/19/2014
24-032-060C-04(00)	SCH DIST 60C	MORRIS	\$11,238	09/24/2014

**ILLINOIS STATE BOARD OF EDUCATION
FUNDING AND DISBURSEMENT SERVICES DIVISION
100 NORTH FIRST STREET, SPRINGFIELD, IL 62777**

Approved Grants Less Than 1 Million

Thru Date: (09/01/2014-09/30/2014)

24-047-0880-26(00)	PLANO CUSD 88	PLANO	\$196,018	09/26/2014
30-039-1860-26(00)	COUNTY OF JACKSON	MURPHYSBORO	\$8,500	09/24/2014
31-045-1010-22(00)	BATAVIA USD 101	BATAVIA	\$81,767	09/08/2014
32-046-1110-25(00)	KANKAKEE SD 111	KANKAKEE	\$274,142	09/09/2014
35-050-2890-04(00)	MENDOTA COMMUNITY CONS SD 289	MENDOTA	\$80,452	09/19/2014
41-057-0070-26(00)	EDWARDSVILLE SD 7	EDWARDSVILLE	\$13,313	09/29/2014
41-057-0090-26(00)	GRANITE CITY CUSD 9	GRANITE CITY	\$45,170	09/24/2014
41-057-0100-26(00)	COLLINSVILLE CUSD 10	COLLINSVILLE	\$185,291	09/19/2014
44-063-0030-03(00)	FOX RIVER GROVE CSD 3	FOX RIVER GROV	\$13,057	09/26/2014
44-063-0190-24(00)	ALDEN HEBRON SD 19	HEBRON	\$10,581	09/03/2014
44-063-0360-02(00)	HARRISON SD 36	WONDER LAKE	\$6,985	09/29/2014
46-009-0150-26(00)	BEARDSTOWN CUSD 15	BEARDSTOWN	\$245,477	09/19/2014
47-071-2120-17(00)	ROCHELLE TWP HSD 212	ROCHELLE	\$6,079	09/19/2014
47-071-2200-26(00)	OREGON CUSD 220	OREGON	\$7,033	09/17/2014
47-071-2310-04(00)	ROCHELLE CCD 231	ROCHELLE	\$147,537	09/19/2014
48-072-1500-25(00)	BOARD OF EDUCATION CITY OF	PEORIA	\$269,201	09/19/2014
50-082-0190-26(00)	MASCOUTAH CUD 19	MASCOUTAH	\$760	09/26/2014
51-084-1860-25(00)	SPRINGFIELD SD 186	SPRINGFIELD	\$38,396	09/09/2014
56-099-0890-02(00)	FAIRMONT SD 89	LOCKPORT	\$11,235	09/24/2014
56-099-1590-02(00)	MOKENA SD 159	MOKENA	\$12,151	09/18/2014
56-099-2040-17(00)	JOLIET TWP HSD 204	JOLIET	\$91,764	09/19/2014
			\$7,451,753	

Program: 2015 - 3695, Truants Alternative/Optional Ed.

<u>RCDT</u>	<u>District Name</u>	<u>City</u>	<u>Budget Amt</u>	<u>Approval Date</u>
03-000-0000-00(13)	REGIONAL OFFICE OF EDUCATION03	VANDALIA	\$89,568	09/05/2014
08-000-0000-00(15)	REGIONAL OFFICE OF EDUCATION08	FREEMONT	\$127,840	09/12/2014
11-000-0000-00(15)	REGIONAL OFFICE OF EDUCATION11	CHARLESTON	\$116,452	09/12/2014
11-015-5170-51(15)	LAKE LAND COLL DIST 517	MATTOON	\$95,794	09/17/2014
20-000-0000-00(15)	REGIONAL OFFICE OF EDUCATION20	HARRISBURG	\$236,320	09/26/2014
22-000-0000-00(15)	REGIONAL OFFICE OF EDUCATION22	LEWISTOWN	\$37,101	09/17/2014
24-000-0000-00(14)	REGIONAL OFFICE OF EDUCATION24	MORRIS	\$133,681	09/08/2014
28-000-0000-00(14)	REGIONAL OFFICE OF EDUCATION28	ATKINSON	\$79,870	09/26/2014
30-000-0000-00(15)	REGIONAL OFFICE OF EDUCATION30	MURPHYSBORO	\$188,580	09/25/2014
32-000-0000-00(13)	REGIONAL OFFICE OF EDUCATION32	KANKAKEE	\$193,846	09/19/2014
38-000-0000-00(13)	REGIONAL OFFICE OF EDUCATION38	LINCOLN	\$55,449	09/19/2014
38-065-2020-26(13)	PORTA CUSD 202	PETERSBURG	\$60,860	09/12/2014
41-000-0000-00(15)	REGIONAL OFFICE OF EDUCATION41	EDWARDSVILLE	\$43,594	09/19/2014
48-000-0000-00(15)	REGIONAL OFFICE OF EDUCATION48	PEORIA	\$200,733	09/29/2014
50-000-0000-00(14)	REGIONAL OFFICE OF EDUCATION50	BELLEVILLE	\$75,000	09/16/2014
53-000-0000-00(15)	REGIONAL OFFICE OF EDUCATION53	PEKIN	\$105,207	09/22/2014
			\$1,839,895	

Program: 2015 - 3696, Regional Safe Schools

<u>RCDT</u>	<u>District Name</u>	<u>City</u>	<u>Budget Amt</u>	<u>Approval Date</u>
03-000-0000-00(00)	REGIONAL OFFICE OF EDUCATION03	VANDALIA	\$55,646	09/22/2014
06-000-0000-00(00)	INTERMEDIATE SERVICE CENTER 2	HILLSIDE	\$251,008	09/26/2014
45-000-0000-00(00)	REGIONAL OFFICE OF EDUCATION45	WATERLOO	\$52,675	09/17/2014
			\$359,329	

**ILLINOIS STATE BOARD OF EDUCATION
FUNDING AND DISBURSEMENT SERVICES DIVISION
100 NORTH FIRST STREET, SPRINGFIELD, IL 62777**

Approved Grants Less Than 1 Million

Thru Date:(09/01/2014-09/30/2014)

Program: 2015 - 3705, Early Childhood - Block Grant

<u>RCDT</u>	<u>District Name</u>	<u>City</u>	<u>Budget Amt</u>	<u>Approval Date</u>
01-001-0010-26(00)	COMMUNITY UNIT SCH DIST NO 1	PAYSON	\$110,352	09/17/2014
01-075-0100-26(00)	PIKELAND CUSD 10	PITTSFIELD	\$235,473	09/05/2014
02-091-0430-04(00)	COUNTY OF UNION SCH DIST NO 43	JONESBORO	\$109,745	09/02/2014
05-016-0650-04(00)	EVANSTON C C SCHOOL DIST 65	EVANSTON	\$639,600	09/03/2014
06-016-0920-02(00)	LINDOP SD 92	BROADVIEW	\$105,357	09/16/2014
06-016-1050-02(00)	LA GRANGE SD 105	LAGRANGE	\$110,352	09/29/2014
06-016-2010-17(01)	COOK COUNTY HSD 201	CICERO	\$86,227	09/02/2014
06-016-228P-00(01)	CHILDRENS CTR CICERO-BER	CICERO	\$480,623	09/05/2014
07-016-1450-02(00)	ARBOR PARK SD 145	OAK FOREST	\$223,923	09/03/2014
07-016-1470-02(01)	W HARVEY-DIXMOOR PUB SD 147	HARVEY	\$189,823	09/24/2014
07-016-1590-02(00)	ELEM SD 159 - MATTESON	MATTESON	\$331,052	09/09/2014
07-016-1620-02(00)	MATTESON SCHOOL DISTRICT 162	RICHTON PARK	\$331,056	09/08/2014
07-016-1940-02(00)	STEGER SD194	STEGER	\$91,960	09/15/2014
07-016-8020-60(01)	SPEC EDUC COOP S COOK CO SP	CHICAGO HEIGH	\$103,915	09/29/2014
09-010-043P-00(00)	CHAMPAIGN COUNTY OF	URBANA	\$604,210	09/23/2014
10-068-0030-26(00)	HILLSBORO CUSD 3	HILLSBORO	\$624,652	09/15/2014
10-068-0120-26(00)	LITCHFIELD CUD 12	LITCHFIELD	\$331,056	09/03/2014
11-023-0950-25(01)	SCHOOL DISTRICT NO 95	PARIS	\$52,121	09/02/2014
12-017-0040-26(00)	OBLONG CUSD 4	OBLONG	\$55,176	09/10/2014
12-080-0010-26(00)	EAST RICHLAND CUSD 1	OLNEY	\$404,746	09/08/2014
12-080-007p-00(00)	CHILD DEVELOPMENT PARTNERS LLC	OLNEY	\$115,870	09/03/2014
13-014-0120-04(00)	BREESE ELEMENTARY DIST 12	BREESE	\$107,593	09/08/2014
13-058-5010-26(00)	SANDOVAL CUSD 501	SANDOVAL	\$96,601	09/08/2014
15-016-022P-00(00)	CHILDRENS HOME AND AID SOCI	CHICAGO	\$437,641	09/08/2014
15-016-375P-00(01)	CHILDSERV	CHICAGO	\$461,247	09/25/2014
15-016-562P-00(01)	HENRY BOOTH HOUSE	CHICAGO	\$163,211	09/03/2014
17-053-0740-27(00)	FLANAGAN-CORNELL UNIT DIST 74	FLANAGAN	\$165,528	09/15/2014
17-053-4290-04(00)	PONTIAC CCSD 429	PONTIAC	\$220,704	09/08/2014
17-064-0190-26(00)	RIDGEVIEW CUSD 19	COLFAX	\$125,433	09/02/2014
19-022-0580-02(00)	DOWNERS GROVE GSD 58	DOWNERS GRO	\$110,352	09/11/2014
19-022-064P-00(00)	CABOOSE CLUB INC	WESTMONT	\$102,567	09/22/2014
19-022-0680-02(01)	WOODRIDGE SD 68	WOODRIDGE	\$137,940	09/29/2014
19-022-1800-04(00)	COMM CONS SCH DIST 180	BURR RIDGE	\$110,352	09/03/2014
20-093-3480-26(00)	WABASH CUSD 348	MOUNT CARMEL	\$220,704	09/02/2014
20-097-0030-26(00)	NORRIS CITY-OMAHA-ENFIELD CU 3	NORRIS CITY	\$114,834	09/08/2014
22-085-0050-26(00)	SCHUYLER-INDUSTRY CUSD 5	RUSHVILLE	\$269,479	09/08/2014
25-041-5210-51(00)	REND LAKE COLL DIST 521	INA	\$70,491	09/26/2014
30-039-1650-16(01)	CARBONDALE CHSD 165	CARBONDALE	\$129,664	09/05/2014
31-045-064P-00(00)	CAMBRIDGE LAKES PRESCHOOL	PINGREE GROVE	\$110,352	09/29/2014
32-046-0050-26(00)	COUNTY OF KANKAKEE 5 MANTENO	MANTENO	\$220,704	09/09/2014
32-046-2590-04(01)	PEMBROKE CCSD 259	HOPKINS PARK	\$162,769	09/02/2014
34-049-034P-00(00)	HIGHLAND PK COM NUR SCH & DC	HIGHLAND PARK	\$110,352	09/18/2014
34-049-0730-04(00)	HAWTHORN CCSD 73	VERNON HILLS	\$331,056	09/26/2014
34-049-1870-26(00)	NORTH CHICAGO SD 187	NORTH CHICAG	\$551,760	09/18/2014
34-049-2200-26(00)	COMMUNITY UNIT SCH DIST 220	BARRINGTON	\$241,883	09/18/2014
35-050-1220-02(00)	LASALLE ESD 122	LA SALLE	\$303,468	09/17/2014
35-050-1250-02(00)	OGLESBY ESD 125	OGLESBY	\$470,506	09/15/2014

**ILLINOIS STATE BOARD OF EDUCATION
FUNDING AND DISBURSEMENT SERVICES DIVISION
100 NORTH FIRST STREET, SPRINGFIELD, IL 62777**

Approved Grants Less Than 1 Million

Thru Date:(09/01/2014-09/30/2014)

38-060-1890-26(00)	ILLINI CENTRAL SCHOOL DIST 189	MASON CITY	\$221,614	09/26/2014
39-055-0610-AA(00)	ROBERTSON CHARTER SCHOOL	DECATUR	\$110,352	09/29/2014
39-074-0050-26(00)	BEMENT CUSD 5	BEMENT	\$73,200	09/02/2014
40-056-0020-26(01)	NORTHWESTERN CUSD 2	PALMYRA	\$36,968	09/10/2014
40-056-0080-26(00)	BUNKER HILL CUSD 8	BUNKER HILL	\$92,252	09/03/2014
41-057-0010-26(00)	ROXANA CUSD 1	ROXANA	\$275,880	09/10/2014
41-057-0020-26(00)	TRIAD CUSD 2	TROY	\$220,704	09/10/2014
41-057-064P-00(00)	EARLY EXPLORATIONS INC	EDWARDSVILLE	\$110,352	09/17/2014
41-057-064P-00(01)	EARLY EXPLORATIONS INC	EDWARDSVILLE	\$123,704	09/24/2014
44-063-1580-22(00)	HUNTLEY SCHOOL DISTRICT NO 158	ALGONQUIN	\$226,994	09/17/2014
44-063-1650-03(00)	MARENGO-UNION ECSD 165	MARENGO	\$165,528	09/02/2014
44-063-2000-26(00)	COMMUNITY UNIT SCHOOL DIST 200	WOODSTOCK	\$993,167	09/11/2014
46-069-1170-22(00)	JACKSONVILLE SD 117	JACKSONVILLE	\$842,456	09/10/2014
48-000-0000-00(00)	REGIONAL OFFICE OF EDUCATION48	PEORIA	\$165,804	09/18/2014
48-072-012P-00(01)	CRITTENTON CENTERS	PEORIA	\$106,681	09/10/2014
48-072-030P-00(01)	PEORIA CITIZENS CFEO INC	PEORIA	\$152,826	09/16/2014
49-081-0400-22(00)	MOLINE USD 40	MOLINE	\$838,140	09/08/2014
50-082-0090-26(00)	LEBANON CUSD 9	LEBANON	\$46,900	09/16/2014
50-082-0190-26(00)	MASCOUTAH CUD 19	MASCOUTAH	\$203,403	09/18/2014
50-082-022P-00(00)	LESSIE BATES DAVIS	EAST ST LOUIS	\$110,352	09/25/2014
50-082-025P-00(00)	TODDLE TOWN DAY CARE CENTER	BELLEVILLE	\$110,352	09/03/2014
50-082-0850-02(00)	SHILOH VILLAGE SD 85	SHILOH	\$97,478	09/03/2014
50-082-093P-00(00)	WRIGHT, MICHELLE	CAHOKIA	\$110,352	09/03/2014
50-082-1150-02(00)	WHITESIDE SD 115	BELLEVILLE	\$165,528	09/03/2014
51-084-0140-26(00)	RIVERTON CUSD 14	RIVERTON	\$329,940	09/15/2014
51-084-069P-00(00)	CARE-O-SEL DAY CARE INC	VIRDEN	\$223,916	09/03/2014
55-098-0060-26(00)	MORRISON COMMUNITY UNIT SD 6	MORRISON	\$110,352	09/08/2014
56-099-046P-00(01)	WILL COUNTY	JOLIET	\$96,486	09/03/2014
			\$17,246,161	

Program: 2015 - 3730, ROE/ISC Operations

<u>RCDT</u>	<u>District Name</u>	<u>City</u>	<u>Budget Amt</u>	<u>Approval Date</u>
30-000-0000-00(00)	REGIONAL OFFICE OF EDUCATION30	MURPHYSBORO	\$57,810	09/22/2014
			\$57,810	

Program: 2015 - 3780, Technology for Success

<u>RCDT</u>	<u>District Name</u>	<u>City</u>	<u>Budget Amt</u>	<u>Approval Date</u>
04-000-0000-00(00)	REGIONAL OFFICE OF EDUCATION04	LOVES PARK	\$201,260	09/08/2014
09-000-0000-00(00)	REGIONAL OFFICE OF EDUCATION09	RANTOUL	\$171,354	09/08/2014
41-000-0000-00(00)	REGIONAL OFFICE OF EDUCATION41	EDWARDSVILLE	\$171,586	09/18/2014
			\$544,200	

Program: 2015 - 3961, Advanced Placement Classes-State Grant

<u>RCDT</u>	<u>District Name</u>	<u>City</u>	<u>Budget Amt</u>	<u>Approval Date</u>
19-022-2010-26(00)	COMMUNITY UNIT SCHOOL DIST 201	WESTMONT	\$45,442	09/17/2014
41-057-0030-26(00)	VENICE CUSD 3	VENICE	\$30,821	09/11/2014
51-084-1860-25(00)	SPRINGFIELD SD 186	SPRINGFIELD	\$47,546	09/11/2014
			\$123,809	

Program: 2015 - 4300, Title I - Low Income

**ILLINOIS STATE BOARD OF EDUCATION
FUNDING AND DISBURSEMENT SERVICES DIVISION
100 NORTH FIRST STREET, SPRINGFIELD, IL 62777**

Approved Grants Less Than 1 Million

Thru Date:(09/01/2014-09/30/2014)

<u>RCDT</u>	<u>District Name</u>	<u>City</u>	<u>Budget Amt</u>	<u>Approval Date</u>
01-075-0030-26(00)	PLEASANT HILL CUSD 3	PLEASANT HILL	\$59,868	09/08/2014
01-075-0040-26(00)	GRIGGSVILLE CUSD 4	GRIGGSVILLE	\$188,416	09/02/2014
01-075-0120-26(00)	WESTERN COMMUNITY UNIT SD 12	BARRY	\$118,768	09/23/2014
02-044-0010-26(00)	GOREVILLE CUD 1	GOREVILLE	\$100,262	09/25/2014
02-091-0840-26(00)	SHAWNEE CUSD 84	WOLF LAKE	\$172,367	09/08/2014
03-025-0100-26(00)	ALTAMONT CUSD 10	ALTAMONT	\$105,655	09/09/2014
03-026-2010-26(00)	BROWNSTOWN CUSD 201	BROWNSTOWN	\$91,520	09/08/2014
04-101-1310-04(00)	KINNIKINNICK CCSD131	ROSCOE	\$107,896	09/03/2014
04-101-3220-26(00)	DURAND CUSD 322	DURAND	\$65,176	09/16/2014
05-016-0260-02(00)	RIVER TRAILS SD 26	MOUNT PROSPE	\$161,373	09/09/2014
05-016-0290-02(00)	SUNSET RIDGE SD 29	NORTHFIELD	\$41,615	09/19/2014
05-016-0350-02(00)	GLENCOE SD 35	GLENCOE	\$117,434	09/08/2014
05-016-0390-02(00)	WILMETTE SD 39	WILMETTE	\$130,596	09/08/2014
05-016-0630-02(00)	EAST MAINE SD 63	DES PLAINES	\$754,169	09/05/2014
05-016-0650-04(00)	EVANSTON C C SCHOOL DIST 65	EVANSTON	\$748,610	09/18/2014
05-016-0730-02(00)	EAST PRAIRIE SD 73	SKOKIE	\$58,982	09/29/2014
06-016-0780-02(00)	BOARD OF EDUCATION DIST 78	ROSEMONT	\$43,340	09/11/2014
06-016-0790-02(00)	PENNOYER SD 79	NORRIDGE	\$94,702	09/16/2014
06-016-0800-02(00)	BOARD OF EDUCATION DISTRICT 80	NORRIDGE	\$124,331	09/29/2014
06-016-0810-02(00)	SCHILLER PARK SD 81	SCHILLER PARK	\$301,034	09/11/2014
06-016-0830-02(00)	COOK CNTY BD EDUCATION 083	FRANKLIN PARK	\$545,751	09/10/2014
06-016-0840-02(00)	FRANKLIN PARK SD 84	FRANKLIN PARK	\$234,276	09/05/2014
06-016-0845-02(00)	RHODES SD 84-5	RIVER GROVE	\$240,937	09/08/2014
06-016-0855-02(00)	RIVER GROVE SD 85-5	RIVER GROVE	\$152,596	09/29/2014
06-016-0860-02(00)	UNION RIDGE SD 86	HARWOOD HEI	\$108,676	09/11/2014
06-016-0870-02(00)	BERKELEY SD 87	BERKELEY	\$573,028	09/29/2014
06-016-0880-02(00)	BELLWOOD SD 88	BELLWOOD	\$911,342	09/24/2014
06-016-0980-02(00)	COUNTY OF COOK SCHOOL DIST 98	BERWYN	\$980,358	09/17/2014
06-016-1070-02(00)	PLEASANTDALE SD 107	BURR RIDGE	\$57,225	09/05/2014
07-016-1110-02(00)	SCHOOL DISTRICT 111	BURBANK	\$812,257	09/09/2014
07-016-1180-04(00)	PALOS CCSD 118	PALOS PARK	\$230,385	09/09/2014
07-016-1260-02(00)	ALSIP-HAZLGRN-OAKLWN SD 126	ALSIP	\$284,160	09/11/2014
07-016-1420-02(00)	FOREST RIDGE SD 142	OAK FOREST	\$170,581	09/09/2014
07-016-1430-02(00)	SCHOOL DISTRICT 143 COOK COUNTY	MIDLOTHIAN	\$531,081	09/12/2014
07-016-1440-02(00)	PRAIRIE-HILLS ELEM SD 144	MARKHAM	\$954,087	09/12/2014
07-016-1530-02(00)	HOMEWOOD SD 153	HOMEWOOD	\$192,476	09/11/2014
07-016-1600-02(00)	COUNTRY CLUB HILLS SD 160	COUNTRY CLUB H	\$378,778	09/11/2014
07-016-1720-02(00)	SANDRIDGE SD 172	CHICAGO HEIGH	\$152,533	09/23/2014
07-016-9010-90(00)	SOUTHLAND COLLEGE PREP	RIGHTON PARK	\$46,910	09/11/2014
08-008-3990-26(00)	CHADWICK-MILLEDGEVILLE CUSD 399	MILLEDGEVILLE	\$50,179	09/16/2014
08-043-1200-22(00)	GALENA CUSD 120	GALENA	\$103,431	09/08/2014
08-043-2100-26(00)	RIVER RIDGE CUSD 210	HANOVER	\$82,043	09/25/2014
08-089-2000-26(00)	PEARL CITY CUSD 200	PEARL CITY	\$73,584	09/08/2014
08-089-2010-26(00)	DAKOTA CUSD 201	DAKOTA	\$135,085	09/08/2014
09-010-0010-26(00)	FISHER CUSD 1	FISHER	\$82,571	09/25/2014
09-010-1300-04(00)	THOMASBORO CCSD 130	THOMASBORO	\$114,950	09/08/2014
09-010-1690-04(00)	ST JOSEPH CCD 169	ST JOSEPH	\$52,611	09/18/2014
09-010-3050-16(00)	ST JOSEPH OGDEN CHSD305	SAINT JOSEPH	\$22,092	09/22/2014

ILLINOIS STATE BOARD OF EDUCATION
FUNDING AND DISBURSEMENT SERVICES DIVISION
 100 NORTH FIRST STREET, SPRINGFIELD, IL 62777

Approved Grants Less Than 1 Million

Thru Date:(09/01/2014-09/30/2014)

09-027-0050-26(00)	GIBSON-MELVIN-SIBLEY CUSD 5	GIBSON CITY	\$96,144	09/17/2014
09-027-0100-26(00)	PAXTON BUCKLEY LODA CUSD	PAXTON	\$227,920	09/25/2014
10-011-0010-26(00)	MORRISONVILLE CUSD 1	MORRISONVILLE	\$45,091	09/03/2014
10-011-0040-26(00)	EDINBURG CUSD 4	EDINBURG	\$46,486	09/12/2014
10-011-0140-24(00)	SOUTH FORK SD 14	KINCAID	\$81,224	09/11/2014
10-068-0020-26(00)	PANHANDLE COMM UNIT SCH DIST	RAYMOND	\$127,794	09/03/2014
11-021-3010-26(00)	TUSCOLA CUSD 301	TUSCOLA	\$69,381	09/25/2014
11-023-0040-26(00)	COMMUNITY UNIT SCHOOL DIST 4	PARIS	\$63,179	09/24/2014
12-013-0350-26(00)	FLORA CUSD 35	FLORA	\$299,617	09/23/2014
13-014-0210-02(00)	AVISTON SCHOOL DISTRICT 21	AVISTON	\$21,644	09/11/2014
13-014-0600-02(00)	GERMANTOWN SD 60	GERMANTOWN	\$10,842	09/08/2014
13-014-0710-16(00)	CENTRAL COMM HIGH SCHL DIST 71	BREESE	\$43,393	09/25/2014
13-058-0010-03(00)	RACCOON CSD 1	CENTRALIA	\$45,599	09/12/2014
13-058-1000-26(00)	PATOKA CUSD 100	PATOKA	\$57,307	09/25/2014
13-058-1330-02(00)	CENTRAL CITY SD 133	CENTRALIA	\$69,963	09/08/2014
13-058-4010-26(00)	SOUTH CENTRAL CUSD 401	KINMUNDY	\$207,883	09/24/2014
13-095-0100-26(00)	WEST WASHINGTON CCUSD 10	OKAWVILLE	\$39,858	09/02/2014
16-019-4240-26(00)	GENOA KINGSTON CUSD 424	GENOA	\$167,829	09/11/2014
16-019-4290-26(00)	HINCKLEY BIG ROCK CUSD 429	HINCKLEY	\$113,924	09/03/2014
16-019-4320-26(00)	SOMONAUK CUSD 432	SOMONAUK	\$63,783	09/08/2014
17-053-006J-26(00)	TRI- POINT CUSD 6-J	KEMPTON	\$81,008	09/05/2014
17-053-0740-27(00)	FLANAGAN-CORNELL UNIT DIST 74	FLANAGAN	\$28,253	09/08/2014
17-053-0900-17(00)	PONTIAC TWP HSD 90	PONTIAC	\$103,067	09/09/2014
17-053-4290-04(00)	PONTIAC CCSD 429	PONTIAC	\$252,421	09/11/2014
17-053-4380-04(00)	SAUNEMIN CCSD 438	SAUNEMIN	\$31,564	09/09/2014
17-064-0070-26(00)	LEXINGTON CUSD 7	LEXINGTON	\$42,330	09/22/2014
17-064-0160-26(00)	OLYMPIA CUSD 16	STANFORD	\$190,123	09/16/2014
17-064-0190-26(00)	RIDGEVIEW CUSD 19	COLFAX	\$45,103	09/26/2014
19-022-0040-02(00)	COUNTY OF DUPAGE SCHOOL DIST 4	ADDISON	\$903,450	09/25/2014
19-022-0100-02(00)	ITASCA PUBLIC SCHOOLS DIST 10	ITASCA	\$52,290	09/23/2014
19-022-0120-02(00)	ROSELLE SD 12	ROSELLE	\$37,590	09/26/2014
19-022-0150-02(00)	MARQUARDT SD 15	GLENDALE HTS	\$813,598	09/16/2014
19-022-0340-02(00)	WINFIELD SD34		\$48,687	09/11/2014
19-022-0440-02(00)	LOMBARD SD 44	LOMBARD	\$269,963	09/03/2014
19-022-0630-02(00)	COUNTY OF DUPAGE	DARIEN	\$61,399	09/25/2014
19-022-0890-04(00)	COMMUNITY CONS SCH DIST 89	GLEN ELLYN	\$150,662	09/04/2014
19-022-1080-16(00)	LAKE PARK CHSD 108	ROSELLE	\$128,165	09/10/2014
19-022-2020-26(00)	LISLE CUSD 202	LISLE	\$113,561	09/11/2014
19-022-2030-26(00)	COMMUNITY UNIT DISTRICT 203	NAPERVILLE	\$657,684	09/15/2014
20-035-0010-26(00)	HARDIN CNTY CUD 1	ELIZABETHTOW	\$192,878	09/08/2014
20-083-0030-26(00)	HARRISBURG CUSD 3	HARRISBURG	\$608,546	09/24/2014
20-083-0040-26(00)	ELDORADO CUSD 4	ELDORADO	\$445,424	09/08/2014
21-028-1150-04(00)	EWING NORTHERN CCSD 115	EWING	\$45,261	09/24/2014
22-029-0030-26(00)	FULTON COUNTY CUSD 3	CUBA	\$93,956	09/08/2014
22-029-0040-26(00)	SPOON RIVER VALLEY CUSD 4	LONDON MILLS	\$107,132	09/25/2014
24-032-1010-16(00)	MORRIS CHSD 101	MORRIS	\$77,090	09/12/2014
24-032-2010-04(00)	MINOOKA CCSD 201	MINOOKA	\$195,801	09/08/2014
24-047-0660-04(00)	NEWARK CCSD 66	NEWARK	\$46,179	09/25/2014
24-047-0880-26(00)	PLANO CUSD 88	PLANO	\$201,968	09/24/2014

**ILLINOIS STATE BOARD OF EDUCATION
FUNDING AND DISBURSEMENT SERVICES DIVISION**
100 NORTH FIRST STREET, SPRINGFIELD, IL 62777

Approved Grants Less Than 1 Million

Thru Date:(09/01/2014-09/30/2014)

24-047-0900-04(00)	LISBON CCSD 90	NEWARK	\$21,871	09/09/2014
25-041-0020-04(00)	JEFFERSON COUNTY OF	DIX	\$80,761	09/08/2014
26-034-3170-04(00)	CARTHAGE ELEMENTARY DISTRICT 317	CARTHAGE	\$76,516	09/12/2014
26-034-3250-26(00)	NAUVOO-COLUSA CUSD 325	NAUVOO	\$42,859	09/12/2014
26-034-3270-04(00)	DALLAS ELEMENTARY SCHOOL	DALLAS CITY	\$35,746	09/09/2014
26-034-3470-04(00)	LA HARPE COMMUNITY SCHOOL	LA HARPE	\$24,442	09/16/2014
26-062-1850-26(00)	MACOMB CUSD 185	MACOMB	\$456,145	09/25/2014
27-094-3040-26(00)	UNITED CUSD 304	MONMOUTH	\$120,311	09/29/2014
28-006-0990-04(00)	SPRING VALLEY CCSD 99	SPRING VALLEY	\$110,577	09/08/2014
28-006-3030-26(00)	LAMOILLE CUSD 303	LA MOILLE	\$86,248	09/26/2014
28-006-3400-26(00)	BUREAU VALLEY CUSD 340	MANILUS	\$184,101	09/17/2014
28-037-1900-02(00)	COLONA SD 190	COLONA	\$89,650	09/02/2014
28-037-2230-26(00)	ORION CUSD 223	ORION	\$37,555	09/02/2014
28-037-2260-26(00)	ANNAWAN CUSD 226	ANNAWAN	\$27,573	09/18/2014
28-037-2280-26(00)	GENESE0 CUSD 228	GENESE0	\$157,501	09/09/2014
28-037-2290-26(00)	KEWANEE CUSD 229	KEWANEE	\$534,965	09/18/2014
32-038-0060-26(00)	CISSNA PARK CUSD 6	CISSNA PARK	\$66,669	09/08/2014
32-038-0090-26(00)	IROQUOIS COUNTY CUSD 9	WATSEKA	\$369,832	09/23/2014
32-038-0100-26(00)	IROQUOIS WEST CUSD 10	GILMAN	\$151,651	09/24/2014
32-046-0010-26(00)	MOMENCE COMM UNIT SCH DIST 1	MOMENCE	\$368,282	09/18/2014
32-046-0060-26(00)	GRANT PARK CUSD 6	GRANT PARK	\$55,649	09/08/2014
32-046-0610-02(00)	BRADLEY SD 61	BRADLEY	\$304,510	09/08/2014
32-046-2590-04(00)	PEMBROKE CCSD 259	HOPKINS PARK	\$385,447	09/23/2014
33-048-2760-26(00)	ABINGDON-AVON CUSD 276	ABINGDON	\$207,179	09/02/2014
34-049-0410-04(00)	LAKE VILLA CCSD 41	LAKE VILLA	\$185,316	09/04/2014
34-049-0560-02(00)	GURNEE SD 56	GURNEE	\$192,545	09/10/2014
34-049-0790-02(00)	FREMONT SD 79	MUNDELEIN	\$122,800	09/10/2014
34-049-1020-04(00)	APTAKISIC-TRIPP CCSD 102	BUFFALO GROV	\$130,813	09/26/2014
34-049-1240-16(00)	GRANT CHSD 124	FOX LAKE	\$137,694	09/15/2014
34-049-9000-90(00)	PRAIRIE CROSSING CHARTER SCHOOL	GRAYSLAKE	\$25,796	09/17/2014
35-050-0790-04(00)	SCHOOL DISTRICT 79	TONICA	\$37,909	09/11/2014
35-050-1240-02(00)	PERU PUBLIC SCHOOLS	PERU	\$183,156	09/23/2014
35-050-1250-02(00)	OGLESBY ESD 125	OGLESBY	\$70,770	09/02/2014
35-050-1400-17(00)	OTTAWA THSD 140	OTTAWA	\$198,228	09/02/2014
35-050-1600-17(00)	SENECA TWP HSD 160	SENECA	\$25,733	09/16/2014
38-054-0210-26(00)	HARTSBURG EMDEN CUSD 21	HARTSBURG	\$47,746	09/16/2014
38-060-1910-26(00)	MIDWEST CENTRAL CUD 191	MANITO	\$134,051	09/08/2014
39-055-0090-26(00)	SANGAMON VALLEY CUSD 9	NIANTIC	\$100,386	09/25/2014
39-055-0110-26(00)	WARRENSBURG-LATHAM CUSD 11	WARRENSBURG	\$102,345	09/29/2014
39-074-0050-26(00)	BEMENT CUSD 5	BEMENT	\$45,161	09/16/2014
39-074-0250-26(00)	MONTICELLO CU 25	MONTICELLO	\$91,651	09/29/2014
40-007-0400-26(00)	CALHOUN CUSD 40	HARDIN	\$86,400	09/09/2014
40-031-0010-26(00)	CARROLLTON CUSD 1	CARROLLTON	\$147,651	09/02/2014
40-056-0080-26(00)	BUNKER HILL CUSD 8	BUNKER HILL	\$101,612	09/02/2014
43-059-0070-26(00)	MIDLAND CUSD 7	VARNA	\$144,930	09/19/2014
43-102-0020-04(00)	RIVERVIEW CCSD 2	EAST PEORIA	\$24,481	09/17/2014
43-102-0690-02(00)	GERMANTOWN HILLS SD 69	GERMANTOWN H	\$18,863	09/18/2014
44-063-0470-04(00)	CRYSTAL LAKE CCSD 47	CRYSTAL LAKE	\$526,606	09/10/2014
45-067-0050-26(00)	WATERLOO CUSD 5	WATERLOO	\$134,053	09/29/2014

**ILLINOIS STATE BOARD OF EDUCATION
FUNDING AND DISBURSEMENT SERVICES DIVISION
100 NORTH FIRST STREET, SPRINGFIELD, IL 62777**

Approved Grants Less Than 1 Million

Thru Date:(09/01/2014-09/30/2014)

45-079-1320-26(00)	RED BUD CUSD 132	RED BUD	\$140,354	09/25/2014
45-079-1380-26(00)	STEELEVILLE CUSD 138	STEELEVILLE	\$48,608	09/24/2014
46-009-2620-26(00)	A-C CENTRAL CUSD 262	ASHLAND	\$55,712	09/02/2014
47-071-2210-26(00)	FORRESTVILLE VALLEY CUSD 221	FORRESTON	\$87,917	09/25/2014
47-071-2260-26(00)	BYRON COMMUNITY UNIT SD 226	BYRON	\$114,141	09/25/2014
47-071-2310-04(00)	ROCHELLE CCD 231	ROCHELLE	\$385,607	09/26/2014
47-071-2690-04(00)	ESWOOD CCD 269	LINDENWOOD	\$19,506	09/25/2014
48-072-0620-02(00)	PLEASANT VALLEY SD 62	PEORIA	\$276,895	09/08/2014
48-072-0660-02(00)	BARTONVILLE SD 66	BARTONVILLE	\$80,116	09/11/2014
48-072-3090-26(00)	BRIMFIELD CUSD 309	BRIMFIELD	\$60,208	09/08/2014
48-072-3220-26(00)	ELMWOOD CUSD 322	ELMWOOD	\$54,927	09/24/2014
48-072-3230-26(00)	DUNLAP CUSD 323	PEORIA	\$224,310	09/26/2014
48-072-3280-03(00)	HOLLIS CSD 328	PEORIA	\$12,876	09/17/2014
49-081-1000-26(00)	RIVERDALE CUSD 100	PORT BYRON	\$67,471	09/08/2014
49-081-2000-26(00)	SCHOOL DISTRICT 200 SHERRARD COM	SHERRARD	\$114,018	09/25/2014
49-081-3000-26(00)	ROCKRIDGE CUSD 300	TAYLOR RIDGE	\$68,501	09/03/2014
50-082-0400-26(00)	MARISSA CUSD 40	MARISSA	\$213,898	09/25/2014
50-082-0770-16(00)	FREEBURG CHSD 77	FREEBURG	\$51,265	09/03/2014
50-082-1100-04(00)	COUNTY OF ST CLAIR	FAIRVIEW HEIGH	\$136,447	09/08/2014
50-082-1150-02(00)	WHITESIDE SD 115	BELLEVILLE	\$246,895	09/25/2014
50-082-1300-04(00)	COUNTY OF ST CLAIR SD 130	SMITHTON	\$38,037	09/11/2014
50-082-1810-02(00)	SIGNAL HILL SD 181	BELLEVILLE	\$77,272	09/08/2014
50-082-2030-17(00)	OFALLON TWP HSD 203	OFALLON	\$153,798	09/11/2014
51-084-003A-26(00)	ROCHESTER CUSD 3A	ROCHESTER	\$263,456	09/09/2014
51-084-0100-26(00)	AUBURN CUSD 10	AUBURN	\$171,324	09/08/2014
51-084-0150-26(00)	WILLIAMSVILLE CUSD 15	WILLIAMSVILLE	\$69,423	09/25/2014
53-090-0760-02(00)	CREVE COEUR SD 76	CREVE COEUR	\$158,075	09/25/2014
53-090-0860-02(00)	EAST PEORIA SD 86	EAST PEORIA	\$264,822	09/16/2014
53-090-1370-02(00)	SOUTH PEKIN SD 137	SOUTH PEKIN	\$70,993	09/08/2014
53-090-7030-26(00)	DELAVAN CUSD 703	DELAVAN	\$70,361	09/03/2014
54-092-0010-26(00)	BISMARCK CUSD 1	BISMARCK	\$83,142	09/05/2014
54-092-0040-26(00)	GEORGETOWN-RIDGE FARM CUSD 4	GEORGETOWN	\$391,899	09/19/2014
54-092-0050-26(00)	CATLIN CUSD 5	CATLIN	\$44,087	09/08/2014
54-092-0760-26(00)	OAKWOOD CUSD 76	OAKWOOD	\$157,139	09/09/2014
55-098-0020-26(00)	RIVER BEND CUSD 2	FULTON	\$80,242	09/03/2014
55-098-0030-26(00)	PROPHETSTOWN-LYNDON CUSD 3	PROPHETSTOW	\$183,161	09/29/2014
55-098-0060-26(00)	MORRISON COMMUNITY UNIT SD 6	MORRISON	\$113,180	09/10/2014
55-098-0200-02(00)	EAST COLOMA-NELSON CONS ELEM	ROCK FALLS	\$47,776	09/09/2014
55-098-3010-17(00)	WHITESIDE COUNTY SCHL DIST 301	ROCK FALLS	\$175,859	09/26/2014
56-099-030C-04(00)	TROY CCSD 30C	PLAINFIELD	\$330,064	09/02/2014
56-099-0810-02(00)	UNION SD 81	JOLIET	\$16,081	09/09/2014
56-099-0880-02(00)	COUNTY OF WILL SCHOOL DIST 88	CREST HILL	\$108,816	09/08/2014
56-099-1140-02(00)	MANHATTAN SD 114	MANHATTAN	\$59,675	09/16/2014
56-099-1220-02(00)	NEW LENOX SD 122	NEW LENOX	\$249,528	09/02/2014
56-099-1610-02(00)	SUMMIT HILL SD 161	FRANKFORT	\$213,327	09/29/2014
			\$32,848,056	

Program: 2015 - 4306, Title I - Low Income - Delinquent Priv

<u>RCDT</u>	<u>District Name</u>	<u>City</u>	<u>Budget Amt</u>	<u>Approval Date</u>
-------------	----------------------	-------------	-------------------	----------------------

**ILLINOIS STATE BOARD OF EDUCATION
FUNDING AND DISBURSEMENT SERVICES DIVISION
100 NORTH FIRST STREET, SPRINGFIELD, IL 62777**

Approved Grants Less Than 1 Million

Thru Date:(09/01/2014-09/30/2014)

17-064-0050-26(00)	MCLEAN COUNTY UD 5	NORMAL	\$76,406	09/24/2014
			<hr/> \$76,406 <hr/>	

Program: 2015 - 4331, Title I - School Improvement & Accountability

<u>RCDT</u>	<u>District Name</u>	<u>City</u>	<u>Budget Amt</u>	<u>Approval Date</u>
05-000-0000-00(SS)	INTERMEDIATE SERVICE CENTER 1	DES PLAINES	\$275,000	09/23/2014
56-000-0000-00(SS)	REGIONAL OFFICE OF EDUCATION56	NEW LENOX	\$637,712	09/08/2014
65-108-0175-51(SS)	ILLINOIS ASSN OF SCHOOL BOARDS	SPRINGFIELD	\$250,000	09/19/2014
			<hr/> \$1,162,712 <hr/>	

Program: 2015 - 4340, Title I - Migrant Education

<u>RCDT</u>	<u>District Name</u>	<u>City</u>	<u>Budget Amt</u>	<u>Approval Date</u>
09-010-1370-02(00)	RANTOUL CITY SD 137	RANTOUL	\$110,711	09/10/2014
09-010-1420-04(00)	LUDLOW CCSD 142	LUDLOW	\$17,550	09/04/2014
46-009-0150-26(00)	BEARDSTOWN CUSD 15	BEARDSTOWN	\$42,727	09/16/2014
			<hr/> \$170,988 <hr/>	

Program: 2015 - 4421, Title IV - 21st Century Comm Learning Centers

<u>RCDT</u>	<u>District Name</u>	<u>City</u>	<u>Budget Amt</u>	<u>Approval Date</u>
09-010-1160-22(13)	URBANA SD 116	URBANA	\$300,000	09/10/2014
15-016-573P-00(13)	BOYS AND GIRLS CLUBS OF CHICAGO	CHICAGO	\$283,500	09/03/2014
31-045-067P-00(13)	FOX VALLEY PARK DISTRICT	AURORA	\$600,000	09/03/2014
41-057-0030-26(13)	VENICE CUSD 3	VENICE	\$149,956	09/18/2014
49-000-0000-00(13)	REGIONAL OFFICE OF EDUCATION49	MOLINE	\$138,000	09/17/2014
50-082-1890-22(13)	BOARD OF EDUCATION SD 189	EAST ST LOUIS	\$551,250	09/17/2014
51-084-109P-00(31)	BOYS AND GIRLS CLUBS OF	SPRINGFIELD	\$99,580	09/18/2014
65-108-1220-51(13)	YOUTH ORGNS UMBRELLA INC	EVANSTON	\$150,000	09/17/2014
65-108-1220-51(31)	YOUTH ORGNS UMBRELLA INC	EVANSTON	\$150,000	09/17/2014
65-108-1220-51(32)	YOUTH ORGNS UMBRELLA INC	EVANSTON	\$120,000	09/17/2014
			<hr/> \$2,542,286 <hr/>	

Program: 2015 - 4600, Fed. - Sp. Ed. - Pre-School Flow Through

<u>RCDT</u>	<u>District Name</u>	<u>City</u>	<u>Budget Amt</u>	<u>Approval Date</u>
04-101-1220-22(00)	HARLEM CONSOLIDATED SD 122	MACHESNEY PA	\$42,092	09/08/2014
05-016-8050-60(00)	NSSEO	MT PROSPECT	\$204,544	09/08/2014
05-016-8070-60(00)	NILES TWP DISTRICT FOR SPEC EDUC	MORTON GROVE	\$65,549	09/25/2014
06-016-1000-02(00)	BOARD OF EDUCATION SD 100	BERWYN	\$39,793	09/08/2014
06-016-2040-61(00)	LAGRANGE AREA DEPT SPEC ED-L	LA GRANGE	\$176,794	09/23/2014
07-016-1400-02(00)	KIRBY SD 140	TINLEY PARK	\$61,581	09/08/2014
13-058-8010-60(00)	KASKASKIA SPECIAL ED DIST 801	CENTRALIA	\$145,620	09/25/2014
16-019-4270-26(00)	SYCAMORE CUSD 427	SYCAMORE	\$8,961	09/05/2014
16-019-4320-26(00)	SOMONAUK CUSD 432	SOMONAUK	\$2,112	09/24/2014
17-053-4290-04(00)	PONTIAC CCSD 429	PONTIAC	\$15,189	09/08/2014
19-022-0150-61(00)	COOP ASSOC FOR SPEC EDUC	GLEN ELLYN	\$108,402	09/23/2014
19-022-1810-04(00)	COMM CONS SCH DIST 181	BURR RIDGE	\$38,030	09/02/2014
19-022-8020-60(00)	NORTH DUPAGE SP ED COOPERATIVE	ROSELLE	\$96,895	09/29/2014
24-032-1010-61(00)	GRUNDY COUNTY SPEC EDUC COOP	MORRIS	\$79,268	09/11/2014
31-045-3000-26(00)	COMMUNITY UNIT SCHOOL DIST 300	CARPENTERSVIL	\$121,510	09/23/2014
33-048-2050-61(00)	KNOX-WARREN SPEC EDUC DISTRI	GALESBURG	\$67,551	09/25/2014
34-049-8040-60(00)	NORTHERN SUBURBAN SPEC ED DIST	HIGHLAND PARK	\$182,408	09/23/2014

**ILLINOIS STATE BOARD OF EDUCATION
FUNDING AND DISBURSEMENT SERVICES DIVISION
100 NORTH FIRST STREET, SPRINGFIELD, IL 62777**

Approved Grants Less Than 1 Million

Thru Date:(09/01/2014-09/30/2014)

35-050-0000-61(00)	LASALLE-PUTNAM ED ALLIANCE SP ED	OTTAWA	\$165,753	09/19/2014
41-057-0050-26(00)	HIGHLAND CUSD 5	HIGHLAND	\$17,991	09/16/2014
41-057-0100-26(00)	COLLINSVILLE CUSD 10	COLLINSVILLE	\$44,227	09/10/2014
41-057-0110-26(00)	ALTON CUSD 11	ALTON	\$83,878	09/25/2014
41-057-8010-60(00)	REGION III SPECIAL EDUCATION	COTTAGE HILLS	\$148,276	09/16/2014
43-059-0050-61(00)	BMP TRI-CO SPEC EDUC COOP	TISKILWA	\$66,986	09/05/2014
46-069-8010-60(00)	FOUR RIVERS SPEC EDUC DIST		\$144,095	09/16/2014
50-082-8010-60(00)	BELLEVILLE AREA SP SERV COOP	BELLEVILLE	\$230,500	09/25/2014
51-084-0100-61(00)	SANGAMON AREA SPEC ED DIST	SPRINGFIELD	\$106,821	09/05/2014
54-092-8010-60(00)	VERMILION ASSOC FOR SPEC EDU	DANVILLE	\$116,738	09/19/2014
55-098-0000-61(00)	BI COUNTY SPECIAL EDUC COOP	STERLING	\$109,935	09/16/2014
			\$2,691,499	

Program: 2015 - 4620, Fed. - Sp. Ed. - I.D.E.A. - Flow Through

<u>RCDT</u>	<u>District Name</u>	<u>City</u>	<u>Budget Amt</u>	<u>Approval Date</u>
05-016-0630-02(00)	EAST MAINE SD 63	DES PLAINES	\$900,806	09/16/2014
07-016-1400-02(00)	KIRBY SD 140	TINLEY PARK	\$858,774	09/08/2014
16-019-4320-26(00)	SOMONAUK CUSD 432	SOMONAUK	\$158,703	09/19/2014
17-053-4290-04(00)	PONTIAC CCSD 429	PONTIAC	\$317,876	09/08/2014
19-022-1810-04(00)	COMM CONS SCH DIST 181	BURR RIDGE	\$807,573	09/02/2014
32-046-0050-26(00)	COUNTY OF KANKAKEE 5 MANTENO	MANTENO	\$396,762	09/02/2014
			\$3,440,494	

Program: 2015 - 4745, CTE - Perkins - Secondary

<u>RCDT</u>	<u>District Name</u>	<u>City</u>	<u>Budget Amt</u>	<u>Approval Date</u>
03-026-7410-45(00)	BOND-FAYETTE-EFFINGHAM - EFE	VANDALIA	\$70,781	09/09/2014
04-000-0000-46(00)	CAREER ED ASSOC N CEN IL-EFE	ROCKFORD	\$640,890	09/09/2014
08-000-0000-46(00)	EAGLE RIDGE DELIVERY SYS-EFE	FREEPORT	\$46,738	09/29/2014
08-089-7230-45(00)	CAREER AND TECHNICAL EDUC CONS	FREEPORT	\$76,208	09/10/2014
10-068-0030-46(00)	CHRISTIAN-MONTGOMERY SYS-EFE	HILLSBORO	\$93,435	09/17/2014
16-000-0000-46(00)	KISHWAUKEE ED CONSORTIUM-EFE	DE KALB	\$129,482	09/22/2014
43-102-7210-45(00)	CENTRAL IL VOC ED COOP - EFE	METAMORA	\$59,613	09/22/2014
55-098-0050-46(00)	WHITESIDE-EFE 230	STERLING	\$150,602	09/09/2014
			\$1,267,749	

Program: 2015 - 4901, Race To The Top

<u>RCDT</u>	<u>District Name</u>	<u>City</u>	<u>Budget Amt</u>	<u>Approval Date</u>
04-101-3230-26(00)	WINNEBAGO CUSD 323	WINNEBAGO	\$5,606	09/09/2014
07-016-1320-02(00)	CALUMET PUBLIC SD 132	CALUMET PARK	\$5,658	09/19/2014
07-016-1600-02(00)	COUNTRY CLUB HILLS SD 160	COUNTRY CLUB H	\$2,992	09/19/2014
08-089-1450-22(00)	FREEPORT SD 145	FREEPORT	\$9,395	09/19/2014
09-010-1160-22(00)	URBANA SD 116	URBANA	\$59,396	09/09/2014
09-010-1370-02(IM)	RANTOUL CITY SD 137	RANTOUL	\$4,768	09/11/2014
12-080-0010-26(IM)	EAST RICHLAND CUSD 1	OLNEY	\$1,733	09/10/2014
17-064-0050-26(IM)	MCLEAN COUNTY UD 5	NORMAL	\$69,635	09/19/2014
19-022-0020-02(00)	BENSENVILLE ELEM SCH DIST 2	BENSENVILLE	\$5,722	09/09/2014
19-022-0040-02(00)	COUNTY OF DUPAGE SCHOOL DIST 4	ADDISON	\$15,090	09/19/2014
19-022-0040-02(IM)	COUNTY OF DUPAGE SCHOOL DIST 4	ADDISON	\$30,065	09/10/2014
20-093-3480-26(IM)	WABASH CUSD 348	MOUNT CARMEL	\$2,382	09/11/2014
21-100-0020-26(00)	MARION CUSD 2	MARION	\$24,480	09/11/2014

**ILLINOIS STATE BOARD OF EDUCATION
FUNDING AND DISBURSEMENT SERVICES DIVISION
100 NORTH FIRST STREET, SPRINGFIELD, IL 62777**

Approved Grants Less Than 1 Million

Thru Date:(09/01/2014-09/30/2014)

30-039-1400-04(00)	UNITY POINT CCSD 140	CARBONDALE	\$1,819	09/09/2014
32-046-2590-04(00)	PEMBROKE CCSD 259	HOPKINS PARK	\$2,660	09/23/2014
48-072-1500-25(00)	BOARD OF EDUCATION CITY OF	PEORIA	\$30,178	09/11/2014
48-072-1500-25(IM)	BOARD OF EDUCATION CITY OF	PEORIA	\$249,807	09/19/2014
49-081-0360-02(00)	CARBON CLIFF-BARSTOW SD 36	SILVIS	\$3,070	09/09/2014
49-081-0360-02(IM)	CARBON CLIFF-BARSTOW SD 36	SILVIS	\$7,250	09/15/2014
50-082-1880-22(00)	BROOKLYN UD 188	LOVEJOY	\$4,533	09/11/2014
55-098-0050-26(00)	COMMUNITY UNIT SCHOOL DISTRICT	STERLING	\$5,584	09/11/2014
55-098-0060-26(IM)	MORRISON COMMUNITY UNIT SD 6	MORRISON	\$2,095	09/11/2014
			\$543,918	

Program: 2015 - 4905, Title III - Immigrant Education Program (IEP)

<u>RCDT</u>	<u>District Name</u>	<u>City</u>	<u>Budget Amt</u>	<u>Approval Date</u>
06-016-1020-02(00)	COOK CO SCHOOL DIST 102	LA GRANGE PAR	\$3,256	09/08/2014
19-022-0040-02(00)	COUNTY OF DUPAGE SCHOOL DIST 4	ADDISON	\$9,324	09/26/2014
19-022-0940-16(00)	COMMUNITY HIGH SCHOOL DIST 94	WEST CHICAGO	\$2,516	09/05/2014
19-022-2000-26(00)	COMMUNITY UNIT SCHOOL DIST 200	WHEATON	\$37,592	09/09/2014
31-045-0460-22(00)	SCHOOL DISTRICT U-46	ELGIN	\$25,604	09/19/2014
41-057-0100-26(00)	COLLINSVILLE CUSD 10	COLLINSVILLE	\$3,848	09/19/2014
			\$82,140	

Program: 2015 - 4909, Title III - Lang Inst Prog-Limited Eng LIPLEP

<u>RCDT</u>	<u>District Name</u>	<u>City</u>	<u>Budget Amt</u>	<u>Approval Date</u>
05-016-0260-02(00)	RIVER TRAILS SD 26	MOUNT PROSPE	\$29,452	09/16/2014
05-016-0310-02(00)	WEST NORTHFIELD SD 31	NORTHBROOK	\$26,196	09/16/2014
05-016-0390-02(00)	WILMETTE SD 39	WILMETTE	\$21,460	09/16/2014
05-016-0570-02(00)	MOUNT PROSPECT PULIC SCHL	MOUNT PROSPE	\$15,984	09/26/2014
05-016-0650-04(00)	EVANSTON C C SCHOOL DIST 65	EVANSTON	\$108,484	09/26/2014
05-016-0730-02(00)	EAST PRAIRIE SD 73	SKOKIE	\$15,540	09/24/2014
06-016-0845-02(00)	RHODES SD 84-5	RIVER GROVE	\$37,592	09/03/2014
06-016-0870-02(00)	BERKELEY SD 87	BERKELEY	\$118,992	09/19/2014
06-016-0880-02(00)	BELLWOOD SD 88	BELLWOOD	\$92,500	09/25/2014
06-016-0890-02(00)	COOK CO BD OF ED 89	MELROSE PARK	\$201,280	09/09/2014
06-016-1020-02(00)	COOK CO SCHOOL DIST 102	LA GRANGE PAR	\$20,424	09/08/2014
07-016-1040-02(00)	COUNTY OF COOK SCHOOL DIST 104	SUMMIT	\$96,200	09/18/2014
07-016-1275-02(00)	CHICAGO RIDGE SD 1275	CHICAGO RIDGE	\$46,028	09/03/2014
07-016-1460-04(00)	COMMUNITY CONS SCH DIST 146	TINLEY PARK	\$33,596	09/18/2014
07-016-1560-02(00)	COOK COUNTY SD 156	CALUMET CITY	\$24,568	09/03/2014
07-016-2170-16(00)	ARGO CHSD 217	SUMMIT	\$13,172	09/22/2014
09-010-1370-02(00)	RANTOUL CITY SD 137	RANTOUL	\$31,376	09/19/2014
19-022-0040-02(00)	COUNTY OF DUPAGE SCHOOL DIST 4	ADDISON	\$144,152	09/26/2014
19-022-0150-02(00)	MARQUARDT SD 15	GLENDALE HTS	\$90,872	09/09/2014
19-022-0410-02(00)	BOARD OF EDUCATION DISTRICT 41	GLEN ELLYN	\$64,232	09/16/2014
19-022-0890-04(00)	COMMUNITY CONS SCH DIST 89	GLEN ELLYN	\$23,088	09/22/2014
19-022-0940-16(00)	COMMUNITY HIGH SCHOOL DIST 94	WEST CHICAGO	\$21,608	09/05/2014
19-022-2000-26(00)	COMMUNITY UNIT SCHOOL DIST 200	WHEATON	\$166,944	09/09/2014
19-022-2040-26(00)	INDIAN PRAIRIE 204	NAPERVILLE	\$228,068	09/19/2014
24-047-0880-26(00)	PLANO CUSD 88	PLANO	\$47,656	09/26/2014
31-045-1010-22(00)	BATAVIA USD 101	BATAVIA	\$34,484	09/08/2014
32-046-1110-25(00)	KANKAKEE SD 111	KANKAKEE	\$81,844	09/09/2014

ILLINOIS STATE BOARD OF EDUCATION
FUNDING AND DISBURSEMENT SERVICES DIVISION
 100 NORTH FIRST STREET, SPRINGFIELD, IL 62777

Approved Grants Less Than 1 Million

Thru Date: (09/01/2014-09/30/2014)

35-050-2890-04(00)	MENDOTA COMMUNITY CONS SD 289	MENDOTA	\$26,344	09/19/2014
41-057-0100-26(00)	COLLINSVILLE CUSD 10	COLLINSVILLE	\$58,164	09/19/2014
46-009-0150-26(00)	BEARDSTOWN CUSD 15	BEARDSTOWN	\$64,972	09/19/2014
47-071-2310-04(00)	ROCHELLE CCD 231	ROCHELLE	\$48,840	09/19/2014
48-072-1500-25(00)	BOARD OF EDUCATION CITY OF	PEORIA	\$88,356	09/19/2014
51-084-1860-25(00)	SPRINGFIELD SD 186	SPRINGFIELD	\$16,724	09/09/2014
56-099-2040-17(00)	JOLIET TWP HSD 204	JOLIET	\$18,352	09/19/2014
			\$2,157,544	

Program: 2015 - 4920, McKinney Education for Homeless Children

<u>RCDT</u>	<u>District Name</u>	<u>City</u>	<u>Budget Amt</u>	<u>Approval Date</u>
21-000-0000-00(00)	REGIONAL OFFICE OF EDUCATION21	BENTON	\$216,430	09/09/2014
			\$216,430	

Program: 2015 - 4932, Title II - Teacher Quality

<u>RCDT</u>	<u>District Name</u>	<u>City</u>	<u>Budget Amt</u>	<u>Approval Date</u>
01-075-0030-26(00)	PLEASANT HILL CUSD 3	PLEASANT HILL	\$17,114	09/08/2014
01-075-0040-26(00)	GRIGGSVILLE CUSD 4	GRIGGSVILLE	\$26,435	09/02/2014
01-075-0120-26(00)	WESTERN COMMUNITY UNIT SD 12	BARRY	\$40,657	09/23/2014
02-091-0840-26(00)	SHAWNEE CUSD 84	WOLF LAKE	\$30,525	09/08/2014
03-003-0020-26(00)	BOND COUNTY 2	GREENVILLE	\$83,419	09/08/2014
03-025-0100-26(00)	ALTAMONT CUSD 10	ALTAMONT	\$37,974	09/09/2014
03-026-2010-26(00)	BROWNSTOWN CUSD 201	BROWNSTOWN	\$16,388	09/08/2014
04-004-1000-26(00)	BELVIDERE CUSD 100	BELVIDERE	\$240,832	09/25/2014
04-101-1310-04(00)	KINNICKINICK CCSD131	ROSCOE	\$28,111	09/03/2014
04-101-3220-26(00)	DURAND CUSD 322	DURAND	\$12,719	09/16/2014
05-016-0260-02(00)	RIVER TRAILS SD 26	MOUNT PROSPE	\$37,197	09/09/2014
05-016-0290-02(00)	SUNSET RIDGE SD 29	NORTHFIELD	\$16,031	09/19/2014
05-016-0350-02(00)	GLENCOE SD 35	GLENCOE	\$17,993	09/08/2014
05-016-0390-02(00)	WILMETTE SD 39	WILMETTE	\$47,995	09/08/2014
05-016-0630-02(00)	EAST MAINE SD 63	DES PLAINES	\$89,718	09/05/2014
05-016-0650-04(00)	EVANSTON C C SCHOOL DIST 65	EVANSTON	\$200,136	09/18/2014
05-016-0730-02(00)	EAST PRAIRIE SD 73	SKOKIE	\$7,696	09/29/2014
05-016-2140-17(00)	TOWNSHIP HSD 214	ARLINGTON HTS	\$276,953	09/25/2014
06-016-0780-02(00)	BOARD OF EDUCATION DIST 78	ROSEMONT	\$7,909	09/11/2014
06-016-0790-02(00)	PENNOYER SD 79	NORRIDGE	\$8,665	09/16/2014
06-016-0800-02(00)	BOARD OF EDUCATION DISTRICT 80	NORRIDGE	\$38,169	09/29/2014
06-016-0810-02(00)	SCHILLER PARK SD 81	SCHILLER PARK	\$54,401	09/11/2014
06-016-0830-02(00)	COOK CNTY BD EDUCATION 083	FRANKLIN PARK	\$79,402	09/10/2014
06-016-0840-02(00)	FRANKLIN PARK SD 84	FRANKLIN PARK	\$16,578	09/05/2014
06-016-0845-02(00)	RHODES SD 84-5	RIVER GROVE	\$18,540	09/08/2014
06-016-0855-02(00)	RIVER GROVE SD 85-5	RIVER GROVE	\$15,305	09/29/2014
06-016-0860-02(00)	UNION RIDGE SD 86	HARWOOD HEI	\$8,927	09/11/2014
06-016-0870-02(00)	BERKELEY SD 87	BERKELEY	\$62,915	09/29/2014
06-016-0880-02(00)	BELLWOOD SD 88	BELLWOOD	\$83,163	09/24/2014
06-016-0890-02(00)	COOK CO BD OF ED 89	MELROSE PARK	\$294,158	09/16/2014
06-016-0980-02(00)	COUNTY OF COOK SCHOOL DIST 98	BERWYN	\$68,377	09/17/2014
06-016-1070-02(00)	PLEASANTDALE SD 107	BURR RIDGE	\$10,545	09/05/2014
06-016-2010-17(00)	COOK COUNTY HSD 201	CICERO	\$201,536	09/09/2014
07-016-1110-02(00)	SCHOOL DISTRICT 111	BURBANK	\$91,399	09/09/2014

**ILLINOIS STATE BOARD OF EDUCATION
FUNDING AND DISBURSEMENT SERVICES DIVISION
100 NORTH FIRST STREET, SPRINGFIELD, IL 62777**

Approved Grants Less Than 1 Million

Thru Date:(09/01/2014-09/30/2014)

07-016-1180-04(00)	PALOS CCSD 118	PALOS PARK	\$31,398	09/09/2014
07-016-1260-02(00)	ALSIP-HAZLGRN-OAKLWN SD 126	ALSIP	\$32,846	09/11/2014
07-016-1420-02(00)	FOREST RIDGE SD 142	OAK FOREST	\$42,413	09/09/2014
07-016-1430-02(00)	SCHOOL DISTRICT 143 COOK COUNTY	MIDLOTHIAN	\$74,238	09/12/2014
07-016-1440-02(00)	PRAIRIE-HILLS ELEM SD 144	MARKHAM	\$131,643	09/12/2014
07-016-1460-04(00)	COMMUNITY CONS SCH DIST 146	TINLEY PARK	\$54,486	09/03/2014
07-016-1530-02(00)	HOMEWOOD SD 153	HOMEWOOD	\$30,888	09/11/2014
07-016-1600-02(00)	COUNTRY CLUB HILLS SD 160	COUNTRY CLUB H	\$43,759	09/11/2014
07-016-1720-02(00)	SANDRIDGE SD 172	CHICAGO HEIGH	\$7,158	09/23/2014
07-016-2150-17(00)	THORNTON FRACTIONALTHSD 215	CALUMET CITY	\$81,249	09/29/2014
07-016-9010-90(00)	SOUTHLAND COLLEGE PREP	RIGHTON PARK	\$6,459	09/11/2014
08-008-3990-26(00)	CHADWICK-MILLEDGEVILLE CUSD 399	MILLEDGEVILLE	\$13,876	09/16/2014
08-043-1200-22(00)	GALENA CUSD 120	GALENA	\$24,598	09/08/2014
08-043-2100-26(00)	RIVER RIDGE CUSD 210	HANOVER	\$21,947	09/25/2014
08-089-2010-26(00)	DAKOTA CUSD 201	DAKOTA	\$24,654	09/08/2014
09-010-0010-26(00)	FISHER CUSD 1	FISHER	\$20,355	09/25/2014
09-010-1160-22(00)	URBANA SD 116	URBANA	\$286,535	09/25/2014
09-010-1300-04(00)	THOMASBORO CCSD 130	THOMASBORO	\$12,479	09/08/2014
09-010-1690-04(00)	ST JOSEPH CCD 169	ST JOSEPH	\$9,630	09/18/2014
09-010-3050-16(00)	ST JOSEPH OGDEN CHSD305	SAINT JOSEPH	\$5,504	09/22/2014
09-027-0050-26(00)	GIBSON-MELVIN-SIBLEY CUSD 5	GIBSON CITY	\$45,064	09/17/2014
09-027-0100-26(00)	PAXTON BUCKLEY LODA CUSD	PAXTON	\$41,157	09/25/2014
10-011-0010-26(00)	MORRISONVILLE CUSD 1	MORRISONVILLE	\$6,566	09/03/2014
10-011-0040-26(00)	EDINBURG CUSD 4	EDINBURG	\$11,037	09/12/2014
10-068-0020-26(00)	PANHANDLE COMM UNIT SCH DIST	RAYMOND	\$19,716	09/03/2014
11-000-0000-00(00)	REGIONAL OFFICE OF EDUCATION11	CHARLESTON	\$1,255	09/16/2014
11-021-3010-26(00)	TUSCOLA CUSD 301	TUSCOLA	\$41,240	09/25/2014
11-023-0040-26(00)	COMMUNITY UNIT SCHOOL DIST 4	PARIS	\$26,934	09/24/2014
12-013-0350-26(00)	FLORA CUSD 35	FLORA	\$61,533	09/23/2014
13-014-0210-02(00)	AVISTON SCHOOL DISTRICT 21	AVISTON	\$5,982	09/11/2014
13-014-0600-02(00)	GERMANTOWN SD 60	GERMANTOWN	\$14,353	09/08/2014
13-014-0630-02(00)	ALBERS SD 63	ALBERS	\$2,253	09/25/2014
13-014-0710-16(00)	CENTRAL COMM HIGH SCHL DIST 71	BREESE	\$23,730	09/25/2014
13-058-0010-03(00)	RACCOON CSD 1	CENTRALIA	\$15,412	09/12/2014
13-058-1000-26(00)	PATOKA CUSD 100	PATOKA	\$17,436	09/25/2014
13-058-1330-02(00)	CENTRAL CITY SD 133	CENTRALIA	\$19,708	09/08/2014
13-058-4010-26(00)	SOUTH CENTRAL CUSD 401	KINMUNDY	\$36,442	09/24/2014
13-095-0010-04(00)	OAKDALE C C SCHOOL DISTRICT	OAKDALE	\$2,331	09/29/2014
13-095-0100-26(00)	WEST WASHINGTON CCUSD 10	OKAWVILLE	\$17,825	09/02/2014
16-019-4240-26(00)	GENOA KINGSTON CUSD 424	GENOA	\$28,344	09/11/2014
16-019-4280-26(00)	DEKALB CUSD 428	DE KALB	\$201,609	09/03/2014
16-019-4290-26(00)	HINCKLEY BIG ROCK CUSD 429	HINCKLEY	\$23,813	09/03/2014
16-019-4320-26(00)	SOMONAUK CUSD 432	SOMONAUK	\$19,543	09/08/2014
17-020-0150-26(00)	CLINTON CUSD 15	CLINTON	\$92,859	09/24/2014
17-053-006J-26(00)	TRI- POINT CUSD 6-J	KEMPTON	\$22,164	09/05/2014
17-053-0080-26(00)	PRAIRIE CENTRAL CUSD 8	FAIRBURY	\$73,191	09/08/2014
17-053-0740-27(00)	FLANAGAN-CORNELL UNIT DIST 74	FLANAGAN	\$12,039	09/08/2014
17-053-0900-17(00)	PONTIAC TWP HSD 90	PONTIAC	\$16,599	09/09/2014
17-053-2300-17(00)	DWIGHT TWP HSD 230	DWIGHT	\$5,795	09/08/2014

ILLINOIS STATE BOARD OF EDUCATION
FUNDING AND DISBURSEMENT SERVICES DIVISION
100 NORTH FIRST STREET, SPRINGFIELD, IL 62777

Approved Grants Less Than 1 Million

Thru Date:(09/01/2014-09/30/2014)

17-053-2320-02(00)	DWIGHT COMMON SD 232	DWIGHT	\$27,717	09/08/2014
17-053-4250-04(00)	ROOKS CREEK CCSD 425	GRAYMONT	\$1,802	09/08/2014
17-053-4290-04(00)	PONTIAC CCSD 429	PONTIAC	\$68,172	09/11/2014
17-053-4380-04(00)	SAUNEMIN CCSD 438	SAUNEMIN	\$8,509	09/09/2014
17-064-0050-26(00)	MCLEAN COUNTY UD 5	NORMAL	\$276,292	09/15/2014
17-064-0070-26(00)	LEXINGTON CUSD 7	LEXINGTON	\$16,921	09/22/2014
17-064-0160-26(00)	OLYMPIA CUSD 16	STANFORD	\$64,989	09/16/2014
17-064-0190-26(00)	RIDGEVIEW CUSD 19	COLFAX	\$29,381	09/26/2014
19-022-0040-02(00)	COUNTY OF DUPAGE SCHOOL DIST 4	ADDISON	\$56,072	09/25/2014
19-022-0100-02(00)	ITASCA PUBLIC SCHOOLS DIST 10	ITASCA	\$36,535	09/23/2014
19-022-0120-02(00)	ROSELLE SD 12	ROSELLE	\$32,725	09/26/2014
19-022-0150-02(00)	MARQUARDT SD 15	GLENDALE HTS	\$97,162	09/16/2014
19-022-0340-02(00)	WINFIELD SD34		\$12,164	09/11/2014
19-022-0440-02(00)	LOMBARD SD 44	LOMBARD	\$143,581	09/03/2014
19-022-0630-02(00)	COUNTY OF DUPAGE	DARIEN	\$14,169	09/25/2014
19-022-0890-04(00)	COMMUNITY CONS SCH DIST 89	GLEN ELLYN	\$72,515	09/04/2014
19-022-1080-16(00)	LAKE PARK CHSD 108	ROSELLE	\$43,465	09/10/2014
19-022-2020-26(00)	LISLE CUSD 202	LISLE	\$88,277	09/11/2014
19-022-2030-26(00)	COMMUNITY UNIT DISTRICT 203	NAPERVILLE	\$277,369	09/15/2014
19-022-2040-26(00)	INDIAN PRAIRIE 204	NAPERVILLE	\$286,996	09/17/2014
20-035-0010-26(00)	HARDIN CNTY CUD 1	ELIZABETHTOW	\$53,840	09/08/2014
20-083-0030-26(00)	HARRISBURG CUSD 3	HARRISBURG	\$127,661	09/24/2014
20-083-0040-26(00)	ELDORADO CUSD 4	ELDORADO	\$85,763	09/08/2014
21-028-1150-04(00)	EWING NORTHERN CCSD 115	EWING	\$13,716	09/24/2014
21-100-0020-26(00)	MARION CUSD 2	MARION	\$221,749	09/08/2014
22-029-0030-26(00)	FULTON COUNTY CUSD 3	CUBA	\$27,924	09/08/2014
22-029-0040-26(00)	SPOON RIVER VALLEY CUSD 4	LONDON MILLS	\$28,814	09/25/2014
24-032-1010-16(00)	MORRIS CHSD 101	MORRIS	\$25,999	09/12/2014
24-032-2010-04(00)	MINOOKA CCSD 201	MINOOKA	\$20,112	09/08/2014
24-047-0660-04(00)	NEWARK CCSD 66	NEWARK	\$5,733	09/25/2014
24-047-0900-04(00)	LISBON CCSD 90	NEWARK	\$2,756	09/09/2014
25-041-0020-04(00)	JEFFERSON COUNTY OF	DIX	\$12,482	09/08/2014
26-034-3170-04(00)	CARTHAGE ELEMENTARY DISTRICT 317	CARTHAGE	\$12,409	09/12/2014
26-034-3250-26(00)	NAUVOO-COLUSA CUSD 325	NAUVOO	\$9,102	09/12/2014
26-034-3270-04(00)	DALLAS ELEMENTARY SCHOOL	DALLAS CITY	\$7,200	09/09/2014
26-034-3470-04(00)	LA HARPE COMMUNITY SCHOOL	LA HARPE	\$12,444	09/16/2014
26-062-1850-26(00)	MACOMB CUSD 185	MACOMB	\$79,329	09/25/2014
27-094-3040-26(00)	UNITED CUSD 304	MONMOUTH	\$48,525	09/29/2014
28-006-0990-04(00)	SPRING VALLEY CCSD 99	SPRING VALLEY	\$24,804	09/08/2014
28-006-3030-26(00)	LAMOILLE CUSD 303	LA MOILLE	\$14,508	09/26/2014
28-006-3400-26(00)	BUREAU VALLEY CUSD 340	MANILUS	\$44,327	09/17/2014
28-037-1900-02(00)	COLONA SD 190	COLONA	\$38,384	09/02/2014
28-037-2230-26(00)	ORION CUSD 223	ORION	\$23,838	09/02/2014
28-037-2260-26(00)	ANNAWAN CUSD 226	ANNAWAN	\$13,971	09/18/2014
28-037-2280-26(00)	GENESE0 CUSD 228	GENESE0	\$62,488	09/09/2014
28-037-2290-26(00)	KEWANEE CUSD 229	KEWANEE	\$105,296	09/18/2014
32-038-0060-26(00)	CISSNA PARK CUSD 6	CISSNA PARK	\$9,687	09/08/2014
32-038-0090-26(00)	IROQUOIS COUNTY CUSD 9	WATSEKA	\$53,083	09/23/2014
32-038-0100-26(00)	IROQUOIS WEST CUSD 10	GILMAN	\$38,875	09/24/2014

**ILLINOIS STATE BOARD OF EDUCATION
FUNDING AND DISBURSEMENT SERVICES DIVISION
100 NORTH FIRST STREET, SPRINGFIELD, IL 62777**

Approved Grants Less Than 1 Million

Thru Date:(09/01/2014-09/30/2014)

32-046-0010-26(00)	MOMENCE COMM UNIT SCH DIST 1	MOMENCE	\$82,585	09/18/2014
32-046-0060-26(00)	GRANT PARK CUSD 6	GRANT PARK	\$11,561	09/08/2014
32-046-0610-02(00)	BRADLEY SD 61	BRADLEY	\$52,994	09/08/2014
32-046-2590-04(00)	PEMBROKE CCSD 259	HOPKINS PARK	\$93,233	09/23/2014
33-048-2760-26(00)	ABINGDON-AVON CUSD 276	ABINGDON	\$28,864	09/02/2014
34-049-0330-02(00)	EMMONS SD 33	ANTIOCH	\$6,783	09/08/2014
34-049-0410-04(00)	LAKE VILLA CCSD 41	LAKE VILLA	\$63,929	09/04/2014
34-049-0560-02(00)	GURNEE SD 56	GURNEE	\$54,388	09/10/2014
34-049-0790-02(00)	FREMONT SD 79	MUNDELEIN	\$26,741	09/10/2014
34-049-1020-04(00)	APTAKISIC-TRIPP CCSD 102	BUFFALO GROV	\$35,640	09/26/2014
34-049-1240-16(00)	GRANT CHSD 124	FOX LAKE	\$20,033	09/15/2014
34-049-9000-90(00)	PRAIRIE CROSSING CHARTER SCHOOL	GRAYSLAKE	\$1,087	09/17/2014
35-050-0790-04(00)	SCHOOL DISTRICT 79	TONICA	\$9,128	09/11/2014
35-050-1250-02(00)	OGLESBY ESD 125	OGLESBY	\$20,570	09/02/2014
35-050-1400-17(00)	OTTAWA THSD 140	OTTAWA	\$33,895	09/02/2014
35-050-1600-17(00)	SENECA TWP HSD 160	SENECA	\$7,939	09/16/2014
38-054-0210-26(00)	HARTSBURG EMDEN CUSD 21	HARTSBURG	\$17,000	09/16/2014
38-060-1910-26(00)	MIDWEST CENTRAL CUD 191	MANITO	\$54,942	09/08/2014
39-055-0090-26(00)	SANGAMON VALLEY CUSD 9	NIANTIC	\$23,282	09/25/2014
39-055-0110-26(00)	WARRENSBURG-LATHAM CUSD 11	WARRENSBURG	\$16,383	09/29/2014
39-074-0050-26(00)	BEMENT CUSD 5	BEMENT	\$25,178	09/16/2014
39-074-0250-26(00)	MONTICELLO CU 25	MONTICELLO	\$22,844	09/29/2014
40-007-0400-26(00)	CALHOUN CUSD 40	HARDIN	\$12,468	09/09/2014
40-031-0010-26(00)	CARROLLTON CUSD 1	CARROLLTON	\$30,059	09/02/2014
40-056-0080-26(00)	BUNKER HILL CUSD 8	BUNKER HILL	\$32,270	09/02/2014
41-057-0110-26(00)	ALTON CUSD 11	ALTON	\$452,013	09/11/2014
43-059-0070-26(00)	MIDLAND CUSD 7	VARNA	\$15,533	09/19/2014
43-102-0020-04(00)	RIVERVIEW CCSD 2	EAST PEORIA	\$9,472	09/17/2014
43-102-0690-02(00)	GERMANTOWN HILLS SD 69	GERMANTOWN H	\$12,498	09/18/2014
44-063-0470-04(00)	CRYSTAL LAKE CCSD 47	CRYSTAL LAKE	\$134,751	09/10/2014
45-067-0050-26(00)	WATERLOO CUSD 5	WATERLOO	\$67,888	09/29/2014
45-079-1320-26(00)	RED BUD CUSD 132	RED BUD	\$49,653	09/25/2014
45-079-1380-26(00)	STEELEVILLE CUSD 138	STEELEVILLE	\$13,168	09/24/2014
45-079-1400-26(00)	SPARTA CUSD 140	SPARTA	\$84,502	09/24/2014
46-000-0000-00(00)	REGIONAL OFFICE OF EDUCATION46	JACKSONVILLE	\$1,881	09/16/2014
46-009-2620-26(00)	A-C CENTRAL CUSD 262	ASHLAND	\$22,595	09/02/2014
47-071-2210-26(00)	FORRESTVILLE VALLEY CUSD 221	FORRESTON	\$39,333	09/25/2014
47-071-2260-26(00)	BYRON COMMUNITY UNIT SD 226	BYRON	\$28,217	09/25/2014
47-071-2310-04(00)	ROCHELLE CCD 231	ROCHELLE	\$64,349	09/26/2014
47-071-2690-04(00)	ESWOOD CCD 269	LINDENWOOD	\$4,643	09/25/2014
48-072-0620-02(00)	PLEASANT VALLEY SD 62	PEORIA	\$31,327	09/08/2014
48-072-0660-02(00)	BARTONVILLE SD 66	BARTONVILLE	\$16,066	09/11/2014
48-072-3090-26(00)	BRIMFIELD CUSD 309	BRIMFIELD	\$15,594	09/08/2014
48-072-3220-26(00)	ELMWOOD CUSD 322	ELMWOOD	\$25,718	09/24/2014
48-072-3230-26(00)	DUNLAP CUSD 323	PEORIA	\$43,836	09/26/2014
48-072-3280-03(00)	HOLLIS CSD 328	PEORIA	\$3,275	09/17/2014
49-081-0410-25(00)	ROCK ISLAND SD 41	ROCK ISLAND	\$481,363	09/03/2014
49-081-1000-26(00)	RIVERDALE CUSD 100	PORT BYRON	\$33,838	09/08/2014
49-081-2000-26(00)	SCHOOL DISTRICT 200 SHERRARD COM	SHERRARD	\$47,611	09/25/2014

**ILLINOIS STATE BOARD OF EDUCATION
FUNDING AND DISBURSEMENT SERVICES DIVISION
100 NORTH FIRST STREET, SPRINGFIELD, IL 62777**

Approved Grants Less Than 1 Million

Thru Date:(09/01/2014-09/30/2014)

49-081-3000-26(00)	ROCKRIDGE CUSD 300	TAYLOR RIDGE	\$53,034	09/03/2014
50-082-0400-26(00)	MARISSA CUSD 40	MARISSA	\$54,765	09/25/2014
50-082-0770-16(00)	FREEBURG CHSD 77	FREEBURG	\$8,242	09/03/2014
50-082-1100-04(00)	COUNTY OF ST CLAIR	FAIRVIEW HEIGH	\$20,619	09/08/2014
50-082-1150-02(00)	WHITESIDE SD 115	BELLEVILLE	\$39,425	09/25/2014
50-082-1300-04(00)	COUNTY OF ST CLAIR SD 130	SMITHTON	\$12,905	09/11/2014
50-082-1810-02(00)	SIGNAL HILL SD 181	BELLEVILLE	\$7,946	09/08/2014
50-082-1870-26(00)	CAHOKIA CUSD 187	CAHOKIA	\$318,035	09/09/2014
50-082-2030-17(00)	OFALLON TWP HSD 203	OFALLON	\$32,509	09/11/2014
51-084-003A-26(00)	ROCHESTER CUSD 3A	ROCHESTER	\$31,373	09/09/2014
51-084-0100-26(00)	AUBURN CUSD 10	AUBURN	\$8,400	09/08/2014
51-084-0150-26(00)	WILLIAMSVILLE CUSD 15	WILLIAMSVILLE	\$21,127	09/25/2014
53-090-0760-02(00)	CREVE COEUR SD 76	CREVE COEUR	\$35,058	09/25/2014
53-090-0860-02(00)	EAST PEORIA SD 86	EAST PEORIA	\$82,053	09/16/2014
53-090-1370-02(00)	SOUTH PEKIN SD 137	SOUTH PEKIN	\$8,790	09/08/2014
53-090-6060-04(00)	SPRING LAKE CCSD 606	MANITO	\$1,872	09/16/2014
53-090-7030-26(00)	DELAVAN CUSD 703	DELAVAN	\$14,989	09/03/2014
54-092-0010-26(00)	BISMARCK CUSD 1	BISMARCK	\$21,354	09/05/2014
54-092-0040-26(00)	GEORGETOWN-RIDGE FARM CUSD 4	GEORGETOWN	\$59,000	09/19/2014
54-092-0050-26(00)	CATLIN CUSD 5	CATLIN	\$11,824	09/08/2014
55-098-0020-26(00)	RIVER BEND CUSD 2	FULTON	\$32,419	09/03/2014
55-098-0030-26(00)	PROPHETSTOWN-LYNDON CUSD 3	PROPHETSTOW	\$31,796	09/29/2014
55-098-0060-26(00)	MORRISON COMMUNITY UNIT SD 6	MORRISON	\$29,671	09/10/2014
55-098-0200-02(00)	EAST COLOMA-NELSON CONS ELEM	ROCK FALLS	\$11,626	09/09/2014
55-098-3010-17(00)	WHITESIDE COUNTY SCHL DIST 301	ROCK FALLS	\$28,827	09/26/2014
56-099-0170-02(00)	CHANNAHON SD 17	CHANNAHON	\$17,385	09/16/2014
56-099-030C-04(00)	TROY CCSD 30C	PLAINFIELD	\$56,964	09/02/2014
56-099-0810-02(00)	UNION SD 81	JOLIET	\$7,159	09/09/2014
56-099-0860-05(00)	JOLIET PUBLIC SCH DIST 86	JOLIET	\$804,990	09/29/2014
56-099-0880-02(00)	COUNTY OF WILL SCHOOL DIST 88	CREST HILL	\$11,866	09/08/2014
56-099-1140-02(00)	MANHATTAN SD 114	MANHATTAN	\$21,682	09/16/2014
56-099-1220-02(00)	NEW LENOX SD 122	NEW LENOX	\$73,911	09/02/2014
56-099-1610-02(00)	SUMMIT HILL SD 161	FRANKFORT	\$60,625	09/29/2014
56-099-2040-17(00)	JOLIET TWP HSD 204	JOLIET	\$216,990	09/24/2014
			\$11,761,710	

Program: 2015 - 4935, Title II - Teacher Quality - Leadership Grant

<u>RCDT</u>	<u>District Name</u>	<u>City</u>	<u>Budget Amt</u>	<u>Approval Date</u>
03-000-0000-00(02)	REGIONAL OFFICE OF EDUCATION03	VANDALIA	\$2,793	09/24/2014
07-000-0000-00(02)	INTERMEDIATE SERVICE CENTER 4	CHICAGO HTS	\$60,842	09/24/2014
11-000-0000-00(02)	REGIONAL OFFICE OF EDUCATION11	CHARLESTON	\$5,581	09/24/2014
13-000-0000-00(02)	REGIONAL OFFICE OF EDUCATION13	CARLYLE	\$3,327	09/23/2014
13-058-5010-26(00)	SANDOVAL CUSD 501	SANDOVAL	\$220,000	09/03/2014
17-000-0000-00(02)	REGIONAL OFFICE OF EDUCATION17	BLOOMINGTON	\$8,550	09/24/2014
22-000-0000-00(02)	REGIONAL OFFICE OF EDUCATION22	LEWISTOWN	\$1,330	09/23/2014
28-000-0000-00(02)	REGIONAL OFFICE OF EDUCATION28	ATKINSON	\$2,793	09/23/2014
32-000-0000-00(02)	REGIONAL OFFICE OF EDUCATION32	KANKAKEE	\$5,615	09/22/2014
33-000-0000-00(02)	REGIONAL OFFICE OF EDUCATION33	GALESBURG	\$1,806	09/23/2014
34-000-0000-00(02)	REGIONAL OFFICE OF EDUCATION34	GRAYSLAKE	\$27,666	09/23/2014

ILLINOIS STATE BOARD OF EDUCATION
 FUNDING AND DISBURSEMENT SERVICES DIVISION
 100 NORTH FIRST STREET, SPRINGFIELD, IL 62777

Approved Grants Less Than 1 Million

Thru Date:(09/01/2014-09/30/2014)

50-000-0000-00(02)	REGIONAL OFFICE OF EDUCATION50	BELLEVILLE	\$8,000	09/24/2014
53-000-0000-00(02)	REGIONAL OFFICE OF EDUCATION53	PEKIN	\$4,600	09/25/2014
55-000-0000-00(02)	REGIONAL OFFICE OF EDUCATION55	STERLING	\$2,136	09/24/2014
56-000-0000-00(02)	REGIONAL OFFICE OF EDUCATION56	NEW LENOX	\$23,067	09/23/2014
			\$378,106	

Program: 2015 - 4999, Other Federal Programs

<u>RCDT</u>	<u>District Name</u>	<u>City</u>	<u>Budget Amt</u>	<u>Approval Date</u>
15-016-2990-25(IB)	CITY OF CHICAGO SD 299	CHICAGO	\$244,620	09/11/2014
65-108-1410-51(RI)	JEWISH FEDRN OF METRO CHICAGO	CHICAGO	\$18,000	09/08/2014
			\$262,620	