




ILLINOIS STATE BOARD OF EDUCATION MEETING
September 17-18, 2014

TO: Illinois State Board of Education

FROM: Christopher A. Koch, Ed.D., State Superintendent of Education 
Robert Wolfe, Chief Financial Officer 
Donald W. Evans, Chief Operating Officer 

Agenda Topic: Information Item: SBE Fiscal & Administrative Monthly Reports

Materials: Appropriation and Spending by Program – FY14 and FY15
Financial Status Report (contract & grant detail) – FY14 and FY15
Comparative Statement of Expenditures – FY14 and FY15
Monthly Headcount Graph, Staff Detail, 10-yr Headcount History Graph
Contract & Grant Awards Under \$1 million - FY14 and FY15

Purpose of Agenda Item

To provide the Board standard reports with key information on fiscal and administrative activities of the state Agency.

Relationship to/Implications for the State Board's Strategic Plan

Not applicable – informational purposes only.

Expected Outcome(s) of Agenda Item

Not applicable – informational purposes only.

Background Information

In June 2002, the State Board adopted bylaws outlining a new committee structure under which fiscal, audit and operations issues will be handled by the Finance and Audit Committee. The Superintendent requested that the Agency organize and standardize the financial and Headcount data provided to the Board for their future policy work and decision making.

Currently, the following reports are provided:

1. Budget (annually in January)
2. Appropriation and Expenditure (monthly)
3. Financial Status Report – Contract/Grant Detail (monthly)
4. Contract & Grant Awards Under \$1 Million (monthly)
5. Comparative Statement of Expenditures (monthly)
6. Headcount Reports (monthly)
Headcount History Graph, Staff Detail by Division, & Monthly Headcount Graph

Analysis and Implications for Policy, Budget, Legislative Action and Communications

The monthly or Quarterly Fiscal and Headcount Reports were first provided to the Board in August 2002. These reports provide information regarding staffing and funding as well as details of contracts over \$50,000 and grants the Agency is processing.

At the request of the Board at the December 2011 meeting, a Contract & Grant Award Report under \$1 million has been added to the SBE Fiscal & Administrative Monthly Reports package.

Superintendent's Recommendation

None needed.

Next Steps

Continue to provide these reports pursuant to schedule above.

Illinois State Board of Education
2014 Appropriation & Spending by Program 07/01/2013 thru 8/31/2014

(Dollars in Thousands)

Initiatives	Appropriation			YTD Expenditures		
	Total	Grants	Admin	Total	Grants	Admin
STATE						
Distributive Grants	<u>\$6,195,046.6</u>	<u>\$6,195,046.6</u>	<u>\$0.0</u>	<u>\$6,189,226.1</u>	<u>\$6,189,226.1</u>	<u>\$0.0</u>
General State Aid	\$4,442,198.3	\$4,442,198.3	\$0.0	\$4,442,198.3	\$4,442,198.3	\$0.0
District Consolidation Cost	\$2,900.0	\$2,900.0	\$0.0	\$2,853.4	\$2,853.4	\$0.0
Mandated Categoricals	<u>\$1,749,948.3</u>	<u>\$1,749,948.3</u>	<u>\$0.0</u>	<u>\$1,744,174.5</u>	<u>\$1,744,174.5</u>	<u>\$0.0</u>
Illinois Free Lunch/Breakfast	\$14,300.0	\$14,300.0	\$0.0	\$14,300.0	\$14,300.0	\$0.0
Orphanage Tuition 18-3 (Reg Ed)	\$12,000.0	\$12,000.0	\$0.0	\$11,160.0	\$11,160.0	\$0.0
Sp-Ed - Extraordinary Services	\$303,091.7	\$303,091.7	\$0.0	\$303,091.7	\$303,091.7	\$0.0
Sp-Ed - Orphanage Tuition 14-7.03	\$105,000.0	\$105,000.0	\$0.0	\$100,066.2	\$100,066.2	\$0.0
Sp-Ed - Personnel Reimbursement	\$439,061.8	\$439,061.8	\$0.0	\$439,061.7	\$439,061.7	\$0.0
Sp-Ed - Private Tuition	\$218,947.7	\$218,947.7	\$0.0	\$218,947.7	\$218,947.7	\$0.0
Sp-Ed - Summer School	\$10,100.0	\$10,100.0	\$0.0	\$10,100.0	\$10,100.0	\$0.0
Sp-Ed - Transportation	\$440,500.0	\$440,500.0	\$0.0	\$440,500.0	\$440,500.0	\$0.0
Transportation - Regular/Vocational	\$206,947.1	\$206,947.1	\$0.0	\$206,947.1	\$206,947.1	\$0.0
Standards - Assessment & Accountability	<u>\$27,400.0</u>	<u>\$0.0</u>	<u>\$27,400.0</u>	<u>\$27,376.5</u>	<u>\$0.0</u>	<u>\$27,376.5</u>
Assessments	\$27,400.0	\$0.0	\$27,400.0	\$27,376.5	\$0.0	\$27,376.5
Standards, Materials, Training for Teachers	\$0.0	\$0.0	\$0.0	\$0.0	\$0.0	\$0.0
Growth Model	\$0.0	\$0.0	\$0.0	\$0.0	\$0.0	\$0.0
System of Support	\$0.0	\$0.0	\$0.0	\$0.0	\$0.0	\$0.0
Ensuring Quality Ed Personnel	<u>\$2,000.0</u>	<u>\$2,000.0</u>	<u>\$0.0</u>	<u>\$2,000.0</u>	<u>\$2,000.0</u>	<u>\$0.0</u>
National Board Certification	\$1,000.0	\$1,000.0	\$0.0	\$1,000.0	\$1,000.0	\$0.0
Principal Mentoring Program	\$0.0	\$0.0	\$0.0	\$0.0	\$0.0	\$0.0
Teach for America	\$1,000.0	\$1,000.0	\$0.0	\$1,000.0	\$1,000.0	\$0.0
Teacher and Admin. Mentoring Program	\$0.0	\$0.0	\$0.0	\$0.0	\$0.0	\$0.0
Early Childhood	<u>\$300,192.4</u>	<u>\$296,462.4</u>	<u>\$3,730.0</u>	<u>\$299,833.8</u>	<u>\$296,310.9</u>	<u>\$3,522.9</u>
Academic Difficulty	<u>\$81,181.2</u>	<u>\$79,381.2</u>	<u>\$1,800.0</u>	<u>\$81,165.9</u>	<u>\$79,379.0</u>	<u>\$1,786.9</u>
Alternative Learning/Regional Safe Schools	\$6,300.0	\$6,300.0	\$0.0	\$6,300.0	\$6,300.0	\$0.0
Bilingual Education	\$63,381.2	\$61,581.2	\$1,800.0	\$63,367.7	\$61,580.8	\$1,786.9
Truant Alternative Optional Education	\$11,500.0	\$11,500.0	\$0.0	\$11,498.2	\$11,498.2	\$0.0
Learning Technologies	<u>\$2,500.0</u>	<u>\$1,257.6</u>	<u>\$1,242.4</u>	<u>\$2,483.8</u>	<u>\$1,257.6</u>	<u>\$1,226.3</u>
Technology for Success	\$2,500.0	\$1,257.6	\$1,242.4	\$2,483.8	\$1,257.6	\$1,226.3
Career Preparation	<u>\$39,312.1</u>	<u>\$39,312.1</u>	<u>\$0.0</u>	<u>\$39,311.6</u>	<u>\$39,311.6</u>	<u>\$0.0</u>
Agricultural Education	\$1,250.0	\$1,250.0	\$0.0	\$1,249.5	\$1,249.5	\$0.0

Career and Technical Education	\$38,062.1	\$38,062.1	\$0.0	\$38,062.1	\$38,062.1	\$0.0
Strategic Plan	\$0.0	\$0.0	\$0.0	\$0.0	\$0.0	\$0.0
Strategic Plan	\$0.0	\$0.0	\$0.0	\$0.0	\$0.0	\$0.0
Administration	\$23,180.9	\$0.0	\$23,180.9	\$23,139.1	\$0.0	\$23,139.1
Targeted Initiatives	\$16,567.2	\$14,290.9	\$2,276.3	\$16,361.6	\$14,290.9	\$2,070.7
Advanced Placement Classes	\$500.0	\$500.0	\$0.0	\$500.0	\$500.0	\$0.0
After School Matters	\$2,000.0	\$2,000.0	\$0.0	\$2,000.0	\$2,000.0	\$0.0
Arts and Foreign Language	\$0.0	\$0.0	\$0.0	\$0.0	\$0.0	\$0.0
Autism Project	\$100.0	\$100.0	\$0.0	\$100.0	\$100.0	\$0.0
Blind & Dyslexic	\$816.6	\$816.6	\$0.0	\$816.6	\$816.6	\$0.0
Childrens Mental Health Partnership	\$300.0	\$300.0	\$0.0	\$300.0	\$300.0	\$0.0
Community Residential Services Authority	\$592.3	\$0.0	\$592.3	\$534.2	\$0.0	\$534.2
East St. Louis School District 189	\$3,000.0	\$3,000.0	\$0.0	\$3,000.0	\$3,000.0	\$0.0
Educator Misconduct Investigations	\$184.0	\$0.0	\$184.0	\$36.5	\$0.0	\$36.5
IL Coalition Immigrant/Refugee Parent Mentor	\$1,000.0	\$1,000.0	\$0.0	\$1,000.0	\$1,000.0	\$0.0
Lowest Performing Schools	\$1,002.8	\$1,002.8	\$0.0	\$1,002.8	\$1,002.8	\$0.0
Materials Center for the Visually Impaired	\$1,421.1	\$1,421.1	\$0.0	\$1,421.1	\$1,421.1	\$0.0
Philip J. Rock Center & School	\$3,577.8	\$3,577.8	\$0.0	\$3,577.8	\$3,577.8	\$0.0
Tax Equivalent Grants	\$222.6	\$222.6	\$0.0	\$222.6	\$222.6	\$0.0
Emergency Financial Assistance Fund	\$1,500.0	\$0.0	\$1,500.0	\$1,500.0	\$0.0	\$1,500.0
Targeted Initiatives	\$350.0	\$350.0	\$0.0	\$350.0	\$350.0	\$0.0
NON STATE						
Regional Services	\$14,695.0	\$14,695.0	\$0.0	\$13,635.7	\$13,635.7	\$0.0
ROE - Bus Driver Training	\$70.0	\$70.0	\$0.0	\$70.0	\$70.0	\$0.0
ROE - Salaries	\$12,400.0	\$12,400.0	\$0.0	\$11,343.2	\$11,343.2	\$0.0
ROE - School Services	\$2,225.0	\$2,225.0	\$0.0	\$2,222.5	\$2,222.5	\$0.0
School Infrastructure Fund	\$600.0	\$0.0	\$600.0	\$212.4	\$0.0	\$212.4
School Infrastructure (Debt Admin)	\$600.0	\$0.0	\$600.0	\$212.4	\$0.0	\$212.4
Driver Education	\$15,000.0	\$15,000.0	\$0.0	\$15,000.0	\$15,000.0	\$0.0
Career Prep	\$550.0	\$550.0	\$0.0	\$550.0	\$550.0	\$0.0
Agricultural Education - Downstate Transit	\$550.0	\$550.0	\$0.0	\$550.0	\$550.0	\$0.0
Other Funds	\$138,354.0	\$115,710.1	\$22,643.9	\$58,596.9	\$52,703.9	\$5,893.0
After School Rescue Fund	\$200.0	\$200.0	\$0.0	\$0.0	\$0.0	\$0.0
Capital Development Fund-Sch Const.	\$25,000.0	\$25,000.0	\$0.0	\$0.0	\$0.0	\$0.0
Charter Schools Revolving Loan Fund	\$20.0	\$20.0	\$0.0	\$0.0	\$0.0	\$0.0
Emergency Financial Assistance Fund	\$16,140.0	\$16,140.0	\$0.0	\$1,434.2	\$1,434.2	\$0.0
Indirect Costs	\$7,015.2	\$500.0	\$6,515.2	\$3,137.8	\$407.3	\$2,730.5
ISBE - Special Purpose Trust Fund	\$8,484.8	\$165.0	\$8,319.8	\$173.5	\$165.0	\$8.5
ISBE Teacher Certificate Institute Fund	\$2,208.9	\$0.0	\$2,208.9	\$0.0	\$0.0	\$0.0

School Construction Maintenance Fund	\$67,285.1	\$67,285.1	\$0.0	\$46,784.0	\$46,784.0	\$0.0
School Technology Revolving Loan	\$5,000.0	\$5,000.0	\$0.0	\$3,514.6	\$3,514.6	\$0.0
State Charter School Commission	\$600.0	\$0.0	\$600.0	\$550.1	\$0.0	\$550.1
Teacher Certification Fee Revolving Fund	\$5,000.0	\$0.0	\$5,000.0	\$2,603.9	\$0.0	\$2,603.9
Technology Immersion - Build IL Bond Fund	\$0.0	\$0.0	\$0.0	\$0.0	\$0.0	\$0.0
Temporary Relocation Revolving Fund	\$1,400.0	\$1,400.0	\$0.0	\$398.8	\$398.8	\$0.0

FEDERAL

Federal Funds	<u>\$3,007,410.5</u>	<u>\$2,843,741.6</u>	<u>\$163,668.9</u>	<u>\$2,235,529.6</u>	<u>\$2,178,378.9</u>	<u>\$57,150.7</u>
Advanced Placement Fee Payment	\$3,099.1	\$3,000.0	\$99.1	\$2,191.7	\$2,191.7	\$0.0
ARRA - Education Jobs Fund	\$0.0	\$0.0	\$0.0	\$0.0	\$0.0	\$0.0
ARRA - Longitudinal Data Systems	\$10,000.0	\$0.0	\$10,000.0	\$1,513.3	\$0.0	\$1,513.3
ARRA - Race to the Top	\$42,800.0	\$15,672.0	\$27,128.0	\$11,062.3	\$7,740.6	\$3,321.7
ARRA - Title I	\$31,732.0	\$31,732.0	\$0.0	\$0.0	\$0.0	\$0.0
ARRA - Titel I School Improvement (1003G)	\$41,668.0	\$41,668.0	\$0.0	\$33,163.2	\$33,163.2	\$0.0
ARRA - Title II Technology	\$0.0	\$0.0	\$0.0	\$0.0	\$0.0	\$0.0
Career & Technical Education	\$56,919.4	\$55,000.0	\$1,919.4	\$40,647.6	\$39,965.8	\$681.8
Career & Technical Education - Technical Prep	\$21.0	\$0.0	\$21.0	\$0.0	\$0.0	\$0.0
Charter Schools	\$9,000.0	\$9,000.0	\$0.0	\$0.0	\$0.0	\$0.0
Child Nutrition	\$737,015.2	\$725,000.0	\$12,015.2	\$720,100.8	\$713,220.7	\$6,880.1
Early Learning Challenge	\$27,640.5	\$511.5	\$27,128.9	\$1,013.7	\$511.5	\$502.1
Early Learning Challenge - DCFS	\$200.0	\$0.0	\$200.0	\$95.4	\$0.0	\$95.4
Early Learning Challenge - DHS	\$7,159.5	\$0.0	\$7,159.5	\$6,210.1	\$0.0	\$6,210.1
IDEA - Deaf Blind, Part C	\$500.0	\$500.0	\$0.0	\$329.0	\$329.0	\$0.0
IDEA - Improvement Plan	\$5,045.3	\$4,350.0	\$695.3	\$2,004.8	\$1,784.4	\$220.4
IDEA - Pre-School	\$25,898.5	\$25,000.0	\$898.5	\$16,586.8	\$16,127.5	\$459.3
Illinois Purchase Care Review Board	\$455.6	\$0.0	\$455.6	\$222.8	\$0.0	\$222.8
Individuals with Disabilities Educ. Act, Pt. B	\$716,578.4	\$700,000.0	\$16,578.4	\$485,005.0	\$475,420.5	\$9,584.5
IDEA - Bellefaire JCB	\$0.0	\$0.0	\$0.0	\$0.0	\$0.0	\$0.0
Integration of Schools & Mental Health Systems	\$0.0	\$0.0	\$0.0	\$0.0	\$0.0	\$0.0
Learn and Serve America	\$50.0	\$0.0	\$50.0	\$0.0	\$0.0	\$0.0
Longitudinal Data System	\$5,200.0	\$58.0	\$5,142.0	\$2,839.9	\$0.0	\$2,839.9
Math & Science Partnerships	\$14,633.0	\$14,000.0	\$633.0	\$3,197.0	\$3,035.7	\$161.3
National Center for Education Statistics	\$485.8	\$0.0	\$485.8	\$161.2	\$0.0	\$161.2
ONPAR	\$0.0	\$0.0	\$0.0	\$0.0	\$0.0	\$0.0
Spanish Language Assesment-SALSA	\$919.1	\$0.0	\$919.1	\$753.7	\$0.0	\$753.7
School Health Programs	\$1,160.6	\$0.0	\$1,160.6	\$52.8	\$0.0	\$52.8
Special Congressional Initiatives	\$5,000.0	\$5,000.0	\$0.0	\$0.0	\$0.0	\$0.0
Striving Readers	\$0.0	\$0.0	\$0.0	\$0.0	\$0.0	\$0.0
Title I - Basic Programs	\$824,368.7	\$813,415.0	\$10,953.7	\$669,033.5	\$664,597.0	\$4,436.4
Title I - Comprehensive School Reform	\$35.5	\$0.0	\$35.5	\$0.0	\$0.0	\$0.0
Title I - Education of Migratory Children	\$4,897.9	\$4,787.8	\$110.1	\$2,156.6	\$2,111.3	\$45.4
Title I - Even Start Family Literacy Programs	\$817.3	\$768.3	\$49.0	\$0.0	\$0.0	\$0.0
Title I - Neglected and Delinquent	\$2,207.6	\$2,111.1	\$96.5	\$1,069.7	\$1,056.7	\$13.0
Title I - School Improvement	\$114,118.4	\$108,917.8	\$5,200.6	\$37,298.0	\$34,940.5	\$2,357.5
Title II - Enhance Ed through Technology	\$105.0	\$0.0	\$105.0	\$0.0	\$0.0	\$0.0
Title II - Quality Teachers	\$163,299.3	\$157,000.0	\$6,299.3	\$107,265.7	\$104,551.1	\$2,714.6

Title III - English Language Acquisition	\$47,596.1	\$45,250.0	\$2,346.1	\$26,437.5	\$25,595.2	\$842.3
Title IV - 21st Century Schools	\$76,371.6	\$74,000.0	\$2,371.6	\$49,709.4	\$48,343.8	\$1,365.7
Title IV - Safe & Drug Free Schools	\$10.0	\$0.0	\$10.0	\$0.0	\$0.0	\$0.0
Title VI - Rural & Low Income Programs	\$2,088.6	\$2,000.0	\$88.6	\$1,330.8	\$1,293.5	\$37.3
Title VI - State Assessment	\$22,861.2	\$0.0	\$22,861.2	\$11,568.3	\$0.0	\$11,568.3
Title X - McKinney Homeless Assistance	\$5,436.7	\$5,000.0	\$436.7	\$2,509.0	\$2,399.1	\$109.9
Transition to Teaching	\$15.6	\$0.0	\$15.6	\$0.0	\$0.0	\$0.0
TOTAL - ALL FUNDS:	\$9,863,989.9	\$9,617,447.4	\$246,542.5	\$9,004,423.0	\$8,882,044.5	\$122,378.4

Illinois State Board of Education

FY 2015 Appropriation & Spending by Program 07/01/2014 thru 8/31/2014

(Dollars in Thousands)

Initiatives	Appropriation			YTD Expenditures		
	Total	Grants	Admin	Total	Grants	Admin
STATE						
Distributive Grants	<u>\$6,081,946.2</u>	<u>\$6,081,946.2</u>	<u>\$0.0</u>	<u>\$412,070.9</u>	<u>\$412,070.9</u>	<u>\$0.0</u>
General State Aid	\$4,322,530.5	\$4,322,530.5	\$0.0	\$412,059.1	\$412,059.1	\$0.0
District Consolidation Cost	\$3,385.5	\$3,385.5	\$0.0	\$0.0	\$0.0	\$0.0
Mandated Categoryicals	<u>\$1,756,030.2</u>	<u>\$1,756,030.2</u>	<u>\$0.0</u>	<u>\$11.9</u>	<u>\$11.9</u>	<u>\$0.0</u>
Illinois Free Lunch/Breakfast	\$9,000.0	\$9,000.0	\$0.0	\$11.9	\$11.9	\$0.0
Orphanage Tuition 18-3 (Reg Ed)	\$12,000.0	\$12,000.0	\$0.0	\$0.0	\$0.0	\$0.0
Sp-Ed - Extraordinary Services	\$302,928.9	\$302,928.9	\$0.0	\$0.0	\$0.0	\$0.0
Sp-Ed - Orphanage Tuition 14-7.03	\$95,000.0	\$95,000.0	\$0.0	\$0.0	\$0.0	\$0.0
Sp-Ed - Personnel Reimbursement	\$440,500.0	\$440,500.0	\$0.0	\$0.0	\$0.0	\$0.0
Sp-Ed - Private Tuition	\$230,192.4	\$230,192.4	\$0.0	\$0.0	\$0.0	\$0.0
Sp-Ed - Summer School	\$10,100.0	\$10,100.0	\$0.0	\$0.0	\$0.0	\$0.0
Sp-Ed - Transportation	\$450,500.0	\$450,500.0	\$0.0	\$0.0	\$0.0	\$0.0
Transportation - Regular/Vocational	\$205,808.9	\$205,808.9	\$0.0	\$0.0	\$0.0	\$0.0
Standards - Assessment & Accountability	<u>\$44,600.0</u>	<u>\$0.0</u>	<u>\$44,600.0</u>	<u>\$804.8</u>	<u>\$0.0</u>	<u>\$804.8</u>
Assessments	\$44,600.0	\$0.0	\$44,600.0	\$804.8	\$0.0	\$804.8
Standards, Materials, Training for Teachers	\$0.0	\$0.0	\$0.0	\$0.0	\$0.0	\$0.0
Growth Model	\$0.0	\$0.0	\$0.0	\$0.0	\$0.0	\$0.0
System of Support	\$0.0	\$0.0	\$0.0	\$0.0	\$0.0	\$0.0
Ensuring Quality Ed Personnel	<u>\$2,000.0</u>	<u>\$2,000.0</u>	<u>\$0.0</u>	<u>\$0.0</u>	<u>\$0.0</u>	<u>\$0.0</u>
National Board Certification	\$1,000.0	\$1,000.0	\$0.0	\$0.0	\$0.0	\$0.0
Principal Mentoring Program	\$0.0	\$0.0	\$0.0	\$0.0	\$0.0	\$0.0
Teach for America	\$1,000.0	\$1,000.0	\$0.0	\$0.0	\$0.0	\$0.0
Teacher and Admin. Mentoring Program	\$0.0	\$0.0	\$0.0	\$0.0	\$0.0	\$0.0
Early Childhood	<u>\$300,192.4</u>	<u>\$295,813.4</u>	<u>\$4,379.0</u>	<u>\$31,522.5</u>	<u>\$31,431.4</u>	<u>\$91.1</u>
Academic Difficulty	<u>\$81,481.2</u>	<u>\$79,481.2</u>	<u>\$2,000.0</u>	<u>\$3,108.4</u>	<u>\$3,107.3</u>	<u>\$1.1</u>
Alternative Learning/Regional Safe Schools	\$6,300.0	\$6,300.0	\$0.0	\$25.3	\$25.3	\$0.0
Bilingual Education	\$63,681.2	\$61,681.2	\$2,000.0	\$1.1	\$0.0	\$1.1
Truant Alternative Optional Education	\$11,500.0	\$11,500.0	\$0.0	\$3,082.0	\$3,082.0	\$0.0

Initiatives	Appropriation			YTD Expenditures		
	Total	Grants	Admin	Total	Grants	Admin
Learning Technologies	<u>\$2,500.0</u>	<u>\$1,385.0</u>	<u>\$1,115.0</u>	<u>\$400.8</u>	<u>\$0.0</u>	<u>\$400.8</u>
Technology for Success	\$2,500.0	\$1,385.0	\$1,115.0	\$400.8	\$0.0	\$400.8
Career Preparation	<u>\$39,862.1</u>	<u>\$39,862.1</u>	<u>\$0.0</u>	<u>\$8,071.9</u>	<u>\$8,071.9</u>	<u>\$0.0</u>
Agricultural Education	\$1,800.0	\$1,800.0	\$0.0	\$284.8	\$284.8	\$0.0
Career and Technical Education	\$38,062.1	\$38,062.1	\$0.0	\$7,787.1	\$7,787.1	\$0.0
Strategic Plan	<u>\$0.0</u>	<u>\$0.0</u>	<u>\$0.0</u>	<u>\$0.0</u>	<u>\$0.0</u>	<u>\$0.0</u>
Strategic Plan	\$0.0	\$0.0	\$0.0	\$0.0	\$0.0	\$0.0
Administration	<u>\$23,180.9</u>	<u>\$0.0</u>	<u>\$23,180.9</u>	<u>\$3,509.0</u>	<u>\$0.0</u>	<u>\$3,509.0</u>
Targeted Initiatives	<u>\$16,417.2</u>	<u>\$15,540.9</u>	<u>\$876.3</u>	<u>\$408.9</u>	<u>\$335.3</u>	<u>\$73.6</u>
Advanced Placement Classes	\$500.0	\$500.0	\$0.0	\$35.3	\$35.3	\$0.0
After School Matters	\$2,500.0	\$2,500.0	\$0.0	\$0.0	\$0.0	\$0.0
Arts and Foreign Language	\$500.0	\$500.0	\$0.0	\$0.0	\$0.0	\$0.0
Autism Project	\$100.0	\$100.0	\$0.0	\$0.0	\$0.0	\$0.0
Blind & Dyslexic	\$816.6	\$816.6	\$0.0	\$0.0	\$0.0	\$0.0
Childrens Mental Health Partnership	\$300.0	\$300.0	\$0.0	\$0.0	\$0.0	\$0.0
Community Residential Services Authority	\$592.3	\$0.0	\$592.3	\$73.6	\$0.0	\$73.6
East St. Louis School District 189	\$0.0	\$0.0	\$0.0	\$0.0	\$0.0	\$0.0
Educator Misconduct Investigations	\$184.0	\$0.0	\$184.0	\$0.0	\$0.0	\$0.0
Southwest Organizing Project - Parent Mentoring	\$1,500.0	\$1,500.0	\$0.0	\$0.0	\$0.0	\$0.0
Lowest Performing Schools	\$1,002.8	\$902.8	\$100.0	\$0.0	\$0.0	\$0.0
Materials Center for the Visually Impaired	\$1,421.1	\$1,421.1	\$0.0	\$300.0	\$300.0	\$0.0
Philip J. Rock Center & School	\$3,577.8	\$3,577.8	\$0.0	\$0.0	\$0.0	\$0.0
Tax Equivalent Grants	\$222.6	\$222.6	\$0.0	\$0.0	\$0.0	\$0.0
Emergency Financial Assistance Fund	\$0.0	\$0.0	\$0.0	\$0.0	\$0.0	\$0.0
Targeted Initiatives	\$3,200.0	\$3,200.0	\$0.0	\$0.0	\$0.0	\$0.0
NON STATE						
Regional Services	<u>\$17,670.0</u>	<u>\$17,670.0</u>	<u>\$0.0</u>	<u>\$2,367.4</u>	<u>\$2,367.4</u>	<u>\$0.0</u>
ROE - Bus Driver Training	\$70.0	\$70.0	\$0.0	\$70.0	\$70.0	\$0.0
ROE - Salaries	\$12,650.0	\$12,650.0	\$0.0	\$1,936.9	\$1,936.9	\$0.0
ROE - School Services	\$4,950.0	\$4,950.0	\$0.0	\$360.5	\$360.5	\$0.0
School Infrastructure Fund	<u>\$40,600.0</u>	<u>\$40,000.0</u>	<u>\$600.0</u>	<u>\$24.2</u>	<u>\$0.0</u>	<u>\$24.2</u>
School Infrastructure (Admin)	\$600.0	\$0.0	\$600.0	\$24.2	\$0.0	\$24.2

Initiatives	Appropriation			YTD Expenditures		
	Total	Grants	Admin	Total	Grants	Admin
School Maintenance Projects	\$40,000.0	\$40,000.0	\$0.0	\$0.0	\$0.0	\$0.0
Driver Education	<u>\$17,900.0</u>	<u>\$17,900.0</u>	<u>\$0.0</u>	<u>\$0.0</u>	<u>\$0.0</u>	<u>\$0.0</u>
Career Prep	<u>\$0.0</u>	<u>\$0.0</u>	<u>\$0.0</u>	<u>\$0.0</u>	<u>\$0.0</u>	<u>\$0.0</u>
Agricultural Education - Downstate Transit	\$0.0	\$0.0	\$0.0	\$0.0	\$0.0	\$0.0
Other Funds	<u>\$289,875.5</u>	<u>\$266,566.6</u>	<u>\$23,308.9</u>	<u>\$831.5</u>	<u>\$10.2</u>	<u>\$821.3</u>
After School Rescue Fund	\$200.0	\$200.0	\$0.0	\$0.0	\$0.0	\$0.0
Capital Development Fund-Sch Const.	\$25,000.0	\$25,000.0	\$0.0	\$0.0	\$0.0	\$0.0
Charter Schools Revolving Loan Fund	\$20.0	\$20.0	\$0.0	\$0.0	\$0.0	\$0.0
District Intervention Funding	\$13,090.0	\$13,090.0	\$0.0	\$0.0	\$0.0	\$0.0
Emergency Financial Assistance Fund	\$1,500.0	\$1,500.0	\$0.0	\$10.2	\$10.2	\$0.0
Fund for the Advancement of Education	\$200,000.0	\$200,000.0	\$0.0	\$0.0	\$0.0	\$0.0
Indirect Costs	\$7,015.2	\$0.0	\$7,015.2	\$240.5	\$0.0	\$240.5
ISBE - Special Purpose Trust Fund	\$8,484.8	\$0.0	\$8,484.8	\$6.0	\$0.0	\$6.0
ISBE Teacher Certificate Institute Fund	\$2,208.9	\$0.0	\$2,208.9	\$0.0	\$0.0	\$0.0
School Construction Maintenance Fund	\$20,356.6	\$20,356.6	\$0.0	\$0.0	\$0.0	\$0.0
School Technology Revolving Loan	\$5,000.0	\$5,000.0	\$0.0	\$0.0	\$0.0	\$0.0
State Charter School Commission	\$600.0	\$0.0	\$600.0	\$68.6	\$0.0	\$68.6
Teacher Certification Fee Revolving Fund	\$5,000.0	\$0.0	\$5,000.0	\$506.2	\$0.0	\$506.2
Technology Immersion - Build IL Bond Fund	\$0.0	\$0.0	\$0.0	\$0.0	\$0.0	\$0.0
Temporary Relocation Revolving Fund	\$1,400.0	\$1,400.0	\$0.0	\$0.0	\$0.0	\$0.0
FEDERAL						
Federal Funds	<u>\$2,976,510.5</u>	<u>\$2,812,417.6</u>	<u>\$164,092.9</u>	<u>\$21,483.3</u>	<u>\$17,361.1</u>	<u>\$4,122.2</u>
Advanced Placement Fee Payment	\$3,023.1	\$3,000.0	\$23.1	\$0.0	\$0.0	\$0.0
ARRA - Education Jobs Fund	\$0.0	\$0.0	\$0.0	\$0.0	\$0.0	\$0.0
ARRA - Longitudinal Data Systems	\$10,000.0	\$0.0	\$10,000.0	\$44.3	\$0.0	\$44.3
ARRA - Race to the Top	\$42,800.0	\$17,305.9	\$25,494.1	\$143.4	\$0.0	\$143.4
ARRA - Title I	\$0.0	\$0.0	\$0.0	\$0.0	\$0.0	\$0.0
ARRA - Titel I School Improvement (1003G)	\$30,000.0	\$30,000.0	\$0.0	\$0.0	\$0.0	\$0.0
ARRA - Title II Technology	\$0.0	\$0.0	\$0.0	\$0.0	\$0.0	\$0.0
Career & Technical Education	\$57,002.2	\$55,000.0	\$2,002.2	\$448.0	\$346.1	\$101.9
Career & Technical Education - Technical Prep	\$10.0	\$0.0	\$10.0	\$0.0	\$0.0	\$0.0
Charter Schools	\$9,000.0	\$9,000.0	\$0.0	\$0.0	\$0.0	\$0.0
Child Nutrition	\$739,115.2	\$725,000.0	\$14,115.2	\$15,650.5	\$14,585.6	\$1,064.8
Early Learning Challenge	\$18,811.1	\$611.7	\$18,199.5	\$267.6	\$0.0	\$267.6

Initiatives	Appropriation			YTD Expenditures		
	Total	Grants	Admin	Total	Grants	Admin
Early Learning Challenge - DCFS	\$604.6	\$0.0	\$604.6	\$0.0	\$0.0	\$0.0
Early Learning Challenge - DHS	\$15,584.3	\$0.0	\$15,584.3	\$0.0	\$0.0	\$0.0
IDEA - Deaf Blind, Part C	\$500.0	\$500.0	\$0.0	\$0.0	\$0.0	\$0.0
IDEA - Improvement Plan	\$5,287.2	\$4,500.0	\$787.2	\$13.0	\$0.0	\$13.0
IDEA - Pre-School	\$26,095.6	\$25,000.0	\$1,095.6	\$219.6	\$160.0	\$59.6
Illinois Purchase Care Review Board	\$449.9	\$0.0	\$449.9	\$45.5	\$0.0	\$45.5
Individuals with Disabilities Educ. Act, Pt. B	\$716,845.0	\$700,000.0	\$16,845.0	\$3,381.9	\$2,096.1	\$1,285.8
IDEA - Bellefaire JCB	\$0.0	\$0.0	\$0.0	\$0.0	\$0.0	\$0.0
Integration of Schools & Mental Health Systems	\$0.0	\$0.0	\$0.0	\$0.0	\$0.0	\$0.0
Learn and Serve America	\$8.0	\$0.0	\$8.0	\$0.0	\$0.0	\$0.0
Longitudinal Data System	\$5,200.0	\$0.0	\$5,200.0	\$15.5	\$0.0	\$15.5
Math & Science Partnerships	\$14,692.5	\$14,000.0	\$692.5	\$18.9	\$0.0	\$18.9
National Center for Education Statistics	\$427.8	\$0.0	\$427.8	\$38.0	\$0.0	\$38.0
ONPAR	\$0.0	\$0.0	\$0.0	\$0.0	\$0.0	\$0.0
Spanish Language Assesment-SALSA	\$919.1	\$0.0	\$919.1	\$13.3	\$0.0	\$13.3
School Health Programs	\$1,202.6	\$0.0	\$1,202.6	\$16.2	\$0.0	\$16.2
Special Congressional Initiatives	\$5,000.0	\$5,000.0	\$0.0	\$0.0	\$0.0	\$0.0
Striving Readers	\$0.0	\$0.0	\$0.0	\$0.0	\$0.0	\$0.0
Title I - Basic Programs	\$874,797.8	\$863,698.7	\$11,099.1	\$702.9	\$43.6	\$659.3
Title I - Comprehensive School Reform	\$30.0	\$0.0	\$30.0	\$0.0	\$0.0	\$0.0
Title I - Education of Migratory Children	\$3,793.2	\$3,680.0	\$113.2	\$59.0	\$54.2	\$4.9
Title I - Even Start Family Literacy Programs	\$49.0	\$0.0	\$49.0	\$0.0	\$0.0	\$0.0
Title I - Neglected and Delinquent	\$2,846.6	\$2,754.2	\$92.5	\$0.0	\$0.0	\$0.0
Title I - School Improvement	\$75,422.6	\$69,867.1	\$5,555.5	\$174.0	\$50.0	\$124.0
Title II - Enhance Ed through Technology	\$36.2	\$0.0	\$36.2	\$0.0	\$0.0	\$0.0
Title II - Quality Teachers	\$161,971.0	\$157,000.0	\$4,971.0	\$35.9	\$0.0	\$35.9
Title III - English Language Acquisition	\$47,904.9	\$45,500.0	\$2,404.9	\$47.9	\$0.0	\$47.9
Title IV - 21st Century Schools	\$76,836.5	\$74,000.0	\$2,836.5	\$127.2	\$10.8	\$116.4
Title IV - Safe & Drug Free Schools	\$10.0	\$0.0	\$10.0	\$0.0	\$0.0	\$0.0
Title VI - Rural & Low Income Programs	\$2,088.6	\$2,000.0	\$88.6	\$0.0	\$0.0	\$0.0
Title VI - State Assessment	\$22,861.2	\$0.0	\$22,861.2	\$5.2	\$0.0	\$5.2
Title X - McKinney Homeless Assistance	\$5,268.8	\$5,000.0	\$268.8	\$15.6	\$14.8	\$0.7
Transition to Teaching	\$15.6	\$0.0	\$15.6	\$0.0	\$0.0	\$0.0
TOTAL - ALL FUNDS:	\$9,934,736.1	\$9,670,583.0	\$264,153.0	\$484,603.7	\$474,755.6	\$9,848.0

ILLINOIS STATE BOARD OF EDUCATION
Financial Status Report
July 1, 2013 through August 31, 2014
(Fiscal Year 2014)

	Appropriation Amount	Expenditures to Date	Unexpended Appropriation	Percentage spent YTD	Percentage Unexpended
<u>General Revenue Fund</u>					
Personal Services and Related Expenditures	\$ 16,222,501	\$ 16,222,344	\$ 157	100.00%	0.00%
Contractual Services	6,149,851	6,108,678	41,173	99.33%	0.67%
Travel	192,717	192,632	85	99.96%	0.04%
Commodities	57,464	57,203	262	99.54%	0.46%
Printing	45,551	45,551	-	100.00%	0.00%
Equipment	39,425	39,423	2	100.00%	0.00%
Telecommunications	452,812	452,645	167	99.96%	0.04%
Operation of Automotive Equipment	20,598	20,598	-	100.00%	0.00%
Lump Sums	28,176,302	27,947,194	229,108	99.19%	0.81%
<i>Sub-total</i>	51,357,222	51,086,268	270,954	99.47%	0.53%
Awards and Grants	2,193,824,904	2,187,613,800	6,211,104	99.72%	0.28%
Total General Revenue Fund	\$ 2,245,182,126	\$ 2,238,700,068	\$ 6,482,058	99.71%	0.29%
<u>Education Assistance Fund</u>					
Awards and Grants	\$ 404,000,000	\$ 404,000,000	\$ -	100.00%	0.00%
<u>Common School Fund</u>					
General State Aid	\$ 4,038,198,260	\$ 4,038,198,255	\$ 5	100.00%	0.00%
<u>Teacher Certification Fee Revolving Fund</u>					
Lump Sums	\$ 5,000,000	\$ 2,603,945	\$ 2,396,055	52.08%	47.92%

ILLINOIS STATE BOARD OF EDUCATION
Financial Status Report
July 1, 2013 through August 31, 2014
(Fiscal Year 2014)

	Appropriation Amount	Expenditures to Date	Unexpended Appropriation	Percentage spent YTD	Percentage Unexpended
<u>Drivers Education Fund</u>					
Awards and Grants	\$ 15,000,000	\$ 14,999,979	\$ 21	100.00%	0.00%
<u>School Dist. Emergency Financial Asst. Fund</u>					
Awards and Grants	\$ 16,140,000	\$ 1,434,190	\$ 14,705,810	8.89%	91.11%
<u>SBE Special Purpose Trust Fund</u>					
Lump Sums	\$ 15,500,000	\$ 3,311,284	\$ 12,188,716	21.36%	78.64%
<u>SBE Teacher Certification Institution Fund</u>					
Lump Sums	\$ 2,208,900	\$ -	\$ 2,208,900	0.00%	100.00%
<u>SBE Federal Department of Agriculture Fund</u>					
Personal Services and Related Expenditures	\$ 6,803,400	\$ 4,597,830	\$ 2,205,570	67.58%	32.42%
Contractual Services	4,210,500	1,979,282	2,231,218	47.01%	52.99%
Travel	400,000	270,323	129,677	67.58%	32.42%
Commodities	85,000	15,085	69,915	17.75%	82.25%
Printing	156,300	13,325	142,975	8.53%	91.47%
Equipment	310,000	4,236	305,764	1.37%	98.63%
Telecommunications	50,000	-	50,000	0.00%	100.00%
<i>Sub-total</i>	12,015,200	6,880,081	5,135,119	57.26%	42.74%
Awards and Grants	725,000,000	713,220,689	11,779,311	98.38%	1.62%
Total SBE Federal Department of Agriculture Fund	\$ 737,015,200	\$ 720,100,770	\$ 16,914,430	97.71%	2.29%

ILLINOIS STATE BOARD OF EDUCATION
Financial Status Report
July 1, 2013 through August 31, 2014
(Fiscal Year 2014)

	Appropriation Amount	Expenditures to Date	Unexpended Appropriation	Percentage spent YTD	Percentage Unexpended
<u>SBE Federal Agency Services Fund</u>					
Personal Services and Related Expenditures	\$ 194,900	\$ 44,833	\$ 150,067	23.00%	77.00%
Contractual Services	945,000	3,616	941,384	0.38%	99.62%
Travel	30,000	4,374	25,626	14.58%	85.42%
Commodities	20,000	-	20,000	0.00%	100.00%
Printing	700	-	700	0.00%	100.00%
Equipment	11,000	-	11,000	0.00%	100.00%
Telecommunications	9,000	-	9,000	0.00%	100.00%
Sub-total	1,210,600	52,823	1,157,777	4.36%	95.64%
Total SBE Federal Agency Services Fund	\$ 1,210,600	\$ 52,823	\$ 1,157,777	4.36%	95.64%
<u>SBE Federal Department of Education Fund</u>					
Personal Services and Related Expenditures	\$ 25,209,400	\$ 13,337,228	\$ 11,872,172	52.91%	47.09%
Contractual Services	21,370,000	9,525,290	11,844,710	44.57%	55.43%
Travel	1,600,000	499,571	1,100,429	31.22%	68.78%
Commodities	305,000	28,633	276,367	9.39%	90.61%
Printing	341,000	2,640	338,360	0.77%	99.23%
Equipment	679,000	19,901	659,099	2.93%	97.07%
Telecommunications	400,000	-	400,000	0.00%	100.00%
Lump Sums	58,780,300	19,641,190	39,139,110	33.41%	66.59%
Sub-total	108,684,700	43,054,452	65,630,248	39.61%	60.39%
Awards and Grants	2,160,500,000	1,472,321,584	688,178,416	68.15%	31.85%
Total SBE Federal Department of Education Fund	\$ 2,269,184,700	\$ 1,515,376,037	\$ 753,808,663	66.78%	33.22%
<u>Charter Schools Revolving Loan Program Fund</u>					
Awards and Grants	\$ 20,000	\$ -	\$ 20,000	0.00%	100.00%
<u>School Infrastructure Fund</u>					
Lump Sums	\$ 600,000	\$ 212,364	\$ 387,636	35.39%	64.61%

ILLINOIS STATE BOARD OF EDUCATION
Financial Status Report
July 1, 2013 through August 31, 2014
(Fiscal Year 2014)

	Appropriation Amount	Expenditures to Date	Unexpended Appropriation	Percentage spent YTD	Percentage Unexpended
<u>School Technology Revolving Loan Program Fund</u>					
Awards and Grants	\$ 5,000,000	\$ 3,514,625	\$ 1,485,375	70.29%	29.71%
<u>Temporary Relocation Expenses Revolving Grant Fund</u>					
Awards and Grants	\$ 1,400,000	\$ 398,783	\$ 1,001,217	28.48%	71.52%
<u>Capital Development Fund</u>					
Grants for Educational Purposes	\$ 25,000,000	\$ -	\$ 25,000,000	0.00%	100.00%
<u>School Construction Fund</u>					
Construction Grants	\$ 67,285,147	\$ 46,783,983	\$ 20,501,164	69.53%	30.47%
<u>Downstate Transit Improvement Fund</u>					
Awards and Grants	\$ 550,000	\$ 550,000	\$ -	100.00%	0.00%
<u>Personal Property Tax Replacement Fund</u>					
Lump Sums	\$ 70,000	\$ 70,000	\$ -	100.00%	0.00%
Awards and Grants	2,225,000	2,222,492	2,508	99.89%	0.11%
Grants for Educational Purposes	12,400,000	11,343,250	1,056,750	91.48%	8.52%
Total Personal Property Tax Replacement Fund	\$ 14,695,000	\$ 13,635,742	\$ 1,059,258	92.79%	7.21%
<u>After School Rescue Fund</u>					
Lump Sums	\$ 200,000	\$ -	\$ 200,000	0.00%	100.00%
<u>State Charter School Commission Fund</u>					
Lump Sums	\$ 600,000	\$ 550,114	\$ 49,886	91.69%	8.31%
ISBE TOTALS	\$ 9,863,989,933	\$ 9,004,422,961	\$ 859,566,972	91.29%	8.71%

ILLINOIS STATE BOARD OF EDUCATION
Combined Financial Status Report
July 1, 2013 through August 31, 2014
(Fiscal Year 2014)

	Appropriation Amount	Expenditures to Date (Direct)	Federal Indirect Cost Recovery Expenditures	Unexpended Appropriation	Percentage spent YTD	Percentage Unexpended
<u>All Funds</u>						
Personal Services and Related Expenditures	\$ 50,004,178	\$ 34,202,235	\$ 1,573,977	\$ 14,227,967	68.40%	28.45%
Contractual Services	33,730,215	17,616,865	1,054,864	15,058,485	52.23%	44.64%
Travel	2,264,617	966,900	41,900	1,255,817	42.70%	55.45%
Commodities	485,093	100,921	17,628	366,544	20.80%	75.56%
Printing	545,326	61,516	1,775	482,035	11.28%	88.39%
Equipment	1,078,311	63,561	38,886	975,864	5.89%	90.50%
Telecommunications	913,251	452,645	1,438	459,167	49.56%	50.28%
Operation of Automotive Equipment	20,598	20,598	-	-	100.00%	0.00%
Lump Sums	108,405,033	51,605,621	-	56,161,890	47.60%	51.81%
Sub-total	197,446,622	107,821,331	2,730,469	89,625,291	54.61%	45.39%
Awards and Grants	9,599,258,164	8,849,817,647	-	749,440,517	92.19%	7.81%
Construction Grants	67,285,147	46,783,983	-	20,501,164	69.53%	30.47%
Total All Funds	\$ 9,863,989,933	\$ 9,001,692,492	\$ 2,730,469	\$ 859,566,972	91.26%	8.71%

General Revenue Fund

Personal Services and Related Expenditures	\$ 16,222,501	\$ 16,222,344	\$ -	\$ 157	100.00%	0.00%
Contractual Services	6,149,851	6,108,678	-	41,173	99.33%	0.67%
Travel	192,717	192,632	-	85	99.96%	0.04%
Commodities	57,464	57,203	-	262	99.54%	0.46%
Printing	45,551	45,551	-	-	100.00%	0.00%
Equipment	39,425	39,423	-	2	100.00%	0.00%
Telecommunications	452,812	452,645	-	167	99.96%	0.04%
Operation of Automotive Equipment	20,598	20,598	-	-	100.00%	0.00%
Lump Sums	28,176,302	27,947,194	-	229,108	99.19%	0.81%
Sub-total	51,357,222	51,086,268	-	270,954	99.47%	0.53%
Awards and Grants	2,193,824,904	2,187,613,800	-	6,211,104	99.72%	0.28%
Total General Revenue Fund	\$ 2,245,182,126	\$ 2,238,700,068	\$ -	\$ 6,482,058	99.71%	0.29%

Other State Funds

Lump Sums	\$ 24,178,900	\$ 6,747,707	\$ -	\$ 17,431,193	27.91%	72.09%
Sub-total	24,178,900	6,747,707	-	17,431,193	27.91%	72.09%
Awards and Grants	4,519,933,260	4,476,661,574	-	43,271,686	99.04%	0.96%
Construction Grants	67,285,147	46,783,983	-	20,501,164	69.53%	30.47%
Total Other State Funds	\$ 4,611,397,307	\$ 4,530,193,264	\$ -	\$ 81,204,043	98.24%	1.76%

Federal Funds

Personal Services and Related Expenditures	\$ 32,207,700	\$ 17,979,890	\$ -	\$ 14,227,810	55.82%	44.18%
Contractual Services	26,525,500	11,508,188	-	15,017,312	43.39%	56.61%
Travel	2,030,000	774,268	-	1,255,732	38.14%	61.86%
Commodities	410,000	43,718	-	366,282	10.66%	89.34%
Printing	498,000	15,965	-	482,035	3.21%	96.79%
Equipment	1,000,000	24,138	-	975,862	2.41%	97.59%
Telecommunications	459,000	-	-	459,000	0.00%	100.00%
Lump Sums	58,780,300	19,641,190	-	39,139,110	33.41%	66.59%
Sub-total	121,910,500	49,987,356	-	71,923,144	41.00%	59.00%
Awards and Grants	2,885,500,000	2,185,542,273	-	699,957,727	75.74%	24.26%
Total Federal Funds	\$ 3,007,410,500	\$ 2,235,529,629	\$ -	\$ 771,880,871	74.33%	25.67%

ILLINOIS STATE BOARD OF EDUCATION
Awards and Grants Expenditures
July 1, 2013 through August 31, 2014
(Fiscal Year 2014)

<u>General Revenue Fund</u>	Appropriation Amount	Expenditures to Date	Unexpended Appropriation	Percentage spent YTD	Percentage Unexpended
Advanced Placement Classes	\$ 500,000	\$ 500,000	\$ -	100.00%	0.00%
District Consolidation	2,900,000	2,853,384	46,616	98.39%	1.61%
Agriculture Education	1,250,000	1,249,487	513	99.96%	0.04%
Bilingual Education	61,381,200	61,381,200	-	100.00%	0.00%
Vocational Education Career and Technical Education	38,062,100	38,062,100	-	100.00%	0.00%
Early Childhood Education	296,462,400	296,310,865	151,535	99.95%	0.05%
Technology for Success	1,257,553	1,257,553	-	100.00%	0.00%
Autism Training & Technical Assistance	100,000	100,000	-	100.00%	0.00%
Recording for Blind and Dyslexic	816,600	816,600	-	100.00%	0.00%
Children's Mental Health Partnership	300,000	300,000	-	100.00%	0.00%
Educational Materials Unit	1,421,100	1,421,100	-	100.00%	0.00%
Philip Rock Center Reimbursement	3,577,800	3,577,800	-	100.00%	0.00%
Alternative Education	6,300,000	6,300,000	-	100.00%	0.00%
Truant Alternative/Optional Education	11,500,000	11,498,206	1,794	99.98%	0.02%
National Board Certification Reimbursement	1,000,000	1,000,000	-	100.00%	0.00%
Teach America	1,000,000	1,000,000	-	100.00%	0.00%
Special Education-Private Tuition	218,947,700	218,947,692	8	100.00%	0.00%
Special Education-Extraordinary	303,091,700	303,091,684	16	100.00%	0.00%
Special Education-Personnel	439,061,800	439,061,742	58	100.00%	0.00%
Special Education-Orphanage Tuition	105,000,000	100,066,240	4,933,760	95.30%	4.70%
Transportation-Regular/Vocational	206,947,100	206,947,100	0	100.00%	0.00%
Transportation-Special Education	440,500,000	440,499,996	4	100.00%	0.00%
Free Lunch/Breakfast	14,300,000	14,299,999	1	100.00%	0.00%
Orphanage Tuition	12,000,000	11,160,008	839,992	93.00%	7.00%
Special Education-Summer School	10,100,000	10,100,000	0	100.00%	0.00%
Lowest Performing Schools	1,002,800	1,002,800	-	100.00%	0.00%
IL Coalition Immigrant/Refugee Parent Mentor	1,000,000	1,000,000	-	100.00%	0.00%
East St. Louis School District	3,000,000	3,000,000	-	100.00%	0.00%
Targeted Initiatives	350,000	350,000	-	100.00%	0.00%
Tax Equivalent Grants	222,600	222,600	-	100.00%	0.00%
After School Matters	2,000,000	2,000,000	-	100.00%	0.00%
Total General Revenue Fund	\$ 2,181,952,453	\$ 2,179,378,156	\$ 5,927,681	99.88%	0.27%

ILLINOIS STATE BOARD OF EDUCATION
Awards and Grants Expenditures
July 1, 2013 through August 31, 2014
(Fiscal Year 2014)

	Appropriation Amount	Expenditures to Date	Unexpended Appropriation	Percentage spent YTD	Percentage Unexpended
<u>Education Assistance Fund</u>					
General State Aid	\$ 404,000,000	\$ 404,000,000	\$ -	100.00%	0.00%
Total Education Assistance Fund	\$ 404,000,000	\$ 404,000,000	\$ -	100.00%	0.00%
<u>Common School Fund</u>					
General State Aid	\$ 4,038,198,260	\$ 4,038,198,255	\$ 5	100.00%	0.00%
Total Common School Fund	\$ 4,038,198,260	\$ 4,038,198,255	\$ 5	100.00%	0.00%
<u>Drivers Education Fund</u>					
Driver Education Grants	\$ 15,000,000	\$ 14,999,979	\$ 21	100.00%	0.00%
Total Drivers Education Fund	\$ 15,000,000	\$ 14,999,979	\$ 21	100.00%	0.00%
<u>School Dist. Emergency Financial Asst. Fund</u>					
School District Emergency Financial Assistance	\$ 16,140,000	\$ 1,434,190	\$ 14,705,810	8.89%	91.11%
Total School Dist. Emergency Fin. Asst. Fund	\$ 16,140,000	\$ 1,434,190	\$ 14,705,810	8.89%	91.11%
<u>SBE Special Purpose Trust Fund</u>					
Lump Sums	\$ 165,000	\$ 165,000	\$ -	100.00%	0.00%
Total SBE Special Purpose Trust Fund	\$ 165,000	\$ 165,000	\$ -	100.00%	0.00%
<u>SBE Federal Department of Agriculture Fund</u>					
Federal Nutrition Programs	\$ 725,000,000	\$ 713,220,689	\$ 11,779,311	98.38%	1.62%
Total SBE Federal Department of Agriculture Fund	\$ 725,000,000	\$ 713,220,689	\$ 11,779,311	98.38%	1.62%

ILLINOIS STATE BOARD OF EDUCATION
Awards and Grants Expenditures
July 1, 2013 through August 31, 2014
(Fiscal Year 2014)

	Appropriation Amount	Expenditures to Date	Unexpended Appropriation	Percentage spent YTD	Percentage Unexpended
<u>SBE Federal Department of Education Fund</u>					
Title VI Rural and Low Income Students	\$ 2,000,000	\$ 1,293,533	\$ 706,467	64.68%	35.32%
Race to the Top	15,672,000	7,740,616	7,931,384	49.39%	50.61%
Title III - English Language Acquisition	45,250,000	25,595,193	19,654,807	56.56%	43.44%
Early Learning Challenge	612,000	511,545	100,455	83.59%	16.41%
Charter Schools	9,000,000	-	9,000,000	0.00%	100.00%
Advanced Placement Fee	3,000,000	2,191,745	808,255	73.06%	26.94%
Title I - Basic	930,000,000	702,705,501	227,294,499	75.56%	24.44%
Title IV - 21st Century/Community Service	74,000,000	48,343,777	25,656,223	65.33%	34.67%
Title II - Teacher Quality	157,000,000	104,551,080	52,448,920	66.59%	33.41%
Title II - Math/Science Partnerships	14,000,000	3,035,694	10,964,306	21.68%	78.32%
Title X - McKinney Homeless	5,000,000	2,399,073	2,600,927	47.98%	52.02%
Longitudinal Data Systems	58,000	-	58,000	0.00%	100.00%
IDEA - Preschool	25,000,000	16,127,534	8,872,466	64.51%	35.49%
IDEA - Improvement	4,350,000	1,784,367	2,565,633	41.02%	58.98%
IDEA	700,000,000	475,420,470	224,579,530	67.92%	32.08%
IDEA - Deaf/Blind	500,000	329,043	170,957	65.81%	34.19%
Career and Technical Education - Basic Perkins	55,000,000	39,965,821	15,034,179	72.67%	27.33%
Special Federal Congressional Initiatives	5,000,000	-	5,000,000	0.00%	100.00%
Title I ARRA	31,732,000	-	31,732,000	0.00%	100.00%
Title I ARRA School Improvement	41,668,000	33,163,232	8,504,768	79.59%	20.41%
Total SBE Federal Department of Education Fund	\$ 2,118,842,000	\$ 1,465,158,224	\$ 653,683,776	69.15%	30.85%
<u>Charter Schools Revolving Loan Program Fund</u>					
Charter Schools Revolving Loans	\$ 20,000	\$ -	\$ 20,000	0.00%	100.00%
Total Charter Schools Rev. Loan Program Fund	\$ 20,000	\$ -	\$ 20,000	0.00%	100.00%

ILLINOIS STATE BOARD OF EDUCATION
Awards and Grants Expenditures
July 1, 2013 through August 31, 2014
(Fiscal Year 2014)

	Appropriation Amount	Expenditures to Date	Unexpended Appropriation	Percentage spent YTD	Percentage Unexpended
<u>School Technology Revolving Loan Program Fund</u>					
School Technology Revolving Loans	\$ 5,000,000	\$ 3,514,625	\$ 1,485,375	70.29%	29.71%
Total School Technology Rev. Loan Program Fund	\$ 5,000,000	\$ 3,514,625	\$ 1,485,375	70.29%	29.71%
<u>Temporary Relocation Expenses Revolving Grant Fund</u>					
Temporary Relocation Revolving Loans/Grants	\$ 1,400,000	\$ 398,783	\$ 1,001,217	28.48%	71.52%
Total Temporary Relocation Exp. Rev. Grant Fund	\$ 1,400,000	\$ 398,783	\$ 1,001,217	28.48%	71.52%
<u>Capital Development Fund</u>					
Grants for Educational Purposes	\$ 25,000,000	\$ -	\$ 25,000,000	0.00%	100.00%
Total Capital Development Fund	\$ 25,000,000	\$ -	\$ 25,000,000	0.00%	100.00%
<u>School Construction Fund</u>					
Construction Grants	\$ 67,285,147	\$ 46,783,983	\$ 20,501,164	69.53%	30.47%
Total School Construction Fund	\$ 67,285,147	\$ 46,783,983	\$ 20,501,164	69.53%	30.47%
<u>Downstate Transit Improvement Fund</u>					
Awards and Grants, Lump Sum	\$ 550,000	\$ 550,000	\$ -	100.00%	0.00%
Total Downstate Transit Improvement Fund	\$ 550,000	\$ 550,000	\$ -	100.00%	0.00%

ILLINOIS STATE BOARD OF EDUCATION
Awards and Grants Expenditures
July 1, 2013 through August 31, 2014
(Fiscal Year 2014)

	Appropriation Amount	Expenditures to Date	Unexpended Appropriation	Percentage spent YTD	Percentage Unexpended
<u>Personal Property Tax Replacement Fund</u>					
Lump Sums	\$ 70,000	\$ 70,000	\$ -	100.00%	0.00%
Awards and Grants, Lump Sums	2,225,000	2,222,492	2,508	99.89%	0.11%
Grants for Educational Purposes	12,400,000	11,343,250	1,056,750	91.48%	8.52%
Total Personal Property Tax Replacement Fund	\$ 14,695,000	\$ 13,635,742	\$ 1,059,258	92.79%	7.21%
<u>After School Rescue Fund</u>					
Lump Sums	\$ 200,000	\$ -	\$ 200,000	0.00%	100.00%
Total After School Rescue Fund	\$ 200,000	\$ -	\$ 200,000	0.00%	100.00%
TOTAL AWARDS AND GRANTS - ALL FUNDS	\$ 9,613,447,860	\$ 8,881,437,626	\$ 735,363,618	92.39%	7.65%

ILLINOIS STATE BOARD OF EDUCATION
Financial Status Report
July 1, 2014 through August 31, 2014
(Fiscal Year 2015)

	Appropriation Amount	Expenditures to Date	Unexpended Appropriation	Percentage spent YTD	Percentage Unexpended
<u>General Revenue Fund</u>					
Personal Services and Related Expenditures	\$ 16,272,670	\$ 2,736,018	\$ 13,536,652	16.81%	83.19%
Contractual Services	6,000,000	728,877	5,271,123	12.15%	87.85%
Travel	166,250	10,158	156,092	6.11%	93.89%
Commodities	71,300	286	71,014	0.40%	99.60%
Printing	64,700	-	64,700	0.00%	100.00%
Equipment	132,200	-	132,200	0.00%	100.00%
Telecommunications	450,000	32,232	417,768	7.16%	92.84%
Operation of Automotive Equipment	23,800	1,434	22,366	6.02%	93.98%
Lump Sums	45,376,300	878,381	44,497,919	1.94%	98.06%
<i>Sub-total</i>	68,557,220	4,387,385	64,169,835	6.40%	93.60%
Awards and Grants	2,214,182,309	43,450,858	2,170,731,451	1.96%	98.04%
Total General Revenue Fund	\$ 2,282,739,529	\$ 47,838,243	\$ 2,234,901,286	2.10%	97.90%
<u>Education Assistance Fund</u>					
Awards and Grants	\$ 241,053,300	\$ -	\$ 241,053,300	0.00%	100.00%
<u>Common School Fund</u>					
General State Aid	\$ 4,081,477,230	\$ 412,059,077	\$ 3,669,418,153	10.10%	89.90%
<u>Teacher Certification Fee Revolving Fund</u>					
Lump Sums	\$ 5,000,000	\$ 506,241	\$ 4,493,759	10.12%	89.88%

ILLINOIS STATE BOARD OF EDUCATION
Financial Status Report
July 1, 2014 through August 31, 2014
(Fiscal Year 2015)

	Appropriation Amount	Expenditures to Date	Unexpended Appropriation	Percentage spent YTD	Percentage Unexpended
<u>Drivers Education Fund</u>					
Awards and Grants	\$ 17,900,000	\$ -	\$ 17,900,000	0.00%	100.00%
<u>School Dist. Emergency Financial Asst. Fund</u>					
Awards and Grants	\$ 1,500,000	\$ 10,188	\$ 1,489,813	0.68%	99.32%
<u>SBE Special Purpose Trust Fund</u>					
Lump Sums	\$ 15,500,000	\$ 246,516	\$ 15,253,484	1.59%	98.41%
<u>SBE Teacher Certification Institution Fund</u>					
Lump Sums	\$ 2,208,900	\$ -	\$ 2,208,900	0.00%	100.00%
<u>SBE Federal Department of Agriculture Fund</u>					
Personal Services and Related Expenditures	\$ 6,803,400	\$ 758,206	\$ 6,045,194	11.14%	88.86%
Contractual Services	6,310,500	277,613	6,032,887	4.40%	95.60%
Travel	400,000	27,893	372,107	6.97%	93.03%
Commodities	85,000	1,124	83,876	1.32%	98.68%
Printing	156,300	-	156,300	0.00%	100.00%
Equipment	310,000	-	310,000	0.00%	100.00%
Telecommunications	50,000	-	50,000	0.00%	100.00%
Sub-total	14,115,200	1,064,835	13,050,365	7.54%	92.46%
Awards and Grants	725,000,000	14,585,635	710,414,365	2.01%	97.99%
Total SBE Federal Department of Agriculture Fund	\$ 739,115,200	\$ 15,650,471	\$ 723,464,729	2.12%	97.88%

ILLINOIS STATE BOARD OF EDUCATION
Financial Status Report
July 1, 2014 through August 31, 2014
(Fiscal Year 2015)

	Appropriation Amount	Expenditures to Date	Unexpended Appropriation	Percentage spent YTD	Percentage Unexpended
<u>SBE Federal Agency Services Fund</u>					
Personal Services and Related Expenditures	\$ 194,900	\$ 15,456	\$ 179,444	7.93%	92.07%
Contractual Services	945,000	431	944,569	0.05%	99.95%
Travel	30,000	316	29,684	1.05%	98.95%
Commodities	20,000	-	20,000	0.00%	100.00%
Printing	700	-	700	0.00%	100.00%
Equipment	11,000	-	11,000	0.00%	100.00%
Telecommunications	9,000	-	9,000	0.00%	100.00%
Sub-total	1,210,600	16,204	1,194,396	1.34%	98.66%
Total SBE Federal Agency Services Fund	\$ 1,210,600	\$ 16,204	\$ 1,194,396	1.34%	98.66%
<u>SBE Federal Department of Education Fund</u>					
Personal Services and Related Expenditures	\$ 25,209,400	\$ 1,818,355	\$ 23,391,045	7.21%	92.79%
Contractual Services	21,370,000	677,288	20,692,712	3.17%	96.83%
Travel	1,600,000	53,827	1,546,173	3.36%	96.64%
Commodities	305,000	2,379	302,621	0.78%	99.22%
Printing	341,000	-	341,000	0.00%	100.00%
Equipment	679,000	-	679,000	0.00%	100.00%
Telecommunications	400,000	-	400,000	0.00%	100.00%
Lump Sums	58,780,300	286,100	58,494,200	0.49%	99.51%
Sub-total	108,684,700	2,837,949	105,846,751	2.61%	97.39%
Awards and Grants	2,127,500,000	2,978,662	2,124,521,338	0.14%	99.86%
Total SBE Federal Department of Education Fund	\$ 2,236,184,700	\$ 5,816,612	\$ 2,230,368,088	0.26%	99.74%
<u>Charter Schools Revolving Loan Program Fund</u>					
Awards and Grants	\$ 20,000	\$ -	\$ 20,000	0.00%	100.00%
<u>School Infrastructure Fund</u>					
Lump Sums	\$ 600,000	\$ 24,185	\$ 575,815	4.03%	95.97%
Awards and Grants	40,000,000	-	40,000,000	0.00%	100.00%
Total School Infrastructure Fund	\$ 40,600,000	\$ 24,185	\$ 40,575,815	0.06%	99.94%

ILLINOIS STATE BOARD OF EDUCATION
Financial Status Report
July 1, 2014 through August 31, 2014
(Fiscal Year 2015)

	Appropriation Amount	Expenditures to Date	Unexpended Appropriation	Percentage spent YTD	Percentage Unexpended
<u>School Technology Revolving Loan Program Fund</u>					
Awards and Grants	\$ 5,000,000	\$ -	\$ 5,000,000	0.00%	100.00%
<u>Temporary Relocation Expenses Revolving Grant Fund</u>					
Awards and Grants	\$ 1,400,000	\$ -	\$ 1,400,000	0.00%	100.00%
<u>Capital Development Fund</u>					
Construction Grants	\$ 25,000,000	\$ -	\$ 25,000,000	0.00%	100.00%
<u>School Construction Fund</u>					
Construction Grants	\$ 20,356,631	\$ -	\$ 20,356,631	0.00%	100.00%
<u>Personal Property Tax Replacement Fund</u>					
Lump Sums	\$ 70,000	\$ 70,000	\$ -	100.00%	0.00%
Awards and Grants	4,950,000	360,520	4,589,480	7.28%	92.72%
Grants for Educational Purposes	12,650,000	1,936,884	10,713,116	15.31%	84.69%
Total Personal Property Tax Replacement Fund	\$ 17,670,000	\$ 2,367,404	\$ 15,302,596	13.40%	86.60%
<u>After School Rescue Fund</u>					
Lump Sums	\$ 200,000	\$ -	\$ 200,000	0.00%	100.00%
<u>Fund for Advancement of Education</u>					
Grants for Educational Purposes	\$ 200,000,000	\$ -	\$ 200,000,000	0.00%	100.00%
<u>State Charter School Commission Fund</u>					
Lump Sums	\$ 600,000	\$ 68,550	\$ 531,450	11.43%	88.57%
ISBE TOTALS	\$ 9,934,736,090	\$ 484,603,690	\$ 9,450,132,400	4.88%	95.12%

ILLINOIS STATE BOARD OF EDUCATION
Combined Financial Status Report
July 1, 2014 through August 31, 2014
(Fiscal Year 2015)

	Appropriation Amount	Expenditures to Date (Direct)	Federal Indirect Cost Recovery Expenditures	Unexpended Appropriation	Percentage spent YTD	Percentage Unexpended
<u>All Funds</u>						
Personal Services and Related Expenditures	\$ 48,615,586	\$ 5,328,035	\$ 135,216	\$ 43,152,335	10.96%	88.76%
Contractual Services	34,725,382	1,684,209	99,882	32,941,291	4.85%	94.86%
Travel	2,201,212	92,195	4,962	2,104,056	4.19%	95.59%
Commodities	481,497	3,789	197	477,511	0.79%	99.17%
Printing	562,700	-	-	562,700	0.00%	100.00%
Equipment	1,132,459	-	259	1,132,200	0.00%	99.98%
Telecommunications	909,000	32,232	-	876,768	3.55%	96.45%
Operation of Automotive Equipment	23,800	1,434	-	22,366	6.02%	93.98%
Lump Sums	128,094,984	1,839,457	-	124,948,262	1.44%	97.54%
Sub-total	216,746,620	9,221,866	240,516	207,524,755	4.25%	95.75%
Awards and Grants	9,672,632,839	475,381,824	-	9,197,251,015	4.91%	95.09%
Construction Grants	45,356,631	-	-	45,356,631	0.00%	100.00%
Total All Funds	\$ 9,934,736,090	\$ 484,363,173	\$ 240,516	\$ 9,450,132,400	4.88%	95.12%

General Revenue Fund

Personal Services and Related Expenditures	\$ 16,272,670	\$ 2,736,018	\$ -	\$ 13,536,652	16.81%	83.19%
Contractual Services	6,000,000	728,877	-	5,271,123	12.15%	87.85%
Travel	166,250	10,158	-	156,092	6.11%	93.89%
Commodities	71,300	286	-	71,014	0.40%	99.60%
Printing	64,700	-	-	64,700	0.00%	100.00%
Equipment	132,200	-	-	132,200	0.00%	100.00%
Telecommunications	450,000	32,232	-	417,768	7.16%	92.84%
Operation of Automotive Equipment	23,800	1,434	-	22,366	6.02%	93.98%
Lump Sums	45,376,300	878,381	-	44,497,919	1.94%	98.06%
Sub-total	68,557,220	4,387,385	-	64,169,835	6.40%	93.60%
Awards and Grants	2,214,182,309	43,450,858	-	2,170,731,451	1.96%	98.04%
Total General Revenue Fund	\$ 2,282,739,529	\$ 47,838,243	\$ -	\$ 2,234,901,286	2.10%	97.90%

Other State Funds

Lump Sums	\$ 24,178,900	\$ 915,492	\$ -	\$ 23,263,408	3.79%	96.21%
Sub-total	24,178,900	915,492	-	23,263,408	3.79%	96.21%
Awards and Grants	4,605,950,530	414,366,669	-	4,191,583,862	9.00%	91.00%
Construction Grants	45,356,631	-	-	45,356,631	0.00%	100.00%
Total Other State Funds	\$ 4,675,486,061	\$ 415,282,160	\$ -	\$ 4,260,203,901	8.88%	91.12%

Federal Funds

Personal Services and Related Expenditures	\$ 32,207,700	\$ 2,592,017	\$ -	\$ 29,615,683	8.05%	91.95%
Contractual Services	28,625,500	955,332	-	27,670,168	3.34%	96.66%
Travel	2,030,000	82,037	-	1,947,963	4.04%	95.96%
Commodities	410,000	3,503	-	406,497	0.85%	99.15%
Printing	498,000	-	-	498,000	0.00%	100.00%
Equipment	1,000,000	-	-	1,000,000	0.00%	100.00%
Telecommunications	459,000	-	-	459,000	0.00%	100.00%
Lump Sums	58,780,300	286,100	-	58,494,200	0.49%	99.51%
Sub-total	124,010,500	3,918,989	-	120,091,511	3.16%	96.84%
Awards and Grants	2,852,500,000	17,564,298	-	2,834,935,702	0.62%	99.38%
Total Federal Funds	\$ 2,976,510,500	\$ 21,483,287	\$ -	\$ 2,955,027,213	0.72%	99.28%

ILLINOIS STATE BOARD OF EDUCATION
Awards and Grants Expenditures
July 1, 2014 through August 31, 2014
(Fiscal Year 2015)

<u>General Revenue Fund</u>	Appropriation Amount	Expenditures to Date	Unexpended Appropriation	Percentage spent YTD	Percentage Unexpended
Advanced Placement Classes	\$ 500,000	\$ 35,322	\$ 464,678	7.06%	92.94%
District Consolidation	3,385,500	-	3,385,500	0.00%	100.00%
Agriculture Education	1,800,000	284,800	1,515,200	15.82%	84.18%
Bilingual Education	61,681,200	-	61,681,200	0.00%	100.00%
Vocational Education Career and Technical Education	38,062,100	7,787,144	30,274,956	20.46%	79.54%
Early Childhood Education	295,812,400	31,431,432	264,380,968	10.63%	89.37%
Technology for Success	1,385,000	-	1,385,000	0.00%	100.00%
Arts and Foreign Language	500,000	-	500,000	0.00%	100.00%
Autism Training & Technical Assistance	100,000	-	100,000	0.00%	100.00%
Recording for Blind and Dyslexic	816,600	-	816,600	0.00%	100.00%
Children's Mental Health Partnership	300,000	-	300,000	0.00%	100.00%
Educational Materials Unit	1,421,100	300,000	1,121,100	21.11%	78.89%
Philip Rock Center Reimbursement	3,577,800	-	3,577,800	0.00%	100.00%
Alternative Education	6,300,000	25,342	6,274,658	0.40%	99.60%
Truant Alternative/Optional Education	11,500,000	3,082,000	8,418,000	26.80%	73.20%
National Board Certification Reimbursement	1,000,000	-	1,000,000	0.00%	100.00%
Teach America	1,000,000	-	1,000,000	0.00%	100.00%
Special Education-Private Tuition	230,192,400	-	230,192,400	0.00%	100.00%
Special Education-Extraordinary	302,928,900	-	302,928,900	0.00%	100.00%
Special Education-Personnel	440,500,000	-	440,500,000	0.00%	100.00%
Special Education-Orphanage Tuition	95,000,000	-	95,000,000	0.00%	100.00%
Transportation-Regular/Vocational	205,808,900	-	205,808,900	0.00%	100.00%
Transportation-Special Education	450,500,000	-	450,500,000	0.00%	100.00%
Free Lunch/Breakfast	9,000,000	11,853	8,988,147	0.13%	99.87%
Orphanage Tuition	12,000,000	-	12,000,000	0.00%	100.00%
Special Education-Summer School	10,100,000	-	10,100,000	0.00%	100.00%
Lowest Performing Schools	902,800	-	902,800	0.00%	100.00%
Southwest Organizing Project-Parent Mentoring	1,500,000	-	1,500,000	0.00%	100.00%
Targeted Initiatives	3,200,000	-	3,200,000	0.00%	100.00%
Tax Equivalent Grants	222,600	-	222,600	0.00%	100.00%
District Intervention Funding	13,090,000	-	13,090,000	0.00%	100.00%
After School Matters	2,500,000	-	2,500,000	0.00%	100.00%
Total General Revenue Fund	\$ 2,202,701,800	\$ 42,957,893	\$ 2,159,779,229	1.95%	98.05%

ILLINOIS STATE BOARD OF EDUCATION
Awards and Grants Expenditures
July 1, 2014 through August 31, 2014
(Fiscal Year 2015)

	Appropriation Amount	Expenditures to Date	Unexpended Appropriation	Percentage spent YTD	Percentage Unexpended
<u>Education Assistance Fund</u>					
General State Aid	\$ 241,053,300	\$ -	\$ 241,053,300	0.00%	100.00%
Total Education Assistance Fund	\$ 241,053,300	\$ -	\$ 241,053,300	0.00%	100.00%
<u>Common School Fund</u>					
General State Aid	\$ 4,081,477,230	\$ 412,059,077	\$ 3,669,418,153	10.10%	89.90%
Total Common School Fund	\$ 4,081,477,230	\$ 412,059,077	\$ 3,669,418,153	10.10%	89.90%
<u>Drivers Education Fund</u>					
Driver Education Grants	\$ 17,900,000	\$ -	\$ 17,900,000	0.00%	100.00%
Total Drivers Education Fund	\$ 17,900,000	\$ -	\$ 17,900,000	0.00%	100.00%
<u>School Dist. Emergency Financial Asst. Fund</u>					
School District Emergency Financial Assistance	\$ 1,500,000	\$ 10,188	\$ 1,489,813	0.68%	99.32%
Total School Dist. Emergency Fin. Asst. Fund	\$ 1,500,000	\$ 10,188	\$ 1,489,813	0.68%	99.32%
<u>Fund for the Advancement of Education</u>					
Grants for Educational Purposes	\$ 200,000,000	\$ -	\$ 200,000,000	0.00%	100.00%
Total SBE Special Purpose Trust Fund	\$ 200,000,000	\$ -	\$ 200,000,000	0.00%	100.00%
<u>SBE Federal Department of Agriculture Fund</u>					
Federal Nutrition Programs	\$ 725,000,000	\$ 14,585,635	\$ 710,414,365	2.01%	97.99%
Total SBE Federal Department of Agriculture Fund	\$ 725,000,000	\$ 14,585,635	\$ 710,414,365	2.01%	97.99%

ILLINOIS STATE BOARD OF EDUCATION
Awards and Grants Expenditures
July 1, 2014 through August 31, 2014
(Fiscal Year 2015)

	Appropriation Amount	Expenditures to Date	Unexpended Appropriation	Percentage spent YTD	Percentage Unexpended
<u>SBE Federal Department of Education Fund</u>					
Title VI Rural and Low Income Students	\$ 2,000,000	\$ -	\$ 2,000,000	0.00%	100.00%
Race to the Top	17,305,928	-	17,305,928	0.00%	100.00%
Title III - English Language Acquisition	45,500,000	-	45,500,000	0.00%	100.00%
Early Learning Challenge	611,655	-	611,655	0.00%	100.00%
Charter Schools	9,000,000	-	9,000,000	0.00%	100.00%
Advanced Placement Fee	3,000,000	-	3,000,000	0.00%	100.00%
Title I - Basic	940,000,000	147,717	939,852,283	0.02%	99.98%
Title IV - 21st Century/Community Service	74,000,000	10,775	73,989,225	0.01%	99.99%
Title II - Teacher Quality	157,000,000	-	157,000,000	0.00%	100.00%
Title II - Math/Science Partnerships	14,000,000	-	14,000,000	0.00%	100.00%
Title X - McKinney Homeless	5,000,000	14,821	4,985,179	0.30%	99.70%
IDEA - Preschool	25,000,000	160,003	24,839,997	0.64%	99.36%
IDEA - Improvement	4,500,000	-	4,500,000	0.00%	100.00%
IDEA	700,000,000	2,096,061	697,903,939	0.30%	99.70%
IDEA - Deaf/Blind	500,000	-	500,000	0.00%	100.00%
Career and Technical Education - Basic Perkins	55,000,000	346,070	54,653,930	0.63%	99.37%
Special Federal Congressional Initiatives	5,000,000	-	5,000,000	0.00%	100.00%
Title I ARRA School Improvement	30,000,000	-	30,000,000	0.00%	100.00%
Total SBE Federal Department of Education Fund	\$ 2,087,417,583	\$ 2,775,447	\$ 2,084,642,136	0.13%	99.87%
<u>Charter Schools Revolving Loan Program Fund</u>					
Charter Schools Revolving Loans	\$ 20,000	\$ -	\$ 20,000	0.00%	100.00%
Total Charter Schools Rev. Loan Program Fund	\$ 20,000	\$ -	\$ 20,000	0.00%	100.00%

ILLINOIS STATE BOARD OF EDUCATION
Awards and Grants Expenditures
July 1, 2014 through August 31, 2014
(Fiscal Year 2015)

	Appropriation Amount	Expenditures to Date	Unexpended Appropriation	Percentage spent YTD	Percentage Unexpended
<u>School Technology Revolving Loan Program Fund</u>					
School Technology Revolving Loans	\$ 5,000,000	\$ -	\$ 5,000,000	0.00%	100.00%
Total School Technology Rev. Loan Program Fund	\$ 5,000,000	\$ -	\$ 5,000,000	0.00%	100.00%
<u>Temporary Relocation Expenses Revolving Grant Fund</u>					
Temporary Relocation Revolving Loans/Grants	\$ 1,400,000	\$ -	\$ 1,400,000	0.00%	100.00%
Total Temporary Relocation Exp. Rev. Grant Fund	\$ 1,400,000	\$ -	\$ 1,400,000	0.00%	100.00%
<u>Capital Development Fund</u>					
Grants for Educational Purposes	\$ 25,000,000	\$ -	\$ 25,000,000	0.00%	100.00%
Total Capital Development Fund	\$ 25,000,000	\$ -	\$ 25,000,000	0.00%	100.00%
<u>School Construction Fund</u>					
Construction Grants	\$ 20,356,631	\$ -	\$ 20,356,631	0.00%	100.00%
Total School Construction Fund	\$ 20,356,631	\$ -	\$ 20,356,631	0.00%	100.00%
<u>School Infrastructure Fund</u>					
Awards and Grants	\$ 40,000,000	\$ -	\$ 40,000,000	0.00%	100.00%
Total School Infrastructure Fund	\$ 40,000,000	\$ -	\$ 40,000,000	0.00%	100.00%

ILLINOIS STATE BOARD OF EDUCATION
Awards and Grants Expenditures
July 1, 2014 through August 31, 2014
(Fiscal Year 2015)

	Appropriation Amount	Expenditures to Date	Unexpended Appropriation	Percentage spent YTD	Percentage Unexpended
<u>Personal Property Tax Replacement Fund</u>					
Lump Sums	\$ 70,000	\$ 70,000	\$ -	100.00%	0.00%
Awards and Grants, Lump Sums	4,950,000	360,520	4,589,480	7.28%	92.72%
Grants for Educational Purposes	12,650,000	1,936,884	10,713,116	15.31%	84.69%
Total Personal Property Tax Replacement Fund	\$ 17,670,000	\$ 2,367,404	\$ 15,302,596	13.40%	86.60%
<u>After School Rescue Fund</u>					
Lump Sums	\$ 200,000	\$ -	\$ 200,000	0.00%	100.00%
Total After School Rescue Fund	\$ 200,000	\$ -	\$ 200,000	0.00%	100.00%
TOTAL AWARDS AND GRANTS - ALL FUNDS	\$ 9,666,696,544	\$ 474,755,643	\$ 9,191,976,222	4.91%	95.09%

**ILLINOIS STATE BOARD OF EDUCATION
FINANCIAL STATUS REPORT - 07/01/2013 THROUGH 8/31/2014
FY2014**

	<u>Funded Amount</u>	<u>Expended Year to Date</u>	<u>% Spent Year to Date</u>	<u>August Expenditures</u>	<u>Description</u>
Personal Services and Related	55,919.9	39,740.4	71.1%	3.8	Salaries & Benefits
Contractual Services	182,637.1	79,150.9	43.3%	7,076.1	Agency Contracts (see below); Non-Employee Travel; Conferences; Registration Fees
Travel	2,548.1	1,133.3	44.5%	1.2	Staff Travel
Commodities	724.0	123.6	17.1%	0.1	Supplies; Books
Printing	748.5	66.6	8.9%	0.0	Agency Printing
Equipment	1,184.7	111.3	9.4%	8.0	Computers; Printers; Furniture
Telecommunications	1,070.1	460.2	43.0%	35.4	Telecommunications Expenses
Auto Operations	20.6	20.6	100.0%	0.0	Operation of Agency Autos
Prompt Payment Act	74.4	70.0	0.0%	18.4	Prompt Payment
Refunds	14.7	1.5	10.2%	0.0	Refunds
Temp. Relocation Revolving Fund	1,500.0	1,500.0	100.0%	0.0	Interfund Cash Transfer
Grants	9,525,262.7	8,835,260.6	92.8%	111,307.4	See Detail Below
School Construction Grants	92,285.1	46,784.0	50.7%	-70.8	School Construction Funds
TOTAL	9,863,989.9	9,004,423.0		118,379.6	

	<u>Funded Amount</u>	<u>Expended Year to Date</u>	<u>% Spent Year to Date</u>	<u>August Expenditures</u>	<u>Description</u>
Agency Contracts Breakdown:					
<u>Human Resources</u>					
Schuyler Roche & Chrisham					Arbitration matters
GRF	257.6	257.6	100.0%	0.0	
Jackson Lewis	60.0	32.6	54.4%	32.6	Litigation, legal counsel and guidance in anticipation of litigation.
<u>Administrative Services</u>					
Alzina					Building lease in Springfield
GRF	1,282.9	1,282.9	100.0%	140.7	
Other State	367.6	343.6	93.5%	0.0	
Federal	750.5	701.6	93.5%	0.0	
Facilities Management					
GRF	126.9	126.9	100.0%	10.7	Rent for Chicago Office, Thompson Center
Other State	4.0	4.0	100.0%	0.3	
Federal	177.6	177.6	100.0%	15.0	
Xerox Corporation					Will supply copier maintenance and repair to ISBE's XEROX machines.
GRF	57.2	57.2	100.0%	0.0	
Other State	9.7	9.7	100.0%	0.0	
Xerox Corporation					Will supply copier maintenance and repair to ISBE's XEROX machines.
GRF	30.8	27.3	88.7%	0.0	
Other State	30.8	1.1	3.5%	0.2	
<u>General Counsel/Legal</u>					
7 Impartial Hearing Officers					Teacher Dismissal Hearing Officers

	<u>Funded Amount</u>	<u>Expended Year to Date</u>	<u>% Spent Year to Date</u>	<u>August Expenditures</u>	<u>Description</u>
GRF	18.4	14.7	79.9%	1.5	
Laner Muchin Ltd					Prosecution of Educator misconduct cases and any other cases ISBE may request
GRF	250.0	64.1	25.6%	0.1	
ADR International, LLC					Pursuant to PA97-8 will provide training to hearing officers to enable them to preside over tenured teacher dismissal hearings across the State of Illinois.
GRF	75.0	75.0	100.0%	0.0	
Hazel Crest SD #152.5					To pay for the settlement agreement with Innovation Modular Solutions (IMS) and to pay the District attorney's fees.
Other State	1,200.0	1,183.1	98.6%	0.0	
<u>Information Technology</u>					
Levi Ray & Shoup Inc					One Programmer/Analyst to assist in the further development and continuation of the Web-based Illinois Nutrition System (WINS).
Federal	122.4	119.9	98.0%	0.0	
Marucco Stoddard, Ferenbach & Walsh (MSF&W)					One lead programmer for Child Nutrition (CNS), Claim Entry System (ACES) and LAN based Child Nutrition System - MY11213
Federal	162.3	138.4	85.3%	0.0	
Ashbaugh & Associates					Two programmers for the Special Education Data System - MY11211
Federal	312.7	258.5	82.7%	0.0	
Lead IT					One programmer for Child Nutrition (CNS), Claim Entry System (ACES) and LAN based Child Nutrition System - MY11212
Federal	129.5	112.2	86.6%	0.0	
Ashbaugh & Associates					Two programmers for Child Nutrition (CNS), Claim Entry System (ACES) and LAN based Child Nutrition System - MY11214
Federal	326.7	287.0	87.9%	0.0	
Utilistar					Data analysis and reporting for Supplemental Education Services
Federal	49.9	25.4	50.9%	0.0	
Ashbaugh & Associates					Programmer for Teacher Certification Information System and Educator Certification System MY09212
Other State	162.3	162.3	100.0%	0.0	
Capitol Strategies Inc					Two Programmers for Child Nutrition System - MY08212
Federal	324.7	316.3	97.4%	0.0	
IBM					Ongoing maintenance for the Statewide Student Information System
GRF	750.0	750.0	100.0%	0.0	
Other State	350.0	350.0	100.0%	0.0	
Federal	600.0	600.0	100.0%	0.0	
Capitol Strategies Consulting					Continued development and maintenance of the entity profile system; assist staff in interfacing ISBE's current applications with EPS, implement enhancement requests and provide support, update user manuals and system documentation of the entity system.
GRF	155.4	92.2	59.3%	0.0	
Capitol Strategies Consulting					Will provide a business analyst and a two programming analysts for the maintenance and support of the Educator Licensure Information System (ELIS). Will implement programming improvements to the processes within ELIS surrounding evaluations and the issuance of licenses, endorsements and approvals.
Other State	192.0	48.8	25.4%	0.0	

College and Career Readiness

	<u>Funded Amount</u>	<u>Expended Year to Date</u>	<u>% Spent Year to Date</u>	<u>August Expenditures</u>	<u>Description</u>
Sangamon County ROE					Staff support for Illinois Mathematics and Science Partnership Program and Enhancing Education Through Technology as well as other statewide initiatives
Federal	70.0	70.0	100.0%	0.0	
EvalSolutions					Will provide external evaluation for Illinois Mathematics and Science Partnerships Program
Federal	63.5	63.5	100.0%	0.0	
University of Illinois					Will support the implementation and continuous improvement of the pathways initiative, including the STEM POS and Learning Exchanges.
Federal	291.8	291.8	100.0%	0.0	
Illinois Foundation FFA					Will establish a governance structure in which the Lead Entity will serve as administrative and fiscal agent of the Agriculture Learning Exchange.
Federal	173.7	173.7	100.0%	0.0	
Illinois Science and Technology Inst.					Will establish a governance structure in which the Lead Entity will serve as administrative and fiscal agent of the Research and Development Learning Exchange.
Federal	222.9	208.0	93.3%	0.0	
Illinois Manufacturers' Association					Will establish a governance structure in which the Lead Entity will serve as administrative and fiscal agent of the Manufacturing Learning Exchange.
Federal	183.8	183.8	100.0%	0.0	
Illinois Community College Board					Will perform services related to the STEM College and Career Readiness project (CCR), which will support the implementation of programs of study by connecting remedial education to programs of study efforts
Federal	456.6	349.0	76.4%	0.0	
Comptia Workforce Development					Will establish a governance structure in which the Lead Entity will serve as administrative and fiscal agent of the Information Technology Learning Exchange.
Federal	142.0	142.0	100.0%	0.0	
University of Illinois					Will establish a governance structure in which the Lead Entity will serve as administrative and fiscal agent of the Health Science Learning Exchange.
Federal	159.2	159.2	100.0%	0.0	
Southwestern Ed. Dev. Corp					Will assist ISBE with state sponsored technical assistance workshops and professional development for 21st CCLC grantees.
Federal	599.2	599.2	100.0%	0.0	
Illinois Community College Board					Will provide support for Common Core State Standards implementation by supporting local curriculum alignment meetings in English Language Arts and Math at each state Community College.
Federal	210.4	191.5	91.0%	0.0	
Sangamon County ROE					Will provide staff assistance to review budgets for 21st CCLC and other grants as needed. Will provide monitors and advisors for 21st CCLC grantees and site visits.
Federal	65.0	25.4	39.0%	4.4	
Illinois Board of Higher Education					Will focus on advancement of the implementation and alignment of Common Core State Standards across secondary and post secondary curricula through the development of a regional consortia of universities, community colleges and high schools through outreach.
Federal	138.2	120.7	87.3%	0.0	
Illinois State University					Will convene and facilitate the work of multi-state teams to support common core statewide implementation planning. Provide leadership and coordination of the Partnership for the Assessment Readiness for College and Career (PARCC) Educator Leader Core.
Federal	1,064.4	1,064.4	100.0%	0.0	
Education Development Center					Will evaluate the implementation of the 21st CCLC Program in Illinois by measuring how

	<u>Funded Amount</u>	<u>Expended Year to Date</u>	<u>% Spent Year to Date</u>	<u>August Expenditures</u>	<u>Description</u>
Federal	207.2	207.2	100.0%	0.0	
Illinois Board of Higher Education					Will establish further the advancement and alignment of Common Core Standards across
Federal	150.0	39.3	26.2%	0.0	
<u>Early Childhood</u>					
National Louis University					Third party monitoring of Early Childhood Block Grant Programs
GRF	852.9	852.9	100.0%	0.0	
IL Department of Human Services					Gateways to Opportunities Scholarship Program for Early Childhood
GRF	500.0	500.0	100.0%	0.0	
WestEd					Contractor will develop the Illinois Kindergarten Individual Development Survey
GRF	1,523.3	1,523.3	100.0%	0.0	
IL Department of Human Services					ISBE is the fiscal agent for RTT-ELC funds. This agreement will give ISBE the authority to transfer funds to the Illinois Department of Human Services to comply with the terms of the state's RTT-ELC application.
Federal	6,544.9	6,210.1	94.9%	50.9	
Northern Illinois University					Will provided services to ISBE and the Governor's Office of Early Childhood Development (OECD) to support OECD's implementation of the State's Race to the Top Early Learning Challenge Grant.
Federal	174.9	174.9	100.0%	0.0	
WestEd					Will develop an online Inter Rater Agreement System for the KIDS assessment.
Federal	304.7	304.7	100.0%	0.0	
IL Department of Children and Family Services					DCFS will provide professional services to advance in the development of weighting (risk assessment) and key indicator systems for child day care licensing.
Federal	200.0	95.4	47.7%	0.0	
<u>English Language Learning</u>					
Illinois Resource Center					Statewide professional development
GRF	1,786.6	1,786.6	100.0%	0.0	
Federal	125.0	80.7	64.5%	0.0	
Illinois Migrant Council					Support & technical assistance to the Migrant Education Program
Federal	81.8	81.8	100.0%	0.0	
University of Wisconsin					Will create academic Spanish language development standards for grades PreK-12 and
Federal	919.1	753.7	82.0%	0.0	
Illinois Migrant Council					Support & technical assistance to the Migrant Education Program
Federal	491.7	491.7	100.0%	0.0	
<u>Special Education Services</u>					
11 Hearing Officers					Impartial Hearing Officers in the local-level - Section 14-8.02 of the School Code
Federal	548.5	505.8	92.2%	2.4	
9 Mediation Officers					Special Education mediation services
Federal	95.8	82.1	85.7%	0.1	
ROE # 20					Harrisburg Project - Manage software for special education districts and co-ops
Federal	709.4	709.4	100.0%	0.0	
Measurement Incorporated					Special Education parent survey
Federal	65.0	65.0	100.0%	0.0	
Capitol Strategies Consulting					Maintain Special Education Database System
Federal	155.8	129.9	83.3%	0.0	
Illinois State University					Evaluation services for the 5 year State Personnel Development Grant
Federal	150.0	150.0	100.0%	0.0	

	<u>Funded Amount</u>	<u>Expended Year to Date</u>	<u>% Spent Year to Date</u>	<u>August Expenditures</u>	<u>Description</u>
Peoria County ROE					Administer, plan and implement the IL Virtual School (IVS) Program
GRF	1,200.0	1,200.0	100.0%	0.0	
Federal	250.0	250.0	100.0%	0.0	
Special Education Solutions					Training and on-going staff development for Due Process Hearing Officers
Federal	134.7	134.7	100.0%	0.0	
Waterloo CUSD 5					School Technology Loan Agreement
Other State	300.1	300.1	100.0%	0.0	
Sycamore CUSD 427					School Technology Loan Agreement
Other State	402.7	402.7	100.0%	0.0	
Marengo-Union ECSD 165					School Technology Loan Agreement
Other State	159.3	159.3	100.0%	0.0	
Forestville Valley CUSD 221					School Technology Loan Agreement
Other State	112.8	112.8	100.0%	0.0	
Casey-Westfield CUSD 4C					School Technology Loan Agreement
Other State	117.7	117.7	100.0%	0.0	
COMMUNITY UNIT SCHOOL DIST 200					School Technology Loan Agreement
Other State	325.0	325.0	100.0%	0.0	
LAMOILLE CUSD 303					School Technology Loan Agreement
Other State	53.2	53.2	100.0%	0.0	
RIVER TRAILS SD 26					School Technology Loan Agreement
Other State	219.4	219.4	100.0%	0.0	
COMMUNITY UNIT SCHOOL DIST 2					School Technology Loan Agreement
Other State	178.0	178.0	100.0%	0.0	
HINCKLEY BIG ROCK CUSD 429					School Technology Loan Agreement
Other State	97.6	97.6	100.0%	0.0	
WINNEBAGO CUSD 323					School Technology Loan Agreement
Other State	165.1	165.1	100.0%	0.0	
ROCKDALE SD 84					School Technology Loan Agreement
Other State	64.5	64.5	100.0%	0.0	
SANDWICH CUSD 430					School Technology Loan Agreement
Other State	238.8	238.8	100.0%	0.0	
PEORIA HEIGHTS CUSD 325					School Technology Loan Agreement
Other State	100.0	100.0	100.0%	0.0	
LOCKPORT SD 91					School Technology Loan Agreement
Other State	125.8	125.8	100.0%	0.0	
CLAY CITY CUSD 10					School Technology Loan Agreement
Other State	56.7	56.7	100.0%	0.0	
LEMONT-BROMBEREK CSD 113A					School Technology Loan Agreement
Other State	366.4	366.4	100.0%	0.0	
BLUFORD GRADE SCHOOL 114					School Technology Loan Agreement
Other State	50.0	50.0	100.0%	0.0	
MUNDELEIN COUNTY OF LAKE					School Technology Loan Agreement
Other State	265.5	265.5	100.0%	0.0	
<u>Innovation and Improvement</u>					
University of Memphis					Evaluation of the effectiveness of providers for Supplemental Education Services
Federal	154.5	154.5	100.0%	0.0	

Assessment

	<u>Funded Amount</u>	<u>Expended Year to Date</u>	<u>% Spent Year to Date</u>	<u>August Expenditures</u>	<u>Description</u>
NCS Pearson (Harcourt)					Implement the Illinois Standards Achievement Test (ISAT) and state assessment and
GRF	8,169.3	8,168.8	100.0%	1,373.7	
Federal	5,479.1	5,479.1	100.0%	-334.0	
NCS Pearson (Harcourt)					Development of the Illinois Standards Achievement Test- MY05647
GRF	3,023.3	3,003.3	99.3%	498.3	
Federal	1,489.5	1,489.5	100.0%	0.0	
NCS Pearson, Inc.					IAA Test Development (MY066410)
Federal	2,930.5	2,920.5	99.7%	17.8	
Wisconsin University - WIDA					Title III Requirements for the ACCESS test (English Language Learning). Validated through
GRF	4,269.6	4,269.6	100.0%	0.0	
Other State	763.2	0.0	0.0%	0.0	
American College Testing					Administration of the Prairie State Achievement Exam (PSAE)
GRF	13,450.2	13,450.2	100.0%	2,413.2	
Other State	102.6	102.6	100.0%	102.6	
Federal	3,314.9	1,342.0	40.5%	26.0	
Harte-Hanks					Will provide evaluation and review of vendor services to ensure the quality and accuracy of all Illinois' assessments
Federal	379.0	198.3	52.3%	0.0	
Danny Long					Will serve as the Partnership for Assessment of Readiness for College and Careers (PARCC) Coordinator.
Federal	117.0	117.0	100.0%	103.0	
GRF	10.0	3.8	37.5%	0.0	
Wesley D. Bruce					Will provide professional consultation and management services relating to ISBE and Partnership Assessment of Readiness for College Careers (PARCC) assessment accountability, and develop a technology plan for the implementation of PARCC.
Other State	91.5	87.8	95.9%	0.0	
Education Development Center					Will provide guidance and framework for reviewing assessments to determine reliability and fairness of use to measure growth for teacher evaluation. Will pull together content teams to develop Type II and Type III assessments to be available to Race to the Top districts.
Federal	349.8	349.8	100.0%	0.0	
<u>System of Support and District Intervention</u>					
Macon Piatt ROE #39					Will support the consistent design and delivery of state professional development modules, materials and workshops through the statewide system in the areas of Math, Reading/Language Arts, Assessment/Data, Social Emotional Learning and Parent Involvement.
Federal	137.6	137.6	100.0%	0.0	
American Institutes for Research					Will direct and support the work of the Statewide System of Support (SSOS) in establishing programs and processes based on scientifically-based research and best practices.
Federal	12,379.0	9,379.0	75.8%	0.0	
Northern Illinois University					Refinement and maintenance of the IIRC and the development of a consolidated SIP/DIP/TIP and the Race to the Top Phase Three

	<u>Funded Amount</u>	<u>Expended Year to Date</u>	<u>% Spent Year to Date</u>	<u>August Expenditures</u>	<u>Description</u>
GRF	993.8	993.8	100.0%	0.0	
Federal	472.0	472.0	100.0%	0.0	
Academic Development, Inc.					Technical assistance to schools/districts in developing evaluations for the content and effectiveness of the parental involvement policy activities and programs for improving the academic quality of schools through the spread of internet technology
Federal	100.7	100.7	100.0%	0.0	
Sangamon County ROE #51					Will provide staff assistance to review budgets for school improvement 1003(a) and 1003(g) and other grants as needed. To provide monitors and advisors for School Improvement 1003(g) and System of Support and technical assistance.
Federal	100.0	100.0	100.0%	54.7	
Champaign-Ford ROE#9					Will provide resources, stipends and travel for committee members to develop a math curriculum models project focused on middle and high schools which can be adopted or adapted for each school if needed to implement.
Federal	509.3	509.3	100.0%	0.0	
<u>Educator Licensure</u>					
Hupp Information Technologies Other State	1,092.4	0.0	0.0%	0.0	Redesign of the TCIS TSR Systems
Illinois State University					Coordinate work to support of the National Board of Professional Teaching Standards to serve schools
Federal	350.2	342.4	97.8%	97.8	
<u>Preparation and Evaluation</u>					
3 Hearing Officers Other State	179.9	31.8	17.7%	0.0	Certification Revocation Hearing Officers
American Institutes for Research					Will provide a work plan that lays out strategic timelines and outcomes to be completed monthly through 6/30/13, in order to fulfill the short term and long term goals of PEAC
Federal	95.6	95.6	100.0%	0.0	
Westat					Will serve as the entity to conduct the PERA Research Based Study.
Federal	471.3	471.3	100.0%	117.8	
<u>Chief Performance Officer</u>					
IL Board of Higher Education					Integrate infrastructure and data systems of IBHE and ISBE for IL Longitudinal Data System
Federal	107.7	96.5	89.6%	0.0	
IL Board of Higher Education					IL Longitudinal Data System Status Reports
Federal	430.4	15.2	3.5%	0.0	
MSF&W					Co-project manager for the Illinois Longitudinal Data System (ILDS)
Federal	182.5	182.5	100.0%	0.0	
Illinois Community College Board					Funding for ICCB to perform certain services related to the State Longitudinal Data System ARRA Grant
Federal	700.0	360.1	51.4%	0.0	
Northern Illinois University					NIU will update the Illinois Interactive Report card to implement to new state report card per Public Act 097-0671.
Federal	190.0	190.0	100.0%	0.0	
Diversified Services Network					Time and materials contract for one business analyst for the Illinois Longitudinal Data System.
Federal	175.3	160.6	91.6%	0.0	

	<u>Funded Amount</u>	<u>Expended Year to Date</u>	<u>% Spent Year to Date</u>	<u>August Expenditures</u>	<u>Description</u>
22nd Century Technologies Inc					Time and materials contract for one business analyst for the Illinois Longitudinal Data System.
Federal	133.5	58.7	44.0%	0.0	
Paradigm Solutions Inc					Time and materials contract for two programmer analysts for the Illinois Longitudinal Data System.
Federal	396.4	241.5	60.9%	0.0	
MSF&W					Will implement a knowledge management system for ISBE as part of the Longitudinal Data System project.
Federal	174.1	174.1	100.0%	0.0	
Champaign-Ford ROE #9					Will perform the services required to complete the LEA Support and Regional Capacity project as detailed in the Race to the Top grant.
	160.0	160.0	100.0%	0.0	
IlliniCloud					Will provide professional development services to train personnel in Race to the Top participating in LEAS to implement and use the Illinois Shared Learning Environment (ISLE). Will provide technical training for teachers, district technical staff, and administrators. Will perform content tagging that will enable digital content to be searchable through ISLE applications and accessible for teachers using ISLE.
Federal	642.6	537.5	83.6%	1.1	
National Student Clearinghouse					Purchase of National Student Clearinghouse data which will report the enrollment and progress of Illinois high school graduates who have matriculated to post secondary institutions within the United States.
Federal	182.8	182.8	100.0%	0.0	
UChicago Impact, LLC					Will develop and administer a statewide Survey of Learning Conditions as required by Section 2-3.153 of the School Code (105ILCS5/2-3.153).
GRF	133.4	133.4	100.0%	0.0	
Federal	256.6	256.6	100.0%	234.0	
Northern Illinois University					Will provide services to support the startup activities of an ILDS multi-agency governance framework.
Federal	85.7	85.7	100.0%	0.0	
IBM					Will construct the ISBE Data Warehouse, a key component of the Illinois Longitudinal Data System (ILDS). Will be responsible for a scope of work that includes building the warehouse and all associated components.
Federal	1,800.0	1,800.0	100.0%	550.0	
Capitol Strategies Consulting					A data analyst will meet project needs for The Center for Performance including will generate ad hoc reports and data analysis in support of the division of Early Childhood and will also produce data submissions for the EDEN/EDFacts system.
GRF	85.0	39.1	46.0%	2.9	
Other State	80.3	0.0	0.0%	0.0	
Southern Illinois University					Will conduct a study of how Illinois school districts are using the 5Essentials Survey Data for school improvement. The study will provide guidance to the agency on the effectiveness of its Survey for Learning Conditions program and on refinements needed for future implementation.
Federal	79.4	79.4	100.0%	0.0	
<u>Fiscal and Procurement</u>					
Crowe Horwath					Will follow the agency procedures for GAAP reports and the IOC's SAMS chapter 27 procedures to assist staff in extracting and compiling data from the Agency's Internal Accounting System for the purpose of converting accounting information from cash basis GAAP reporting

	<u>Funded Amount</u>	<u>Expended Year to Date</u>	<u>% Spent Year to Date</u>	<u>August Expenditures</u>	<u>Description</u>
GRF	59.6	59.6	100.0%	0.0	
Multilingual Connections					Translation of documents from English to other languages
Federal	70.9	8.5	12.0%	0.0	
Other State	1.3	1.3	100.0%	0.0	
GRF	1.2	1.2	100.0%	0.0	
<u>Funding & Disbursements</u>					
MTW Solutions, LLC					Technical Support for e-Grants System
Federal	45.0	35.8	79.6%	0.0	
GRF	15.0	15.0	100.0%	0.0	
<u>Nutrition Programs</u>					
Legal Resolve, Inc.					Administrative Hearing Officer for Child Care Food Program
Federal	150.0	60.1	40.0%	0.0	
Department of Public Health					Conduct the summer food sanitation inspections
Federal	207.0	207.0	100.0%	140.0	
					Will purchase air, newspaper, radio space, transportation (bus/train) and billboard advertising space and/or time for a promotional campaign to create awareness and increase participation in the Summer Food Service Program.
Hambrick & Associates					
Federal	585.6	585.6	100.0%	585.6	
<u>School Business Services</u>					
North Chicago SD 187					Technical assistance to promote the financial health of the this district. Will provide funding toward the salary and benefits for a new financial and budget analyst position at the district.
Other State	128.5	119.5	93.0%	0.0	
East St. Louis SD 189					P.A. 98-0034, Sec 30 authorized the sum of \$3,000,000, appropriated from the General Revenue Fund to ISBE for the ordinary and contingent expenses of E. St Louis School District #189.
GRF	3,000.0	3,000.0	100.0%	0.0	
					Will provide funding toward salary, and benefits for a new Chief Financial Officer (CFO) position at the district.
East St. Louis SD 189					
Other State	236.0	131.6	55.8%	0.0	
LASALLE-PERU TOWNSHIP HIGH					School Maintenance Grant
Other State	50.0	50.0	100.0%	0.0	
KEWANEE CUSD 229					School Maintenance Grant
Other State	50.0	50.0	100.0%	0.0	
OHIO COMM CONS SD 17					School Maintenance Grant
Other State	50.0	50.0	100.0%	0.0	
MARSEILLES ESD 150					School Maintenance Grant
Other State	50.0	0.0	0.0%	0.0	
EAST PEORIA SD 86					School Maintenance Grant
Other State	50.0	50.0	100.0%	0.0	
LOCKPORT SD 91					School Maintenance Grant
Other State	50.0	50.0	100.0%	0.0	
SOUTHWESTERN CUSD 9					School Maintenance Grant
Other State	50.0	50.0	100.0%	0.0	
OGLESBY ESD 125					School Maintenance Grant
Other State	50.0	0.0	0.0%	0.0	

	<u>Funded Amount</u>	<u>Expended Year to Date</u>	<u>% Spent Year to Date</u>	<u>August Expenditures</u>	<u>Description</u>
ST JOSEPH OGDEN CHSD305					School Maintenance Grant
Other State	50.0	50.0	100.0%	0.0	
CRESTON CCSD 161					School Maintenance Grant
Other State	50.0	50.0	100.0%	0.0	
BELLEVILLE SD 118					School Maintenance Grant
Other State	50.0	50.0	100.0%	0.0	
BOND COUNTY 2					School Maintenance Grant
Other State	50.0	50.0	100.0%	0.0	
DOLTON CUSD 149					School Maintenance Grant
Other State	50.0	50.0	100.0%	0.0	
JOLIET PUBLIC SCH DIST 86					School Maintenance Grant
Other State	50.0	50.0	100.0%	0.0	
SIGNAL HILL SD 181					School Maintenance Grant
Other State	50.0	50.0	100.0%	0.0	
ASTORIA CUSD 1					School Maintenance Grant
Other State	50.0	50.0	100.0%	0.0	
ARMSTRONG-ELLIS CSD 61					School Maintenance Grant
Other State	50.0	50.0	100.0%	0.0	
MIDWEST CENTRAL CUD 191					School Maintenance Grant
Other State	50.0	50.0	100.0%	0.0	
LANSING SD 158					School Maintenance Grant
Other State	50.0	50.0	100.0%	0.0	
EAST ALTON-WOOD RIVER					School Maintenance Grant
Other State	50.0	50.0	100.0%	0.0	
ANNA SD 37					School Maintenance Grant
Other State	50.0	50.0	100.0%	0.0	
HARDIN CNTY CUD 1					School Maintenance Grant
Other State	50.0	50.0	100.0%	0.0	
GILLESPIE CUSD 7					School Maintenance Grant
Other State	50.0	50.0	100.0%	0.0	
MAHOMET-SEYMOUR CUSD 3					School Maintenance Grant
Other State	50.0	50.0	100.0%	0.0	
WASHINGTON CHSD 308					School Maintenance Grant
Other State	50.0	50.0	100.0%	0.0	
GIBSON-MELVIN-SIBLEY CUSD 5					School Maintenance Grant
Other State	50.0	50.0	100.0%	0.0	
CARLINVILLE CUSD 1					School Maintenance Grant
Other State	50.0	50.0	100.0%	0.0	
MERIDIAN CUSD 15					School Maintenance Grant
Other State	50.0	50.0	100.0%	0.0	
CENTRAL CUSD 4					School Maintenance Grant
Other State	50.0	50.0	100.0%	0.0	
CRYSTAL LAKE CCSD 47					School Maintenance Grant
Other State	50.0	50.0	100.0%	0.0	
FAIRMONT SD 89					School Maintenance Grant
Other State	50.0	50.0	100.0%	0.0	
CASEY-WESTFIELD CUSD 4C					School Maintenance Grant
Other State	50.0	50.0	100.0%	0.0	
PRINCETON TWP HSD 500					School Maintenance Grant

	<u>Funded Amount</u>	<u>Expended Year to Date</u>	<u>% Spent Year to Date</u>	<u>August Expenditures</u>	<u>Description</u>
Other State	50.0	50.0	100.0%	0.0	
DU QUOIN COMMUNITY UNIT SCHOOL					School Maintenance Grant
Other State	50.0	50.0	100.0%	0.0	
KANKAKEE SD 111					School Maintenance Grant
Other State	50.0	50.0	100.0%	0.0	
QUEEN BEE SD 16					School Maintenance Grant
Other State	50.0	50.0	100.0%	0.0	
LIMESTONE CHSD 310					School Maintenance Grant
Other State	50.0	50.0	100.0%	0.0	
PIKELAND CUSD 10					School Maintenance Grant
Other State	50.0	50.0	100.0%	0.0	
KINNIKINNICK CCSD131					School Maintenance Grant
Other State	50.0	50.0	100.0%	0.0	
CHRISTOPHER UNIT SCHOOL DIST 99					School Maintenance Grant
Other State	50.0	50.0	100.0%	0.0	
WALTONVILLE CUSD 1					School Maintenance Grant
Other State	50.0	50.0	100.0%	0.0	
SUNNYBROOK SCHOOL DIST 171					School Maintenance Grant
Other State	50.0	50.0	100.0%	0.0	
SPARTA CUSD 140					School Maintenance Grant
Other State	50.0	50.0	100.0%	0.0	
PEARL CITY CUSD 200					School Maintenance Grant
Other State	50.0	50.0	100.0%	0.0	
SHELBYVILLE CUSD 4					School Maintenance Grant
Other State	50.0	50.0	100.0%	0.0	
GALATIA CUSD 1					School Maintenance Grant
Other State	50.0	50.0	100.0%	0.0	
CHESTER CUSD 139					School Maintenance Grant
Other State	50.0	50.0	100.0%	0.0	
DOLTON SCHOOL DIST 148					School Maintenance Grant
Other State	50.0	50.0	100.0%	0.0	
THORNTON THSD 205					School Maintenance Grant
Other State	50.0	50.0	100.0%	0.0	
LENA WINSLOW CUSD 202					School Maintenance Grant
Other State	50.0	50.0	100.0%	0.0	
ORANGEVILLE SCHOOL DISTRICT 203					School Maintenance Grant
Other State	50.0	50.0	100.0%	0.0	
SARATOGA CCSD 60C					School Maintenance Grant
Other State	50.0	50.0	100.0%	0.0	
WOODLAND CCSD 50					School Maintenance Grant
Other State	50.0	50.0	100.0%	0.0	
HARRISON SD 36					School Maintenance Grant
Other State	50.0	50.0	100.0%	0.0	
LYONS SD 103					School Maintenance Grant
Other State	50.0	50.0	100.0%	0.0	
MANHATTAN SD 114					School Maintenance Grant
Other State	50.0	50.0	100.0%	0.0	
ZION-BENTON THSD 126					School Maintenance Grant
Other State	50.0	50.0	100.0%	0.0	

	<u>Funded Amount</u>	<u>Expended Year to Date</u>	<u>% Spent Year to Date</u>	<u>August Expenditures</u>	<u>Description</u>
WESTERN COMMUNITY UNIT SD 12					School Maintenance Grant
Other State	50.0	50.0	100.0%	0.0	
CALUMET CITY SD 155					School Maintenance Grant
Other State	50.0	50.0	100.0%	0.0	
BELLEVILLE TWP HSD 201					School Maintenance Grant
Other State	50.0	50.0	100.0%	0.0	
CHESTER-EAST LINCOLN CCSD 61					School Maintenance Grant
Other State	50.0	50.0	100.0%	0.0	
MERIDIAN CUSD 101					School Maintenance Grant
Other State	50.0	50.0	100.0%	0.0	
SOUTH HOLLAND SD 151					School Maintenance Grant
Other State	50.0	50.0	100.0%	0.0	
NORTH WAMAC SD 186					School Maintenance Grant
Other State	50.0	50.0	100.0%	0.0	
ASHLEY CCSD 15					School Maintenance Grant
Other State	50.0	50.0	100.0%	0.0	
ELVERADO CUSD 196					School Maintenance Grant
Other State	50.0	50.0	100.0%	0.0	
ZION ESD 6					School Maintenance Grant
Other State	50.0	50.0	100.0%	0.0	
EAST MOLINE SD 37					School Maintenance Grant
Other State	50.0	50.0	100.0%	0.0	
EAST ST LOUIS SD 189					School Maintenance Grant
Other State	50.0	50.0	100.0%	0.0	
LASALLE ESD 122					School Maintenance Grant
Other State	50.0	50.0	100.0%	0.0	
PRAIRIE-HILLS ELEM SD 144					School Maintenance Grant
Other State	50.0	50.0	100.0%	0.0	
OTTAWA THSD 140					School Maintenance Grant
Other State	50.0	50.0	100.0%	0.0	
GALESBURG CUSD 205					School Maintenance Grant
Other State	50.0	50.0	100.0%	0.0	
GOREVILLE CUD 1					School Maintenance Grant
Other State	50.0	50.0	100.0%	0.0	
CENTRALIA SD 135					School Maintenance Grant
Other State	50.0	50.0	100.0%	0.0	
FAIRFIELD PSD 112					School Maintenance Grant
Other State	50.0	50.0	100.0%	0.0	
NEW HOPE CCSD 6					School Maintenance Grant
Other State	50.0	50.0	100.0%	0.0	
FAIRFIELD CHSD 225					School Maintenance Grant
Other State	50.0	50.0	100.0%	0.0	
BENTON CHSD 103					School Maintenance Grant
Other State	50.0	50.0	100.0%	0.0	
ROCK ISLAND SD 41					School Maintenance Grant
Other State	50.0	50.0	100.0%	0.0	
EWING NORTHERN CCSD 115					School Maintenance Grant
Other State	50.0	50.0	100.0%	0.0	
FARRINGTON CCSD 99					School Maintenance Grant

	<u>Funded Amount</u>	<u>Expended Year to Date</u>	<u>% Spent Year to Date</u>	<u>August Expenditures</u>	<u>Description</u>
Other State LICK CREEK CCSD 16	50.0	50.0	100.0%	0.0	School Maintenance Grant
Other State EGYPTIAN CUSD 5	50.0	50.0	100.0%	0.0	School Maintenance Grant
Other State COUNTY OF WILL SCHOOL DIST 88	50.0	50.0	100.0%	0.0	School Maintenance Grant
Other State STREATOR TWP HSD 40	50.0	50.0	100.0%	0.0	School Maintenance Grant
Other State CENTRAL A AND M COMMUNITY UNIT	50.0	50.0	100.0%	0.0	School Maintenance Grant
Other State MT VERNON CITY SCHOOL 80	50.0	50.0	100.0%	0.0	School Maintenance Grant
Other State HARMONY EMGE SD 175	50.0	50.0	100.0%	0.0	School Maintenance Grant
Other State BOARD OF ED SD 100	50.0	50.0	100.0%	0.0	School Maintenance Grant
Other State FREEPORT SD 145	50.0	50.0	100.0%	0.0	School Maintenance Grant
Other State OFALLON COMM CONS 90	50.0	50.0	100.0%	0.0	School Maintenance Grant
Other State COMMUNITY UNIT SCH DIST NO 1	50.0	50.0	100.0%	0.0	School Maintenance Grant
Other State COOK CO BD OF ED 89	50.0	50.0	100.0%	0.0	School Maintenance Grant
Other State SULLIVAN C U SCHOOL DIST 300	50.0	50.0	100.0%	0.0	School Maintenance Grant
Other State CARTERVILLE CUSD 5	50.0	50.0	100.0%	0.0	School Maintenance Grant
Other State EAST RICHLAND CUSD 1	50.0	50.0	100.0%	0.0	School Maintenance Grant
Other State ANNA JONESBORO CHSD 81	50.0	50.0	100.0%	0.0	School Maintenance Grant
Other State ROCK FALLS ESD 13	50.0	50.0	100.0%	0.0	School Maintenance Grant
Other State RED HILL CUSD 10	50.0	50.0	100.0%	0.0	School Maintenance Grant
Other State ROSSVILLE-ALVIN CSD 7	50.0	50.0	100.0%	0.0	School Maintenance Grant
Other State LITCHFIELD CUD 12	50.0	50.0	100.0%	0.0	School Maintenance Grant
Other State ROCKTON SD 140	50.0	50.0	100.0%	0.0	School Maintenance Grant
Other State POTOMAC CUSD 10	50.0	50.0	100.0%	0.0	School Maintenance Grant
Other State MILLSTADT CCSD 160	50.0	50.0	100.0%	0.0	School Maintenance Grant
Other State PONTIAC TWP HSD 90	50.0	50.0	100.0%	0.0	School Maintenance Grant
Other State	50.0	50.0	100.0%	0.0	

	<u>Funded Amount</u>	<u>Expended Year to Date</u>	<u>% Spent Year to Date</u>	<u>August Expenditures</u>	<u>Description</u>
ILLINI CENTRAL SCHOOL DIST 189					School Maintenance Grant
Other State	50.0	50.0	100.0%	0.0	
NORTH WAYNE CUSD 200					School Maintenance Grant
Other State	50.0	50.0	100.0%	0.0	
MT OLIVE CUSD 5					School Maintenance Grant
Other State	50.0	50.0	100.0%	0.0	
ARCOLA CUSD 306					School Maintenance Grant
Other State	50.0	50.0	100.0%	0.0	
OHIO CHSD 505					School Maintenance Grant
Other State	50.0	50.0	100.0%	0.0	
PROPHETSTOWN-LYNDON CUSD 3					School Maintenance Grant
Other State	50.0	50.0	100.0%	0.0	
PRINCETON ELEM SD 115					School Maintenance Grant
Other State	50.0	50.0	100.0%	0.0	
SALEM SD 111					School Maintenance Grant
Other State	50.0	50.0	100.0%	0.0	
ARMSTRONG TWP HSD 225					School Maintenance Grant
Other State	50.0	50.0	100.0%	0.0	
CARBONDALE CHSD 165					School Maintenance Grant
Other State	50.0	50.0	100.0%	0.0	
SOUTH CENTRAL CUSD 401					School Maintenance Grant
Other State	50.0	50.0	100.0%	0.0	
BURNHAM COOK COUNTY					School Maintenance Grant
Other State	50.0	50.0	100.0%	0.0	
EAST COLOMA-NELSON CONS ELEM					School Maintenance Grant
Other State	50.0	50.0	100.0%	0.0	
ARGO CHSD 217					School Maintenance Grant
Other State	50.0	50.0	100.0%	0.0	
COMMUNITY UNIT SCHOOL DIST 3					School Maintenance Grant
Other State	50.0	50.0	100.0%	0.0	
MENDON CUSD 4					School Maintenance Grant
Other State	50.0	50.0	100.0%	0.0	
PIKELAND CUSD 10					School Maintenance Grant
Other State	50.0	50.0	100.0%	0.0	
WESTERN COMMUNITY UNIT SD 12					School Maintenance Grant
Other State	50.0	50.0	100.0%	0.0	
GOREVILLE CUD 1					School Maintenance Grant
Other State	50.0	50.0	100.0%	0.0	
NEW SIMPSON HILL C D 32					School Maintenance Grant
Other State	50.0	50.0	100.0%	0.0	
SHAWNEE CUSD 84					School Maintenance Grant
Other State	50.0	50.0	100.0%	0.0	
MULBERRY GROVE CUSD 1					School Maintenance Grant
Other State	50.0	50.0	100.0%	0.0	
BOND COUNTY 2					School Maintenance Grant
Other State	50.0	50.0	100.0%	0.0	
EFFINGHAM CUSD 40					School Maintenance Grant
Other State	50.0	50.0	100.0%	0.0	
COMMUNITY UNIT SCHOOL DIST 50					School Maintenance Grant

	<u>Funded Amount</u>	<u>Expended Year to Date</u>	<u>% Spent Year to Date</u>	<u>August Expenditures</u>	<u>Description</u>
Other State BELVIDERE CUSD 100	50.0	50.0	100.0%	0.0	School Maintenance Grant
Other State ROCKTON SD 140	50.0	50.0	100.0%	0.0	School Maintenance Grant
Other State HONONEGAH CHSD 207	50.0	50.0	100.0%	0.0	School Maintenance Grant
Other State QUINCY SD 172	50.0	50.0	100.0%	0.0	School Maintenance Grant
Other State CAIRO SD 1	50.0	50.0	100.0%	0.0	School Maintenance Grant
Other State DURAND CUSD 322	50.0	50.0	100.0%	0.0	School Maintenance Grant
Other State WINNEBAGO CUSD 323	50.0	50.0	100.0%	0.0	School Maintenance Grant
Other State COMM CONS SCHOOL DISTRICT NO 15	50.0	50.0	100.0%	0.0	School Maintenance Grant
Other State PROSPECT HEIGHTS SD 23	50.0	50.0	100.0%	0.0	School Maintenance Grant
Other State RIVER TRAILS SD 26	50.0	50.0	100.0%	0.0	School Maintenance Grant
Other State NORTHBROOK SD 28	50.0	50.0	100.0%	0.0	School Maintenance Grant
Other State SUNSET RIDGE SD 29	50.0	50.0	100.0%	0.0	School Maintenance Grant
Other State NORTHBROOK-GLENVIEW SD 30	50.0	50.0	100.0%	0.0	School Maintenance Grant
Other State SCHOOL DIST 34 COOK COUNTY	50.0	50.0	100.0%	0.0	School Maintenance Grant
Other State COOK COUNTY SCHOOL DISTRICT 36	50.0	50.0	100.0%	0.0	School Maintenance Grant
Other State AVOCA SCHOOL DIST 37	50.0	50.0	100.0%	0.0	School Maintenance Grant
Other State WILMETTE SD 39	50.0	50.0	100.0%	0.0	School Maintenance Grant
Other State MOUNT PROSPECT SD 57	50.0	50.0	100.0%	0.0	School Maintenance Grant
Other State COMMUNITY CONS SCH DIST 62	50.0	50.0	100.0%	0.0	School Maintenance Grant
Other State BOARD OF EDUCATION	50.0	50.0	100.0%	0.0	School Maintenance Grant
Other State GOLF ELEM SD 67	50.0	50.0	100.0%	0.0	School Maintenance Grant
Other State SKOKIE SD 68	50.0	50.0	100.0%	0.0	School Maintenance Grant
Other State SKOKIE SD 69	50.0	50.0	100.0%	0.0	School Maintenance Grant
Other State MORTON GROVE SD 70	50.0	50.0	100.0%	0.0	School Maintenance Grant
Other State	50.0	50.0	100.0%	0.0	

	<u>Funded Amount</u>	<u>Expended Year to Date</u>	<u>% Spent Year to Date</u>	<u>August Expenditures</u>	<u>Description</u>
NILES ELEM SD 71					School Maintenance Grant
Other State	50.0	50.0	100.0%	0.0	
SKOKIE SD 73-5					School Maintenance Grant
Other State	50.0	50.0	100.0%	0.0	
LINCOLNWOOD SD 74					School Maintenance Grant
Other State	50.0	50.0	100.0%	0.0	
NEW TRIER TWP HSD 203					School Maintenance Grant
Other State	50.0	50.0	100.0%	0.0	
MAINE TWP HSD 207					School Maintenance Grant
Other State	50.0	50.0	100.0%	0.0	
TOWNSHIP HSD 214					School Maintenance Grant
Other State	50.0	50.0	100.0%	0.0	
TOWNSHIP HSD 211					School Maintenance Grant
Other State	50.0	50.0	100.0%	0.0	
BOARD OF EDUCATION DIST 78					School Maintenance Grant
Other State	50.0	50.0	100.0%	0.0	
COOK CNTY BD EDUCATION 083					School Maintenance Grant
Other State	50.0	50.0	100.0%	0.0	
FRANKLIN PARK SD 84					School Maintenance Grant
Other State	50.0	50.0	100.0%	0.0	
RHODES SD 84-5					School Maintenance Grant
Other State	50.0	50.0	100.0%	0.0	
RIVER GROVE SD 85-5					School Maintenance Grant
Other State	50.0	50.0	100.0%	0.0	
UNION RIDGE SD 86					School Maintenance Grant
Other State	50.0	50.0	100.0%	0.0	
RIVER FOREST SD 90					School Maintenance Grant
Other State	50.0	50.0	100.0%	0.0	
LINDOP SD 92					School Maintenance Grant
Other State	50.0	50.0	100.0%	0.0	
HILLSIDE SD 93					School Maintenance Grant
Other State	50.0	50.0	100.0%	0.0	
COUNTY OF COOK SCHOOL DIST 98					School Maintenance Grant
Other State	50.0	50.0	100.0%	0.0	
LYONS SD 103					School Maintenance Grant
Other State	50.0	50.0	100.0%	0.0	
LA GRANGE SD 105					School Maintenance Grant
Other State	50.0	50.0	100.0%	0.0	
LAGRANGE HIGHLANDS SD 106					School Maintenance Grant
Other State	50.0	50.0	100.0%	0.0	
OAK PARK & RIVER FOREST D 200					School Maintenance Grant
Other State	50.0	50.0	100.0%	0.0	
SCHOOL DIST 208-COOK COUNTY					School Maintenance Grant
Other State	50.0	50.0	100.0%	0.0	
LEYDEN CHSD 212					School Maintenance Grant
Other State	50.0	50.0	100.0%	0.0	
SCHOOL DIST 234 RIDGEWOOD HIGH					School Maintenance Grant
Other State	50.0	50.0	100.0%	0.0	
COUNTY OF COOK SCHOOL DIST 104					School Maintenance Grant

	<u>Funded Amount</u>	<u>Expended Year to Date</u>	<u>% Spent Year to Date</u>	<u>August Expenditures</u>	<u>Description</u>
Other State WILLOW SPRINGS SD 108	50.0	50.0	100.0%	0.0	School Maintenance Grant
Other State CENTRAL STICKNEY SD 110	50.0	50.0	100.0%	0.0	School Maintenance Grant
Other State SCHOOL DISTRICT 111	50.0	50.0	100.0%	0.0	School Maintenance Grant
Other State LEMONT-BROMBEREK CSD 113A	50.0	50.0	100.0%	0.0	School Maintenance Grant
Other State NORTH PALOS SD 117	50.0	50.0	100.0%	0.0	School Maintenance Grant
Other State COUNTY OF COOK SCHOOL DIST 122	50.0	50.0	100.0%	0.0	School Maintenance Grant
Other State OAK LAWN-HOMETOWN S D 123	50.0	50.0	100.0%	0.0	School Maintenance Grant
Other State PALOS HEIGHTS SD 128	50.0	50.0	100.0%	0.0	School Maintenance Grant
Other State KIRBY SD 140	50.0	50.0	100.0%	0.0	School Maintenance Grant
Other State FOREST RIDGE SD 142	50.0	50.0	100.0%	0.0	School Maintenance Grant
Other State COMMUNITY CONS SCH DIST 146	50.0	50.0	100.0%	0.0	School Maintenance Grant
Other State HARVEY SD 152	50.0	50.0	100.0%	0.0	School Maintenance Grant
Other State HOMEWOOD SD 153	50.0	50.0	100.0%	0.0	School Maintenance Grant
Other State FLOSSMOOR SD 161	50.0	50.0	100.0%	0.0	School Maintenance Grant
Other State SANDRIDGE SD 172	50.0	50.0	100.0%	0.0	School Maintenance Grant
Other State ARGO CHSD 217	50.0	50.0	100.0%	0.0	School Maintenance Grant
Other State COMMUNITY HIGH SCHOOL DIST 218	50.0	50.0	100.0%	0.0	School Maintenance Grant
Other State REAVIS TWP HSD 220	50.0	50.0	100.0%	0.0	School Maintenance Grant
Other State OAK LAWN CHSD 229	50.0	50.0	100.0%	0.0	School Maintenance Grant
Other State CONSOLIDATED HIGH SCH DIST 230	50.0	50.0	100.0%	0.0	School Maintenance Grant
Other State EVERGREEN PARK CHSD 231	50.0	50.0	100.0%	0.0	School Maintenance Grant
Other State CHADWICK-MILLEDGEVILLE CUSD 399	50.0	50.0	100.0%	0.0	School Maintenance Grant
Other State EAST DUBUQUE CUSD 119	50.0	50.0	100.0%	0.0	School Maintenance Grant
Other State GALENA CUSD 120	50.0	50.0	100.0%	0.0	School Maintenance Grant
Other State	50.0	50.0	100.0%	0.0	

	<u>Funded Amount</u>	<u>Expended Year to Date</u>	<u>% Spent Year to Date</u>	<u>August Expenditures</u>	<u>Description</u>
SUNNYBROOK SCHOOL DIST 171					School Maintenance Grant
Other State	50.0	50.0	100.0%	0.0	
STOCKTON CUSD 206					School Maintenance Grant
Other State	50.0	50.0	100.0%	0.0	
SCALES MOUND CUSD 211					School Maintenance Grant
Other State	50.0	50.0	100.0%	0.0	
DAKOTA CUSD 201					School Maintenance Grant
Other State	50.0	50.0	100.0%	0.0	
COMMUNITY UNIT SCHOOL DIST 3					School Maintenance Grant
Other State	50.0	50.0	100.0%	0.0	
COMMUNITY UNIT SCH DIST 7					School Maintenance Grant
Other State	50.0	50.0	100.0%	0.0	
HERITAGE CUSD 8					School Maintenance Grant
Other State	50.0	50.0	100.0%	0.0	
PRAIRIEVIEW-OGDEN CCSD 197					School Maintenance Grant
Other State	50.0	50.0	100.0%	0.0	
GIBSON-MELVIN-SIBLEY CUSD 5					School Maintenance Grant
Other State	50.0	50.0	100.0%	0.0	
COUNTY OF CHRISTIAN TAYLORVILLE					School Maintenance Grant
Other State	50.0	50.0	100.0%	0.0	
PANHANDLE COMM UNIT SCH DIST					School Maintenance Grant
Other State	50.0	50.0	100.0%	0.0	
HILLSBORO CUSD 3					School Maintenance Grant
Other State	50.0	50.0	100.0%	0.0	
CASEY-WESTFIELD CUSD 4C					School Maintenance Grant
Other State	50.0	50.0	100.0%	0.0	
CHARLESTON CUSD 1					School Maintenance Grant
Other State	50.0	50.0	100.0%	0.0	
WHEELING C C SCHOOL DIST 21					School Maintenance Grant
Other State	50.0	50.0	100.0%	0.0	
ALSIP-HAZLGRN-OAKLWN SD 126					School Maintenance Grant
Other State	50.0	50.0	100.0%	0.0	
MORRISONVILLE CUSD 1					School Maintenance Grant
Other State	50.0	50.0	100.0%	0.0	
COUNTY OF COLE					School Maintenance Grant
Other State	50.0	50.0	100.0%	0.0	
TUSCOLA CUSD 301					School Maintenance Grant
Other State	50.0	50.0	100.0%	0.0	
SCHOOL DISTRICT NO 95					School Maintenance Grant
Other State	50.0	50.0	100.0%	0.0	
SHELBYVILLE CUSD 4					School Maintenance Grant
Other State	50.0	50.0	100.0%	0.0	
STEWARDSON-STRASBURG CUD 5A					School Maintenance Grant
Other State	50.0	50.0	100.0%	0.0	
CLAY CITY CUSD 10					School Maintenance Grant
Other State	50.0	50.0	100.0%	0.0	
JASPER COUNTY CUD 1					School Maintenance Grant
Other State	50.0	50.0	100.0%	0.0	
EAST RICHLAND CUSD 1					School Maintenance Grant

	<u>Funded Amount</u>	<u>Expended Year to Date</u>	<u>% Spent Year to Date</u>	<u>August Expenditures</u>	<u>Description</u>
Other State	50.0	50.0	100.0%	0.0	
COUNTY OF RICHLAND					School Maintenance Grant
Other State	50.0	50.0	100.0%	0.0	
WESCLIN CUSD 3					School Maintenance Grant
Other State	50.0	50.0	100.0%	0.0	
CENTRAL COMM HIGH SCHL DIST 71					School Maintenance Grant
Other State	50.0	50.0	100.0%	0.0	
DEKALB CUSD 428					School Maintenance Grant
Other State	50.0	50.0	100.0%	0.0	
FIVE-COUNTY REG VOC SYST-EFE					School Maintenance Grant
Other State	50.0	50.0	100.0%	0.0	
KENILWORTH SD 38					School Maintenance Grant
Other State	50.0	50.0	100.0%	0.0	
ELMWOOD PARK SCHOOL TREAS					School Maintenance Grant
Other State	50.0	50.0	100.0%	0.0	
MATTOON CUSD 2					School Maintenance Grant
Other State	50.0	50.0	100.0%	0.0	
CENTRAL A AND M COMMUNITY UNIT					School Maintenance Grant
Other State	50.0	50.0	100.0%	0.0	
SANDWICH CUSD 430					School Maintenance Grant
Other State	50.0	50.0	100.0%	0.0	
SOMONAUK CUSD 432					School Maintenance Grant
Other State	50.0	50.0	100.0%	0.0	
TRI- POINT CUSD 6-J					School Maintenance Grant
Other State	50.0	50.0	100.0%	0.0	
ODELL CCSD 435					School Maintenance Grant
Other State	50.0	50.0	100.0%	0.0	
SAUNEMIN CCSD 438					School Maintenance Grant
Other State	50.0	50.0	100.0%	0.0	
LEROY CUSD 2					School Maintenance Grant
Other State	50.0	50.0	100.0%	0.0	
MCLEAN COUNTY UD 5					School Maintenance Grant
Other State	50.0	50.0	100.0%	0.0	
OLYMPIA CUSD 16					School Maintenance Grant
Other State	50.0	50.0	100.0%	0.0	
WOOD DALE SD 7					School Maintenance Grant
Other State	50.0	50.0	100.0%	0.0	
ITASCA PUBLIC SCHOOLS DIST 10					School Maintenance Grant
Other State	50.0	50.0	100.0%	0.0	
QUEEN BEE SD 16					School Maintenance Grant
Other State	50.0	50.0	100.0%	0.0	
KEENEYVILLE SD 20					School Maintenance Grant
Other State	50.0	50.0	100.0%	0.0	
BUTLER SD 53					School Maintenance Grant
Other State	50.0	50.0	100.0%	0.0	
WOODRIDGE SD 68					School Maintenance Grant
Other State	50.0	50.0	100.0%	0.0	
BELLWOOD SD 88					School Maintenance Grant
Other State	50.0	50.0	100.0%	0.0	

	<u>Funded Amount</u>	<u>Expended Year to Date</u>	<u>% Spent Year to Date</u>	<u>August Expenditures</u>	<u>Description</u>
PROVISO TWP HSD 209					School Maintenance Grant
Other State	50.0	50.0	100.0%	0.0	
CHICAGO RIDGE SD 1275					School Maintenance Grant
Other State	50.0	50.0	100.0%	0.0	
PARK FOREST SD 163					School Maintenance Grant
Other State	50.0	50.0	100.0%	0.0	
COMMUNITY UNIT DISTRICT 3					School Maintenance Grant
Other State	50.0	50.0	100.0%	0.0	
COMMUNITY UNIT SCHOOL DIST 4					School Maintenance Grant
Other State	50.0	50.0	100.0%	0.0	
SULLIVAN C U SCHOOL DIST 300					School Maintenance Grant
Other State	50.0	50.0	100.0%	0.0	
NORTH CLAY CUSD 25					School Maintenance Grant
Other State	50.0	50.0	100.0%	0.0	
CARLYLE CUSD 1					School Maintenance Grant
Other State	50.0	50.0	100.0%	0.0	
DAMIANSVILLE SD 62					School Maintenance Grant
Other State	50.0	50.0	100.0%	0.0	
COMMUNITY UNIT DIST 425					School Maintenance Grant
Other State	50.0	50.0	100.0%	0.0	
CLINTON CUSD 15					School Maintenance Grant
Other State	50.0	50.0	100.0%	0.0	
DOWNERS GROVE GSD 58					School Maintenance Grant
Other State	50.0	50.0	100.0%	0.0	
DARIEN SD 61					School Maintenance Grant
Other State	50.0	50.0	100.0%	0.0	
DUPAGE HSD 88					School Maintenance Grant
Other State	50.0	50.0	100.0%	0.0	
COMMUNITY CONS SCHOOL DIST 93					School Maintenance Grant
Other State	50.0	50.0	100.0%	0.0	
LAKE PARK CHSD 108					School Maintenance Grant
Other State	50.0	50.0	100.0%	0.0	
COMM CONS SCH DIST 180					School Maintenance Grant
Other State	50.0	50.0	100.0%	0.0	
COMMUNITY UNIT SCHOOL DIST 200					School Maintenance Grant
Other State	50.0	50.0	100.0%	0.0	
LISLE CUSD 202					School Maintenance Grant
Other State	50.0	50.0	100.0%	0.0	
INDIAN PRAIRIE 204					School Maintenance Grant
Other State	50.0	50.0	100.0%	0.0	
ELMHURST SD 205					School Maintenance Grant
Other State	50.0	50.0	100.0%	0.0	
DUPAGE AREA OCCUP EDUCATIONAL					School Maintenance Grant
Other State	50.0	50.0	100.0%	0.0	
POPE CO CUD 1					School Maintenance Grant
Other State	50.0	50.0	100.0%	0.0	
GALATIA CUSD 1					School Maintenance Grant
Other State	50.0	50.0	100.0%	0.0	
COMMUNITY CONSOLIDATED DIST 6					School Maintenance Grant

	<u>Funded Amount</u>	<u>Expended Year to Date</u>	<u>% Spent Year to Date</u>	<u>August Expenditures</u>	<u>Description</u>
Other State FAIRFIELD CHSD 225	50.0	50.0	100.0%	0.0	School Maintenance Grant
Other State NORRIS CITY-OMAHA-ENFIELD CU 3	50.0	50.0	100.0%	0.0	School Maintenance Grant
Other State BENTON CCSD 47	50.0	50.0	100.0%	0.0	School Maintenance Grant
Other State MARION CUSD 2	50.0	50.0	100.0%	0.0	School Maintenance Grant
Other State ASTORIA CUSD 1	50.0	50.0	100.0%	0.0	School Maintenance Grant
Other State FULTON COUNTY CUSD 3	50.0	50.0	100.0%	0.0	School Maintenance Grant
Other State CANTON UNION SD 66	50.0	50.0	100.0%	0.0	School Maintenance Grant
Other State NETTLE CREEK CCSD 24C	50.0	50.0	100.0%	0.0	School Maintenance Grant
Other State MORRIS SD 54	50.0	50.0	100.0%	0.0	School Maintenance Grant
Other State SCH DIST 60C	50.0	50.0	100.0%	0.0	School Maintenance Grant
Other State MORRIS CHSD 101	50.0	50.0	100.0%	0.0	School Maintenance Grant
Other State NEWARK CHSD 18	50.0	50.0	100.0%	0.0	School Maintenance Grant
Other State NEWARK CCSD 66	50.0	50.0	100.0%	0.0	School Maintenance Grant
Other State LISBON CCSD 90	50.0	50.0	100.0%	0.0	School Maintenance Grant
Other State YORKVILLE CUSD 115	50.0	50.0	100.0%	0.0	School Maintenance Grant
Other State OSWEGO CUSD 308	50.0	50.0	100.0%	0.0	School Maintenance Grant
Other State INA CCSD 8	50.0	50.0	100.0%	0.0	School Maintenance Grant
Other State WEST PRAIRIE CUSD 103	50.0	50.0	100.0%	0.0	School Maintenance Grant
Other State BUSHNELL PRAIRIE CITY CUSD 170	50.0	50.0	100.0%	0.0	School Maintenance Grant
Other State WEST CENTRAL CUSD 235	50.0	50.0	100.0%	0.0	School Maintenance Grant
Other State MERCER COUNTY SD 404	50.0	50.0	100.0%	0.0	School Maintenance Grant
Other State UNITED CUSD 304	50.0	50.0	100.0%	0.0	School Maintenance Grant
Other State OHIO COMM CONS SD 17	50.0	50.0	100.0%	0.0	School Maintenance Grant
Other State PRINCETON ELEM SD 115	50.0	50.0	100.0%	0.0	School Maintenance Grant
Other State	50.0	50.0	100.0%	0.0	

	<u>Funded Amount</u>	<u>Expended Year to Date</u>	<u>% Spent Year to Date</u>	<u>August Expenditures</u>	<u>Description</u>
BUREAU VALLEY CUSD 340					School Maintenance Grant
Other State	50.0	50.0	100.0%	0.0	
PRINCETON TWP HSD 500					School Maintenance Grant
Other State	50.0	50.0	100.0%	0.0	
OHIO CHSD 505					School Maintenance Grant
Other State	50.0	50.0	100.0%	0.0	
ORION CUSD 223					School Maintenance Grant
Other State	50.0	50.0	100.0%	0.0	
ALWOOD CUSD 225					School Maintenance Grant
Other State	50.0	50.0	100.0%	0.0	
GENESEEO CUSD 228					School Maintenance Grant
Other State	50.0	50.0	100.0%	0.0	
BRADFORD CUSD 1					School Maintenance Grant
Other State	50.0	50.0	100.0%	0.0	
STARK COUNTY CUSD 100					School Maintenance Grant
Other State	50.0	50.0	100.0%	0.0	
CARBONDALE ESD 95					School Maintenance Grant
Other State	50.0	50.0	100.0%	0.0	
CARBONDALE CHSD 165					School Maintenance Grant
Other State	50.0	50.0	100.0%	0.0	
PINCKNEYVILLE SD 50					School Maintenance Grant
Other State	50.0	50.0	100.0%	0.0	
EMMONS SD 33					School Maintenance Grant
Other State	50.0	50.0	100.0%	0.0	
ANTIOCH CCSD 34					School Maintenance Grant
Other State	50.0	50.0	100.0%	0.0	
COMMUNITY CONSOLIDATED SCHOOL					School Maintenance Grant
Other State	50.0	50.0	100.0%	0.0	
COMMUNITY UNIT SCHOOL DIST 60					School Maintenance Grant
Other State	50.0	50.0	100.0%	0.0	
LIBERTYVILLE SD 70					School Maintenance Grant
Other State	50.0	50.0	100.0%	0.0	
SCHOOL DIST 76					School Maintenance Grant
Other State	50.0	50.0	100.0%	0.0	
FREMONT SD 79					School Maintenance Grant
Other State	50.0	50.0	100.0%	0.0	
COMMUNITY UNIT SCHOOL DIST 95					School Maintenance Grant
Other State	50.0	50.0	100.0%	0.0	
KILDEER COUNTRYSIDE CCSD 96					School Maintenance Grant
Other State	50.0	50.0	100.0%	0.0	
APTAKISIC-TRIPP CCSD 102					School Maintenance Grant
Other State	50.0	50.0	100.0%	0.0	
LINCOLNSHIRE-PRAIRIEVIEW 103					School Maintenance Grant
Other State	50.0	50.0	100.0%	0.0	
DEERFIELD SD 109					School Maintenance Grant
Other State	50.0	50.0	100.0%	0.0	
TOWNSHIP HIGH SCHOOL DIST 113					School Maintenance Grant
Other State	50.0	50.0	100.0%	0.0	
LAKE FOREST CHSD 115					School Maintenance Grant

	<u>Funded Amount</u>	<u>Expended Year to Date</u>	<u>% Spent Year to Date</u>	<u>August Expenditures</u>	<u>Description</u>
Other State ANTIOCH C H S D 117	50.0	50.0	100.0%	0.0	School Maintenance Grant
Other State WAUCONDA CUSD 118	50.0	50.0	100.0%	0.0	School Maintenance Grant
Other State CONSOLIDATED HS DIST 120	50.0	50.0	100.0%	0.0	School Maintenance Grant
Other State FAIRVIEW SD 72	50.0	50.0	100.0%	0.0	School Maintenance Grant
Other State ALTON CUSD 11	50.0	50.0	100.0%	0.0	School Maintenance Grant
Other State COUNTY OF DUPAGE SCHOOL DIST 4	50.0	50.0	100.0%	0.0	School Maintenance Grant
Other State COMMUNITY HIGH SCHOOL DIST 99	50.0	50.0	100.0%	0.0	School Maintenance Grant
Other State GALLATIN CUSD 7	50.0	50.0	100.0%	0.0	School Maintenance Grant
Other State KANKAKEE SD 111	50.0	50.0	100.0%	0.0	School Maintenance Grant
Other State GRANT CHSD 124	50.0	50.0	100.0%	0.0	School Maintenance Grant
Other State LASALLE-PERU TOWNSHIP HIGH	50.0	50.0	100.0%	0.0	School Maintenance Grant
Other State PERU PUBLIC SCHOOLS	50.0	50.0	100.0%	0.0	School Maintenance Grant
Other State DIMMICK CCSD 175	50.0	50.0	100.0%	0.0	School Maintenance Grant
Other State MIDWEST CENTRAL CUD 191	49.9	49.9	100.0%	0.0	School Maintenance Grant
Other State SANGAMON VALLEY CUSD 9	50.0	50.0	100.0%	0.0	School Maintenance Grant
Other State NORTH MAC CUSD 34	50.0	50.0	100.0%	0.0	School Maintenance Grant
Other State TRIAD CUSD 2	50.0	50.0	100.0%	0.0	School Maintenance Grant
Other State ROANOKE BENSON CUSD 60	50.0	50.0	100.0%	0.0	School Maintenance Grant
Other State ALDEN HEBRON SD 19	50.0	50.0	100.0%	0.0	School Maintenance Grant
Other State MARENGO-UNION ECSD 165	50.0	50.0	100.0%	0.0	School Maintenance Grant
Other State COMM UNIT SCHOOL DISTRICT 271	50.0	50.0	100.0%	0.0	School Maintenance Grant
Other State OREGON CUSD 220	50.0	50.0	100.0%	0.0	School Maintenance Grant
Other State HAWTHORN CCSD 73	50.0	50.0	100.0%	0.0	School Maintenance Grant
Other State DWIGHT TWP HSD 230	50.0	50.0	100.0%	0.0	School Maintenance Grant
Other State	50.0	50.0	100.0%	0.0	

	<u>Funded Amount</u>	<u>Expended Year to Date</u>	<u>% Spent Year to Date</u>	<u>August Expenditures</u>	<u>Description</u>
SCHOOL DIST 95 LASALLE COUNTY					School Maintenance Grant
Other State	50.0	50.0	100.0%	0.0	
SENECA CCSD 170					School Maintenance Grant
Other State	50.0	50.0	100.0%	0.0	
RUTLAND CCSD 230					School Maintenance Grant
Other State	50.0	50.0	100.0%	0.0	
HARTSBURG EMDEN CUSD 21					School Maintenance Grant
Other State	50.0	50.0	100.0%	0.0	
MOUNT PULASKI CUD 23					School Maintenance Grant
Other State	50.0	50.0	100.0%	0.0	
HAVANA CUSD 126					School Maintenance Grant
Other State	50.0	50.0	100.0%	0.0	
ARGENTA-OREANA CUSD 1					School Maintenance Grant
Other State	50.0	50.0	100.0%	0.0	
WARRENSBURG-LATHAM CUSD 11					School Maintenance Grant
Other State	50.0	50.0	100.0%	0.0	
MERIDIAN CUSD 15					School Maintenance Grant
Other State	50.0	50.0	100.0%	0.0	
DECATUR SD 61					School Maintenance Grant
Other State	50.0	50.0	100.0%	0.0	
DELAND-WELDON CUSD 57					School Maintenance Grant
Other State	50.0	50.0	100.0%	0.0	
COUNTY OF MACOUPIN CUSD 1					School Maintenance Grant
Other State	50.0	50.0	100.0%	0.0	
NORTHWESTERN CUSD 2					School Maintenance Grant
Other State	50.0	50.0	100.0%	0.0	
BUNKER HILL CUSD 8					School Maintenance Grant
Other State	50.0	50.0	100.0%	0.0	
BROWN COUNTY CUSD 1					School Maintenance Grant
Other State	50.0	50.0	100.0%	0.0	
FRANKLIN CUSD 1					School Maintenance Grant
Other State	50.0	50.0	100.0%	0.0	
OAKWOOD CUSD 76					School Maintenance Grant
Other State	50.0	50.0	100.0%	0.0	
LOCKPORT SD 91					School Maintenance Grant
Other State	50.0	50.0	100.0%	0.0	
WETHERSFIELD CUSD 230					School Maintenance Grant
Other State	50.0	50.0	100.0%	0.0	
EAST ALTON-WOOD RIVER CHSD 14					School Maintenance Grant
Other State	50.0	50.0	100.0%	0.0	
COUNTY OF WOODFORD SCHOOL					School Maintenance Grant
Other State	50.0	50.0	100.0%	0.0	
COUNTY OF WOODFORD-EUREKA					School Maintenance Grant
Other State	50.0	50.0	100.0%	0.0	
FOX RIVER GROVE CSD 3					School Maintenance Grant
Other State	50.0	50.0	100.0%	0.0	
COMMUNITY HIGH SCHOOL DIST 155					School Maintenance Grant
Other State	50.0	50.0	100.0%	0.0	
MCHENRY CHSD 156					School Maintenance Grant

	<u>Funded Amount</u>	<u>Expended Year to Date</u>	<u>% Spent Year to Date</u>	<u>August Expenditures</u>	<u>Description</u>
Other State STEELEVILLE CUSD 138	50.0	50.0	100.0%	0.0	School Maintenance Grant
Other State EAST MOLINE SD 37	50.0	50.0	100.0%	0.0	School Maintenance Grant
Other State PROPHETSTOWN-LYNDON CUSD 3	50.0	50.0	100.0%	0.0	School Maintenance Grant
Other State WILL COUNTY SD 92	50.0	50.0	100.0%	0.0	School Maintenance Grant
Other State FRANKFORT CCSD 157C	50.0	50.0	100.0%	0.0	School Maintenance Grant
Other State BEECHER CUSD 200U	50.0	50.0	100.0%	0.0	School Maintenance Grant
Other State VALLEY VIEW CUSD 365U	50.0	50.0	100.0%	0.0	School Maintenance Grant
Other State WORTH SD 127	50.0	50.0	100.0%	0.0	School Maintenance Grant
Other State BREMEN CHSD 228	50.0	50.0	100.0%	0.0	School Maintenance Grant
Other State HOMEWOOD FLOSSMOOR CHSD 233	50.0	50.0	100.0%	0.0	School Maintenance Grant
Other State LUDLOW CCSD 142	50.0	50.0	100.0%	0.0	School Maintenance Grant
Other State HERRIN CUSD 4	50.0	50.0	100.0%	0.0	School Maintenance Grant
Other State COMMUNITY UNIT SCHOOL DIST 300	50.0	50.0	100.0%	0.0	School Maintenance Grant
Other State BOURBONNAIS ESD 53	50.0	50.0	100.0%	0.0	School Maintenance Grant
Other State MILLBURN CCSD 24	50.0	50.0	100.0%	0.0	School Maintenance Grant
Other State LAKE VILLA CCSD 41	50.0	50.0	100.0%	0.0	School Maintenance Grant
Other State ROUND LAKE AREA SD 116	50.0	50.0	100.0%	0.0	School Maintenance Grant
Other State NORTH CHICAGO SD 187	50.0	50.0	100.0%	0.0	School Maintenance Grant
Other State COMMUNITY UNIT SCHOOL DIST 200	50.0	50.0	100.0%	0.0	School Maintenance Grant
Other State COLUMBIA CUSD 4	50.0	50.0	100.0%	0.0	School Maintenance Grant
Other State WATERLOO CUSD 5	50.0	50.0	100.0%	0.0	School Maintenance Grant
Other State RED BUD CUSD 132	50.0	50.0	100.0%	0.0	School Maintenance Grant
Other State WAVERLY CUSD 6	50.0	50.0	100.0%	0.0	School Maintenance Grant
Other State DIXON CUSD 170	50.0	50.0	100.0%	0.0	School Maintenance Grant
Other State	50.0	50.0	100.0%	0.0	

	<u>Funded Amount</u>	<u>Expended Year to Date</u>	<u>% Spent Year to Date</u>	<u>August Expenditures</u>	<u>Description</u>
POLO CUSD 222					School Maintenance Grant
Other State	50.0	50.0	100.0%	0.0	
NORWOOD ELEM SD 63					School Maintenance Grant
Other State	50.0	50.0	100.0%	0.0	
BARTONVILLE SD 66					School Maintenance Grant
Other State	50.0	50.0	100.0%	0.0	
BOARD OF EDUCATION CITY OF					School Maintenance Grant
Other State	50.0	50.0	100.0%	0.0	
LIMESTONE CHSD 310					School Maintenance Grant
Other State	50.0	50.0	100.0%	0.0	
ELMWOOD CUSD 322					School Maintenance Grant
Other State	50.0	50.0	100.0%	0.0	
PEORIA HEIGHTS CUSD 325					School Maintenance Grant
Other State	50.0	50.0	100.0%	0.0	
UNITED THSD 30					School Maintenance Grant
Other State	50.0	50.0	100.0%	0.0	
ROCK ISLAND SD 41					School Maintenance Grant
Other State	50.0	50.0	100.0%	0.0	
SCHOOL DISTRICT 200 SHERRARD COM					School Maintenance Grant
Other State	50.0	50.0	100.0%	0.0	
OFALLON COMM CONS 90					School Maintenance Grant
Other State	50.0	50.0	100.0%	0.0	
PONTIAC-W HOLLIDAY SD 105					School Maintenance Grant
Other State	50.0	50.0	100.0%	0.0	
COUNTY OF ST CLAIR					School Maintenance Grant
Other State	50.0	50.0	100.0%	0.0	
PLEASANT PLAINS CUSD 8					School Maintenance Grant
Other State	50.0	50.0	100.0%	0.0	
CATLIN CUSD 5					School Maintenance Grant
Other State	50.0	50.0	100.0%	0.0	
WHITESIDE COUNTY SCHL DIST 301					School Maintenance Grant
Other State	50.0	50.0	100.0%	0.0	
FAIRMONT SD 89					School Maintenance Grant
Other State	50.0	50.0	100.0%	0.0	
ARCOLA CUSD 306					School Maintenance Grant
Other State	50.0	50.0	100.0%	0.0	
DWIGHT COMMON SD 232					School Maintenance Grant
Other State	50.0	50.0	100.0%	0.0	
OAK GROVE SD 68					School Maintenance Grant
Other State	50.0	50.0	100.0%	0.0	
CONS HIGH SCH DIST 125					School Maintenance Grant
Other State	50.0	50.0	100.0%	0.0	
OTTAWA THSD 140					School Maintenance Grant
Other State	50.0	50.0	100.0%	0.0	
SENECA TWP HSD 160					School Maintenance Grant
Other State	50.0	50.0	100.0%	0.0	
COUNTY OF LASALLE					School Maintenance Grant
Other State	50.0	50.0	100.0%	0.0	
GREENVIEW CUSD 200					School Maintenance Grant

	<u>Funded Amount</u>	<u>Expended Year to Date</u>	<u>% Spent Year to Date</u>	<u>August Expenditures</u>	<u>Description</u>
Other State ATHENS CUSD 213	50.0	50.0	100.0%	0.0	School Maintenance Grant
Other State MT OLIVE CUSD 5	50.0	50.0	100.0%	0.0	School Maintenance Grant
Other State STAUNTON CUSD 6	50.0	50.0	100.0%	0.0	School Maintenance Grant
Other State ROXANA CUSD 1	50.0	50.0	100.0%	0.0	School Maintenance Grant
Other State HIGHLAND CUSD 5	50.0	50.0	100.0%	0.0	School Maintenance Grant
Other State JOHNSBURG CUSD 12	50.0	50.0	100.0%	0.0	School Maintenance Grant
Other State CHESTER CUSD 139	50.0	50.0	100.0%	0.0	School Maintenance Grant
Other State JACKSONVILLE SD 117	50.0	50.0	100.0%	0.0	School Maintenance Grant
Other State COUNTY OF LEE 220 SCHOOL DIST	50.0	50.0	100.0%	0.0	School Maintenance Grant
Other State HAMPTON SD 29	50.0	50.0	100.0%	0.0	School Maintenance Grant
Other State MOLINE USD 40	50.0	50.0	100.0%	0.0	School Maintenance Grant
Other State ROCKRIDGE CUSD 300	50.0	50.0	100.0%	0.0	School Maintenance Grant
Other State ILLINOIS VALLEY CENTRAL UNIT 321	50.0	50.0	100.0%	0.0	School Maintenance Grant
Other State MERIDIAN CUSD 101	50.0	50.0	100.0%	0.0	School Maintenance Grant
Other State COBDEN SUD 17	50.0	50.0	100.0%	0.0	School Maintenance Grant
Other State COUNTY OF COOK SD 99	50.0	50.0	100.0%	0.0	School Maintenance Grant
Other State PRAIRIE-HILLS ELEM SD 144	50.0	50.0	100.0%	0.0	School Maintenance Grant
Other State W HARVEY-DIXMOOR PUB SD 147	50.0	50.0	100.0%	0.0	School Maintenance Grant
Other State BOARD OF EDUC SCHOOL DIST 148	50.0	50.0	100.0%	0.0	School Maintenance Grant
Other State COOK COUNTY SCH 154 1-2 DIST	50.0	50.0	100.0%	0.0	School Maintenance Grant
Other State CALUMET CITY SD 155	50.0	50.0	100.0%	0.0	School Maintenance Grant
Other State LANSING SD 158	50.0	50.0	100.0%	0.0	School Maintenance Grant
Other State BROOKWOOD SD 167	50.0	50.0	100.0%	0.0	School Maintenance Grant
Other State FORD HEIGHTS SD 169	50.0	50.0	100.0%	0.0	School Maintenance Grant
Other State	50.0	50.0	100.0%	0.0	

	<u>Funded Amount</u>	<u>Expended Year to Date</u>	<u>% Spent Year to Date</u>	<u>August Expenditures</u>	<u>Description</u>
BLOOM TWP HSD 206					School Maintenance Grant
Other State	50.0	50.0	100.0%	0.0	
THORNTON FRACTIONAL THSD 215					School Maintenance Grant
Other State	50.0	50.0	100.0%	0.0	
MARTINSVILLE CUSD 3C					School Maintenance Grant
Other State	50.0	50.0	100.0%	0.0	
CENTRALIA SD 135					School Maintenance Grant
Other State	50.0	50.0	100.0%	0.0	
SALEM CHSD 600					School Maintenance Grant
Other State	50.0	50.0	100.0%	0.0	
BENTON CHSD 103					School Maintenance Grant
Other State	50.0	50.0	100.0%	0.0	
CARTERVILLE CUSD 5					School Maintenance Grant
Other State	50.0	50.0	100.0%	0.0	
GARDNER S WILMINGTON THSD 73					School Maintenance Grant
Other State	50.0	50.0	100.0%	0.0	
WALTONVILLE CUSD 1					School Maintenance Grant
Other State	50.0	50.0	100.0%	0.0	
MONMOUTH-ROSEVILLE CUSD 238					School Maintenance Grant
Other State	50.0	50.0	100.0%	0.0	
COOK COUNTY HSD 201					School Maintenance Grant
Other State	50.0	50.0	100.0%	0.0	
RANTOUL CITY SD 137					School Maintenance Grant
Other State	50.0	50.0	100.0%	0.0	
RACCOON CSD 1					School Maintenance Grant
Other State	50.0	50.0	100.0%	0.0	
ELVERADO CUSD 196					School Maintenance Grant
Other State	50.0	50.0	100.0%	0.0	
ST ANNE CHSD 302					School Maintenance Grant
Other State	50.0	50.0	100.0%	0.0	
ZION ESD 6					School Maintenance Grant
Other State	50.0	50.0	100.0%	0.0	
STREATOR ELEMENTARY SD 44					School Maintenance Grant
Other State	50.0	50.0	100.0%	0.0	
OTTAWA ESD 141					School Maintenance Grant
Other State	50.0	50.0	100.0%	0.0	
MARSEILLES ESD 150					School Maintenance Grant
Other State	50.0	50.0	100.0%	0.0	
WALLACE CCSD 195					School Maintenance Grant
Other State	50.0	50.0	100.0%	0.0	
GILLESPIE CUSD 7					School Maintenance Grant
Other State	50.0	50.0	100.0%	0.0	
WOOD RIVER-HARTFORD ESD 15					School Maintenance Grant
Other State	50.0	50.0	100.0%	0.0	
EL PASO-GRIDLEY CUSD 11					School Maintenance Grant
Other State	50.0	50.0	100.0%	0.0	
RILEY CCSD 18					School Maintenance Grant
Other State	50.0	50.0	100.0%	0.0	
PEKIN PUBLIC SD 108					School Maintenance Grant

	<u>Funded Amount</u>	<u>Expended Year to Date</u>	<u>% Spent Year to Date</u>	<u>August Expenditures</u>	<u>Description</u>
Other State	50.0	50.0	100.0%	0.0	
DEER CREEK-MACKINAW CUSD 701					School Maintenance Grant
Other State	50.0	50.0	100.0%	0.0	
HOOPESTON AREA CUSD 11					School Maintenance Grant
Other State	50.0	50.0	100.0%	0.0	
NEW LENOX SD 122					School Maintenance Grant
Other State	50.0	50.0	100.0%	0.0	
SCOTT-MORGAN CUSD 2					School Maintenance Grant
Other State	50.0	50.0	100.0%	0.0	
KINGS CSD 144					School Maintenance Grant
Other State	50.0	50.0	100.0%	0.0	
RIVERDALE CUSD 100					School Maintenance Grant
Other State	50.0	50.0	100.0%	0.0	
BELLEVILLE SD 118					School Maintenance Grant
Other State	50.0	50.0	100.0%	0.0	
MILLSTADT CCSD 160					School Maintenance Grant
Other State	50.0	50.0	100.0%	0.0	
SIGNAL HILL SD 181					School Maintenance Grant
Other State	50.0	50.0	100.0%	0.0	
ROCHESTER CUSD 3A					School Maintenance Grant
Other State	50.0	50.0	100.0%	0.0	
NEW BERLIN COMM UNIT DISTRICT NO 16					School Maintenance Grant
Other State	50.0	50.0	100.0%	0.0	
SPRINGFIELD SD 186					School Maintenance Grant
Other State	50.0	50.0	100.0%	0.0	
WASHINGTON CHSD 308					School Maintenance Grant
Other State	50.0	50.0	100.0%	0.0	
GEORGETOWN-RIDGE FARM CUSD 4					School Maintenance Grant
Other State	50.0	50.0	100.0%	0.0	
EGYPTIAN CUSD 5					School Maintenance Grant
Other State	50.0	50.0	100.0%	0.0	
LEWISTOWN SCHOOL DISTRICT 97					School Maintenance Grant
Other State	50.0	50.0	100.0%	0.0	
KANKAKEE AREA CAREER CENTER					School Maintenance Grant
Other State	50.0	50.0	100.0%	0.0	
LINCOLN ESD 27					School Maintenance Grant
Other State	50.0	50.0	100.0%	0.0	
LINCOLN CHSD 404					School Maintenance Grant
Other State	50.0	50.0	100.0%	0.0	
MONTICELLO CU 25					School Maintenance Grant
Other State	50.0	50.0	100.0%	0.0	
LIMESTONE WALTERS CCSD 316					School Maintenance Grant
Other State	50.0	50.0	100.0%	0.0	
PRINCEVILLE CUSD 326					School Maintenance Grant
Other State	50.0	50.0	100.0%	0.0	
FOX LAKE GSD 114					School Maintenance Grant
Other State	50.0	50.0	100.0%	0.0	
COOK CO BD OF ED 89					School Maintenance Grant
Other State	50.0	50.0	100.0%	0.0	

	<u>Funded Amount</u>	<u>Expended Year to Date</u>	<u>% Spent Year to Date</u>	<u>August Expenditures</u>	<u>Description</u>
BOARD OF EDUCATION SD 100					School Maintenance Grant
Other State	50.0	50.0	100.0%	0.0	
EVERGREEN PARK ESD 124					School Maintenance Grant
Other State	50.0	50.0	100.0%	0.0	
CALUMET PUBLIC SD 132					School Maintenance Grant
Other State	50.0	50.0	100.0%	0.0	
DOLTON CUSD 149					School Maintenance Grant
Other State	50.0	50.0	100.0%	0.0	
COUNTY OF COOK SCHOOL DIST 157					School Maintenance Grant
Other State	50.0	50.0	100.0%	0.0	
MATTESON SCHOOL DISTRICT 162					School Maintenance Grant
Other State	50.0	50.0	100.0%	0.0	
THORNTON THSD 205					School Maintenance Grant
Other State	50.0	50.0	100.0%	0.0	
CENTRALIA HSD 200					School Maintenance Grant
Other State	50.0	50.0	100.0%	0.0	
NASHVILLE CHSD 99					School Maintenance Grant
Other State	50.0	50.0	100.0%	0.0	
HIAWATHA CUSD 426					School Maintenance Grant
Other State	50.0	50.0	100.0%	0.0	
HARDIN CNTY CUD 1					School Maintenance Grant
Other State	50.0	50.0	100.0%	0.0	
JOHNSTON CITY CUSD 1					School Maintenance Grant
Other State	50.0	50.0	100.0%	0.0	
MT VERNON CITY SCHOOL 80					School Maintenance Grant
Other State	50.0	50.0	100.0%	0.0	
COUNTY OF JEFFERSON SD 82					School Maintenance Grant
Other State	50.0	50.0	100.0%	0.0	
ANNAWAN CUSD 226					School Maintenance Grant
Other State	50.0	50.0	100.0%	0.0	
DU QUOIN COMMUNITY UNIT SCHOOL					School Maintenance Grant
Other State	50.0	50.0	100.0%	0.0	
SCHOOL DIST 131 KANE CO					School Maintenance Grant
Other State	50.0	50.0	100.0%	0.0	
WARREN THSD 121					School Maintenance Grant
Other State	50.0	50.0	100.0%	0.0	
ZION-BENTON THSD 126					School Maintenance Grant
Other State	50.0	50.0	100.0%	0.0	
COMMUNITY HIGH SCHOOL DIST 128					School Maintenance Grant
Other State	50.0	50.0	100.0%	0.0	
STREATOR TWP HSD 40					School Maintenance Grant
Other State	50.0	50.0	100.0%	0.0	
MENDOTA COMMUNITY CONS SD 289					School Maintenance Grant
Other State	50.0	50.0	100.0%	0.0	
CARROLLTON CUSD 1					School Maintenance Grant
Other State	50.0	50.0	100.0%	0.0	
MARENGO CHSD 154					School Maintenance Grant
Other State	50.0	50.0	100.0%	0.0	
TRIOPIA CUSD 27					School Maintenance Grant

	<u>Funded Amount</u>	<u>Expended Year to Date</u>	<u>% Spent Year to Date</u>	<u>August Expenditures</u>	<u>Description</u>
Other State LEBANON CUSD 9	50.0	50.0	100.0%	0.0	School Maintenance Grant
Other State CAHOKIA CUSD 187	50.0	50.0	100.0%	0.0	School Maintenance Grant
Other State BOARD OF EDUCATION SD 189	50.0	50.0	100.0%	0.0	School Maintenance Grant
Other State DISTRICT 50 SCHOOLS	50.0	50.0	100.0%	0.0	School Maintenance Grant
Other State MORTON CUSD 709	50.0	50.0	100.0%	0.0	School Maintenance Grant
Other State ROSSVILLE-ALVIN CSD 7	50.0	50.0	100.0%	0.0	School Maintenance Grant
Other State MOKENA SD 159	50.0	50.0	100.0%	0.0	School Maintenance Grant
Other State BETHALTO CUSD 8	50.0	50.0	100.0%	0.0	School Maintenance Grant
Other State WILLIAMSVILLE CUSD 15	50.0	50.0	100.0%	0.0	School Maintenance Grant
Other State ILLINI BLUFFS CUSD 327	50.0	50.0	100.0%	0.0	School Maintenance Grant
Other State PEMBROKE CCSD 259	50.0	50.0	100.0%	0.0	School Maintenance Grant
Other State COOK COUNTY SCHOOL DISTRICT 133	50.0	50.0	100.0%	0.0	School Maintenance Grant
Other State FREEBURG CHSD 77	50.0	50.0	100.0%	0.0	School Maintenance Grant
Other State BALL CHATHAM CUSD 5	50.0	50.0	100.0%	0.0	School Maintenance Grant
Other State COOK COUNTY SCHOOL DIST 168	50.0	50.0	100.0%	0.0	School Maintenance Grant
Other State FENTON CHSD 100	50.0	50.0	100.0%	0.0	School Maintenance Grant
Other State ST ANNE CCSD 256	50.0	50.0	100.0%	0.0	School Maintenance Grant
Other State LAKE CO HIGH SCHL TECHNOLOGY	50.0	50.0	100.0%	0.0	School Maintenance Grant
Other State EAST ALTON SD 13	50.0	50.0	100.0%	0.0	School Maintenance Grant
Other State DUPO CUSD 196	50.0	50.0	100.0%	0.0	School Maintenance Grant
Other State SHILOH VILLAGE SD 85	50.0	50.0	100.0%	0.0	School Maintenance Grant
Other State DANVILLE CCSD 118	50.0	50.0	100.0%	0.0	School Maintenance Grant
Other State ROCK FALLS ESD 13	50.0	50.0	100.0%	0.0	School Maintenance Grant
Other State COUNTY OF WILL SCHOOL DIST 88	50.0	50.0	100.0%	0.0	School Maintenance Grant
Other State	50.0	50.0	100.0%	0.0	

	<u>Funded Amount</u>	<u>Expended Year to Date</u>	<u>% Spent Year to Date</u>	<u>August Expenditures</u>	<u>Description</u>
COUNTY OF WILL SD90					School Maintenance Grant
Other State	50.0	50.0	100.0%	0.0	
CRETE-MONEE SD 201-U					School Maintenance Grant
Other State	50.0	50.0	100.0%	0.0	
PLAINFIELD SD 202					School Maintenance Grant
Other State	50.0	50.0	100.0%	0.0	
LINCOLN WAY CHSD 210					School Maintenance Grant
Other State	50.0	50.0	100.0%	0.0	
COMMUNITY UNIT SCHOOL DIST 3					School Maintenance Grant
Other State	50.0	50.0	100.0%	0.0	
MENDON CUSD 4					School Maintenance Grant
Other State	50.0	50.0	100.0%	0.0	
QUINCY SD 172					School Maintenance Grant
Other State	50.0	50.0	100.0%	0.0	
PIKELAND CUSD 10					School Maintenance Grant
Other State	50.0	50.0	100.0%	0.0	
WESTERN COMMUNITY UNIT SD 12					School Maintenance Grant
Other State	50.0	50.0	100.0%	0.0	
VIENNA HSD 133					School Maintenance Grant
Other State	50.0	50.0	100.0%	0.0	
MASSAC COUNTY UNIT SCHOOL DIST 1					School Maintenance Grant
Other State	50.0	50.0	100.0%	0.0	
LICK CREEK CCSD 16					School Maintenance Grant
Other State	50.0	50.0	100.0%	0.0	
ANNA SD 37					School Maintenance Grant
Other State	50.0	50.0	100.0%	0.0	
BOND COUNTY 2					School Maintenance Grant
Other State	50.0	50.0	100.0%	0.0	
VANDALIA CUSD 203					School Maintenance Grant
Other State	50.0	50.0	100.0%	0.0	
KINNIKINNICK CCSD131					School Maintenance Grant
Other State	50.0	50.0	100.0%	0.0	
ROCKTON SD 140					School Maintenance Grant
Other State	50.0	50.0	100.0%	0.0	
WINNEBAGO CUSD 323					School Maintenance Grant
Other State	50.0	50.0	100.0%	0.0	
PROSPECT HEIGHTS SD 23					School Maintenance Grant
Other State	50.0	50.0	100.0%	0.0	
TOWNSHIP HSD 214					School Maintenance Grant
Other State	50.0	50.0	100.0%	0.0	
FRANKLIN PARK SD 84					School Maintenance Grant
Other State	50.0	50.0	100.0%	0.0	
COOK CO BD OF ED 89					School Maintenance Grant
Other State	50.0	50.0	100.0%	0.0	
LINDOP SD 92					School Maintenance Grant
Other State	50.0	50.0	100.0%	0.0	
COUNTY OF COOK SD 99					School Maintenance Grant
Other State	50.0	50.0	100.0%	0.0	
LA GRANGE SD 105					School Maintenance Grant

	<u>Funded Amount</u>	<u>Expended Year to Date</u>	<u>% Spent Year to Date</u>	<u>August Expenditures</u>	<u>Description</u>
Other State	50.0	50.0	100.0%	0.0	
COOK COUNTY HSD 201					School Maintenance Grant
Other State	50.0	50.0	100.0%	0.0	
EVERGREEN PARK ESD 124					School Maintenance Grant
Other State	50.0	50.0	100.0%	0.0	
ALSIP-HAZLGRN-OAKLWN SD 126					School Maintenance Grant
Other State	50.0	50.0	100.0%	0.0	
CALUMET PUBLIC SD 132					School Maintenance Grant
Other State	50.0	50.0	100.0%	0.0	
HARVEY SD 152					School Maintenance Grant
Other State	50.0	50.0	100.0%	0.0	
HAZEL CREST SD 152-5					School Maintenance Grant
Other State	50.0	50.0	100.0%	0.0	
HOMEWOOD SD 153					School Maintenance Grant
Other State	50.0	50.0	100.0%	0.0	
COOK COUNTY SCH 154 1-2 DIST					School Maintenance Grant
Other State	50.0	50.0	100.0%	0.0	
CALUMET CITY SD 155					School Maintenance Grant
Other State	50.0	50.0	100.0%	0.0	
GALENA CUSD 120					School Maintenance Grant
Other State	50.0	50.0	100.0%	0.0	
WARREN CUSD 205					School Maintenance Grant
Other State	50.0	50.0	100.0%	0.0	
SCALES MOUND CUSD 211					School Maintenance Grant
Other State	50.0	50.0	100.0%	0.0	
FISHER CUSD 1					School Maintenance Grant
Other State	50.0	50.0	100.0%	0.0	
COMMUNITY UNIT SCHOOL DIST 3					School Maintenance Grant
Other State	50.0	50.0	100.0%	0.0	
CHAMPAIGN CUSD 4					School Maintenance Grant
Other State	50.0	50.0	100.0%	0.0	
COMMUNITY UNIT SCH DIST 7					School Maintenance Grant
Other State	50.0	50.0	100.0%	0.0	
GIBSON-MELVIN-SIBLEY CUSD 5					School Maintenance Grant
Other State	50.0	50.0	100.0%	0.0	
COUNTY OF CHRISTIAN TAYLORVILLE					School Maintenance Grant
Other State	50.0	50.0	100.0%	0.0	
HILLSBORO CUSD 3					School Maintenance Grant
Other State	50.0	50.0	100.0%	0.0	
MARTINSVILLE CUSD 3C					School Maintenance Grant
Other State	50.0	50.0	100.0%	0.0	
COMMUNITY UNIT SCHOOL DIST NO 6					School Maintenance Grant
Other State	50.0	50.0	100.0%	0.0	
CARLYLE CUSD 1					School Maintenance Grant
Other State	50.0	50.0	100.0%	0.0	
BREESE ELEMENTARY DIST 12					School Maintenance Grant
Other State	50.0	50.0	100.0%	0.0	
SYCAMORE CUSD 427					School Maintenance Grant
Other State	50.0	50.0	100.0%	0.0	

	<u>Funded Amount</u>	<u>Expended Year to Date</u>	<u>% Spent Year to Date</u>	<u>August Expenditures</u>	<u>Description</u>
HINCKLEY BIG ROCK CUSD 429					School Maintenance Grant
Other State	50.0	50.0	100.0%	0.0	
TRI- POINT CUSD 6-J					School Maintenance Grant
Other State	50.0	50.0	100.0%	0.0	
PONTIAC TWP HSD 90					School Maintenance Grant
Other State	50.0	50.0	100.0%	0.0	
COUNTY OF DUPAGE SCHOOL DIST 4					School Maintenance Grant
Other State	50.0	50.0	100.0%	0.0	
ITASCA PUBLIC SCHOOLS DIST 10					School Maintenance Grant
Other State	50.0	50.0	100.0%	0.0	
DOWNERS GROVE GSD 58					School Maintenance Grant
Other State	50.0	50.0	100.0%	0.0	
COUNTY OF DUPAGE					School Maintenance Grant
Other State	50.0	50.0	100.0%	0.0	
FENTON CHSD 100					School Maintenance Grant
Other State	50.0	50.0	100.0%	0.0	
COMMUNITY UNIT SCHOOL DIST 200					School Maintenance Grant
Other State	50.0	50.0	100.0%	0.0	
NORRIS CITY-OMAHA-ENFIELD CU 3					School Maintenance Grant
Other State	50.0	50.0	100.0%	0.0	
EWING NORTHERN CCSD 115					School Maintenance Grant
Other State	50.0	50.0	100.0%	0.0	
MARION CUSD 2					School Maintenance Grant
Other State	50.0	50.0	100.0%	0.0	
LEWISTOWN SCHOOL DISTRICT 97					School Maintenance Grant
Other State	50.0	50.0	100.0%	0.0	
GARDNER S WILMINGTON THSD 73					School Maintenance Grant
Other State	50.0	50.0	100.0%	0.0	
NEWARK CCSD 66					School Maintenance Grant
Other State	50.0	50.0	100.0%	0.0	
COUNTY OF JEFFERSON SD 82					School Maintenance Grant
Other State	50.0	50.0	100.0%	0.0	
WEST CENTRAL CUSD 235					School Maintenance Grant
Other State	50.0	50.0	100.0%	0.0	
PRINCETON TWP HSD 500					School Maintenance Grant
Other State	50.0	50.0	100.0%	0.0	
CAMBRIDGE CUSD 227					School Maintenance Grant
Other State	50.0	50.0	100.0%	0.0	
WETHERSFIELD CUSD 230					School Maintenance Grant
Other State	50.0	50.0	100.0%	0.0	
BRADFORD CUSD 1					School Maintenance Grant
Other State	50.0	50.0	100.0%	0.0	
GOREVILLE CUD 1					School Maintenance Grant
Other State	50.0	50.0	100.0%	0.0	
AVOCA SCHOOL DIST 37					School Maintenance Grant
Other State	50.0	50.0	100.0%	0.0	
RHODES SD 84-5					School Maintenance Grant
Other State	50.0	50.0	100.0%	0.0	
HILLSIDE SD 93					School Maintenance Grant

	<u>Funded Amount</u>	<u>Expended Year to Date</u>	<u>% Spent Year to Date</u>	<u>August Expenditures</u>	<u>Description</u>
Other State	50.0	50.0	100.0%	0.0	
COOK COUNTY SCHOOL DIST 151					School Maintenance Grant
Other State	50.0	50.0	100.0%	0.0	
SUNNYBROOK SCHOOL DIST 171					School Maintenance Grant
Other State	50.0	50.0	100.0%	0.0	
ARTHUR CUSD 305					School Maintenance Grant
Other State	50.0	50.0	100.0%	0.0	
STEWARDSON-STRASBURG CUD 5A					School Maintenance Grant
Other State	50.0	50.0	100.0%	0.0	
SHELBYVILLE CUSD 4					School Maintenance Grant
Other State	50.0	50.0	100.0%	0.0	
CLAY CITY CUSD 10					School Maintenance Grant
Other State	50.0	50.0	100.0%	0.0	
JASPER COUNTY CUD 1					School Maintenance Grant
Other State	50.0	50.0	100.0%	0.0	
ASHLEY CCSD 15					School Maintenance Grant
Other State	50.0	50.0	100.0%	0.0	
NASHVILLE CHSD 99					School Maintenance Grant
Other State	50.0	50.0	100.0%	0.0	
MCLEAN COUNTY UD 5					School Maintenance Grant
Other State	50.0	50.0	100.0%	0.0	
HARDIN CNTY CUD 1					School Maintenance Grant
Other State	50.0	50.0	100.0%	0.0	
HARRISBURG CUSD 3					School Maintenance Grant
Other State	50.0	50.0	100.0%	0.0	
ELDORADO CUSD 4					School Maintenance Grant
Other State	50.0	50.0	100.0%	0.0	
HERRIN CUSD 4					School Maintenance Grant
Other State	50.0	50.0	100.0%	0.0	
WALTONVILLE CUSD 1					School Maintenance Grant
Other State	50.0	50.0	100.0%	0.0	
STARK COUNTY CUSD 100					School Maintenance Grant
Other State	50.0	50.0	100.0%	0.0	
GIANT CITY CCSD 130					School Maintenance Grant
Other State	50.0	50.0	100.0%	0.0	
CARBONDALE CHSD 165					School Maintenance Grant
Other State	50.0	50.0	100.0%	0.0	
ELVERADO CUSD 196					School Maintenance Grant
Other State	50.0	50.0	100.0%	0.0	
DU QUOIN COMMUNITY UNIT SCHOOL					School Maintenance Grant
Other State	50.0	50.0	100.0%	0.0	
KANELAND CUSD 302					School Maintenance Grant
Other State	50.0	50.0	100.0%	0.0	
GENEVA CUSD 304					School Maintenance Grant
Other State	50.0	50.0	100.0%	0.0	
CENTRAL CUSD 4					School Maintenance Grant
Other State	50.0	50.0	100.0%	0.0	
IROQUOIS WEST CUSD 10					School Maintenance Grant
Other State	50.0	50.0	100.0%	0.0	

	<u>Funded Amount</u>	<u>Expended Year to Date</u>	<u>% Spent Year to Date</u>	<u>August Expenditures</u>	<u>Description</u>
GALESBURG CUSD 205					School Maintenance Grant
Other State	50.0	50.0	100.0%	0.0	
EMMONS SD 33					School Maintenance Grant
Other State	50.0	50.0	100.0%	0.0	
ANTIOCH CCSD 34					School Maintenance Grant
Other State	50.0	50.0	100.0%	0.0	
COMMUNITY UNIT SCHOOL DIST 60					School Maintenance Grant
Other State	50.0	50.0	100.0%	0.0	
LINCOLN ESD 27					School Maintenance Grant
Other State	50.0	50.0	100.0%	0.0	
COUNTY OF ST CLAIR SD 130					School Maintenance Grant
Other State	50.0	50.0	100.0%	0.0	
SCHOOL DISTRICT NO 85					School Maintenance Grant
Other State	50.0	50.0	100.0%	0.0	
DANVILLE CCSD 118					School Maintenance Grant
Other State	50.0	50.0	100.0%	0.0	
FRANKFORT CCSD 157C					School Maintenance Grant
Other State	50.0	50.0	100.0%	0.0	
RIVER GROVE SD 85-5					School Maintenance Grant
Other State	50.0	50.0	100.0%	0.0	
LYONS SD 103					School Maintenance Grant
Other State	50.0	50.0	100.0%	0.0	
NAUVOO-COLUSA CUSD 325					School Maintenance Grant
Other State	50.0	50.0	100.0%	0.0	
COMMUNITY UNIT SCHOOL DIST 300					School Maintenance Grant
Other State	50.0	50.0	100.0%	0.0	
CENTRAL CUSD 301					School Maintenance Grant
Other State	50.0	50.0	100.0%	0.0	
MOMENCE COMM UNIT SCH DIST 1					School Maintenance Grant
Other State	50.0	50.0	100.0%	0.0	
HERSCHER CUSD 2					School Maintenance Grant
Other State	50.0	50.0	100.0%	0.0	
KANKAKEE SD 111					School Maintenance Grant
Other State	50.0	50.0	100.0%	0.0	
ZION ESD 6					School Maintenance Grant
Other State	50.0	50.0	100.0%	0.0	
FOX LAKE GSD 114					School Maintenance Grant
Other State	50.0	50.0	100.0%	0.0	
WAUCONDA CUSD 118					School Maintenance Grant
Other State	50.0	50.0	100.0%	0.0	
CONSOLIDATED HS DIST 120					School Maintenance Grant
Other State	50.0	50.0	100.0%	0.0	
COMMUNITY HIGH SCH DIST 128					School Maintenance Grant
Other State	50.0	50.0	100.0%	0.0	
NORTH CHICAGO SD 187					School Maintenance Grant
Other State	50.0	50.0	100.0%	0.0	
STREATOR TWP HSD 40					School Maintenance Grant
Other State	50.0	50.0	100.0%	0.0	
STREATOR ELEMENTARY SD 44					School Maintenance Grant

	<u>Funded Amount</u>	<u>Expended Year to Date</u>	<u>% Spent Year to Date</u>	<u>August Expenditures</u>	<u>Description</u>
Other State	50.0	50.0	100.0%	0.0	
ALLEN TWSP COMM CONS DIST 65					School Maintenance Grant
Other State	50.0	50.0	100.0%	0.0	
OGLESBY ESD 125					School Maintenance Grant
Other State	50.0	50.0	100.0%	0.0	
OTTAWA THSD 140					School Maintenance Grant
Other State	50.0	50.0	100.0%	0.0	
OTTAWA ESD 141					School Maintenance Grant
Other State	50.0	50.0	100.0%	0.0	
SENECA TWP HSD 160					School Maintenance Grant
Other State	50.0	50.0	100.0%	0.0	
SENECA CCSD 170					School Maintenance Grant
Other State	50.0	50.0	100.0%	0.0	
COUNTY OF LASALLE SD 280					School Maintenance Grant
Other State	50.0	50.0	100.0%	0.0	
MOUNT PULASKI CUD 23					School Maintenance Grant
Other State	50.0	50.0	100.0%	0.0	
MIDWEST CENTRAL CUD 191					School Maintenance Grant
Other State	50.0	50.0	100.0%	0.0	
WARRENSBURG-LATHAM CUSD 11					School Maintenance Grant
Other State	50.0	50.0	100.0%	0.0	
DELAND-WELDON CUSD 57					School Maintenance Grant
Other State	50.0	50.0	100.0%	0.0	
MT OLIVE CUSD 5					School Maintenance Grant
Other State	50.0	50.0	100.0%	0.0	
STAUNTON CUSD 6					School Maintenance Grant
Other State	50.0	50.0	100.0%	0.0	
GILLESPIE CUSD 7					School Maintenance Grant
Other State	50.0	50.0	100.0%	0.0	
SOUTHWESTERN CUSD 9					School Maintenance Grant
Other State	50.0	50.0	100.0%	0.0	
TRIAD CUSD 2					School Maintenance Grant
Other State	50.0	50.0	100.0%	0.0	
HIGHLAND CUSD 5					School Maintenance Grant
Other State	50.0	50.0	100.0%	0.0	
CARY CCSD 26					School Maintenance Grant
Other State	50.0	50.0	100.0%	0.0	
COMMUNITY HIGH SCHOOL DIST 155					School Maintenance Grant
Other State	50.0	50.0	100.0%	0.0	
MCHENRY CHSD 156					School Maintenance Grant
Other State	50.0	50.0	100.0%	0.0	
COLUMBIA CUSD 4					School Maintenance Grant
Other State	50.0	50.0	100.0%	0.0	
RED BUD CUSD 132					School Maintenance Grant
Other State	50.0	50.0	100.0%	0.0	
TRIOPIA CUSD 27					School Maintenance Grant
Other State	50.0	50.0	100.0%	0.0	
JACKSONVILLE SD 117					School Maintenance Grant
Other State	50.0	50.0	100.0%	0.0	

	<u>Funded Amount</u>	<u>Expended Year to Date</u>	<u>% Spent Year to Date</u>	<u>August Expenditures</u>	<u>Description</u>
COMMUNITY UNIT SCHOOL DISTRICT 1					School Maintenance Grant
Other State	50.0	50.0	100.0%	0.0	
DIXON CUSD 170					School Maintenance Grant
Other State	50.0	50.0	100.0%	0.0	
KINGS CSD 144					School Maintenance Grant
Other State	50.0	50.0	100.0%	0.0	
OREGON CUSD 220					School Maintenance Grant
Other State	50.0	50.0	100.0%	0.0	
MOLINE USD 40					School Maintenance Grant
Other State	50.0	50.0	100.0%	0.0	
ROCK ISLAND SD 41					School Maintenance Grant
Other State	50.0	50.0	100.0%	0.0	
OFALLON COMM CONS 90					School Maintenance Grant
Other State	50.0	50.0	100.0%	0.0	
PONTIAC-W HOLLIDAY SD 105					School Maintenance Grant
Other State	50.0	50.0	100.0%	0.0	
WOLF BRANCH SD 113					School Maintenance Grant
Other State	50.0	50.0	100.0%	0.0	
BELLEVILLE SD 118					School Maintenance Grant
Other State	50.0	50.0	100.0%	0.0	
BOARD OF EDUCATION SD 189					School Maintenance Grant
Other State	50.0	50.0	100.0%	0.0	
OFALLON TWP HSD 203					School Maintenance Grant
Other State	50.0	50.0	100.0%	0.0	
BALL CHATHAM CUSD 5					School Maintenance Grant
Other State	50.0	50.0	100.0%	0.0	
AUBURN CUSD 10					School Maintenance Grant
Other State	50.0	50.0	100.0%	0.0	
WILLIAMSVILLE CUSD 15					School Maintenance Grant
Other State	50.0	50.0	100.0%	0.0	
SPRINGFIELD SD 186					School Maintenance Grant
Other State	50.0	50.0	100.0%	0.0	
PEKIN CHSD 303					School Maintenance Grant
Other State	50.0	50.0	100.0%	0.0	
WASHINGTON CHSD 308					School Maintenance Grant
Other State	50.0	50.0	100.0%	0.0	
COUNTY OF TAZEWELL SD 309					School Maintenance Grant
Other State	50.0	50.0	100.0%	0.0	
MORTON CUSD 709					School Maintenance Grant
Other State	50.0	50.0	100.0%	0.0	
WHITESIDE COUNTY SCHL DIST 301					School Maintenance Grant
Other State	50.0	50.0	100.0%	0.0	
COUNTY OF WILL SCHOOL DIST 88					School Maintenance Grant
Other State	50.0	50.0	100.0%	0.0	
LOCKPORT SD 91					School Maintenance Grant
Other State	50.0	50.0	100.0%	0.0	
MANHATTAN SD 114					School Maintenance Grant
Other State	50.0	50.0	100.0%	0.0	
MOKENA SD 159					School Maintenance Grant

	<u>Funded Amount</u>	<u>Expended Year to Date</u>	<u>% Spent Year to Date</u>	<u>August Expenditures</u>	<u>Description</u>
Other State CRETE-MONEE SD 201-U	50.0	50.0	100.0%	0.0	School Maintenance Grant
Other State VALLEY VIEW CUSD 365U	50.0	50.0	100.0%	0.0	School Maintenance Grant
Other State COUNTY OF JACKSON	50.0	50.0	100.0%	0.0	School Maintenance Grant
Other State MERIDIAN CUSD 15	50.0	50.0	100.0%	0.0	School Maintenance Grant
Other State MONTICELLO CU 25	50.0	50.0	100.0%	0.0	School Maintenance Grant
Other State COUNTY OF WOODFORD-EUREKA	50.0	50.0	100.0%	0.0	School Maintenance Grant
Other State HARVARD CUSD 50	50.0	50.0	100.0%	0.0	School Maintenance Grant
Other State COUNTY OF ST CLAIR	50.0	50.0	100.0%	0.0	School Maintenance Grant
Other State SIGNAL HILL SD 181	50.0	50.0	100.0%	0.0	School Maintenance Grant
Other State ROSSVILLE-ALVIN CSD 7	50.0	50.0	100.0%	0.0	School Maintenance Grant
Other State	50.0	50.0	100.0%	0.0	

State Charter School Commission

Duane Morris LLP					
Other State	62.5	60.6	97.0%	60.6	

In anticipation of litigation, will serve as the legal representative of the State Charter School Commission

Grants Breakdown:

General State Aid	4,442,198.3	4,442,198.3	100.0%	0.0	Formula
Title I - Low Income	930,000.0	702,705.5	75.6%	10,599.6	Formula
Child Nutrition	725,000.0	713,220.7	98.4%	3,448.1	Formula - Reimbursement
IDEA	700,000.0	475,420.5	67.9%	17,489.2	Formula
Transportation Spec Ed	440,500.0	440,500.0	100.0%	0.0	Formula
Spec Ed Personnel	439,061.8	439,061.7	100.0%	0.0	Formula
Spec Ed Extraordinary	303,091.7	303,091.7	100.0%	0.0	Mandated Categorical-Supplemental
Early Childhood Block	293,962.4	293,917.5	100.0%	2,808.9	Block grant for Pre-K, parent training and prevention initiative
Spec Ed Private Facility Tuition	218,947.7	218,947.7	100.0%	0.0	Formula
Transportation Reg/Voc	206,947.1	206,947.1	100.0%	0.0	Formula
Title II - Teacher Quality	157,000.0	104,551.1	66.6%	1,601.2	Formula
Spec Ed Orphanage	105,000.0	100,066.2	95.3%	35,012.8	Formula
Title IV - 21st Century	74,000.0	48,343.8	65.3%	1,615.1	Competitive
Title I - Low Income - ARRA	73,400.0	33,163.2	45.2%	2,061.0	Formula - Federal Stimulus
Bilingual Education	61,381.2	61,381.2	100.0%	28,405.4	Mandated Categorical
Voc Ed - Federal	55,000.0	39,965.8	72.7%	1,083.9	Formula and Competitive - to improve student academic and career skills
Title III - English Language Acq	45,250.0	25,595.2	56.6%	380.5	Grant
Vocational Education - State	38,062.1	38,062.1	100.0%	276.9	Formula
IDEA Preschool	25,000.0	16,127.5	64.5%	487.6	Formula - special education, 3-5 year-olds
Emergency Financial Assistance	16,140.0	1,434.2	8.9%	0.0	Formula and loans to school districts
Race to the Top	15672	7740.6	0.49391	14.8	Grants to LEA's

	<u>Funded</u>	<u>Expended</u>	<u>% Spent</u>	<u>August</u>	<u>Description</u>
	<u>Amount</u>	<u>Year to</u>	<u>Year to</u>	<u>Expenditures</u>	
		<u>Date</u>	<u>Date</u>		
Driver Education	15,000.0	15,000.0	100.0%	0.0	Reimbursement
State Free Lunch and Breakfast	14,300.0	14,300.0	100.0%	583.9	Mandated Categorical - Reimbursement
Title II Math/Science Partnerships	14,000.0	3,035.7	21.7%	68.3	Formula
ROE Salaries	12,400.0	11,343.2	91.5%	0.0	Salaries for ROE's
Orphanage Tuition	12,000.0	11,160.0	93.0%	4,056.0	Reimbursement to school districts for children residing in orphanages
Truant/Dropout/Optional Education	11,500.0	11,500.0	100.0%	0.0	Competitive - at-risk students/dropout prevention
Spec Ed Summer School	10,100.0	10,100.0	100.0%	0.0	Formula - Special ed students enrolled in summer sessions
Charter Schools - Federal	9,000.0	0.0	0.0%	0.0	Competitive
Alternative Ed/Reg Safe Schools	6,300.0	6,300.0	100.0%	0.0	Formula
McKinney Homeless Ed	5,000.0	2,399.1	48.0%	86.4	Competitive grants to school districts
Congressional Earmarks	5,000.0	0.0	0.0%	0.0	Grants
School Tech. Rev. Loan	5,000.0	3,514.6	70.3%	0.0	Loans to schools to implement technology
IDEA Improvement Part D	4,350.0	1,784.4	41.0%	137.1	Reimbursement
Philip Rock Center	3577.8	3577.8	1	0	Targeted Initiative
East St. Louis Sch Dist 189	3,000.0	3,000.0	100.0%	0.0	Grant to East St. Louis Sch Dist 189
Advanced Placement Fee	3,000.0	2,191.7	73.1%	0.0	Fee reimbursement for Adv Placement Exam and Int'l Baccalaureate exam
Reorg Incentive Feasibility Study	2,900.0	2,853.4	98.4%	0.0	Grants
ROE Bus Driver Training	2,295.0	2,295.0	100.0%	0.0	ROE Bus Driver Training
After School Matters	2,000.0	2,000.0	100.0%	0.0	Grant to After School Matters
Title VI-Flex. & Acct Rural Education	2,000.0	1,293.5	64.7%	127.3	Grants to school districts
Agriculture Education	1,800.0	1,799.5	100.0%	0.1	Grants to school districts
Mat'ls for the Visually Impaired	1,421.1	1,421.1	100.0%	0.0	Targeted Init. - with The Chicago Lighthouse for People who are Blind or Visually Impaired
Temporary Relocation	1,400.0	398.8	28.5%	0.0	Formula grants for school emergency relocation
Technology for Success -State	1,257.6	1,257.6	100.0%	0.0	Grants
Lowest Performing Schools	1,002.8	1,002.8	100.0%	410.0	Grants to lowest performing schools
Nat'l Board Certification	1,000.0	1,000.0	100.0%	0.0	Grants
IL Coalition IM/RF Parent Mentor	1,000.0	1,000.0	100.0%	0.0	Grant to the Illions Coalition Immigrant and Refugee Rights Parent Mentor Program
Teach America	1,000.0	1,000.0	100.0%	0.0	Grant to Teach for America-Chicago
Recording - Blind and Dyslexic	816.6	816.6	100.0%	0.0	Grant to increase achievement of students with visual impairments
Early Learning Challenge	612.0	511.5	83.6%	0.0	Grant
Advanced Placement Classes/State	500.0	500.0	100.0%	0.0	Grants
Indirect Grants	500.0	407.3	100.0%	0.0	Grants to school districts
Deaf/Blind	500.0	329.0	65.8%	39.8	Grant to Philip J. Rock Center
Children's Mental Health Partner	300.0	300.0	100.0%	300.0	Grants
Tax Equivalent Grants	222.6	222.6	100.0%	0.0	Grants
After School Rescue Fund	200.0	0.0	0.0%	0.0	Grants to Schools for After School Programs
Monsanto Grant to EDL#189	165.0	165	0.0%	0	Grant to East St. Louis Sch Dist 189
Autism Training & Tech Assist.	100.0	100	100.0%	0	Grants to the IL Autism Training & Tech Assistance Program
Longitudinal Data System - DOE	58.0	0	0.0%	0	Grants
Charter Schools-Rev Loan Fund	20.0	0	0.0%	0	Other/Repayment of loans

**ILLINOIS STATE BOARD OF EDUCATION
FINANCIAL STATUS REPORT - 07/01/2014 THROUGH 8/31/2014
FY2015**

	<u>Funded Amount</u>	<u>Expended Year to Date</u>	<u>% Spent Year to Date</u>	<u>August Expenditures</u>	<u>Description</u>
Personal Services and Related	55,996.2	6,087.5	10.9%	6,087.5	Salaries & Benefits
Contractual Services	201,595.5	3,613.4	1.8%	3,613.4	Agency Contracts (see below); Non-Employee Travel; Conferences; Registration Fees
Travel	2,853.4	107.8	3.8%	107.8	Staff Travel
Commodities	734.3	5.0	0.7%	5.0	Supplies; Books
Printing	764.3	0.0	0.0%	0.0	Agency Printing
Equipment	1,272.2	0.3	0.0%	0.3	Computers; Printers; Furniture
Telecommunications	914.5	32.5	3.6%	32.5	Telecommunications Expenses
Auto Operations	23.8	1.4	5.9%	1.4	Operation of Agency Autos
Prompt Payment Act	0.0	0.0	0.0%	0.0	Prompt Payment
Refunds	0.0	0.0	0.0%	0.0	Refunds
Temp. Relocation Revolving Fund	0.0	0.0	0.0%	0.0	Interfund Cash Transfer
Grants	9,625,225.3	474,755.8	4.9%	474,755.8	See Detail Below
School Construction Grants	45,356.6	0.0	0.0%	0.0	School Construction Funds
TOTAL	9,934,736.1	484,603.7		484,603.7	

Agency Contracts Breakdown:	<u>Funded Amount</u>	<u>Expended Year to Date</u>	<u>% Spent Year to Date</u>	<u>August Expenditures</u>	<u>Description</u>
<u>Human Resources</u>					
Jackson Lewis					Arbitration matters
GRF	200.0	0.0	0.0%	0.0	
Other State	50.0	0.0	0.0%	0.0	
<u>Administrative Services</u>					
Alzina					Building lease in Springfield
GRF	1,260.2	294.5	23.4%	294.5	
Other State	381.6	89.2	23.4%	89.2	
Federal	698.2	163.2	23.4%	163.2	
L.K. Dyer					Will do construction projects throughout agency.
Other State	50.0	0.0	0.0%	0.0	
Xerox Corporation					Will supply copier maintenance and repair to ISBE's XEROX machines.
GRF	50.0	0.3	0.5%	0.3	
Other State	50.0	0.0	0.0%	0.0	
<u>General Counsel/Legal</u>					
2 Impartial Hearing Officers					Teacher Dismissal Hearing Officers
GRF	16.0	1.2	7.5%	1.2	
Laner Muchin Ltd					Prosecution of Educator misconduct cases and any other cases ISBE may request
GRF	250.0	0.0	0.0%	0.0	
<u>Information Technology</u>					
Levi Ray & Shoup Inc					One Programmer/Analyst to assist in the further development and continuation of the Web-

	<u>Funded Amount</u>	<u>Expended Year to Date</u>	<u>% Spent Year to Date</u>	<u>August Expenditures</u>	<u>Description</u>
Federal Marucco Stoddard, Ferenbach & Walsh (MSF&W)	122.4	10.9	8.9%	10.9	One lead programmer for Child Nutrition (CNS), Claim Entry System (ACES) and LAN based Child Nutrition System - MY11213
Federal Ashbaugh & Associates	166.3	12.4	7.5%	12.4	Two programmers for the Special Education Data System - MY11211
Federal Lead IT	320.7	32.6	10.2%	20.8	One programmer for Child Nutrition (CNS), Claim Entry System (ACES) and LAN based Child Nutrition System - MY11212
Federal Ashbaugh & Associates	131.5	9.6	7.3%	9.6	Two programmers for Child Nutrition (CNS), Claim Entry System (ACES) and LAN based Child Nutrition System - MY11214
Federal Utilistar	330.7	43.4	13.1%	31.5	Data analysis and reporting for Supplemental Education Services
Federal Ashbaugh & Associates	49.9	0.0	0.0%	0.0	Programmer for Teacher Certification Information System and Educator Certification System MY09212
Other State IBM	164.3	30.6	18.6%	18.9	Ongoing maintenance for the Statewide Student Information System
GRF	750.0	133.3	17.8%	133.3	
Other State	250.0	0.0	0.0%	0.0	
Federal	600.0	0.0	0.0%	0.0	
Capitol Strategies Consulting					Continued development and maintenance of the entity profile system; assist staff in interfacing ISBE's current applications with EPS, implement enhancement requests and provide support, update user manuals and system documentation of the entity system.
GRF	159.4	16.3	10.2%	11.7	
Capitol Strategies Consulting					Will provide a business analyst and a two programming analysts for the maintenance and support of the Educator Licensure Information System (ELIS). Will implement programming improvements to the processes within ELIS surrounding evaluations and the issuance of licenses, endorsements and approvals.
Other State Central Illinois Staffing	490.0	54.5	11.1%	37.2	Two temporary service workers from Manpower, using State Master Contract #CMS373471A.
Other State Securance Consulting	55.9	8.2	14.7%	8.2	Will perform the IT Risk Assessment and help produce policies around IT Security to ensure that confidential data is secure.
GRF	27.9	0.0	0.0%	0.0	
Other State	55.8	0.0	0.0%	0.0	
Federal	27.9	0.0	0.0%	0.0	
<u>Data Analysis and Accountability</u>					
Diversified Services Network					Time and materials contract for one business analyst for the Illinois Longitudinal Data System.
Federal Capitol Strategies Consulting	175.3	15.5	8.8%	15.5	A data analyst will meet project needs for The Center for Performance including will generate ad hoc reports and data analysis in support of the division of Early Childhood and will also produce data submissions for the EDEN/EDFacts system.
GRF	86.0	8.1	9.5%	8.1	

	<u>Funded Amount</u>	<u>Expended Year to Date</u>	<u>% Spent Year to Date</u>	<u>August Expenditures</u>	<u>Description</u>
Other State	81.3	0.0	0.0%	0.0	
<u>Deputy Superintendent/Chief Education Officer</u>					
Champaign-Ford ROE#9					Will provide resources, stipends and travel for committee members to develop a math curriculum models project focused on middle and high schools which can be adopted or adapted for each school if needed to implement.
Federal	50.0	50.0	100.0%	50.0	
Macon Piatt ROE #39					Will support the consistent design and delivery of state professional development modules, materials and workshops through the statewide system in the areas of Math, Reading/Language Arts, Assessment/Data, Social Emotional Learning and Parent Involvement.
Federal	140.0	11.7	8.3%	11.7	
American Institutes for Research					Will direct and support the work of the Statewide System of Support (SSOS) in establishing programs and processes based on scientifically-based research and best practices.
Federal	12,497.0	0.0	0.0%	0.0	
Academic Development, Inc.					Technical assistance to schools/districts in developing evaluations for the content and effectiveness of the parental involvement policy activities and programs for improving the academic quality of schools through the spread of internet technology
Federal	100.7	0.0	0.0%	0.0	
<u>College and Career Readiness</u>					
Sangamon County ROE					Staff support for Illinois Mathematics and Science Partnership Program and Enhancing Education Through Technology as well as other statewide initiatives
Federal	70.0	0.0	0.0%	0.0	
University of Illinois					Will support the implementation and continuous improvement of the pathways initiative, including the STEM POS and Learning Exchanges.
Federal	291.8	0.0	0.0%	0.0	
Illinois Foundation FFA					Will establish a governance structure in which the Lead Entity will serve as administrative and fiscal agent of the Agriculture Learning Exchange.
Federal	120.0	0.0	0.0%	0.0	
Illinois Science and Technology Inst.					Will establish a governance structure in which the Lead Entity will serve as administrative and fiscal agent of the Research and Development Learning Exchange.
Federal	119.5	0.0	0.0%	0.0	
Illinois Community College Board					Will perform services related to the STEM College and Career Readiness project (CCR), which will support the implementation of programs of study by connecting remedial education to programs of study efforts
Federal	354.0	0.0	0.0%	0.0	
University of Illinois					Will establish a governance structure in which the Lead Entity will serve as administrative and fiscal agent of the Health Science Learning Exchange.
Federal	119.0	0.0	0.0%	0.0	
Southwestern Ed. Dev. Corp					Will assist ISBE with state sponsored technical assistance workshops and professional development for 21st CCLC grantees.
Federal	599.2	49.9	8.3%	49.9	
Education Development Center					Will evaluate the implementation of the 21st CCLC Program in Illinois by measuring how well ISBE and its sub grantees are meeting established program goal and the seven statewide objectives in ISBE's 21st CCLC plan to ED.
Federal	111.5	0.0	0.0%	0.0	

	<u>Funded Amount</u>	<u>Expended Year to Date</u>	<u>% Spent Year to Date</u>	<u>August Expenditures</u>	<u>Description</u>
Comptia Workforce Development					Will establish a governance structure in which the Lead Entity will serve as administrative and fiscal agent of the Information Technology Learning Exchange.
Federal	168.0	0.0	0.0%	0.0	
Illinois Manufacturers' Association					Will establish a governance structure in which the Lead Entity will serve as administrative and fiscal agent of the Manufacturing Learning Exchange.
Federal	181.3	0.0	0.0%	0.0	
Illinois Board of Higher Education					Will establish further the advancement and alignment of Common Core Standards across secondary and post-secondary curricula through the development of a regional consortia comprised of universities, community colleges and high schools through outreach and workshops. Will align the Common Core Standards to educator preparation programs through professional development opportunities for Illinois' two and four year public and private institutions.
Federal	50.0	0.0	0.0%	0.0	
<u>Early Childhood</u>					
National Louis University					Third party monitoring of Early Childhood Block Grant Programs
GRF	865.0	0.0	0.0%	0.0	
WestEd					Contractor will develop the Illinois Kindergarten Individual Development Survey
GRF	1,523.3	0.0	0.0%	0.0	
Northern Illinois University					Will provided services to ISBE and the Governor's Office of Early Childhood Development (OECD) to support OECD's implementation of the State's Race to the Top Early Learning Challenge Grant.
Federal	211.3	17.6	8.3%	17.6	
WestEd					Will develop an online Inter Rater Agreement System for the KIDS assessment.
Federal	295.3	0.0	0.0%	0.0	
Illinois Board of Higher Education					IBHE will implement a program known as the Early Childhood Race to the Top Higher Education Program Innovation Grant. Will provide institutes of higher education with two rounds of grant funding to redesign their associate's, bachelor's and or master's level early childhood teacher preparation programs
Federal	250.0	250.0	100.0%	0.0	
Illinois Department of Children and Family Services					DCFS will provide professional services to advance in the development of weighting (risk assessment) and key indicator systems for child day care licensing.
Federal	500.0	0.0	0.0%	0.0	
<u>English Language Learning</u>					
Illinois Resource Center					Statewide professional development
GRF	1,831.0	0.0	0.0%	0.0	
Federal	125.0	0.0	0.0%	0.0	
Illinois Migrant Council					Support & technical assistance to the Migrant Education Program
Federal	491.7	49.2	10.0%	49.2	
<u>Special Education Services</u>					
14 Hearing Officers					Impartial Hearing Officers in the local-level - Section 14-8.02 of the School Code
Federal	378.0	28.4	7.5%	26.5	
8 Mediation Officers					Special Education mediation services
Federal	64.0	12.5	19.6%	8.2	
ROE # 20					Harrisburg Project - Manage software for special education districts and co-ops
Federal	717.6	119.6	16.7%	59.8	
Measurement Incorporated					Special Education parent survey

	<u>Funded Amount</u>	<u>Expended Year to Date</u>	<u>% Spent Year to Date</u>	<u>August Expenditures</u>	<u>Description</u>
Federal Capitol Strategies Consulting	65.0	0.0	0.0%	0.0	Maintain Special Education Database System
Federal Illinois State University	160.4	18.4	11.5%	14.1	Evaluation services for the 5 year State Personnel Development Grant
Federal Special Education Solutions	150.0	12.5	8.3%	0.0	Training and on-going staff development for Due Process Hearing Officers
Federal Macro International Inc	134.8	10.4	7.7%	10.4	Will administer the Youth Risk Behavior Survey (YRBS) to selected classes at approximately 50 randomly selected Illinois public high schools
Federal	74.9	0.0	0.0%	0.0	
<u>Title Grant Administration</u>					
University of Memphis					Contractor will perform evaluation of effectiveness of providers of Supplemental Education Services (SES)
Federal	77.6	0.0	0.0%	0.0	
<u>Assessment</u>					
NCS Pearson (Harcourt)					Implement the Illinois Standards Achievement Test (ISAT) and state assessment and accountability requirements- MY07645
GRF	1,189.3	792.8	66.7%	792.8	
NCS Pearson, Inc.					IAA Test Development (MY066410)
Federal	290.3	0.0	0.0%	0.0	
Wisconsin University - WIDA Consortium					Title III Requirements for the ACCESS test (English Language Learning). Validated through comparative studies
GRF	5,284.5	0.0	0.0%	0.0	
Harte-Hanks					Will provide evaluation and review of vendor services to ensure the quality and accuracy of all Illinois' assessments
Federal	228.5	0.0	0.0%	0.0	
Education Development Center					Will provide guidance and framework for reviewing assessments to determine reliability and fairness of use to measure growth for teacher evaluation. Will pull together content teams to develop Type II and Type III assessments to be available to Race to the Top districts.
Federal	533.5	88.9	16.7%	88.9	
Wesley D. Bruce					
GRF	125.5	10.5	8.3%	10.5	
American College Testing					Administration of the Prairie State Achievement Exam (PSAE)
GRF	10,875.0	0.0	0.0%	0.0	
<u>System of Support and District Intervention</u>					
Northern Illinois University					Refinement and maintenance of the IIRC and the development of a consolidated SIP/DIP/TIP and the Race to the Top Phase Three
GRF	308.8	0.0	0.0%	0.0	
Federal	159.3	0.0	0.0%	0.0	
<u>Educator Licensure</u>					
Illinois State University					Coordinate work to support of the National Board of Professional Teaching Standards to serve schools
Federal	298.0	0.0	0.0%	0.0	
5 Hearing Officers					Certification Revocation Hearing Officers

	<u>Funded Amount</u>	<u>Expended Year to Date</u>	<u>% Spent Year to Date</u>	<u>August Expenditures</u>	<u>Description</u>
Westat	186.3	1.2	0.6%	1.2	Will serve as the entity to conduct the PERA Research Based Study.
Other State					
Federal	529.2	0.0	0.0%	0.0	Will assist school districts receiving Race to the Top Phase 3 (RTTT3) funding to establish, improve and or refine inductions and mentoring programs for beginning teachers and principals through the provision of technical assistance and networking facilitation.
Consortium for Educational Change					
Federal	549.9	0.0	0.0%	0.0	
<u>Chief Performance Officer</u>					
Champaign-Ford ROE #9					Will perform the services required to complete the LEA Support and Regional Capacity project as detailed in the Race to the Top grant.
	183.4	0.0	0.0%	0.0	
UChicago Impact, LLC					Will develop and administer a statewide Survey of Learning Conditions as required by Section 2-3.153 of the School Code (105ILCS5/2-3.153).
GRF	139.2	0.0	0.0%	0.0	
Federal	210.8	0.0	0.0%	0.0	
Peoria County ROE					Administer, plan and implement the IL Virtual School (IVS) Program
GRF	950.0	400.0	42.1%	80.0	
Federal	250.0	0.0	0.0%	0.0	
IlliniCloud					Will provide professional development services to train personnel in Race to the Top participating in LEAS to implement and use the Illinois Shared Learning Environment (ISLE). Will provide technical training for teachers, district technical staff, and administrators. Will perform content tagging that will enable digital content to be searchable through ISLE applications and accessible for teachers using ISLE.
Federal	120.0	8.7	7.3%	8.7	
SAS Institute					Will upgrade ISBE SAS installation from server based SAS to web based SAS. In addition
Federal	176.9	0.0	0.0%	0.0	
<u>Fiscal and Procurement</u>					
Crowe Horwath					Will follow the agency procedures for GAAP reports and the IOC's SAMS chapter 27
GRF	99.4	0.0	0.0%	0.0	
Multilingual Connections					Translation of documents from English to other languages
Federal	72.4	1.4	1.9%	1.4	
GRF	1.1	1.1	100.0%	1.1	
<u>Funding & Disbursements</u>					
MTW Solutions, LLC					Technical Support for e-Grants System
Federal	48.0	0.0	0.0%	0.0	
GRF	12.0	0.0	0.0%	0.0	
<u>Nutrition Programs</u>					
Department of Public Health					Conduct the summer food sanitation inspections
Federal	207.0	0.0	0.0%	0.0	
Hambrick & Associates					Will purchase air, newspaper, radio space, transportation (bus/train) and billboard advertising space and/or time for a promotional campaign to create awareness and increase participation in the Summer Food Service Program.
Federal	138.4	138.4	100.0%	138.4	
Anchor Staffing					Temporary staff using Master Contract #CMS479776A for Summer Food Program.

	<u>Funded Amount</u>	<u>Expended Year to Date</u>	<u>% Spent Year to Date</u>	<u>August Expenditures</u>	<u>Description</u>
Federal Legal Resolve, Inc.	62.0	23.3	37.6%	23.3	Administrative Hearing Officer for Child Care Food Program
Federal	150.0	5.5	3.7%	5.5	

School Business Services

North Chicago SD 187					Technical assistance to promote the financial health of the this district. Will provide funding toward the salary and benefits for a new financial and budget analyst position at the district.
Other State	132.5	0.0	0.0%	0.0	
East St. Louis SD 189					Will provide funding toward salary, and benefits for a new Chief Financial Officer (CFO) position at the district.
Other State	236.0	10.2	4.3%	10.2	

Grants Breakdown:

General State Aid	4,522,530.5	412,059.1	9.1%	412,059.1	Formula
Title I - Low Income	940,000.0	147.7	0.0%	147.7	Formula
Child Nutrition	725,000.0	14,585.6	2.0%	14,585.6	Formula - Reimbursement
IDEA	700,000.0	2,096.1	0.3%	2,096.1	Formula
Transportation Spec Ed	450,500.0	0.0	0.0%	0.0	Formula
Spec Ed Personnel	440,500.0	0.0	0.0%	0.0	Formula
Spec Ed Extraordinary	302,928.9	0.0	0.0%	0.0	Mandated Categorical-Supplemental
Early Childhood Block	295,812.4	31,431.4	10.6%	31,431.4	Block grant for Pre-K, parent training and prevention initiative
Spec Ed Private Facility Tuition	230,192.4	0.0	0.0%	0.0	Formula
Transportation Reg/Voc	205,808.9	0.0	0.0%	0.0	Formula
Title II - Teacher Quality	157,000.0	0.0	0.0%	0.0	Formula
Spec Ed Orphanage	95,000.0	0.0	0.0%	0.0	Formula
Title IV - 21st Century	74,000.0	10.8	0.0%	10.8	Competitive
Bilingual Education	61,381.2	0.0	0.0%	0.0	Mandated Categorical
Voc Ed - Federal	55,000.0	346.1	0.6%	346.1	Formula and Competitive - to improve student academic and career skills
Title III - English Language Acq	45,500.0	0.0	0.0%	0.0	Grant
Vocational Education - State	38,062.1	7,787.1	20.5%	7,787.1	Formula
Title I - Low Income - ARRA	30,000.0	0.0	0.0%	0.0	Formula - Federal Stimulus
IDEA Preschool	25,000.0	160.0	0.6%	160.0	Formula - special education, 3-5 year-olds
Driver Education	17,900.0	0.0	0	0	Reimbursement
Race to the Top	17,305.9	0.0	0.0%	0.0	Grants to LEA's
Title II Math/Science Partnerships	14,000.0	0.0	0.0%	0.0	Formula
District Intervention Funding	13,090.0	0.0	0.0%	0.0	Grants
ROE Salaries	12,650.0	1,936.9	15.3%	1,936.9	Salaries for ROE's
Orphanage Tuition	12,000.0	0.0	0.0%	0.0	Reimbursement to school districts for children residing in orphanages
Truant/Dropout/Optional Education	11,500.0	3,082.0	26.8%	3,082.0	Competitive - at-risk students/dropout prevention
Spec Ed Summer School	10,100.0	0.0	0.0%	0.0	Formula - Special ed students enrolled in summer sessions
Longitudinal Data - ARRA	10,000.0	44.3	0.4%	44.3	Competitive - federal Stimulus
State Free Lunch and Breakfast	9,000.0	11.9	0.1%	11.9	Mandated Categorical - Reimbursement
Charter Schools - Federal	9,000.0	0.0	0.0%	0.0	Competitive

	<u>Funded</u>	<u>Expended</u>	<u>% Spent</u>	<u>August</u>	<u>Description</u>
	<u>Amount</u>	<u>Year to</u>	<u>Year to</u>	<u>Expenditures</u>	
		<u>Date</u>	<u>Date</u>		
Alternative Ed/Reg Safe Schools	6,300.0	25.3	0.4%	25.3	Formula
ROE Bus Driver Training	5,020.0	430.5	8.6%	430.5	ROE Bus Driver Training
McKinney Homeless Ed	5,000.0	14.8	0.3%	14.8	Competitive grants to school districts
Congressional Earmarks	5,000.0	0.0	0%	0.0	Grants
School Tech. Rev. Loan	5,000.0	0.0	0.0%	0.0	Loans to schools to implement technology
IDEA Improvement Part D	4,500.0	0.0	0.0%	0.0	Reimbursement
Philip Rock Center	3,577.8	0.0	0.0%	0.0	Targeted Initiative
Reorg Incentive Feasibility Stdy	3,385.5	0.0	0.0%	0.0	Grants
Advanced Placement Fee	3,000.0	0.0	0.0%	0.0	Fee reimbursement for Adv Placement Exam and Int'l Baccalaureate exam
After School Matters	2,500.0	0.0	0.0%	0.0	Grant to After School Matters
Title VI-Flex. & Acct Rural Education	2,000.0	0.0	0.0%	0.0	Grants to school districts
Agriculture Education	1,800.0	284.8	15.8%	284.8	Grants to school districts
Southwest Organizing Project	1,500.0	0.0	0.0%	0.0	Grants
Emergency Financial Assistance	1,500.0	10.2	0.7%	10.2	Formula and loans to school districts
Mat'ls for the Visually Impaired	1,421.1	300.0	21.1%	300.0	Targeted Init. - with The Chicago Lighthouse for People who are Blind or Visually Impaired
Temporary Relocation	1,400.0	0.0	0.0%	0.0	Formula grants for school emergency relocation
Technology for Success -State	1,385.0	0.0	0.0%	0.0	Grants
Lowest Performing Schools	1,002.8	0.0	0.0%	0.0	Grants to lowest performing schools
Nat'l Board Certification	1,000.0	0.0	0.0%	0.0	Grants
Teach America	1,000.0	0.0	0.0%	0.0	Grant to Teach for America-Chicago
Recording - Blind and Dyslexic	816.6	0.0	0.0%	0.0	Grant to increase achievement of students with visual impairments
Early Learning Challenge	612.0	511.5	83.6%	511.5	Grant
Advanced Placement Classes/State	500.0	35.3	7.1%	35.3	Grants
Arts & Foreign Language	500.0	0.0	0.0%	0.0	Grants
Deaf/Blind	500.0	0.0	0.0%	0.0	Grant to Philip J. Rock Center
Children's Mental Health Partner	300.0	0.0	0.0%	0.0	Grants
Tax Equivalent Grants	222.6	0.0	0.0%	0	Grants
After School Rescue Fund	200.0	0.0	0.0%	0	Grants to Schools for After School Programs
Autism Training & Tech Assist.	100.0	0.0	0.0%	0	Grants to the IL Autism Training & Tech Assistance Program
Charter Schools-Rev Loan Fund	20.0	0.0	0.0%	0	Other/Repayment of loans

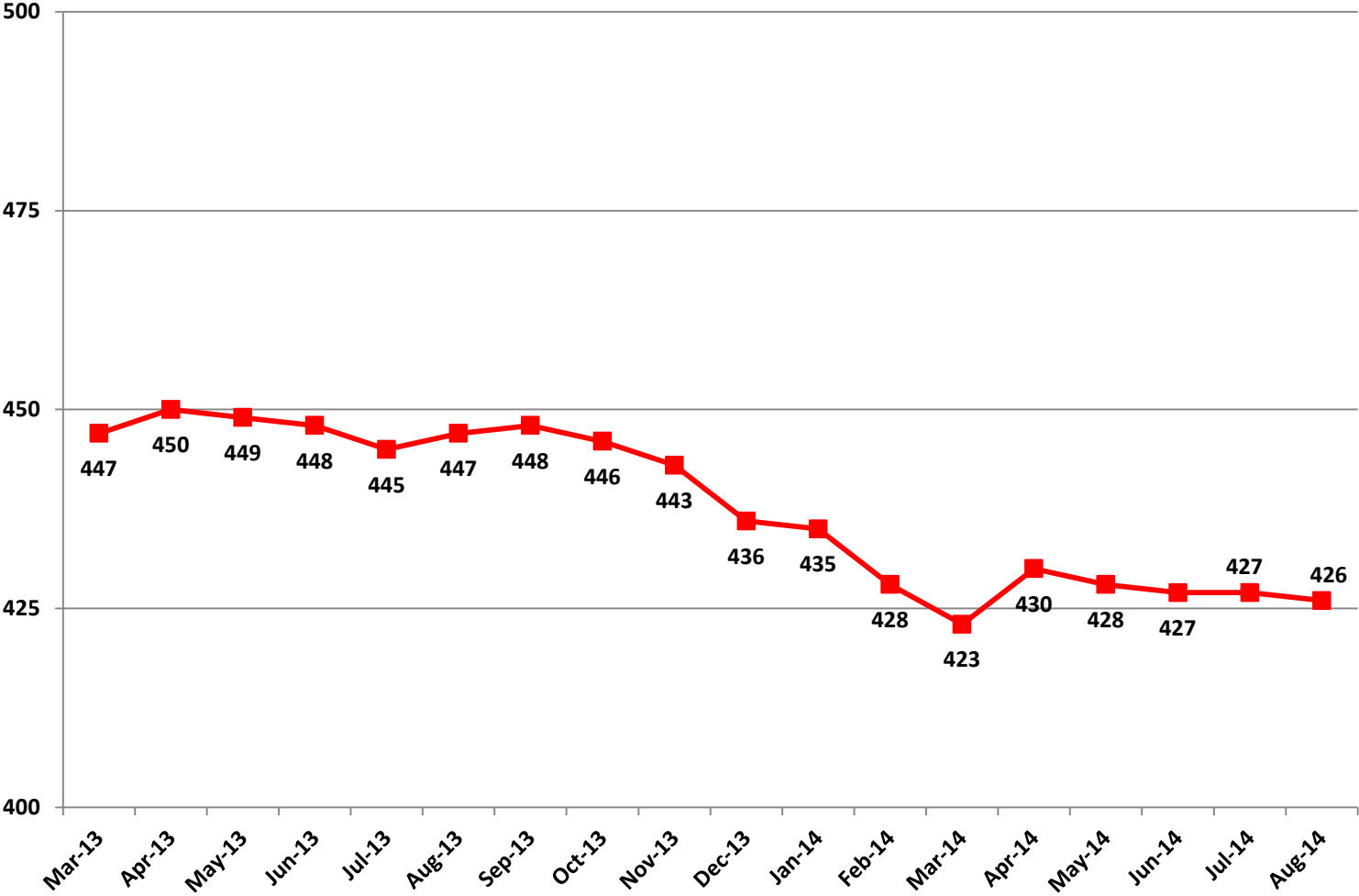
ILLINOIS STATE BOARD OF EDUCATION
Comparative Statement of Expenditures to Date (August 31, 2014)
Fiscal Years 2014 and 2013

	FY14				FY13			
	Appropriation Amount	Expenditures to Date (Direct)	Federal Indirect Cost Recovery Expenditures	Percentage to Date	Appropriation Amount	Expenditures to Date (Direct)	Federal Indirect Cost Recovery Expenditures	Percentage to Date
All Funds								
Personal Services and Related Expenditures	\$ 50,004,178	\$ 34,202,235	\$ 1,573,977	71.55%	\$ 49,371,790	\$ 35,021,818	\$ 1,358,690	70.93%
Contractual Services	33,730,215	17,616,865	1,054,864	55.36%	32,478,482	14,843,524	952,982	45.70%
Travel	2,264,617	966,900	41,900	44.55%	2,351,864	1,023,614	45,614	43.52%
Commodities	485,093	100,921	17,628	24.44%	538,101	142,974	56,801	26.57%
Printing	545,326	61,516	1,775	11.61%	592,564	57,697	29,864	9.74%
Equipment	1,078,311	63,561	38,886	9.50%	1,350,147	283,135	217,947	20.97%
Telecommunications	913,251	452,645	1,438	49.72%	978,503	270,515	179,503	27.65%
Operation of Automotive Equipment	20,598	20,598	-	100.00%	25,333	23,552	1,533	92.97%
Lump Sums	108,405,033	51,605,621	-	47.60%	75,292,568	45,229,159	-	60.07%
Sub-total	197,446,622	105,090,862	2,730,469	54.61%	162,979,352	96,895,988	2,842,934	59.45%
Awards and Grants	9,599,258,164	8,849,817,647	-	92.19%	9,441,543,783	8,627,356,620	-	91.38%
Construction Grants	67,285,147	46,783,983	-	69.53%	109,125,824	16,788,386	-	0.00%
Total All Funds	\$ 9,863,989,933	\$ 9,001,692,492	\$ 2,730,469	91.29%	\$ 9,713,648,959	\$ 8,741,040,994	\$ 2,842,934	89.99%
General Revenue Fund								
Personal Services and Related Expenditures	\$ 16,222,501	\$ 16,222,344	\$ -	100.00%	\$ 16,745,700	\$ 16,674,660	\$ -	99.58%
Contractual Services	6,149,851	6,108,678	-	99.33%	6,000,000	5,648,621	-	94.14%
Travel	192,717	192,632	-	99.96%	276,250	200,506	-	72.58%
Commodities	57,464	57,203	-	99.54%	71,300	53,144	-	74.54%
Printing	45,551	45,551	-	100.00%	64,700	11,482	-	17.75%
Equipment	39,425	39,423	-	100.00%	132,200	116,213	-	87.91%
Telecommunications	452,812	452,645	-	99.96%	340,000	270,515	-	79.56%
Operation of Automotive Equipment	20,598	20,598	-	100.00%	23,800	23,552	-	98.96%
Lump Sums	28,176,302	27,947,194	-	99.19%	30,246,302	29,668,067	-	98.09%
Sub-total	51,357,222	51,086,268	-	99.47%	53,900,252	52,666,760	-	97.71%
Awards and Grants	2,193,824,904	2,187,613,800	-	99.72%	2,200,146,283	2,199,545,271	-	99.97%
Total General Revenue Fund	\$ 2,245,182,126	\$ 2,238,700,068	\$ -	99.71%	\$ 2,254,046,535	\$ 2,252,212,031	\$ -	99.92%
Other State Funds								
Lump Sums	\$ 24,178,900	\$ 6,747,707	\$ -	27.91%	\$ 24,108,900	\$ 4,688,577	\$ -	19.45%
Sub-total	24,178,900	6,747,707	-	27.91%	24,108,900	4,688,577	-	19.45%
Awards and Grants	4,519,933,260	4,476,661,574	-	99.04%	4,323,697,500	4,316,538,441	-	99.83%
Construction Grants	67,285,147	46,783,983	-	-	109,125,824	16,788,386	-	0.00%
Total Other State Funds	\$ 4,611,397,307	\$ 4,530,193,264	\$ -	98.24%	\$ 4,456,932,224	\$ 4,338,015,404	\$ -	97.33%
Federal Funds								
Personal Services and Related Expenditures	\$ 32,207,700	\$ 17,979,890	\$ -	55.82%	\$ 31,267,400	\$ 18,347,158	\$ -	58.68%
Contractual Services	26,525,500	11,508,188	-	43.39%	25,525,500	9,194,903	-	36.02%
Travel	2,030,000	774,268	-	38.14%	2,030,000	823,108	-	40.55%
Commodities	410,000	43,718	-	10.66%	410,000	89,830	-	21.91%
Printing	498,000	15,965	-	3.21%	498,000	46,215	-	9.28%
Equipment	1,000,000	24,138	-	2.41%	1,000,000	166,922	-	16.69%
Telecommunications	459,000	-	-	0.00%	459,000	-	-	0.00%
Lump Sums	58,780,300	19,641,190	-	33.41%	23,780,300	13,715,449	-	57.68%
Sub-total	121,910,500	49,987,356	-	41.00%	84,970,200	42,383,585	-	49.88%
Awards and Grants	2,885,500,000	2,185,542,273	-	75.74%	2,917,700,000	2,111,272,908	-	72.36%
Total Federal Funds	\$ 3,007,410,500	\$ 2,235,529,629	\$ -	74.33%	\$ 3,002,670,200	\$ 2,153,656,493	\$ -	71.72%

ILLINOIS STATE BOARD OF EDUCATION
Comparative Statement of Expenditures to Date (August 31, 2014)
Fiscal Years 2015 and 2014

	FY15				FY14			
	Appropriation Amount	Expenditures to Date (Direct)	Federal Indirect Cost Recovery Expenditures	Percentage to Date	Appropriation Amount	Expenditures to Date (Direct)	Federal Indirect Cost Recovery Expenditures	Percentage to Date
All Funds								
Personal Services and Related Expenditures	\$ 48,615,586	\$ 5,328,035	\$ 135,216	11.24%	\$ 48,675,808	\$ 5,826,147	\$ 195,508	11.97%
Contractual Services	34,725,382	1,684,209	99,882	5.14%	32,643,964	1,119,580	118,464	3.43%
Travel	2,201,212	92,195	4,962	4.41%	2,199,806	94,572	3,486	4.30%
Commodities	481,497	3,789	197	0.83%	481,713	9,568	413	1.99%
Printing	562,700	-	-	0.00%	564,475	180	1,775	0.03%
Equipment	1,132,459	-	259	0.02%	1,135,049	1,070	2,849	0.09%
Telecommunications	909,000	32,232	-	3.55%	909,055	-	55	0.00%
Operation of Automotive Equipment	23,800	1,434	-	6.02%	23,800	1,632	-	6.86%
Lump Sums	128,094,984	1,839,457	-	1.44%	110,812,953	5,043,622	-	4.55%
Sub-total	216,746,620	8,981,349	240,516	4.25%	197,446,622	12,096,371	322,549	6.13%
Awards and Grants	9,672,632,839	475,381,824	-	4.91%	9,598,858,164	546,715,570	-	5.70%
Construction Grants	45,356,631	-	-	0.00%	67,285,147	8,217,504	-	0.00%
Total All Funds	\$ 9,934,736,090	\$ 484,363,173	\$ 240,516	4.88%	\$ 9,863,589,933	\$ 567,029,445	\$ 322,549	5.75%
General Revenue Fund								
Personal Services and Related Expenditures	\$ 16,272,670	\$ 2,736,018	\$ -	16.81%	\$ 16,272,600	\$ 2,596,917	\$ -	15.96%
Contractual Services	6,000,000	728,877	-	12.15%	6,000,000	491,704	-	8.20%
Travel	166,250	10,158	-	6.11%	166,320	27,323	-	16.43%
Commodities	71,300	286	-	0.40%	71,300	1,448	-	2.03%
Printing	64,700	-	-	0.00%	64,700	-	-	0.00%
Equipment	132,200	-	-	0.00%	132,200	1,070	-	0.81%
Telecommunications	450,000	32,232	-	7.16%	450,000	-	-	0.00%
Operation of Automotive Equipment	23,800	1,434	-	6.02%	23,800	1,632	-	6.86%
Lump Sums	45,376,300	878,381	-	1.94%	28,176,302	3,665,273	-	13.01%
Sub-total	68,557,220	4,387,385	-	6.40%	51,357,222	6,785,367	-	13.21%
Awards and Grants	2,214,182,309	43,450,858	-	1.96%	2,193,424,904	120,623,126	-	5.50%
Total General Revenue Fund	\$ 2,282,739,529	\$ 47,838,243	\$ -	2.10%	\$ 2,244,782,126	\$ 127,408,493	\$ -	5.68%
Other State Funds								
Lump Sums	\$ 24,178,900	\$ 915,492	\$ -	3.79%	\$ 24,178,900	\$ 853,816	\$ -	3.53%
Sub-total	24,178,900	915,492	-	3.79%	24,178,900	853,816	-	3.53%
Awards and Grants	4,605,950,530	414,366,669	-	9.00%	4,519,933,260	406,617,222	-	9.00%
Construction Grants	45,356,631	-	-	0.00%	67,285,147	8,217,504	-	0.00%
Total Other State Funds	\$ 4,675,486,061	\$ 415,282,160	\$ -	8.88%	\$ 4,611,397,307	\$ 415,688,542	\$ -	9.01%
Federal Funds								
Personal Services and Related Expenditures	\$ 32,207,700	\$ 2,592,017	\$ -	8.05%	\$ 32,207,700	\$ 3,229,230	\$ -	10.03%
Contractual Services	28,625,500	955,332	-	3.34%	26,525,500	627,876	-	2.37%
Travel	2,030,000	82,037	-	4.04%	2,030,000	67,249	-	3.31%
Commodities	410,000	3,503	-	0.85%	410,000	8,120	-	1.98%
Printing	498,000	-	-	0.00%	498,000	180	-	0.04%
Equipment	1,000,000	-	-	0.00%	1,000,000	-	-	0.00%
Telecommunications	459,000	-	-	0.00%	459,000	-	-	0.00%
Lump Sums	58,780,300	286,100	-	0.49%	58,780,300	847,082	-	1.44%
Sub-total	124,010,500	3,918,989	-	3.16%	121,910,500	4,779,737	-	3.92%
Awards and Grants	2,852,500,000	17,564,298	-	0.62%	2,885,500,000	19,475,222	-	0.67%
Total Federal Funds	\$ 2,976,510,500	\$ 21,483,287	\$ -	0.72%	\$ 3,007,410,500	\$ 24,254,959	\$ -	0.81%

**ILLINOIS STATE BOARD OF EDUCATION
18-MONTH HEADCOUNT HISTORY
(AS OF AUGUST 2014)**

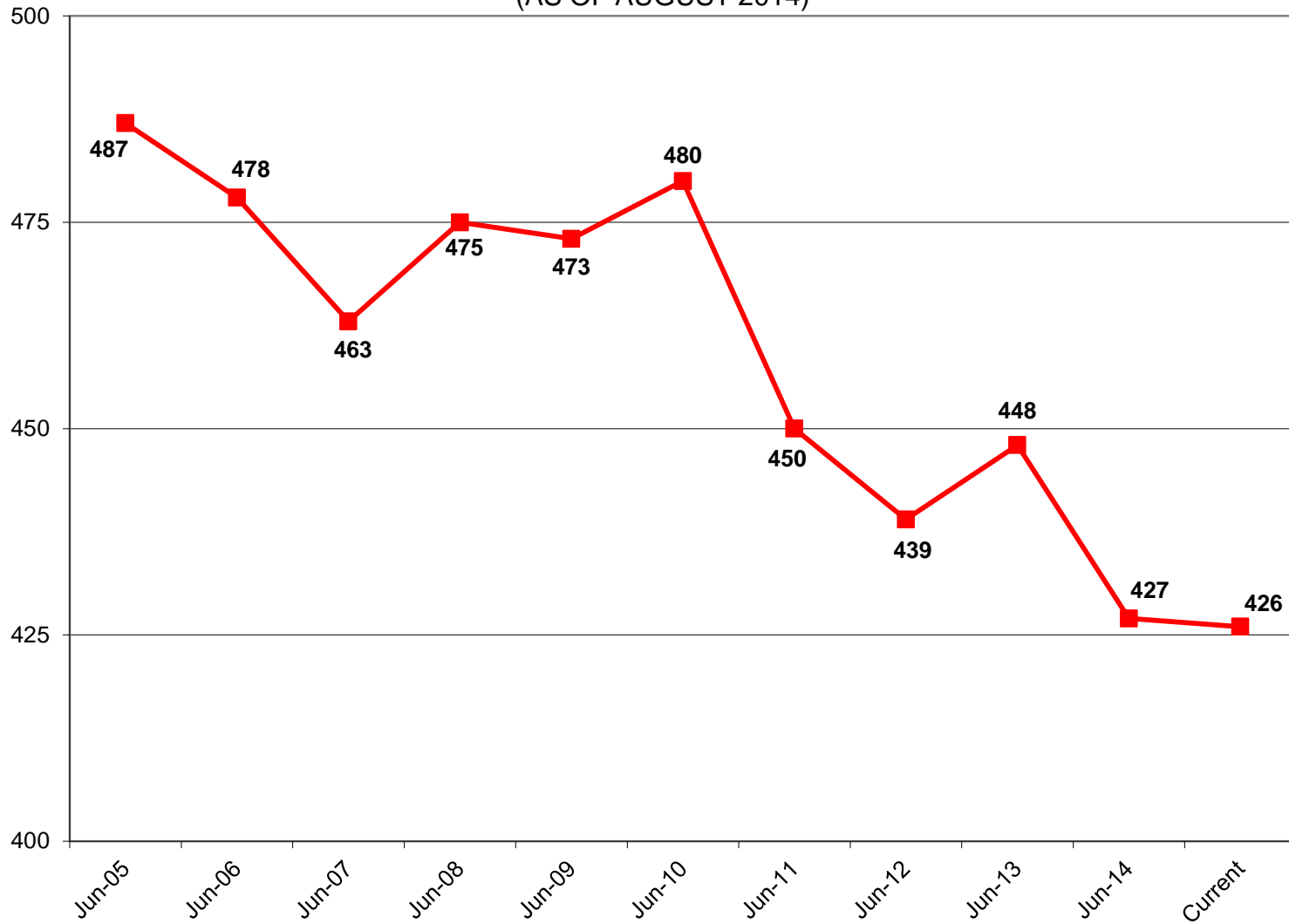


**ILLINOIS STATE BOARD OF EDUCATION
AGENCY STAFF DETAIL AS OF AUGUST 2014**

	Mgmt.	Prof.	Support	GRF	Non-GRF	Total
STATE SUPERINTENDENT						
State Superintendent's Office	<u>1</u>	<u>2</u>	<u>0</u>	<u>3</u>	<u>0</u>	<u>3</u>
Sub-Total	1	2	0	3	0	3
GENERAL COUNSEL						
Legal	4	15	2	19	2	21
Governmental Relations	<u>0</u>	<u>2</u>	<u>0</u>	<u>2</u>	<u>0</u>	<u>2</u>
Sub-Total	4	17	2	21	2	23
DEPUTY SUPERINTENDENT/ DIRECTOR OF PUBLIC INFORMATION						
Center Administration	1	0	1	2	0	2
Board Services	0	1	1	2	0	2
Public Information	<u>1</u>	<u>6</u>	<u>1</u>	<u>7</u>	<u>1</u>	<u>8</u>
Sub-Total	2	7	3	11	1	12
INTERNAL AUDIT						
Center Administration	1	5	1	7	0	7
Federal and State Monitoring	<u>2</u>	<u>14</u>	<u>2</u>	<u>17</u>	<u>1</u>	<u>18</u>
Sub-Total	3	19	3	24	1	25
DEPUTY SUPERINTENDENT/ CHIEF EDUCATION OFFICER						
Center Administration	<u>4</u>	<u>0</u>	<u>2</u>	<u>6</u>	<u>0</u>	<u>6</u>
Sub-Total	4	0	2	6	0	6
INNOVATION AND IMPROVEMENT						
Center Administration	1	0	2	2	1	3
College and Career Readiness	1	11	2	8	6	14
Title Grant Administration	1	12	3	0	16	16
System of Support & District Intervention	<u>1</u>	<u>4</u>	<u>0</u>	<u>0</u>	<u>5</u>	<u>5</u>
Sub-Total	4	27	7	10	28	38
SPECIALIZED INSTRUCTION, NUTRITION & WELLNESS						
Center Administration	1	0	1	0	2	2
Special Education Services	3	43	7	2	51	53
Nutrition and Wellness Programs	<u>1</u>	<u>31</u>	<u>3</u>	<u>0</u>	<u>35</u>	<u>35</u>
Sub-Total	5	74	11	2	88	90
LANGUAGE & EARLY CHILDHOOD DEVELOPMENT						
Center Administration	1	0	1	2	0	2
Early Childhood	1	9	2	9	3	12
English Language Learning	<u>1</u>	<u>7</u>	<u>1</u>	<u>7</u>	<u>2</u>	<u>9</u>
Sub-Total	3	16	4	18	5	23
DIRECTOR OF ASSESSMENTS						
Assessment	<u>2</u>	<u>10</u>	<u>1</u>	<u>11</u>	<u>2</u>	<u>13</u>
Sub-Total	2	10	1	11	2	13
EDUCATOR EFFECTIVENESS						
Center Administration	1	0	1	2	0	2
Educator Licensure	<u>3</u>	<u>13</u>	<u>7</u>	<u>4</u>	<u>19</u>	<u>23</u>
Sub-Total	4	13	8	6	19	25

	Mgmt.	Prof.	Support	GRF	Non-GRF	Total
CHIEF OPERATING OFFICER						
Center Administration	1	0	1	2	0	2
Human Resources	2	6	6	14	0	14
Facility Management	1	3	11	15	0	15
Information Technology	<u>5</u>	<u>47</u>	<u>3</u>	<u>45</u>	<u>10</u>	<u>55</u>
Sub-Total	9	56	21	76	10	86
CHIEF PERFORMANCE OFFICER						
Center Administration	2	4	1	5	2	7
Data Analysis and Accountability	<u>2</u>	<u>8</u>	<u>1</u>	<u>9</u>	<u>2</u>	<u>11</u>
Sub-Total	4	12	2	14	4	18
CHIEF FINANCIAL OFFICER						
Center Administration	1	1	1	3	0	3
Budget & Financial Management	1	3	0	4	0	4
Fiscal & Procurement Services	1	10	4	13	2	15
Funding and Disbursements	2	17	7	14	12	26
School Business Services	<u>2</u>	<u>12</u>	<u>2</u>	<u>15</u>	<u>1</u>	<u>16</u>
Sub-Total	7	43	14	49	15	64
GRAND TOTAL, ALL CENTERS	52	296	78	251	175	426
	12%	69%	18%	59%	41%	100%

**ILLINOIS STATE BOARD OF EDUCATION
10-yr HEADCOUNT HISTORY
(AS OF AUGUST 2014)**



Illinois State Board of Education
Contract Awards
August 1, 2014 through August 31, 2014

Vendor	Illinois Procurement Bulletin Award Notice Date
DHS/UIC	n/a
Fort Scott Community College	n/a
Eastern Illinois University	n/a
Northeastern Illinois University	n/a
Western Illinois University	n/a

Type of Award	Term	Contract Term Amount
Intergovernmental Agreement Amendment	8/19/14-6/30/15	\$ 34,000.00
Intergovernmental Agreement Renewal	9/1/14-8/31/15	\$ 21,125.00
New Intergovernmental Agreement	8/8/14-12/22/15	\$ 25,635.00
New Intergovernmental Agreement	8/13/14-12/22/15	\$ 25,635.00
New Intergovernmental Agreement	8/18/14-12/22/15	\$ 11,491.00

Description

The Illinois Dept of Human Services contracts with the University of Illinois for poverty count data. ISBE needs this data, per statute to calculate Supplemental General State Aid.

Act as fiscal agent for distribution of funds from 15 states, including Illinois, participating in the Opportunities for Success for Out-of-School Youth Migrant Education Program Consortium Incentive Grant.

Will work with clinical placement sites and faculty to integrate the New Illinois Learning Standards into coursework and field experiences. Will complete quarterly reports tracking progress, surveys at the commencement and conclusion of each semester. Will also submit materials for blind peer reviews of revised course syllabi and ancillary materials.

Will work with clinical placement sites and faculty to integrate the New Illinois Learning Standards into coursework and field experiences. Will complete quarterly reports tracking progress, surveys at the commencement and conclusion of each semester. Will also submit materials for blind peer reviews of revised course syllabi and ancillary materials.

Will work with clinical placement sites and faculty to integrate the New Illinois Learning Standards into coursework and field experiences. Will complete quarterly reports tracking progress, surveys at the commencement and conclusion of each semester. Will also submit materials for blind peer reviews of revised course syllabi and ancillary materials.

ILLINOIS STATE BOARD OF EDUCATION
 FUNDING AND DISBURSEMENT SERVICES DIVISION
 100 NORTH FIRST STREET, SPRINGFIELD, IL 62777

Approved Grants Less Than 1 Million

Thru Date:(08/01/2014-08/31/2014)

Program: 2014 - 4227, Nutrition Training Grants

<u>RCDT</u>	<u>District Name</u>	<u>City</u>	<u>Budget Amt</u>	<u>Approval Date</u>
28-006-0990-04(CR)	SPRING VALLEY CCSD 99	SPRING VALLEY	\$650	08/12/2014
			\$650	

Program: 2014 - 4300, Title I - Low Income

<u>RCDT</u>	<u>District Name</u>	<u>City</u>	<u>Budget Amt</u>	<u>Approval Date</u>
19-022-0880-16(00)	DUPAGE HSD 88	ADDISON	\$636,597	08/05/2014
21-028-1030-13(00)	BENTON CHSD 103	BENTON	\$175,595	08/06/2014
			\$812,192	

Program: 2014 - 4340, Title I - Migrant Education

<u>RCDT</u>	<u>District Name</u>	<u>City</u>	<u>Budget Amt</u>	<u>Approval Date</u>
15-016-5050-51(01)	ILLINOIS MIGRANT COUNCIL	CHICAGO	\$135,392	08/15/2014
46-009-0150-26(01)	BEARDSTOWN CUSD 15	BEARDSTOWN	\$185,005	08/15/2014
			\$320,397	

Program: 2014 - 4932, Title II - Teacher Quality

<u>RCDT</u>	<u>District Name</u>	<u>City</u>	<u>Budget Amt</u>	<u>Approval Date</u>
51-084-0160-26(00)	COMMUNITY UNIT DISTRICT NO 16	NEW BERLIN	\$35,685	08/11/2014
			\$35,685	

**ILLINOIS STATE BOARD OF EDUCATION
FUNDING AND DISBURSEMENT SERVICES DIVISION
100 NORTH FIRST STREET, SPRINGFIELD, IL 62777**

Approved Grants Less Than 1 Million

Thru Date:(08/01/2014-08/31/2014)

Program: 2015 - 3220, Career & Technical Ed Improvement (CTEI)

<u>RCDT</u>	<u>District Name</u>	<u>City</u>	<u>Budget Amt</u>	<u>Approval Date</u>
40-000-0000-46(00)	CENTRAL ILLINOIS RURAL REGION	JERSEYVILLE	\$333,491	08/26/2014
			\$333,491	

Program: 2015 - 3225, Career & Technical Ed. - W.E.C.E.P.

<u>RCDT</u>	<u>District Name</u>	<u>City</u>	<u>Budget Amt</u>	<u>Approval Date</u>
09-010-1160-22(00)	URBANA SD 116	URBANA	\$121,876	08/20/2014
			\$121,876	

Program: 2015 - 3270, Career & Technical Ed - Student Organization

<u>RCDT</u>	<u>District Name</u>	<u>City</u>	<u>Budget Amt</u>	<u>Approval Date</u>
64-108-5530-51(00)	IL ASSOC OF FAMILY CAREER AND	SULLIVAN	\$20,154	08/13/2014
64-108-5590-51(00)	TECHNOLOGY STUDENT ORGANIZAT	NORMAL	\$14,364	08/04/2014
			\$34,518	

Program: 2015 - 3305, Bilingual Ed. - T.P.I. & T.B.E.

<u>RCDT</u>	<u>District Name</u>	<u>City</u>	<u>Budget Amt</u>	<u>Approval Date</u>
05-016-0290-02(00)	SUNSET RIDGE SD 29	NORTHFIELD	\$8,502	08/18/2014
05-016-0300-02(00)	NORTHBROOK-GLENVIEW SD 30	NORTHBROOK	\$25,203	08/13/2014
05-016-0370-02(00)	AVOCA SCHOOL DIST 37	WILMETTE	\$27,031	08/26/2014
06-016-0800-02(00)	BOARD OF EDUCATION DISTRICT 80	NORRIDGE	\$23,698	08/19/2014
06-016-0970-02(00)	OAK PARK SD 97	OAK PARK	\$20,649	08/19/2014
06-016-1050-02(00)	LA GRANGE SD 105	LAGRANGE	\$132,656	08/26/2014
06-016-1070-02(00)	PLEASANTDALE SD 107	BURR RIDGE	\$2,128	08/13/2014
06-016-2040-17(00)	LYONS TWP HSD 204	LA GRANGE	\$28,960	08/26/2014
07-016-1170-02(00)	NORTH PALOS SD 117	PALOS HILLS	\$456,798	08/13/2014
07-016-2150-17(00)	THORNTON FRACTIONALTHSD 215	CALUMET CITY	\$7,080	08/21/2014
09-010-1160-22(00)	URBANA SD 116	URBANA	\$232,070	08/14/2014
11-015-0010-26(00)	CHARLESTON CUSD 1	CHARLESTON	\$6,070	08/28/2014
11-021-3060-26(00)	ARCOLA CUSD 306	ARCOLA	\$40,083	08/26/2014
16-019-4300-26(00)	SANDWICH CUSD 430	SANDWICH	\$23,138	08/18/2014
17-064-0050-26(00)	MCLEAN COUNTY UD 5	NORMAL	\$183,866	08/14/2014
19-022-0100-02(00)	ITASCA PUBLIC SCHOOLS DIST 10	ITASCA	\$15,504	08/18/2014
19-022-0160-02(00)	QUEEN BEE SD 16	GLENDALE HTS	\$352,370	08/20/2014
19-022-0340-02(00)	WINFIELD SD34		\$6,074	08/28/2014
19-022-0440-02(00)	LOMBARD SD 44	LOMBARD	\$134,482	08/14/2014
19-022-1080-16(00)	LAKE PARK CHSD 108	ROSELLE	\$9,546	08/18/2014
19-022-2020-26(00)	LISLE CUSD 202	LISLE	\$15,598	08/18/2014
22-029-0660-25(00)	CANTON UNION SD 66	CANTON	\$3,439	08/26/2014
24-032-2010-04(00)	MINOOKA CCSD 201	MINOOKA	\$29,458	08/13/2014
31-045-3020-26(00)	KANELAND CUSD 302	MAPLE PARK	\$17,921	08/21/2014
31-045-3030-26(00)	COMMUNITY UNIT SCHOOL DIST 303	SAINT CHARLES	\$260,570	08/19/2014
31-045-3040-26(00)	GENEVA CUSD 304	GENEVA	\$25,914	08/21/2014
32-038-0100-26(00)	IROQUOIS WEST CUSD 10	GILMAN	\$14,820	08/26/2014
34-049-0410-04(00)	LAKE VILLA CCSD 41	LAKE VILLA	\$96,258	08/21/2014
34-049-0790-02(00)	FREMONT SD 79	MUNDELEIN	\$71,672	08/13/2014
35-050-1400-17(00)	OTTAWA THSD 140	OTTAWA	\$2,124	08/01/2014
44-063-1580-22(00)	HUNTLEY SCHOOL DISTRICT NO 158	ALGONQUIN	\$84,248	08/14/2014
48-072-3260-26(00)	PRINCEVILLE CUSD 326	PRINCEVILLE	\$1,215	08/14/2014

**ILLINOIS STATE BOARD OF EDUCATION
FUNDING AND DISBURSEMENT SERVICES DIVISION
100 NORTH FIRST STREET, SPRINGFIELD, IL 62777**

Approved Grants Less Than 1 Million

Thru Date:(08/01/2014-08/31/2014)

50-082-0900-04(00)	OFALLON COMM CONS 90	OFALLON	\$4,249	08/13/2014
50-082-1130-02(00)	WOLF BRANCH SD 113	SWANSEA	\$1,821	08/14/2014
53-090-0860-02(00)	EAST PEORIA SD 86	EAST PEORIA	\$1,823	08/14/2014
56-099-030C-04(00)	TROY CCSD 30C	PLAINFIELD	\$130,559	08/20/2014
56-099-0910-02(00)	LOCKPORT SD 91	LOCKPORT	\$5,164	08/20/2014
56-099-2050-17(00)	LOCKPORT TWP HSD 205	LOCKPORT	\$17,322	08/19/2014
			\$2,520,083	

Program: 2015 - 3696, Regional Safe Schools

<u>RCDT</u>	<u>District Name</u>	<u>City</u>	<u>Budget Amt</u>	<u>Approval Date</u>
04-000-0000-00(00)	REGIONAL OFFICE OF EDUCATION04	LOVES PARK	\$160,647	08/22/2014
08-000-0000-00(00)	REGIONAL OFFICE OF EDUCATION08	FREEMONT	\$59,530	08/25/2014
10-000-0000-00(00)	REGIONAL OFFICE OF EDUCATION10	TAYLORVILLE	\$51,926	08/25/2014
11-000-0000-00(00)	REGIONAL OFFICE OF EDUCATION11	CHARLESTON	\$82,837	08/21/2014
12-000-0000-00(00)	REGIONAL OFFICE OF EDUCATION12	OLNEY	\$56,576	08/19/2014
13-000-0000-00(00)	REGIONAL OFFICE OF EDUCATION13	CARLYLE	\$63,124	08/21/2014
15-016-2990-25(00)	CITY OF CHICAGO SD 299	CHICAGO	\$977,023	08/20/2014
16-000-0000-00(00)	REGIONAL OFFICE OF EDUCATION16	DEKALB	\$70,750	08/27/2014
17-000-0000-00(00)	REGIONAL OFFICE OF EDUCATION17	BLOOMINGTON	\$111,398	08/27/2014
19-000-0000-00(00)	REGIONAL OFFICE OF EDUCATION19	WHEATON	\$403,621	08/22/2014
20-000-0000-00(00)	REGIONAL OFFICE OF EDUCATION20	HARRISBURG	\$62,456	08/06/2014
24-000-0000-00(00)	REGIONAL OFFICE OF EDUCATION24	MORRIS	\$123,356	08/21/2014
25-000-0000-00(00)	REGIONAL OFFICE OF EDUCATION25	MOUNT VERNON	\$46,228	08/27/2014
30-000-0000-00(00)	REGIONAL OFFICE OF EDUCATION30	MURPHYSBORO	\$53,354	08/27/2014
32-000-0000-00(00)	REGIONAL OFFICE OF EDUCATION32	KANKAKEE	\$85,108	08/19/2014
33-000-0000-00(00)	REGIONAL OFFICE OF EDUCATION33	GALESBURG	\$47,791	08/21/2014
34-000-0000-00(00)	REGIONAL OFFICE OF EDUCATION34	GRAYSLAKE	\$354,392	08/25/2014
35-000-0000-00(00)	REGIONAL OFFICE OF EDUCATION35	OTTAWA	\$70,090	08/19/2014
39-000-0000-00(00)	REGIONAL OFFICE OF EDUCATION39	DECATUR	\$75,675	08/20/2014
40-000-0000-00(00)	REGIONAL OFFICE OF EDUCATION40	CARLINVILLE	\$63,258	08/22/2014
41-000-0000-00(00)	REGIONAL OFFICE OF EDUCATION41	EDWARDSVILLE	\$127,490	08/06/2014
43-000-0000-00(00)	REGIONAL OFFICE OF EDUCATION43	WASHBURN	\$54,104	08/26/2014
44-000-0000-00(00)	REGIONAL OFFICE OF EDUCATION44	WOODSTOCK	\$153,035	08/08/2014
47-000-0000-00(00)	REGIONAL OFFICE OF EDUCATION47	DIXON	\$62,974	08/27/2014
49-000-0000-00(00)	REGIONAL OFFICE OF EDUCATION49	MOLINE	\$84,997	08/26/2014
50-000-0000-00(00)	REGIONAL OFFICE OF EDUCATION50	BELLEVILLE	\$129,060	08/26/2014
53-000-0000-00(00)	REGIONAL OFFICE OF EDUCATION53	PEKIN	\$77,750	08/08/2014
55-000-0000-00(00)	REGIONAL OFFICE OF EDUCATION55	STERLING	\$51,866	08/20/2014
			\$3,760,416	

Program: 2015 - 3705, Early Childhood - Block Grant

<u>RCDT</u>	<u>District Name</u>	<u>City</u>	<u>Budget Amt</u>	<u>Approval Date</u>
01-001-0020-26(00)	LIBERTY CUSD 2	LIBERTY	\$113,123	08/08/2014
01-001-1720-22(00)	QUINCY SD 172	QUINCY	\$584,760	08/27/2014
01-075-0030-26(00)	PLEASANT HILL CUSD 3	PLEASANT HILL	\$71,299	08/25/2014
01-075-0040-26(00)	GRIGGSVILLE CUSD 4	GRIGGSVILLE	\$136,944	08/28/2014
01-075-0120-26(01)	WESTERN COMMUNITY UNIT SD 12	BARRY	\$70,575	08/13/2014
02-002-0010-22(00)	CAIRO SD 1	CAIRO	\$304,029	08/08/2014
02-002-0010-22(01)	CAIRO SD 1	CAIRO	\$82,304	08/29/2014
02-002-0050-26(00)	EGYPTIAN CUSD 5	TAMMS	\$226,542	08/18/2014

**ILLINOIS STATE BOARD OF EDUCATION
FUNDING AND DISBURSEMENT SERVICES DIVISION
100 NORTH FIRST STREET, SPRINGFIELD, IL 62777**

Approved Grants Less Than 1 Million

Thru Date:(08/01/2014-08/31/2014)

02-002-0050-26(01)	EGYPTIAN CUSD 5	TAMMS	\$66,728	08/21/2014
02-091-0170-22(00)	COBDEN UNIT SCHOOL DISTRICT 17	COBDEN	\$110,352	08/08/2014
03-003-0020-26(00)	BOND COUNTY 2	GREENVILLE	\$586,676	08/08/2014
03-026-2010-26(00)	BROWNSTOWN CUSD 201	BROWNSTOWN	\$451,735	08/08/2014
04-004-006P-00(00)	GOT KIDZ CHILD CARE INC	BELVIDERE	\$110,352	08/11/2014
04-101-1220-22(01)	HARLEM CONSOLIDATED SD 122	MACHESNEY PA	\$107,885	08/20/2014
04-101-2050-25(01)	SCHOOL DIST 205 BOARD OF	ROCKFORD	\$638,313	08/18/2014
04-101-3200-26(00)	COUNTY OF WINNEBAGO SD 320	SOUTH BELOIT	\$220,704	08/07/2014
05-016-0540-04(01)	SCHAUMBURG CCSD 54	SCHAUMBURG	\$128,744	08/12/2014
05-016-0590-04(00)	COMMUNITY CONSOLIDATED SD 59	ARLINGTON HTS	\$454,919	08/08/2014
05-016-0620-04(00)	COMMUNITY CONS SCH DIST 62	DES PLAINES	\$551,760	08/07/2014
05-016-0630-02(00)	EAST MAINE SD 63	DES PLAINES	\$275,867	08/25/2014
05-016-0650-04(01)	EVANSTON C C SCHOOL DIST 65	EVANSTON	\$459,800	08/25/2014
05-016-197P-00(01)	INFANT WELFARE SOCIETY	EVANSTON	\$93,479	08/21/2014
05-016-2140-17(01)	TOWNSHIP HSD 214	ARLINGTON HTS	\$68,898	08/21/2014
05-016-782P-00(00)	PUERTA ABIERTA PRESCHOOL	EVANSTON	\$110,352	08/11/2014
06-016-0810-02(00)	SCHILLER PARK SD 81	SCHILLER PARK	\$365,286	08/20/2014
06-016-0810-02(01)	SCHILLER PARK SD 81	SCHILLER PARK	\$130,092	08/18/2014
06-016-0830-02(00)	COOK CNTY BD EDUCATION 083	FRANKLIN PARK	\$239,096	08/27/2014
06-016-0870-02(00)	BERKELEY SD 87	BERKELEY	\$233,125	08/04/2014
06-016-0970-02(00)	OAK PARK SD 97	OAK PARK	\$331,056	08/16/2014
06-016-0980-02(00)	COUNTY OF COOK SCHOOL DIST 98	BERWYN	\$110,352	08/22/2014
06-016-1000-02(00)	BOARD OF EDUCATION SD 100	BERWYN	\$331,056	08/06/2014
06-016-1020-02(00)	COOK CO SCHOOL DIST 102	LA GRANGE PAR	\$55,226	08/26/2014
06-016-1030-02(01)	LYONS SD 103	LYONS	\$53,337	08/22/2014
06-016-2040-61(00)	LAGRANGE AREA DEPT SPEC ED-L	LA GRANGE	\$331,056	08/29/2014
06-016-228P-00(00)	CHILDRENS CTR CICERO-BER	CICERO	\$296,387	08/11/2014
06-016-5270-51(00)	MORTON COLLEGE DISTRICT 527	CICERO	\$165,528	08/06/2014
06-016-907P-00(00)	SUNNY DAYS LEARNING CENTER OF	STICKNEY	\$110,352	08/19/2014
07-016-1090-02(00)	INDIAN SPRINGS SD 109	JUSTICE	\$331,056	08/06/2014
07-016-1270-02(00)	WORTH SD 127	WORTH	\$110,352	08/04/2014
07-016-1330-02(00)	COOK COUNTY SCHOOL DISTRICT 133	RIVERDALE	\$214,217	08/04/2014
07-016-1430-02(00)	SCHOOL DISTRICT 143 COOK COUNTY	MIDLOTHIAN	\$387,843	08/22/2014
07-016-1435-02(00)	POSEN-ROBBINS ELEM SD 1435	POSEN	\$551,760	08/04/2014
07-016-1435-02(01)	POSEN-ROBBINS ELEM SD 1435	POSEN	\$70,625	08/12/2014
07-016-1440-02(00)	PRAIRIE-HILLS ELEM SD 144	MARKHAM	\$220,704	08/18/2014
07-016-1460-04(00)	COMMUNITY CONS SCH DIST 146	TINLEY PARK	\$386,232	08/18/2014
07-016-1490-02(00)	DOLTON CUSD 149	CALUMET CITY	\$577,452	08/28/2014
07-016-1500-02(00)	MCKINLEY SCHOOL	SOUTH HOLLAN	\$110,352	08/06/2014
07-016-1510-02(00)	COOK COUNTY SCHOOL DIST 151	SOUTH HOLLAN	\$275,858	08/04/2014
07-016-1520-02(00)	HARVEY SD 152	HARVEY	\$822,905	08/07/2014
07-016-1520-02(01)	HARVEY SD 152	HARVEY	\$214,319	08/14/2014
07-016-1545-02(00)	COOK COUNTY SCH 154 1-2 DIST	BURNHAM	\$93,866	08/12/2014
07-016-1670-02(00)	BROOKWOOD SD 167	GLENWOOD	\$220,704	08/23/2014
07-016-1680-04(00)	COOK COUNTY SCHOOL DIST 168	SAUK VILLAGE	\$331,056	08/12/2014
07-016-1680-04(01)	COOK COUNTY SCHOOL DIST 168	SAUK VILLAGE	\$201,079	08/14/2014
07-016-1690-02(00)	FORD HEIGHTS SD 169	FORD HEIGHTS	\$170,126	08/12/2014
07-016-344P-00(01)	AUNT MARTHAS YOUTH SERVICE CTR	OLYMPIA FIELDS	\$153,757	08/20/2014
07-016-710P-00(00)	TLC LEARNING CENTER & PRESCHOOL	BLUE ISLAND	\$95,638	08/15/2014

**ILLINOIS STATE BOARD OF EDUCATION
FUNDING AND DISBURSEMENT SERVICES DIVISION
100 NORTH FIRST STREET, SPRINGFIELD, IL 62777**

Approved Grants Less Than 1 Million

Thru Date:(08/01/2014-08/31/2014)

09-010-063P-00(01)	DEVELOPMENTAL SERVICES CENTE	CHAMPAIGN	\$164,592	08/20/2014
10-011-0010-26(00)	MORRISONVILLE CUSD 1	MORRISONVILLE	\$102,804	08/12/2014
10-011-0140-24(00)	SOUTH FORK SD 14	KINCAID	\$92,891	08/22/2014
10-068-0030-26(01)	HILLSBORO CUSD 3	HILLSBORO	\$47,098	08/18/2014
10-068-0220-26(00)	NOKOMIS CUSD 22	NOKOMIS	\$165,528	08/06/2014
11-023-0060-26(00)	COMMUNITY UNIT SCHOOL DIST NO 6	CHRISMAN	\$93,799	08/22/2014
11-023-0950-25(00)	SCHOOL DISTRICT NO 95	PARIS	\$139,664	08/18/2014
11-087-0040-26(00)	SHELBYVILLE CUSD 4	SHELBYVILLE	\$125,352	08/22/2014
12-000-0000-00(00)	REGIONAL OFFICE OF EDUCATION12	OLNEY	\$496,584	08/06/2014
12-013-0100-26(00)	CLAY CITY CUSD 10	CLAY CITY	\$76,364	08/22/2014
12-013-0250-26(00)	NORTH CLAY CUSD 25	LOUISVILLE	\$110,352	08/11/2014
12-013-0350-26(00)	FLORA CUSD 35	FLORA	\$348,556	08/26/2014
12-017-0010-26(01)	COUNTY OF CRAWFORD CUSD 1	HUTSONVILLE	\$46,256	08/12/2014
12-017-0020-26(00)	COMMUNITY UNIT SCHOOL DIST 2	ROBINSON	\$219,795	08/23/2014
12-017-0020-26(01)	COMMUNITY UNIT SCHOOL DIST 2	ROBINSON	\$51,057	08/25/2014
12-017-0030-26(00)	CRAWFORD COUNTY	PALESTINE	\$72,352	08/15/2014
12-017-006P-00(00)	KIDS KINGDOM PRESCHOOL INC	OBLONG	\$110,352	08/08/2014
12-040-0010-26(00)	JASPER COUNTY CUD 1	NEWTON	\$106,216	08/11/2014
12-051-0100-26(00)	RED HILL CUSD 10	BRIDGEPORT	\$220,704	08/22/2014
12-051-0200-26(00)	COMMUNITY UNIT SCHOOL DIST NO 20	LAWRENCEVILL	\$220,704	08/11/2014
13-014-0030-26(00)	WESCLIN CUSD 3	TRENTON	\$154,959	08/14/2014
13-014-0030-26(01)	WESCLIN CUSD 3	TRENTON	\$26,964	08/09/2014
13-014-0600-02(00)	GERMANTOWN SD 60	GERMANTOWN	\$45,190	08/25/2014
15-016-022P-00(01)	CHILDRENS HOME AND AID SOCI	CHICAGO	\$371,694	08/16/2014
15-016-780P-00(01)	ILLINOIS ACTION FOR CHILDREN		\$217,026	08/26/2014
16-019-4260-26(00)	HIAWATHA CUSD 426	KIRKLAND	\$110,062	08/22/2014
16-019-4280-26(01)	DEKALB CUSD 428	DE KALB	\$65,288	08/06/2014
16-019-4300-26(00)	SANDWICH CUSD 430	SANDWICH	\$220,704	08/15/2014
17-020-0150-26(00)	CLINTON CUSD 15	CLINTON	\$198,558	08/12/2014
17-020-0180-26(00)	BLUE RIDGE CUSD 18	FARMER CITY	\$199,540	08/11/2014
17-053-006J-26(00)	TRI- POINT CUSD 6-J	KEMPTON	\$99,300	08/21/2014
17-053-0080-26(00)	PRAIRIE CENTRAL CUSD 8	FAIRBURY	\$217,727	08/11/2014
17-053-2320-02(00)	DWIGHT COMMON SD 232	DWIGHT	\$165,528	08/05/2014
17-053-4350-04(00)	ODELL CCSD 435	ODELL	\$82,764	08/01/2014
17-053-4380-04(00)	SAUNEMIN CCSD 438	SAUNEMIN	\$42,605	08/15/2014
17-064-0020-26(00)	LEROY CUSD 2	LE ROY	\$110,352	08/20/2014
17-064-0020-26(01)	LEROY CUSD 2	LE ROY	\$31,540	08/20/2014
17-064-0160-26(00)	OLYMPIA CUSD 16	STANFORD	\$167,910	08/26/2014
17-064-0870-25(00)	BLOOMINGTON PUBLIC SCHOOLS	BLOOMINGTON	\$599,104	08/27/2014
19-022-0020-02(00)	BENSENVILLE ELEM SCH DIST 2	BENSENVILLE	\$222,538	08/05/2014
19-022-0160-02(00)	QUEEN BEE SD 16	GLENDALE HTS	\$109,043	08/07/2014
19-022-0250-02(00)	BENJAMIN SD 25	WEST CHICAGO	\$41,630	08/19/2014
19-022-0330-02(01)	WEST CHICAGO SD 33	WEST CHICAGO	\$567,846	08/09/2014
19-022-0410-02(01)	BOARD OF EDUCATION DISTRICT 41	GLEN ELLYN	\$31,266	08/01/2014
19-022-0440-02(00)	LOMBARD SD 44	LOMBARD	\$215,186	08/07/2014
19-022-0450-02(00)	VILLA PARK SD 45	VILLA PARK	\$227,841	08/13/2014
19-022-0630-02(00)	COUNTY OF DUPAGE	DARIEN	\$110,352	08/07/2014
19-022-0680-02(00)	WOODRIDGE SD 68	WOODRIDGE	\$220,704	08/14/2014
19-022-0930-04(00)	COMMUNITY CONS SCHOOL DIST 93	CAROL STREAM	\$55,176	08/26/2014

**ILLINOIS STATE BOARD OF EDUCATION
FUNDING AND DISBURSEMENT SERVICES DIVISION**
100 NORTH FIRST STREET, SPRINGFIELD, IL 62777

Approved Grants Less Than 1 Million

Thru Date:(08/01/2014-08/31/2014)

19-022-2010-26(00)	COMMUNITY UNIT SCHOOL DIST 201	WESTMONT	\$108,690	08/25/2014
19-022-2030-26(00)	COMMUNITY UNIT DISTRICT 203	NAPERVILLE	\$331,056	08/22/2014
19-022-2030-26(01)	COMMUNITY UNIT DISTRICT 203	NAPERVILLE	\$119,548	08/22/2014
19-022-2040-26(00)	INDIAN PRAIRIE 204	NAPERVILLE	\$220,704	08/06/2014
19-022-2050-26(00)	ELMHURST SD 205	ELMHURST	\$100,742	08/23/2014
20-024-0010-26(00)	EDWARDS COUNTY CUSD 1	ALBION	\$92,516	08/06/2014
20-030-0070-26(00)	GALLATIN CUSD 7	JUNCTION	\$185,318	08/06/2014
20-076-0010-26(00)	POPE CO CUD 1	GOLCONDA	\$179,021	08/13/2014
20-083-0020-26(00)	CARRIER MILLS-STONEFORT CUSD 2	CARRIER MILLS	\$87,136	08/28/2014
20-093-3480-26(01)	WABASH CUSD 348	MOUNT CARMEL	\$77,708	08/26/2014
20-096-2000-26(00)	NORTH WAYNE CUSD 200	CISNE	\$66,966	08/11/2014
20-097-0010-26(00)	GRAYVILLE CUSD 1	GRAYVILLE	\$102,337	08/05/2014
20-097-0050-26(00)	CARMI-WHITE COUNTY CUSD 5	CARMI	\$240,052	08/23/2014
21-100-019P-00(00)	LEWIS, CANDACE JO	MARION	\$104,873	08/05/2014
21-100-023P-00(00)	SMALL WORLD CDC INC	MARION	\$110,352	08/27/2014
21-100-8010-60(01)	WILLIAMSON COUNTY SP ED DIST	MARION	\$147,717	08/27/2014
22-029-0010-26(00)	ASTORIA CUSD 1	ASTORIA	\$62,528	08/07/2014
22-029-0020-26(00)	V I T UNIT SCHOOL DIST 2	TABLE GROVE	\$110,352	08/11/2014
22-029-0030-26(00)	FULTON COUNTY CUSD 3	CUBA	\$56,265	08/11/2014
22-029-0040-26(00)	SPOON RIVER VALLEY CUSD 4	LONDON MILLS	\$110,352	08/22/2014
22-029-0660-25(00)	CANTON UNION SD 66	CANTON	\$220,704	08/05/2014
22-029-0970-26(00)	LEWISTOWN SCHOOL DISTRICT 97	LEWISTOWN	\$110,352	08/21/2014
24-032-2010-04(00)	MINOOKA CCSD 201	MINOOKA	\$579,104	08/20/2014
24-047-0880-26(00)	PLANO CUSD 88	PLANO	\$301,389	08/22/2014
24-047-3080-26(00)	OSWEGO CUSD 308	OSWEGO	\$803,454	08/25/2014
25-033-0100-26(00)	HAMILTON CNTY CUSD 10	MCLEANSBORO	\$356,408	08/25/2014
25-033-0100-26(01)	HAMILTON CNTY CUSD 10	MCLEANSBORO	\$80,422	08/16/2014
26-000-0000-00(00)	REGIONAL OFFICE OF EDUCATION26	MACOMB	\$381,987	08/20/2014
26-062-1030-26(00)	WEST PRAIRIE CUSD 103	COLCHESTER	\$137,720	08/15/2014
28-006-1150-02(01)	PRINCETON ELEM SD 115	PRINCETON	\$96,060	08/06/2014
28-037-2270-26(00)	CAMBRIDGE CUSD 227	CAMBRIDGE	\$64,372	08/27/2014
28-037-2280-26(00)	GENESEO CUSD 228	GENESEO	\$141,035	08/27/2014
30-039-1400-04(00)	UNITY POINT CCSD 140	CARBONDALE	\$287,436	08/18/2014
30-039-1400-04(01)	UNITY POINT CCSD 140	CARBONDALE	\$93,799	08/09/2014
30-039-9000-41(01)	ARCHWAY INC	CARBONDALE	\$71,223	08/21/2014
31-045-005P-00(01)	KANE COUNTY	GENEVA	\$267,042	08/21/2014
31-045-0460-22(01)	SCHOOL DISTRICT U-46	ELGIN	\$301,533	08/21/2014
31-045-061P-00(01)	SMARTSTEPS	AURORA	\$168,618	08/21/2014
31-045-1290-22(01)	AURORA WEST SCHOOL DIST 129	AURORA	\$80,925	08/21/2014
31-045-1310-22(01)	SCHOOL DIST 131 KANE CO	AURORA	\$159,091	08/29/2014
31-045-3000-26(01)	COMMUNITY UNIT SCHOOL DIST 300	CARPENTERSVIL	\$78,981	08/21/2014
32-038-0040-26(00)	CENTRAL CUSD 4	CLIFTON	\$179,322	08/20/2014
32-038-1240-26()	MILFORD AREA PUBLIC SCHOOL	MILFORD	\$468,996	08/07/2014
32-046-1110-25(00)	KANKAKEE SD 111	KANKAKEE	\$880,250	08/08/2014
32-046-2590-04(00)	PEMBROKE CCSD 259	HOPKINS PARK	\$220,704	08/26/2014
34-049-031P-00(00)	ONE HOPE UNITED-NORTHERN REGION	LAKE VILLA	\$220,704	08/12/2014
34-049-0500-04(00)	WOODLAND CCSD 50	GURNEE	\$156,933	08/21/2014
34-049-0560-02(00)	GURNEE SD 56	GURNEE	\$124,200	08/28/2014
34-049-0760-02(00)	SCHOOL DIST 76	MUNDELEIN	\$165,287	08/13/2014

**ILLINOIS STATE BOARD OF EDUCATION
FUNDING AND DISBURSEMENT SERVICES DIVISION**
100 NORTH FIRST STREET, SPRINGFIELD, IL 62777

Approved Grants Less Than 1 Million

Thru Date:(08/01/2014-08/31/2014)

34-049-080P-00(00)	AMERICAN ASSOCIATION OF	WAUKEGAN	\$110,352	08/01/2014
34-049-1180-26(00)	WAUCONDA CUSD 118	WAUCONDA	\$167,446	08/21/2014
35-050-1250-02(01)	OGLESBY ESD 125	OGLESBY	\$40,427	08/05/2014
35-050-2890-04(00)	MENDOTA COMMUNITY CONS SD 289	MENDOTA	\$119,528	08/12/2014
35-050-2890-04(01)	MENDOTA COMMUNITY CONS SD 289	MENDOTA	\$57,038	08/22/2014
38-054-0270-02(00)	LINCOLN ESD 27	LINCOLN	\$130,923	08/25/2014
38-065-2020-26(00)	PORTA CUSD 202	PETERSBURG	\$271,843	08/21/2014
38-065-2130-26(00)	ATHENS CUSD 213	ATHENS	\$220,704	08/21/2014
39-000-0000-00(00)	REGIONAL OFFICE OF EDUCATION39	DECATUR	\$58,547	08/11/2014
39-000-0000-00(01)	REGIONAL OFFICE OF EDUCATION39	DECATUR	\$726,292	08/21/2014
39-055-0010-26(01)	ARGENTA-OREANA CUSD 1	ARGENTA	\$20,792	08/21/2014
39-055-0610-25(01)	DECATUR SD 61	DECATUR	\$259,004	08/21/2014
39-074-0570-26(00)	DELAND-WELDON CUSD 57	DE LAND	\$73,568	08/01/2014
40-031-0030-26(01)	NORTH GREENE USD 3	WHITE HALL	\$83,170	08/05/2014
40-056-0090-26(00)	SOUTHWESTERN CUSD 9	BRIGHTON	\$137,940	08/18/2014
41-057-0010-26(01)	ROXANA CUSD 1	ROXANA	\$41,570	08/06/2014
41-057-0020-26(01)	TRIAD CUSD 2	TROY	\$33,186	08/06/2014
41-057-0050-26(00)	HIGHLAND CUSD 5	HIGHLAND	\$171,295	08/29/2014
41-057-0090-26(00)	GRANITE CITY CUSD 9	GRANITE CITY	\$693,480	08/20/2014
41-057-0090-26(01)	GRANITE CITY CUSD 9	GRANITE CITY	\$87,984	08/07/2014
41-057-0110-26(00)	ALTON CUSD 11	ALTON	\$714,884	08/13/2014
41-057-0110-26(01)	ALTON CUSD 11	ALTON	\$176,640	08/16/2014
41-057-0150-03(00)	WOOD RIVER-HARTFORD ESD 15	WOOD RIVER	\$300,705	08/13/2014
41-057-0150-03(01)	WOOD RIVER-HARTFORD ESD 15	WOOD RIVER	\$41,382	08/22/2014
43-059-0070-26(00)	MIDLAND CUSD 7	VARNA	\$137,940	08/25/2014
43-078-5350-26(00)	POTNAM COUNTY CU SCHOOL DIST 535	GRANVILLE	\$220,704	08/13/2014
43-102-0110-26(00)	EL PASO-GRIDLEY CUSD 11	EL PASO	\$165,528	08/22/2014
43-102-0110-26(01)	EL PASO-GRIDLEY CUSD 11	EL PASO	\$27,588	08/28/2014
43-102-0690-61(01)	WOODFORD COUNTY SPEC EDUC AS	METAMORA	\$82,176	08/18/2014
44-063-0120-26(00)	JOHNSBURG CUSD 12	JOHNSBURG	\$213,807	08/22/2014
45-079-1390-26(01)	CHESTER CUSD 139	CHESTER	\$53,660	08/06/2014
46-005-0010-26(01)	BROWN COUNTY CUSD 1	MOUNT STERLI	\$69,565	08/15/2014
46-009-0150-26(01)	BEARDSTOWN CUSD 15	BEARDSTOWN	\$137,056	08/22/2014
46-069-0270-26(00)	TRIOPIA CUSD 27	CONCORD	\$87,339	08/22/2014
46-069-1170-22(01)	JACKSONVILLE SD 117	JACKSONVILLE	\$226,366	08/22/2014
47-000-0000-00(01)	REGIONAL OFFICE OF EDUCATION47	DIXON	\$29,664	08/18/2014
47-071-2230-26(00)	MERIDIAN CUSD 223	STILLMAN VALLE	\$110,352	08/28/2014
47-071-2310-04(00)	ROCHELLE CCD 231	ROCHELLE	\$180,242	08/25/2014
48-072-012P-00(00)	CRITTENTON CENTERS	PEORIA	\$110,352	08/16/2014
48-072-088P-00(00)	ROGYS GINGERBREAD HOUSE INC	PEORIA	\$459,800	08/07/2014
48-072-3250-26(01)	PEORIA HEIGHTS CUSD 325	PEORIA HEIGHT	\$128,744	08/06/2014
49-081-0340-02(00)	SILVIS SD 34	SILVIS	\$136,182	08/22/2014
49-081-2000-26(00)	SCHOOL DISTRICT 200 SHERRARD COM	SHERRARD	\$110,352	08/25/2014
50-082-022P-00(01)	LESSIE BATES DAVIS	EAST ST LOUIS	\$401,865	08/15/2014
50-082-0400-26(00)	MARISSA CUSD 40	MARISSA	\$157,426	08/22/2014
50-082-066P-00(00)	DISCOVERY SCHOOL	OFALLON	\$165,528	08/04/2014
50-082-104P-00(00)	THE EARLY YEARS INC	FAIRVIEW HTS	\$110,352	08/16/2014
50-082-1050-02(00)	PONTIAC-W HOLLIDAY SD 105	FAIRVIEW HGHT	\$220,704	08/26/2014
50-082-1180-02(00)	BELLEVILLE SD 118	BELLEVILLE	\$663,951	08/15/2014

**ILLINOIS STATE BOARD OF EDUCATION
FUNDING AND DISBURSEMENT SERVICES DIVISION
100 NORTH FIRST STREET, SPRINGFIELD, IL 62777**

Approved Grants Less Than 1 Million

Thru Date:(08/01/2014-08/31/2014)

50-082-1180-02(01)	BELLEVILLE SD 118	BELLEVILLE	\$75,035	08/18/2014
50-082-1750-02(01)	HARMONY EMGE SD 175	BELLEVILLE	\$51,484	08/25/2014
50-082-1810-02(00)	SIGNAL HILL SD 181	BELLEVILLE	\$110,352	08/11/2014
50-082-1880-22(00)	BROOKLYN UD 188	LOVEJOY	\$80,493	08/19/2014
51-084-0010-26(00)	TRI CITY CUSD 1	BUFFALO	\$159,845	08/04/2014
51-084-0100-26(00)	AUBURN CUSD 10	AUBURN	\$344,796	08/20/2014
51-084-0160-26(01)	COMMUNITY UNIT DISTRICT NO 16	NEW BERLIN	\$50,576	08/25/2014
51-084-069P-00(01)	CARE-O-SEL DAY CARE INC	VIRDEN	\$112,209	08/25/2014
53-090-1020-02(00)	SCHOOL DIST NO 102	MARQUETTE HE	\$197,435	08/04/2014
53-090-7010-26(01)	DEER CREEK-MACKINAW CUSD 701	MACKINAW	\$27,588	08/09/2014
54-092-1180-24(01)	DANVILLE CCSD 118	DANVILLE	\$76,685	08/27/2014
55-098-0020-26(00)	RIVER BEND CUSD 2	FULTON	\$110,352	08/11/2014
56-099-073P-00(00)	CHILD CARE RESOURCE & REFERRAL	JOLIET	\$220,704	08/08/2014
56-099-157C-04(00)	FRANKFORT CCSD 157C	FRANKFORT	\$101,156	08/11/2014
56-099-2020-22(00)	PLAINFIELD SD 202	PLAINFIELD	\$882,816	08/11/2014
56-099-2040-17(01)	JOLIET TWP HSD 204	JOLIET	\$56,518	08/22/2014
56-099-209U-26(00)	WILMINGTON CUSD 209U	WILMINGTON	\$110,352	08/15/2014
56-099-365U-26(00)	VALLEY VIEW CUSD 365U	ROMEOVILLE	\$267,493	08/12/2014
56-099-5270-51(00)	GOVERNORS STATE UNIVERSITY	UNIV PARK	\$321,795	08/08/2014
64-108-6750-51(01)	ABILITIES PLUS INC	KEWANEE	\$101,303	08/21/2014
65-108-5155-51(01)	EL VALOR CORPORATION	CHICAGO	\$407,565	08/27/2014
65-108-5185-51(01)	TRANSITIONS OF WESTERN IL INC	QUINCY	\$202,167	08/29/2014
65-108-5530-51(01)	BETHEL NEW LIFE	CHICAGO	\$272,597	08/29/2014
65-108-5600-51(01)	CHILDRENS HOME ASSOC OF ILL	PEORIA	\$285,021	08/15/2014
65-108-5910-51(01)	SAINT XAVIER UNIVERSITY		\$97,814	08/21/2014
65-108-8160-51(01)	ARC COMMUNITY SUPPORT SYSTEM	TEUTOPOLIS	\$145,917	08/28/2014
65-108-8230-51(01)	MACON RESOURCES INC	DECATUR	\$222,803	08/21/2014
65-108-8295-51(01)	BOYS & GIRLS CLUB OF GTR PEORIA	PEORIA	\$271,228	08/05/2014
65-108-8990-51(01)	EASTER SEALS JOLIET REGION INC	JOLIET	\$423,016	08/21/2014
65-108-8995-51(01)	MOULTRIE COUNTY BEACON INC	SULLIVAN	\$45,980	08/22/2014
65-108-9460-51(01)	ACADEMIC DEVELOPMENT INST		\$139,698	08/18/2014
65-108-9725-51(01)	CLAY COUNTY	FLORA	\$148,636	08/18/2014

\$47,337,063

Program: 2015 - 3730, ROE/ISC Operations

<u>RCDT</u>	<u>District Name</u>	<u>City</u>	<u>Budget Amt</u>	<u>Approval Date</u>
01-000-0000-00(00)	REGIONAL OFFICE OF EDUCATION01	QUINCY	\$60,288	08/22/2014
04-000-0000-00(00)	REGIONAL OFFICE OF EDUCATION04	LOVES PARK	\$116,300	08/01/2014
06-000-0000-00(00)	INTERMEDIATE SERVICE CENTER 2	HILLSIDE	\$162,979	08/22/2014
07-000-0000-00(00)	INTERMEDIATE SERVICE CENTER 4	CHICAGO HTS	\$222,834	08/22/2014
08-000-0000-00(00)	REGIONAL OFFICE OF EDUCATION08	FREEMONT	\$60,564	08/20/2014
12-000-0000-00(00)	REGIONAL OFFICE OF EDUCATION12	OLNEY	\$59,497	08/27/2014
16-000-0000-00(00)	REGIONAL OFFICE OF EDUCATION16	DEKALB	\$66,200	08/20/2014
17-000-0000-00(00)	REGIONAL OFFICE OF EDUCATION17	BLOOMINGTON	\$88,566	08/20/2014
26-000-0000-00(00)	REGIONAL OFFICE OF EDUCATION26	MACOMB	\$53,225	08/20/2014
31-000-0000-00(00)	REGIONAL OFFICE OF EDUCATION31	GENEVA	\$199,971	08/18/2014
32-000-0000-00(00)	REGIONAL OFFICE OF EDUCATION32	KANKAKEE	\$74,375	08/20/2014
34-000-0000-00(00)	REGIONAL OFFICE OF EDUCATION34	GRAYSLAKE	\$218,107	08/11/2014
35-000-0000-00(00)	REGIONAL OFFICE OF EDUCATION35	OTTAWA	\$66,060	08/01/2014

**ILLINOIS STATE BOARD OF EDUCATION
FUNDING AND DISBURSEMENT SERVICES DIVISION
100 NORTH FIRST STREET, SPRINGFIELD, IL 62777**

Approved Grants Less Than 1 Million

Thru Date:(08/01/2014-08/31/2014)

39-000-0000-00(00)	REGIONAL OFFICE OF EDUCATION39	DECATUR	\$69,653	08/04/2014
44-000-0000-00(00)	REGIONAL OFFICE OF EDUCATION44	WOODSTOCK	\$109,394	08/26/2014
45-000-0000-00(00)	REGIONAL OFFICE OF EDUCATION45	WATERLOO	\$56,684	08/04/2014
46-000-0000-00(00)	REGIONAL OFFICE OF EDUCATION46	JACKSONVILLE	\$56,157	08/20/2014
47-000-0000-00(00)	REGIONAL OFFICE OF EDUCATION47	DIXON	\$62,131	08/07/2014
49-000-0000-00(00)	REGIONAL OFFICE OF EDUCATION49	MOLINE	\$75,017	08/18/2014
50-000-0000-00(00)	REGIONAL OFFICE OF EDUCATION50	BELLEVILLE	\$97,628	08/05/2014
			\$1,975,630	

Program: 2015 - 3780, Technology for Success

<u>RCDT</u>	<u>District Name</u>	<u>City</u>	<u>Budget Amt</u>	<u>Approval Date</u>
12-000-0000-00(00)	REGIONAL OFFICE OF EDUCATION12	OLNEY	\$171,856	08/21/2014
15-016-2990-25(00)	CITY OF CHICAGO SD 299	CHICAGO	\$112,337	08/21/2014
31-000-0000-00(00)	REGIONAL OFFICE OF EDUCATION31	GENEVA	\$385,852	08/21/2014
48-000-0000-00(00)	REGIONAL OFFICE OF EDUCATION48	PEORIA	\$170,955	08/21/2014
			\$841,000	

Program: 2015 - 3961, Advanced Placement Classes-State Grant

<u>RCDT</u>	<u>District Name</u>	<u>City</u>	<u>Budget Amt</u>	<u>Approval Date</u>
04-101-2050-25(00)	SCHOOL DIST 205 BOARD OF	ROCKFORD	\$47,546	08/07/2014
56-099-2040-17(00)	JOLIET TWP HSD 204	JOLIET	\$43,995	08/13/2014
			\$91,541	

Program: 2015 - 4227, Nutrition Training Grants

<u>RCDT</u>	<u>District Name</u>	<u>City</u>	<u>Budget Amt</u>	<u>Approval Date</u>
06-016-603P-00(WG)	ABC CHILDRENS CENTER	NORTHLAKE	\$5,998	08/11/2014
			\$5,998	

Program: 2015 - 4300, Title I - Low Income

<u>RCDT</u>	<u>District Name</u>	<u>City</u>	<u>Budget Amt</u>	<u>Approval Date</u>
01-001-0030-26(00)	COMMUNITY UNIT SCHOOL DIST 3	CAMP POINT	\$191,939	08/05/2014
02-002-0010-22(00)	CAIRO SD 1	CAIRO	\$670,615	08/26/2014
02-002-0050-26(00)	EGYPTIAN CUSD 5	TAMMS	\$463,233	08/27/2014
02-044-0320-03(00)	NEW SIMPSON HILL C D 32	TUNNEL HILL	\$33,536	08/08/2014
02-044-0430-03(00)	BUNCOMBE CSD 43	BUNCOMBE	\$31,054	08/18/2014
02-044-0640-02(00)	CYPRESS SD 64	CYPRESS	\$30,488	08/13/2014
02-091-0430-04(00)	COUNTY OF UNION SCH DIST NO 43	JONESBORO	\$152,610	08/29/2014
03-003-0010-26(00)	MULBERRY GROVE CUSD 1	MULBERRY GRO	\$99,698	08/13/2014
03-025-0200-26(00)	BEECHER CITY CUSD 20	BEECHER CITY	\$69,045	08/12/2014
03-025-0400-26(00)	EFFINGHAM CUSD 40	EFFINGHAM	\$395,879	08/05/2014
03-025-0500-26(00)	COMMUNITY UNIT SCHOOL DIST 50	TEUTOPOLIS	\$121,676	08/01/2014
03-026-2040-26(00)	RAMSEY CUSD 204	RAMSEY	\$178,362	08/12/2014
04-101-1340-04(00)	SHIRLAND CCSD 134	SHIRLAND	\$26,521	08/21/2014
04-101-2070-16(00)	HONONEGAH CHSD 207	ROCKTON	\$96,571	08/21/2014
04-101-3200-26(00)	COUNTY OF WINNEBAGO SD 320	SOUTH BELOIT	\$387,113	08/11/2014
04-101-3230-26(00)	WINNEBAGO CUSD 323	WINNEBAGO	\$143,541	08/08/2014
05-016-0230-02(00)	PROSPECT HEIGHTS SD 23	PROSPECT HTS	\$120,001	08/22/2014
05-016-0570-02(00)	MOUNT PROSPECT PULIC SCHL	MOUNT PROSPE	\$111,473	08/05/2014
05-016-0670-02(00)	GOLF ELEM SD 67	MORTON GROVE	\$67,386	08/21/2014
05-016-0720-02(00)	FAIRVIEW SD 72	SKOKIE	\$88,255	08/26/2014

**ILLINOIS STATE BOARD OF EDUCATION
FUNDING AND DISBURSEMENT SERVICES DIVISION
100 NORTH FIRST STREET, SPRINGFIELD, IL 62777**

Approved Grants Less Than 1 Million

Thru Date:(08/01/2014-08/31/2014)

07-016-1080-02(00)	WILLOW SPRINGS SD 108	WILLOW SPRIN	\$95,967	08/22/2014
07-016-1090-02(00)	INDIAN SPRINGS SD 109	JUSTICE	\$971,342	08/06/2014
07-016-1100-02(00)	CENTRAL STICKNEY SD 110	CHICAGO	\$81,738	08/06/2014
07-016-1230-02(00)	OAK LAWN-HOMETOWN S D 123	OAK LAWN	\$630,164	08/06/2014
07-016-1275-02(00)	CHICAGO RIDGE SD 1275	CHICAGO RIDGE	\$571,210	08/11/2014
07-016-1300-02(00)	COOK COUNTY SD 130	BLUE ISLAND	\$955,896	08/06/2014
07-016-1435-02(00)	POSEN-ROBBINS ELEM SD 1435	POSEN	\$698,110	08/22/2014
07-016-1450-02(00)	ARBOR PARK SD 145	OAK FOREST	\$256,317	08/12/2014
07-016-1460-04(00)	COMMUNITY CONS SCH DIST 146	TINLEY PARK	\$405,199	08/20/2014
07-016-1500-02(00)	MCKINLEY SCHOOL	SOUTH HOLLAN	\$215,664	08/20/2014
07-016-1525-02(00)	HAZEL CREST SD 152-5	HAZEL CREST	\$534,100	08/19/2014
07-016-1545-02(00)	COOK COUNTY SCH 154 1-2 DIST	BURNHAM	\$75,152	08/22/2014
07-016-1550-02(00)	CALUMET CITY SD 155	CALUMET CITY	\$543,472	08/18/2014
07-016-1560-02(00)	COOK COUNTY SD 156	CALUMET CITY	\$396,120	08/27/2014
07-016-1600-02(00)	COUNTRY CLUB HILLS SD 160	COUNTRY CLUB H	\$370,331	08/19/2014
07-016-1940-02(00)	STEGER SD194	STEGER	\$368,140	08/19/2014
07-016-2100-17(00)	LEMONT TWP HSD 210	LEMONT	\$87,872	08/19/2014
07-016-2170-16(00)	ARGO CHSD 217	SUMMIT	\$518,879	08/19/2014
07-016-2290-16(00)	OAK LAWN CHSD 229	OAK LAWN	\$319,846	08/27/2014
08-008-3080-26(00)	EASTLAND CUSD 308	LANARK	\$93,636	08/26/2014
08-043-2050-26(00)	WARREN CUSD 205	WARREN	\$54,897	08/05/2014
08-043-2110-26(00)	SCALES MOUND CUSD 211	SCALES MOUND	\$23,599	08/06/2014
08-089-2020-26(00)	LENA WINSLOW CUSD 202	LENA	\$88,770	08/29/2014
09-010-0030-26(00)	COMMUNITY UNIT SCHOOL DIST 3	MAHOMET	\$221,229	08/26/2014
09-010-0070-26(00)	COMMUNITY UNIT SCH DIST 7	TOLONO	\$225,469	08/12/2014
09-010-0080-26(00)	HERITAGE CUSD 8	HOMER	\$80,647	08/22/2014
09-010-1420-04(00)	LUDLOW CCSD 142	LUDLOW	\$68,097	08/26/2014
09-010-1970-04(00)	PRAIRIEVIEW-OGDEN CCSD 197	ROYAL	\$55,599	08/13/2014
10-011-0030-26(00)	COUNTY OF CHRISTIAN TAYLORVILLE	TAYLORVILLE	\$439,333	08/06/2014
10-011-0080-26(00)	PANA SD 8	PANA	\$473,402	08/04/2014
10-011-0140-24(00)	SOUTH FORK SD 14	KINCAID	\$76,804	08/19/2014
10-068-0220-26(00)	NOKOMIS CUSD 22	NOKOMIS	\$135,203	08/13/2014
11-012-002C-26(00)	MARSHALL CUSD 2C	MARSHALL	\$181,241	08/11/2014
11-012-004C-26(00)	CASEY-WESTFIELD CUSD 4C	CASEY	\$209,032	08/18/2014
11-015-0050-26(00)	COUNTY OF COLE	OAKLAND	\$114,858	08/18/2014
11-021-3060-26(00)	ARCOLA CUSD 306	ARCOLA	\$132,811	08/13/2014
11-023-0030-26(00)	COMMUNITY UNIT DISTRICT 3	KANSAS	\$73,888	08/04/2014
11-070-3020-26(00)	OKAW VALLEY CUSD 302	BETHANY	\$77,211	08/18/2014
11-087-003A-26(00)	COWDEN-HERRICK CUSD 3A	COWDEN	\$70,262	08/08/2014
11-087-0210-26(00)	CENTRAL A AND M COMMUNITY UNIT	ASSUMPTION	\$112,951	08/11/2014
12-013-0250-26(00)	NORTH CLAY CUSD 25	LOUISVILLE	\$137,146	08/01/2014
13-014-1415-02(00)	ST ROSE SD 14-15	ST ROSE	\$29,926	08/27/2014
13-058-6000-16(00)	SALEM CHSD 600	SALEM	\$184,348	08/12/2014
13-095-0110-04(00)	IRVINGTON CCSD 11	IRVINGTON	\$9,125	08/06/2014
13-095-0150-04(00)	ASHLEY CCSD 15	ASHLEY	\$46,526	08/12/2014
13-095-0290-03(00)	HOYLETON CSD 29	HOYLETON	\$9,716	08/12/2014
13-095-0490-04(00)	NASHVILLE CCSD 49	NASHVILLE	\$55,387	08/12/2014
15-016-9000-90(00)	HORIZON SCIENCE ACAD-MCKINLEY PK	CHICAGO	\$246,476	08/20/2014
15-016-9010-90(00)	HORIZON SCIENCE ACAD-BELMONT	CHICAGO	\$166,890	08/05/2014

**ILLINOIS STATE BOARD OF EDUCATION
FUNDING AND DISBURSEMENT SERVICES DIVISION
100 NORTH FIRST STREET, SPRINGFIELD, IL 62777**

Approved Grants Less Than 1 Million

Thru Date:(08/01/2014-08/31/2014)

17-020-0180-26(00)	BLUE RIDGE CUSD 18	FARMER CITY	\$107,387	08/08/2014
17-053-0050-26(00)	WOODLAND CUSD 5	STREATOR	\$90,513	08/20/2014
17-053-4260-04(00)	CORNELL CCSD 426	CORNELL	\$17,149	08/12/2014
17-064-0030-26(00)	TRI VALLEY CUSD 3	DOWNS	\$56,206	08/25/2014
19-022-0160-02(00)	QUEEN BEE SD 16	GLENDALE HTS	\$240,489	08/06/2014
19-022-0250-02(00)	BENJAMIN SD 25	WEST CHICAGO	\$33,245	08/12/2014
19-022-0480-02(00)	SALT CREEK SD 48	VILLA PARK	\$48,666	08/08/2014
19-022-0530-02(00)	BUTLER SD 53	OAK BROOK	\$20,863	08/01/2014
19-022-0610-02(00)	DARIEN SD 61	DARIEN	\$137,107	08/21/2014
19-022-1800-04(00)	COMM CONS SCH DIST 180	BURR RIDGE	\$167,944	08/25/2014
19-022-1810-04(00)	COMM CONS SCH DIST 181	BURR RIDGE	\$113,475	08/29/2014
19-022-2000-26(00)	COMMUNITY UNIT SCHOOL DIST 200	WHEATON	\$869,935	08/21/2014
20-096-0140-04(00)	COUNTY OF WAYNE	GEFF	\$12,178	08/05/2014
20-096-0170-04(00)	COMMUNITY CONSOLIDATED SD 17	FAIRFIELD	\$49,169	08/04/2014
20-096-1120-04(00)	FAIRFIELD PSD 112	FAIRFIELD	\$171,758	08/18/2014
20-097-0010-26(00)	GRAYVILLE CUSD 1	GRAYVILLE	\$85,052	08/18/2014
20-097-0030-26(00)	NORRIS CITY-OMAHA-ENFIELD CU 3	NORRIS CITY	\$207,608	08/11/2014
21-028-1680-26(00)	FRANKFORT COMMUNITY UNIT 168	WEST FRANKFOR	\$587,150	08/11/2014
21-100-0040-26(00)	HERRIN CUSD 4	HERRIN	\$707,000	08/18/2014
22-029-0010-26(00)	ASTORIA CUSD 1	ASTORIA	\$53,298	08/26/2014
22-029-0660-25(00)	CANTON UNION SD 66	CANTON	\$520,241	08/13/2014
24-032-072C-04(00)	GARDNER CCSD 72C	GARDNER	\$18,879	08/18/2014
24-047-3080-26(00)	OSWEGO CUSD 308	OSWEGO	\$720,612	08/05/2014
26-034-3370-26(00)	SOUTHEASTERN CUSD 337	AUGUSTA	\$286,651	08/08/2014
26-062-1700-26(00)	BUSHNELL PRAIRIE CITY CUSD 170	BUSHNELL	\$164,616	08/11/2014
27-066-4040-26(00)	MERCER COUNTY SD 404	ALEDO	\$207,834	08/26/2014
27-094-2380-26(00)	MONMOUTH-ROSEVILLE CUSD 238	MONMOUTH	\$350,776	08/08/2014
28-006-0840-04(00)	MALDEN CCSD 84	MALDEN	\$6,673	08/21/2014
28-037-2250-26(00)	ALWOOD CUSD 225	WOODHULL	\$29,497	08/20/2014
28-037-2270-26(00)	CAMBRIDGE CUSD 227	CAMBRIDGE	\$53,195	08/13/2014
28-088-1000-26(00)	STARK COUNTY CUSD 100	WYOMING	\$82,833	08/12/2014
30-039-1300-04(00)	GIANT CITY CCSD 130	CARBONDALE	\$50,524	08/11/2014
30-039-1400-04(00)	UNITY POINT CCSD 140	CARBONDALE	\$294,420	08/26/2014
30-039-1960-26(00)	ELVERADO CUSD 196	ELKVILLE	\$178,544	08/11/2014
31-045-1010-22(00)	BATAVIA USD 101	BATAVIA	\$343,961	08/19/2014
31-045-3020-26(00)	KANELAND CUSD 302	MAPLE PARK	\$221,879	08/19/2014
32-038-0030-26(00)	COMMUNITY U S D 3	DONOVAN	\$73,544	08/25/2014
32-038-0040-26(00)	CENTRAL CUSD 4	CLIFTON	\$118,629	08/06/2014
32-046-0020-26(00)	HERSCHER CUSD 2	HERSCHER	\$164,966	08/20/2014
32-046-0050-26(00)	COUNTY OF KANKAKEE 5 MANTENO	MANTENO	\$172,873	08/26/2014
32-046-0530-02(00)	BOURBONNAIS ESD 53	BOURBONNAIS	\$413,242	08/20/2014
32-046-3020-16(00)	ST ANNE CHSD 302	SAINT ANNE	\$91,290	08/01/2014
33-048-2080-26(00)	R O W V A CUSD 208	ONEIDA	\$66,117	08/13/2014
34-049-0060-02(00)	ZION ESD 6	ZION	\$839,549	08/04/2014
34-049-0360-02(00)	GRASS LAKE SD 36	ANTIOCH	\$26,032	08/21/2014
34-049-1130-17(00)	TOWNSHIP HIGH SCHOOL DIST 113	HIGHLAND PARK	\$197,910	08/04/2014
34-049-1210-17(00)	WARREN THSD 121	GURNEE	\$318,558	08/29/2014
35-050-0010-26(00)	LELAND CUSD 1	LELAND	\$22,833	08/18/2014
35-050-0400-17(00)	STREATOR TWP HSD 40	STREATOR	\$191,705	08/04/2014

**ILLINOIS STATE BOARD OF EDUCATION
FUNDING AND DISBURSEMENT SERVICES DIVISION
100 NORTH FIRST STREET, SPRINGFIELD, IL 62777**

Approved Grants Less Than 1 Million

Thru Date:(08/01/2014-08/31/2014)

35-050-0440-02(00)	STREATOR ELEMENTARY SD 44	STREATOR	\$469,528	08/27/2014
35-050-0650-04(00)	ALLEN TWSP COMM CONS DIST 65	RANSOM	\$18,371	08/18/2014
35-050-0950-04(00)	SCHOOL DIST 95 LASALLE COUNTY	GRAND RIDGE	\$42,281	08/29/2014
35-050-1200-17(00)	LASALLE-PERU TOWNSHIP HIGH	LA SALLE	\$184,537	08/22/2014
35-050-1410-02(00)	OTTAWA ESD 141	OTTAWA	\$455,501	08/18/2014
35-050-1500-02(00)	MARSEILLES ESD 150	MARSEILLES	\$90,396	08/04/2014
35-050-1700-04(00)	SENECA CCSD 170	SENECA	\$35,268	08/27/2014
35-050-4250-26(00)	LOSTANT CUSD 425	LOSTANT	\$14,439	08/27/2014
38-054-4040-16(00)	LINCOLN CHSD 404	LINCOLN	\$144,185	08/19/2014
38-060-1260-26(00)	HAVANA CUSD 126	HAVANA	\$210,218	08/18/2014
39-055-0010-26(00)	ARGENTA-OREANA CUSD 1	ARGENTA	\$67,733	08/11/2014
39-055-0020-26(00)	MAROA FORSYTH CUSD 2	MAROA	\$143,685	08/26/2014
39-055-0150-26(00)	MERIDIAN CUSD 15	BLUE MOUND	\$113,249	08/18/2014
40-056-0010-26(00)	COUNTY OF MACOUPIN CUSD 1	CARLINVILLE	\$230,643	08/12/2014
40-056-0050-26(00)	MT OLIVE CUSD 5	MOUNT OLIVE	\$74,499	08/04/2014
40-056-0090-26(00)	SOUTHWESTERN CUSD 9	BRIGHTON	\$218,430	08/01/2014
41-057-0010-26(00)	ROXANA CUSD 1	ROXANA	\$396,334	08/11/2014
41-057-0130-02(00)	EAST ALTON SD 13	EAST ALTON	\$426,030	08/12/2014
41-057-0140-16(00)	EAST ALTON-WOOD RIVER CHSD 14	WOOD RIVER	\$161,089	08/12/2014
44-063-0020-03(00)	NIPPERSINK SCH DIST 2	RICHMOND	\$68,659	08/06/2014
44-063-0030-03(00)	FOX RIVER GROVE CSD 3	FOX RIVER GROV	\$47,856	08/25/2014
44-063-1560-16(00)	MCHENRY CHSD 156	MC HENRY	\$184,297	08/20/2014
44-063-1650-03(00)	MARENGO-UNION ECSD 165	MARENGO	\$124,858	08/08/2014
45-067-0040-26(00)	COLUMBIA CUSD 4	COLUMBIA	\$47,392	08/29/2014
46-009-0640-26(00)	VIRGINIA CUSD 64	VIRGINIA	\$61,355	08/19/2014
46-069-0010-26(00)	FRANKLIN CUSD 1	ALEXANDER	\$37,566	08/01/2014
46-069-0110-26(00)	MEREDOSIA-CHAMBERSBURG CUSD 11	MEREDOSIA	\$65,248	08/26/2014
47-071-2220-26(00)	POLO CUSD 222	POLO	\$126,264	08/06/2014
48-072-3270-26(00)	ILLINI BLUFFS CUSD 327	GLASFORD	\$155,443	08/22/2014
49-081-0290-02(00)	HAMPTON SD 29	HAMPTON	\$29,178	08/29/2014
49-081-0300-17(00)	UNITED THSD 30	EAST MOLINE	\$379,665	08/06/2014
49-081-0340-02(00)	SILVIS SD 34	SILVIS	\$167,135	08/21/2014
49-081-0360-02(00)	CARBON CLIFF-BARSTOW SD 36	SILVIS	\$130,029	08/11/2014
50-082-0600-26(00)	NEW ATHENS CUSD 60	NEW ATHENS	\$142,494	08/12/2014
50-082-0900-04(00)	OFALLON COMM CONS 90	OFALLON	\$287,327	08/11/2014
50-082-1050-02(00)	PONTIAC-W HOLLIDAY SD 105	FAIRVIEW HGHT	\$110,048	08/04/2014
50-082-1160-02(00)	HIGH MOUNT SD 116	SWANSEA	\$183,851	08/27/2014
50-082-1190-02(00)	BELLE VALLEY SD 119	BELLEVILLE	\$235,945	08/27/2014
50-082-1880-22(00)	BROOKLYN UD 188	LOVEJOY	\$129,736	08/04/2014
50-082-1960-26(00)	DUPO CUSD 196	DUPO	\$273,730	08/12/2014
51-084-0050-26(00)	BALL CHATHAM CUSD 5	CHATHAM	\$286,136	08/04/2014
53-090-0850-02(00)	SCHOOL DISTRICT NO 85	EAST PEORIA	\$16,114	08/27/2014
53-090-7090-26(00)	MORTON CUSD 709	MORTON	\$187,410	08/26/2014
54-092-0020-26(00)	WESTVILLE CUSD 2	WESTVILLE	\$396,388	08/04/2014
54-092-0100-26(00)	POTOMAC CUSD 10	POTOMAC	\$50,080	08/13/2014
54-092-0110-26(00)	HOOPESTON AREA CUSD 11	HOOPESTON	\$473,414	08/21/2014
54-092-0120-26(00)	JAMAICA CUSD 12	SIDELL	\$57,844	08/22/2014
54-092-0760-26(00)	OAKWOOD CUSD 76	OAKWOOD	\$147,646	08/26/2014
55-098-0010-26(00)	ERIE CUSD 1	ERIE	\$51,265	08/13/2014

**ILLINOIS STATE BOARD OF EDUCATION
FUNDING AND DISBURSEMENT SERVICES DIVISION
100 NORTH FIRST STREET, SPRINGFIELD, IL 62777**

Approved Grants Less Than 1 Million

Thru Date:(08/01/2014-08/31/2014)

55-098-1450-04(00)	MONTMORENCY CCSD 145	ROCK FALLS	\$32,767	08/11/2014
56-099-070C-04(00)	LARAWAY CCSD 70C	JOLIET	\$145,728	08/26/2014
56-099-0840-02(00)	ROCKDALE SD 84	ROCKDALE	\$82,797	08/22/2014
56-099-0890-02(00)	FAIRMONT SD 89	LOCKPORT	\$162,077	08/19/2014
56-099-0910-02(00)	LOCKPORT SD 91	LOCKPORT	\$55,017	08/04/2014
56-099-2050-17(00)	LOCKPORT TWP HSD 205	LOCKPORT	\$253,142	08/26/2014
56-099-209U-26(00)	WILMINGTON CUSD 209U	WILMINGTON	\$140,578	08/05/2014
56-099-255U-26(00)	REED CUSTER CUSD 255U	BRAIDWOOD	\$249,158	08/01/2014
			\$34,745,622	

Program: 2015 - 4305, Title I - Low Income - Neglected Priv.

<u>RCDT</u>	<u>District Name</u>	<u>City</u>	<u>Budget Amt</u>	<u>Approval Date</u>
01-001-1720-22(00)	QUINCY SD 172	QUINCY	\$53,429	08/01/2014
06-016-0970-02(00)	OAK PARK SD 97	OAK PARK	\$23,570	08/01/2014
09-010-1160-22(00)	URBANA SD 116	URBANA	\$69,655	08/01/2014
15-016-2990-25(00)	CITY OF CHICAGO SD 299	CHICAGO	\$572,855	08/01/2014
20-097-0050-26(00)	CARMI-WHITE COUNTY CUSD 5	CARMI	\$36,721	08/01/2014
25-041-0800-02(00)	MT VERNON CITY SCHOOL 80	MOUNT VERNON	\$16,271	08/26/2014
34-049-1170-16(00)	ANTIOCH C H S D 117	ANTIOCH	\$104,228	08/04/2014
39-055-0610-25(00)	DECATUR SD 61	DECATUR	\$54,604	08/01/2014
48-072-1500-25(00)	BOARD OF EDUCATION CITY OF	PEORIA	\$41,735	08/04/2014
			\$973,068	

Program: 2015 - 4306, Title I - Low Income - Delinquent Priv

<u>RCDT</u>	<u>District Name</u>	<u>City</u>	<u>Budget Amt</u>	<u>Approval Date</u>
47-071-2120-17(00)	ROCHELLE TWP HSD 212	ROCHELLE	\$27,158	08/07/2014
			\$27,158	

Program: 2015 - 4340, Title I - Migrant Education

<u>RCDT</u>	<u>District Name</u>	<u>City</u>	<u>Budget Amt</u>	<u>Approval Date</u>
15-016-5050-51(00)	ILLINOIS MIGRANT COUNCIL	CHICAGO	\$183,235	08/25/2014
32-046-1110-25(00)	KANKAKEE SD 111	KANKAKEE	\$20,115	08/25/2014
47-000-0000-00(00)	REGIONAL OFFICE OF EDUCATION47	DIXON	\$25,468	08/25/2014
48-072-3260-26(00)	PRINCEVILLE CUSD 326	PRINCEVILLE	\$44,174	08/26/2014
			\$272,992	

Program: 2015 - 4421, Title IV - 21st Century Comm Learning Centers

<u>RCDT</u>	<u>District Name</u>	<u>City</u>	<u>Budget Amt</u>	<u>Approval Date</u>
07-016-718P-00(13)	HAROLD COLBERT JONES MEMORIAL	CHICAGO HEIGH	\$230,186	08/21/2014
15-016-191P-00(13)	METROPOLITAN FAMILY SERVICES	CHICAGO	\$424,067	08/29/2014
15-016-236N-00(13)	QUAD COMMUNITIES DEVELOPMENT	CHICAGO	\$150,000	08/05/2014
15-016-573P-00(31)	BOYS AND GIRLS CLUBS OF CHICAGO	CHICAGO	\$300,000	08/29/2014
21-028-1030-13(13)	BENTON CHSD 103	BENTON	\$98,475	08/21/2014
31-045-1310-22(13)	SCHOOL DIST 131 KANE CO	AURORA	\$450,000	08/27/2014
34-049-020P-00(13)	NICASA NFP	ROUND LAKE	\$136,840	08/21/2014
39-055-0610-25(13)	DECATUR SD 61	DECATUR	\$310,725	08/05/2014
47-071-2310-04(13)	ROCHELLE CCD 231	ROCHELLE	\$435,669	08/27/2014
51-084-063P-00(13)	SPRINGFIELD URBAN LEAGUE	SPRINGFIELD	\$272,218	08/22/2014
65-108-1655-51(13)	AMERICA SCORES CHICAGO	CHICAGO	\$450,000	08/22/2014
65-108-5520-51(13)	FAMILY FOCUS	CHICAGO	\$300,000	08/21/2014

**ILLINOIS STATE BOARD OF EDUCATION
FUNDING AND DISBURSEMENT SERVICES DIVISION
100 NORTH FIRST STREET, SPRINGFIELD, IL 62777**

Approved Grants Less Than 1 Million

Thru Date:(08/01/2014-08/31/2014)

65-108-5520-51(31)	FAMILY FOCUS	CHICAGO	\$213,000	08/21/2014
65-108-9825-51(13)	CENTRAL STATES SER	CHICAGO	\$300,000	08/22/2014
			\$4,071,180	

Program: 2015 - 4600, Fed. - Sp. Ed. - Pre-School Flow Through

<u>RCDT</u>	<u>District Name</u>	<u>City</u>	<u>Budget Amt</u>	<u>Approval Date</u>
01-001-1720-61(00)	SPEC EDUC ASSOC OF ADAMS COU	QUINCY	\$117,988	08/07/2014
02-061-0010-26(00)	MASSAC COUNTY UNIT SCHOOL DIST 1	METROPOLIS	\$32,519	08/07/2014
02-077-8010-60(00)	JAMP SPECIAL EDUCATION SERVICES	GRAND CHAIN	\$60,176	08/18/2014
04-004-1000-26(00)	BELVIDERE CUSD 100	BELVIDERE	\$38,322	08/07/2014
04-004-2000-26(00)	NORTH BOONE CUD 200	POPLAR GROVE	\$9,711	08/07/2014
04-101-1400-61(00)	WINNEBAGO COUNTY SPEC EDUC C	ROCKTON	\$86,428	08/07/2014
04-101-2050-25(00)	SCHOOL DIST 205 BOARD OF	ROCKFORD	\$283,560	08/07/2014
05-016-0150-04(00)	COMM CONS SCHOOL DISTRICT NO 15	PALATINE	\$103,310	08/07/2014
05-016-0390-61(00)	WILMETTE COMM SPEC ED AGREEMENT	WILMETTE	\$36,902	08/07/2014
05-016-0620-04(00)	COMMUNITY CONS SCH DIST 62	DES PLAINES	\$36,416	08/07/2014
05-016-0630-02(00)	EAST MAINE SD 63	DES PLAINES	\$29,618	08/07/2014
05-016-0640-04(00)	SCHOOL DIST 64 CONSOLIDATED	PARK RIDGE	\$17,480	08/07/2014
05-016-0650-04(00)	EVANSTON C C SCHOOL DIST 65	EVANSTON	\$61,665	08/07/2014
05-016-8050-60(00)	NSSEO	MT PROSPECT	\$188,878	08/07/2014
06-016-0830-61(00)	LEYDEN AREA SPEC EDUC COOP	FRANKLIN PARK	\$47,454	08/13/2014
06-016-0900-02(00)	RIVER FOREST SD 90	RIVER FOREST	\$16,023	08/07/2014
06-016-0910-02(00)	FOREST PARK SD 91	FOREST PARK	\$19,907	08/07/2014
06-016-0970-02(00)	OAK PARK SD 97	OAK PARK	\$50,011	08/07/2014
06-016-0980-02(00)	COUNTY OF COOK SCHOOL DIST 98	BERWYN	\$27,676	08/07/2014
06-016-0990-02(00)	COUNTY OF COOK SD 99	CICERO	\$72,832	08/07/2014
06-016-1000-02(00)	BOARD OF EDUCATION SD 100	BERWYN	\$39,329	08/07/2014
06-016-2040-61(00)	LAGRANGE AREA DEPT SPEC ED-L	LA GRANGE	\$156,794	08/27/2014
06-016-8030-60(00)	PROVISO AREA EXCEPTIONAL CHI	MAYWOOD	\$98,081	08/07/2014
07-016-1275-61(00)	EISENHOWER COOPERATIVE	CRESTWOOD	\$116,046	08/07/2014
07-016-1400-02(00)	KIRBY SD 140	TINLEY PARK	\$61,179	08/07/2014
08-089-1450-61(00)	NORTHWEST SP ED COOPERATIVE	FREEMONT	\$127,212	08/26/2014
09-010-0030-26(00)	COMMUNITY UNIT SCHOOL DIST 3	MAHOMET	\$12,624	08/07/2014
09-010-0040-26(00)	CHAMPAIGN CUSD 4	CHAMPAIGN	\$87,884	08/07/2014
09-010-1160-22(00)	URBANA SD 116	URBANA	\$65,051	08/07/2014
09-010-8010-60(00)	RURAL CHAMPAIGN CTY SP ED COOP	RANTOUL	\$55,352	08/07/2014
09-027-0050-61(00)	FORD SPECIAL EDUCATION COOP	GIBSON CITY	\$12,000	08/07/2014
12-017-8010-60(00)	SOUTH EASTERN SPEC EDUC PROG	SAINTE MARIE	\$143,372	08/19/2014
16-019-4240-26(00)	GENOA KINGSTON CUSD 424	GENOA	\$9,711	08/07/2014
16-019-4250-26(00)	COMMUNITY UNIT DIST 425	SHABBONA	\$2,428	08/07/2014
16-019-4260-26(00)	HIAWATHA CUSD 426	KIRKLAND	\$2,794	08/26/2014
16-019-4280-26(00)	DEKALB CUSD 428	DE KALB	\$16,994	08/07/2014
16-019-4290-26(00)	HINCKLEY BIG ROCK CUSD 429	HINCKLEY	\$3,884	08/07/2014
16-019-4300-26(00)	SANDWICH CUSD 430	SANDWICH	\$8,740	08/07/2014
16-019-4320-26(00)	SOMONAUK CUSD 432	SOMONAUK	\$2,428	08/07/2014
17-053-0000-61(00)	LIVINGSTON CO SPEC SERVICES	PONTIAC	\$58,751	08/07/2014
17-064-0050-26(00)	MCLEAN COUNTY UD 5	NORMAL	\$55,326	08/07/2014
17-064-0070-61(00)	TRI-COUNTY SPEC EDUC ASSOC	BLOOMINGTON	\$161,201	08/07/2014
17-064-0870-25(00)	BLOOMINGTON PUBLIC SCHOOLS	BLOOMINGTON	\$41,162	08/07/2014

**ILLINOIS STATE BOARD OF EDUCATION
FUNDING AND DISBURSEMENT SERVICES DIVISION
100 NORTH FIRST STREET, SPRINGFIELD, IL 62777**

Approved Grants Less Than 1 Million

Thru Date:(08/01/2014-08/31/2014)

19-022-0660-61(00)	SCH ASSOC SPEC ED DUPAGE SA	NAPERVILLE	\$258,461	08/07/2014
19-022-1810-04(00)	COMM CONS SCH DIST 181	BURR RIDGE	\$20,879	08/07/2014
19-022-2000-26(00)	COMMUNITY UNIT SCHOOL DIST 200	WHEATON	\$66,506	08/07/2014
19-022-2040-26(00)	INDIAN PRAIRIE 204	NAPERVILLE	\$123,283	08/07/2014
19-022-8020-60(00)	NORTH DUPAGE SP ED COOPERATIVE	ROSELLE	\$93,225	08/07/2014
20-097-8010-60(00)	WABASH AND OHIO VALLEY SP ED DST	NORRIS CITY	\$135,953	08/07/2014
21-028-1680-26(00)	FRANKFORT COMMUNITY UNIT 168	WEST FRANKFOR	\$21,850	08/07/2014
21-100-8010-60(00)	WILLIAMSON COUNTY SP ED DIST	MARION	\$66,586	08/18/2014
24-032-1010-61(00)	GRUNDY COUNTY SPEC EDUC COOP	MORRIS	\$60,694	08/07/2014
24-047-0000-61(00)	KENDALL CO SPEC EDUC COOP	YORKVILLE	\$45,642	08/07/2014
25-041-8010-60(00)	FRANKLIN-JEFFERSON CO SPEC ED	BENTON	\$116,503	08/07/2014
26-062-0000-61(00)	WEST CENTRAL ILL SPEC EDUC C	MACOMB	\$135,528	08/07/2014
31-045-0460-22(00)	SCHOOL DISTRICT U-46	ELGIN	\$166,820	08/25/2014
31-045-1290-22(00)	AURORA WEST SCHOOL DIST 129	AURORA	\$55,352	08/20/2014
31-045-3000-26(00)	COMMUNITY UNIT SCHOOL DIST 300	CARPENTERSVIL	\$94,682	08/07/2014
31-045-3030-61(00)	MID-VALLEY SPECIAL ED COOP	SAINT CHARLES	\$123,329	08/07/2014
32-038-8010-60(00)	IROQUOIS SPECIAL EDUC ASSN	CRESCENT CITY	\$20,172	08/15/2014
32-046-0050-26(00)	COUNTY OF KANKAKEE 5 MANTENO	MANTENO	\$7,481	08/15/2014
32-046-0530-02(00)	BOURBONNAIS ESD 53	BOURBONNAIS	\$17,480	08/07/2014
32-046-1110-25(00)	KANKAKEE SD 111	KANKAKEE	\$29,133	08/07/2014
32-046-8500-60(00)	KANKAKEE AREA SPEC EDUC COOP	KANKAKEE	\$67,977	08/07/2014
33-048-2050-61(00)	KNOX-WARREN SPEC EDUC DISTRI	GALESBURG	\$66,519	08/07/2014
34-049-0600-26(00)	COMMUNITY UNIT SCHOOL DIST 60	WAUKEGAN	\$81,572	08/07/2014
34-049-2200-26(00)	COMMUNITY UNIT SCH DIST 220	BARRINGTON	\$50,497	08/07/2014
34-049-8040-60(00)	NORTHERN SUBURBAN SPEC ED DIST	HIGHLAND PARK	\$127,128	08/07/2014
34-049-8250-60(00)	SPEC EDUC DIST LAKE COUNTY	GAGES LAKE	\$503,028	08/14/2014
35-050-0000-61(00)	LASALLE-PUTNAM ED ALLIANCE SP ED	OTTAWA	\$147,885	08/07/2014
39-055-0610-61(00)	MACON-PIATT SPEC EDUC JNT AG	DECATUR	\$165,125	08/07/2014
40-056-8010-60(00)	SOUTH MACOUPIN ASSOCIATION	STAUNTON	\$38,358	08/07/2014
41-057-0020-26(00)	TRIAD CUSD 2	TROY	\$17,480	08/07/2014
41-057-0050-26(00)	HIGHLAND CUSD 5	HIGHLAND	\$16,994	08/07/2014
41-057-0070-26(00)	EDWARDSVILLE SD 7	EDWARDSVILLE	\$37,873	08/07/2014
41-057-0090-61(00)	MADISON CO REG I SPEC EDUC J	GRANITE CITY	\$97,110	08/07/2014
41-057-0100-26(00)	COLLINSVILLE CUSD 10	COLLINSVILLE	\$35,007	08/07/2014
41-057-0110-26(00)	ALTON CUSD 11	ALTON	\$81,572	08/07/2014
41-057-8010-60(00)	REGION III SPECIAL EDUCATION	COTTAGE HILLS	\$146,148	08/07/2014
43-059-0050-61(00)	BMP TRI-CO SPEC EDUC COOP	TISKILWA	\$65,529	08/07/2014
43-102-0690-61(00)	WOODFORD COUNTY SPEC EDUC AS	METAMORA	\$94,196	08/07/2014
44-063-8010-60(00)	SPECIAL EDUCATION DISTRICT	WOODSTOCK	\$324,832	08/29/2014
45-079-1320-61(00)	PERANDOE SPEC EDUC DISTRICT	RED BUD	\$56,324	08/07/2014
47-052-1700-61(00)	LEE COUNTY SPEC EDUC ASSOC	DIXON	\$31,561	08/07/2014
47-071-2260-26(00)	BYRON COMMUNITY UNIT SD 226	BYRON	\$15,538	08/07/2014
47-071-8010-60(00)	OGLE COUNTY EDUC COOP	BYRON	\$88,384	08/25/2014
48-072-1500-25(00)	BOARD OF EDUCATION CITY OF	PEORIA	\$187,422	08/07/2014
49-081-0400-22(00)	MOLINE USD 40	MOLINE	\$39,815	08/18/2014
50-082-1960-26(00)	DUPO CUSD 196	DUPO	\$14,000	08/07/2014
50-082-8010-60(00)	BELLEVILLE AREA SP SERV COOP	BELLEVILLE	\$234,645	08/25/2014
51-084-003A-26(00)	ROCHESTER CUSD 3A	ROCHESTER	\$5,827	08/07/2014
51-084-0050-26(00)	BALL CHATHAM CUSD 5	CHATHAM	\$25,734	08/07/2014

**ILLINOIS STATE BOARD OF EDUCATION
FUNDING AND DISBURSEMENT SERVICES DIVISION
100 NORTH FIRST STREET, SPRINGFIELD, IL 62777**

Approved Grants Less Than 1 Million

Thru Date:(08/01/2014-08/31/2014)

51-084-1860-25(00)	SPRINGFIELD SD 186	SPRINGFIELD	\$128,722	08/07/2014
53-090-3090-61(00)	TAZEWELL-MASON CNTYS SP ED A	PEKIN	\$282,589	08/07/2014
54-092-1180-24(00)	DANVILLE CCSD 118	DANVILLE	\$87,399	08/07/2014
54-092-8010-60(00)	VERMILION ASSOC FOR SPEC EDU	DANVILLE	\$109,179	08/07/2014
55-098-0000-61(00)	BI COUNTY SPECIAL EDUC COOP	STERLING	\$101,480	08/07/2014
56-099-0860-05(00)	JOLIET PUBLIC SCH DIST 86	JOLIET	\$80,675	08/07/2014
56-099-0880-61(00)	LOCKPORT AREA SPEC EDUC COOP	LOCKPORT	\$24,530	08/07/2014
56-099-0920-02(00)	WILL COUNTY SD 92	LOCKPORT	\$17,965	08/07/2014
56-099-1220-02(00)	NEW LENOX SD 122	NEW LENOX	\$33,498	08/25/2014
56-099-2020-22(00)	PLAINFIELD SD 202	PLAINFIELD	\$42,728	08/07/2014
56-099-365U-26(00)	VALLEY VIEW CUSD 365U	ROMEOVILLE	\$91,283	08/07/2014
56-099-8430-60(00)	LINCOLN WAY AREA SPEC ED JA	FRANKFORT	\$59,723	08/07/2014
65-108-9000-80(45)	DEPT OF HUMAN SERVICES	SPRINGFIELD	\$36,416	08/07/2014
65-108-9000-80(RS)	DEPT OF HUMAN SERVICES	SPRINGFIELD	\$3,399	08/07/2014
			<hr/>	
			\$8,298,444	
<hr/>				

Program: 2015 - 4605, Fed. - Sp. Ed. - Pre-School Discretionary

<u>RCDT</u>	<u>District Name</u>	<u>City</u>	<u>Budget Amt</u>	<u>Approval Date</u>
07-016-1420-61(00)	SOUTHWEST COOK COOP SPEC ED	OAK FOREST	\$489,250	08/07/2014
15-016-2990-25(01)	CITY OF CHICAGO SD 299	CHICAGO	\$489,250	08/07/2014
19-022-0660-61(00)	SCH ASSOC SPEC ED DUPAGE SA	NAPERVILLE	\$309,000	08/07/2014
20-000-0000-00(00)	REGIONAL OFFICE OF EDUCATION20	HARRISBURG	\$350,000	08/07/2014
50-000-0000-00(00)	REGIONAL OFFICE OF EDUCATION50	BELLEVILLE	\$489,250	08/07/2014
65-108-0160-51(00)	THE CENTER RESOURCES FOR	ARLINGTON HTS	\$489,250	08/07/2014
65-108-9000-80(R1)	DEPT OF HUMAN SERVICES	SPRINGFIELD	\$28,100	08/07/2014
65-108-9000-80(RS)	DEPT OF HUMAN SERVICES	SPRINGFIELD	\$20,645	08/27/2014
			<hr/>	
			\$2,664,745	
<hr/>				

Program: 2015 - 4620, Fed. - Sp. Ed. - I.D.E.A. - Flow Through

<u>RCDT</u>	<u>District Name</u>	<u>City</u>	<u>Budget Amt</u>	<u>Approval Date</u>
04-004-2000-26(00)	NORTH BOONE CUD 200	POPLAR GROVE	\$311,156	08/07/2014
05-016-0390-61(00)	WILMETTE COMM SPEC ED AGREEMENT	WILMETTE	\$901,978	08/07/2014
05-016-2190-17(00)	NILES TWP CHSD 219	SKOKIE	\$884,097	08/07/2014
06-016-0900-02(00)	RIVER FOREST SD 90	RIVER FOREST	\$461,748	08/06/2014
06-016-0980-02(00)	COUNTY OF COOK SCHOOL DIST 98	BERWYN	\$670,458	08/07/2014
06-016-1000-02(00)	BOARD OF EDUCATION SD 100	BERWYN	\$940,349	08/19/2014
06-016-2000-13(00)	OAK PARK & RIVER FOREST D 200	OAK PARK	\$745,423	08/07/2014
07-016-9010-90(00)	SOUTHLAND COLLEGE PREP	RIGHTON PARK	\$62,958	08/21/2014
09-010-0030-26(00)	COMMUNITY UNIT SCHOOL DIST 3	MAHOMET	\$541,654	08/07/2014
09-027-0050-61(00)	FORD SPECIAL EDUCATION COOP	GIBSON CITY	\$519,667	08/07/2014
15-016-9000-90(00)	HORIZON SCIENCE ACAD-MCKINLEY PK	CHICAGO	\$77,540	08/07/2014
15-016-9010-90(00)	HORIZON SCIENCE ACAD-BELMONT	CHICAGO	\$47,857	08/07/2014
16-019-4240-26(00)	GENOA KINGSTON CUSD 424	GENOA	\$310,919	08/07/2014
16-019-4250-26(00)	COMMUNITY UNIT DIST 425	SHABBONA	\$136,691	08/07/2014
16-019-4270-26(00)	SYCAMORE CUSD 427	SYCAMORE	\$636,401	08/07/2014
16-019-4290-26(00)	HINCKLEY BIG ROCK CUSD 429	HINCKLEY	\$136,775	08/07/2014
16-019-4300-26(00)	SANDWICH CUSD 430	SANDWICH	\$441,396	08/29/2014
16-019-4320-26(00)	SOMONAUK CUSD 432	SOMONAUK	\$154,359	08/07/2014
19-022-1810-04(00)	COMM CONS SCH DIST 181	BURR RIDGE	\$713,344	08/06/2014
21-028-1680-26(00)	FRANKFORT COMMUNITY UNIT 168	WEST FRANKFOR	\$457,765	08/07/2014

**ILLINOIS STATE BOARD OF EDUCATION
FUNDING AND DISBURSEMENT SERVICES DIVISION
100 NORTH FIRST STREET, SPRINGFIELD, IL 62777**

Approved Grants Less Than 1 Million

Thru Date:(08/01/2014-08/31/2014)

32-038-8010-60(00)	IROQUOIS SPECIAL EDUC ASSN	CRESCENT CITY	\$840,577	08/14/2014
32-046-3070-16(00)	BRADLEY BOURBONNAIS CHSD 307	BRADLEY	\$405,822	08/07/2014
40-056-8010-60(00)	SOUTH MACOUPIN ASSOCIATION	STAUNTON	\$874,475	08/07/2014
41-057-0020-26(00)	TRIAD CUSD 2	TROY	\$710,375	08/07/2014
41-057-0050-26(00)	HIGHLAND CUSD 5	HIGHLAND	\$569,104	08/07/2014
47-052-1700-61(00)	LEE COUNTY SPEC EDUC ASSOC	DIXON	\$741,369	08/07/2014
47-071-2260-26(00)	BYRON COMMUNITY UNIT SD 226	BYRON	\$306,385	08/07/2014
50-082-1960-26(00)	DUPO CUSD 196	DUPO	\$268,200	08/07/2014
51-084-003A-26(00)	ROCHESTER CUSD 3A	ROCHESTER	\$431,904	08/18/2014
51-084-0050-26(00)	BALL CHATHAM CUSD 5	CHATHAM	\$888,783	08/20/2014
56-099-0880-61(00)	LOCKPORT AREA SPEC EDUC COOP	LOCKPORT	\$582,004	08/07/2014
56-099-0920-02(00)	WILL COUNTY SD 92	LOCKPORT	\$362,905	08/07/2014
56-099-1220-02(00)	NEW LENOX SD 122	NEW LENOX	\$924,120	08/25/2014
56-099-2050-17(00)	LOCKPORT TWP HSD 205	LOCKPORT	\$561,526	08/07/2014
60-105-4280-30(00)	JUVENILE JUSTICE DEPT OF	SPRINGFIELD	\$577,753	08/26/2014
65-108-9000-80(45)	DEPT OF HUMAN SERVICES	SPRINGFIELD	\$53,422	08/06/2014
65-108-9000-80(RS)	DEPT OF HUMAN SERVICES	SPRINGFIELD	\$177,382	08/07/2014
			\$18,428,641	

Program: 2015 - 4630, Fed. - Sp. Ed. - I.D.E.A. - Discretionary

<u>RCDT</u>	<u>District Name</u>	<u>City</u>	<u>Budget Amt</u>	<u>Approval Date</u>
07-016-555P-00(00)	UNITED CEREBRAL PALSY	TINLEY PARK	\$400,000	08/07/2014
07-016-555P-00(01)	UNITED CEREBRAL PALSY	TINLEY PARK	\$250,000	08/07/2014
19-022-0660-61(02)	SCH ASSOC SPEC ED DUPAGE SA	NAPERVILLE	\$115,000	08/07/2014
49-081-8650-60(00)	BLACK HAWK AREA SP ED DISTRI	EAST MOLINE	\$93,364	08/07/2014
65-108-1465-51(00)	IL DEAF & HARD OF HEARING COMM	SPRINGFIELD	\$30,000	08/07/2014
65-108-1485-51(00)	ILLINOIS ASSISTIVE TECHNOLOGY		\$535,500	08/07/2014
65-108-8265-51(00)	CENTER ON DEAFNESS	NORTHBROOK	\$507,000	08/07/2014
			\$1,930,864	

Program: 2015 - 4720, CTE - Perkins - State Leadership

<u>RCDT</u>	<u>District Name</u>	<u>City</u>	<u>Budget Amt</u>	<u>Approval Date</u>
09-010-5450-51(00)	UNIVERSITY OF ILLINOIS	CHAMPAIGN	\$100,000	08/13/2014
			\$100,000	

Program: 2015 - 4745, CTE - Perkins - Secondary

<u>RCDT</u>	<u>District Name</u>	<u>City</u>	<u>Budget Amt</u>	<u>Approval Date</u>
06-016-2010-46(00)	MORTON REG DELIVERY SYST-EFE	CICERO	\$406,516	08/08/2014
07-016-2270-46(00)	CAREER NETWORK SO COOK - EFE	OLYMPIA FIELDS	\$450,139	08/28/2014
32-000-0000-47(00)	IROQUOIS AREA DEL SYSTEM-EFE	WATSEKA	\$34,589	08/19/2014
35-050-7200-45(00)	STARVED ROCK FOR VOC TECHNIC	PERU	\$199,159	08/27/2014
40-000-0000-46(00)	CENTRAL ILLINOIS RURAL REGION	JERSEYVILLE	\$100,053	08/25/2014
41-057-7450-45(00)	MADISON CTY REG VOC EDUC-EFE	EDWARDSVILLE	\$398,063	08/26/2014
49-081-0300-46(00)	QUAD CITY CAREER AND TECH ED CO	EAST MOLINE	\$309,450	08/28/2014
50-082-7460-45(00)	ST CLAIR CTY-BAC REG VOC SYS	BELLEVILLE	\$377,612	08/19/2014
			\$2,275,581	

Program: 2015 - 4901, Race To The Top

<u>RCDT</u>	<u>District Name</u>	<u>City</u>	<u>Budget Amt</u>	<u>Approval Date</u>
04-101-3230-26(00)	WINNEBAGO CUSD 323	WINNEBAGO	\$1,589	08/15/2014

**ILLINOIS STATE BOARD OF EDUCATION
FUNDING AND DISBURSEMENT SERVICES DIVISION
100 NORTH FIRST STREET, SPRINGFIELD, IL 62777**

Approved Grants Less Than 1 Million

Thru Date:(08/01/2014-08/31/2014)

04-101-3230-26(IM)	WINNEBAGO CUSD 323	WINNEBAGO	\$7,544	08/21/2014
07-016-1620-02(00)	MATTESON SCHOOL DISTRICT 162	RICHTON PARK	\$7,038	08/26/2014
07-016-2270-17(00)	RICH TWP HSD 227	MATTESON	\$3,190	08/26/2014
09-010-1160-22(IM)	URBANA SD 116	URBANA	\$21,029	08/21/2014
12-080-0010-26(00)	EAST RICHLAND CUSD 1	OLNEY	\$2,692	08/15/2014
17-064-0050-26(00)	MCLEAN COUNTY UD 5	NORMAL	\$4,942	08/15/2014
17-064-0870-25(IM)	BLOOMINGTON PUBLIC SCHOOLS	BLOOMINGTON	\$21,146	08/21/2014
19-022-0040-02(00)	COUNTY OF DUPAGE SCHOOL DIST 4	ADDISON	\$3,701	08/15/2014
48-072-1500-25(IM)	BOARD OF EDUCATION CITY OF	PEORIA	\$63,761	08/21/2014
50-082-1880-22(IM)	BROOKLYN UD 188	LOVEJOY	\$890	08/21/2014
			\$137,522	

Program: 2015 - 4905, Title III - Immigrant Education Program (IEP)

<u>RCDT</u>	<u>District Name</u>	<u>City</u>	<u>Budget Amt</u>	<u>Approval Date</u>
05-016-0210-04(00)	COOK COUNTY CONSOLIDATED SD 21	WHEELING	\$36,556	08/27/2014
09-010-1160-22(00)	URBANA SD 116	URBANA	\$14,652	08/14/2014
17-064-0050-26(00)	MCLEAN COUNTY UD 5	NORMAL	\$41,144	08/14/2014
31-045-3030-26(00)	COMMUNITY UNIT SCHOOL DIST 303	SAINT CHARLES	\$9,916	08/19/2014
			\$102,268	

Program: 2015 - 4909, Title III - Lang Inst Prog-Limited Eng LIPLEP

<u>RCDT</u>	<u>District Name</u>	<u>City</u>	<u>Budget Amt</u>	<u>Approval Date</u>
05-016-0210-04(00)	COOK COUNTY CONSOLIDATED SD 21	WHEELING	\$330,632	08/27/2014
06-016-1050-02(00)	LA GRANGE SD 105	LAGRANGE	\$41,440	08/26/2014
07-016-1170-02(00)	NORTH PALOS SD 117	PALOS HILLS	\$127,576	08/13/2014
09-010-1160-22(00)	URBANA SD 116	URBANA	\$57,868	08/14/2014
11-021-3060-26(00)	ARCOLA CUSD 306	ARCOLA	\$14,060	08/26/2014
17-064-0050-26(00)	MCLEAN COUNTY UD 5	NORMAL	\$48,840	08/14/2014
19-022-0160-02(00)	QUEEN BEE SD 16	GLENDALE HTS	\$90,724	08/20/2014
19-022-0440-02(00)	LOMBARD SD 44	LOMBARD	\$40,848	08/14/2014
24-032-2010-04(00)	MINOOKA CCSD 201	MINOOKA	\$10,064	08/13/2014
31-045-3020-26(00)	KANELAND CUSD 302	MAPLE PARK	\$17,612	08/21/2014
31-045-3030-26(00)	COMMUNITY UNIT SCHOOL DIST 303	SAINT CHARLES	\$73,112	08/19/2014
34-049-0410-04(00)	LAKE VILLA CCSD 41	LAKE VILLA	\$30,784	08/21/2014
34-049-0790-02(00)	FREMONT SD 79	MUNDELEIN	\$24,716	08/13/2014
44-063-1580-22(00)	HUNTLEY SCHOOL DISTRICT NO 158	ALGONQUIN	\$25,604	08/14/2014
56-099-030C-04(00)	TROY CCSD 30C	PLAINFIELD	\$39,812	08/20/2014
			\$973,692	

Program: 2015 - 4920, McKinney Education for Homeless Children

<u>RCDT</u>	<u>District Name</u>	<u>City</u>	<u>Budget Amt</u>	<u>Approval Date</u>
03-000-0000-00(00)	REGIONAL OFFICE OF EDUCATION03	VANDALIA	\$310,530	08/06/2014
15-016-2990-25(00)	CITY OF CHICAGO SD 299	CHICAGO	\$807,100	08/06/2014
26-000-0000-00(00)	REGIONAL OFFICE OF EDUCATION26	MACOMB	\$207,020	08/06/2014
32-000-0000-00(00)	REGIONAL OFFICE OF EDUCATION32	KANKAKEE	\$159,000	08/06/2014
47-000-0000-00(00)	REGIONAL OFFICE OF EDUCATION47	DIXON	\$207,020	08/06/2014
56-000-0000-00(00)	REGIONAL OFFICE OF EDUCATION56	NEW LENOX	\$500,000	08/06/2014
			\$2,190,670	

Program: 2015 - 4932, Title II - Teacher Quality

**ILLINOIS STATE BOARD OF EDUCATION
FUNDING AND DISBURSEMENT SERVICES DIVISION**
100 NORTH FIRST STREET, SPRINGFIELD, IL 62777

Approved Grants Less Than 1 Million

Thru Date:(08/01/2014-08/31/2014)

<u>RCDT</u>	<u>District Name</u>	<u>City</u>	<u>Budget Amt</u>	<u>Approval Date</u>
01-001-0030-26(00)	COMMUNITY UNIT SCHOOL DIST 3	CAMP POINT	\$49,838	08/05/2014
02-002-0010-22(00)	CAIRO SD 1	CAIRO	\$119,494	08/26/2014
02-002-0050-26(00)	EGYPTIAN CUSD 5	TAMMS	\$57,792	08/27/2014
02-044-0320-03(00)	NEW SIMPSON HILL C D 32	TUNNEL HILL	\$14,009	08/13/2014
02-044-0430-03(00)	BUNCOMBE CSD 43	BUNCOMBE	\$5,459	08/18/2014
02-044-0640-02(00)	CYPRESS SD 64	CYPRESS	\$14,346	08/11/2014
02-091-0430-04(00)	COUNTY OF UNION SCH DIST NO 43	JONESBORO	\$22,849	08/29/2014
03-003-0010-26(00)	MULBERRY GROVE CUSD 1	MULBERRY GRO	\$13,155	08/13/2014
03-025-0200-26(00)	BEECHER CITY CUSD 20	BEECHER CITY	\$14,322	08/12/2014
03-025-0400-26(00)	EFFINGHAM CUSD 40	EFFINGHAM	\$141,235	08/05/2014
03-025-0500-26(00)	COMMUNITY UNIT SCHOOL DIST 50	TEUTOPOLIS	\$30,169	08/01/2014
03-026-2040-26(00)	RAMSEY CUSD 204	RAMSEY	\$31,392	08/12/2014
04-000-0000-00(00)	REGIONAL OFFICE OF EDUCATION04	LOVES PARK	\$1,315	08/11/2014
04-101-1340-04(00)	SHIRLAND CCSD 134	SHIRLAND	\$4,562	08/21/2014
04-101-2070-16(00)	HONONEGAH CHSD 207	ROCKTON	\$20,192	08/21/2014
04-101-3200-26(00)	COUNTY OF WINNEBAGO SD 320	SOUTH BELOIT	\$33,437	08/11/2014
04-101-3230-26(00)	WINNEBAGO CUSD 323	WINNEBAGO	\$42,382	08/08/2014
05-016-0230-02(00)	PROSPECT HEIGHTS SD 23	PROSPECT HTS	\$29,813	08/22/2014
05-016-0570-02(00)	MOUNT PROSPECT PULIC SCHL	MOUNT PROSPE	\$35,985	08/05/2014
05-016-0670-02(00)	GOLF ELEM SD 67	MORTON GROVE	\$8,594	08/21/2014
05-016-0720-02(00)	FAIRVIEW SD 72	SKOKIE	\$20,385	08/26/2014
06-016-0990-02(00)	COUNTY OF COOK SD 99	CICERO	\$517,788	08/07/2014
07-000-0000-00(00)	INTERMEDIATE SERVICE CENTER 4	CHICAGO HTS	\$1,549	08/11/2014
07-016-1080-02(00)	WILLOW SPRINGS SD 108	WILLOW SPRIN	\$5,000	08/22/2014
07-016-1090-02(00)	INDIAN SPRINGS SD 109	JUSTICE	\$79,483	08/06/2014
07-016-1100-02(00)	CENTRAL STICKNEY SD 110	CHICAGO	\$7,181	08/06/2014
07-016-1230-02(00)	OAK LAWN-HOMETOWN S D 123	OAK LAWN	\$135,604	08/06/2014
07-016-1275-02(00)	CHICAGO RIDGE SD 1275	CHICAGO RIDGE	\$35,727	08/11/2014
07-016-1300-02(00)	COOK COUNTY SD 130	BLUE ISLAND	\$137,896	08/06/2014
07-016-1435-02(00)	POSEN-ROBBINS ELEM SD 1435	POSEN	\$114,766	08/22/2014
07-016-1450-02(00)	ARBOR PARK SD 145	OAK FOREST	\$30,728	08/12/2014
07-016-1470-02(00)	W HARVEY-DIXMOOR PUB SD 147	HARVEY	\$179,780	08/19/2014
07-016-1500-02(00)	MCKINLEY SCHOOL	SOUTH HOLLAN	\$25,229	08/20/2014
07-016-1525-02(00)	HAZEL CREST SD 152-5	HAZEL CREST	\$68,389	08/19/2014
07-016-1545-02(00)	COOK COUNTY SCH 154 1-2 DIST	BURNHAM	\$6,136	08/22/2014
07-016-1550-02(00)	CALUMET CITY SD 155	CALUMET CITY	\$62,605	08/18/2014
07-016-1560-02(00)	COOK COUNTY SD 156	CALUMET CITY	\$58,957	08/27/2014
07-016-1600-02(00)	COUNTRY CLUB HILLS SD 160	COUNTRY CLUB H	\$37,988	08/19/2014
07-016-1700-02(00)	CHICAGO HEIGHTS SD 170	CHICAGO HEIGH	\$266,319	08/19/2014
07-016-1940-02(00)	STEGER SD194	STEGER	\$63,021	08/19/2014
07-016-2100-17(00)	LEMONT TWP HSD 210	LEMONT	\$16,415	08/19/2014
07-016-2170-16(00)	ARGO CHSD 217	SUMMIT	\$33,812	08/19/2014
07-016-2290-16(00)	OAK LAWN CHSD 229	OAK LAWN	\$23,279	08/27/2014
08-008-3080-26(00)	EASTLAND CUSD 308	LANARK	\$27,868	08/26/2014
08-043-2050-26(00)	WARREN CUSD 205	WARREN	\$25,416	08/05/2014
08-043-2110-26(00)	SCALES MOUND CUSD 211	SCALES MOUND	\$6,290	08/06/2014
08-089-2020-26(00)	LENA WINSLOW CUSD 202	LENA	\$31,500	08/29/2014
09-010-0030-26(00)	COMMUNITY UNIT SCHOOL DIST 3	MAHOMET	\$55,105	08/26/2014

**ILLINOIS STATE BOARD OF EDUCATION
FUNDING AND DISBURSEMENT SERVICES DIVISION
100 NORTH FIRST STREET, SPRINGFIELD, IL 62777**

Approved Grants Less Than 1 Million

Thru Date:(08/01/2014-08/31/2014)

09-010-0070-26(00)	COMMUNITY UNIT SCH DIST 7	TOLONO	\$32,469	08/13/2014
09-010-0080-26(00)	HERITAGE CUSD 8	HOMER	\$16,111	08/22/2014
09-010-1970-04(00)	PRAIRIEVIEW-OGDEN CCSD 197	ROYAL	\$12,659	08/13/2014
10-011-0030-26(00)	COUNTY OF CHRISTIAN TAYLORVILLE	TAYLORVILLE	\$105,769	08/06/2014
10-011-0080-26(00)	PANA SD 8	PANA	\$88,405	08/04/2014
10-011-0140-24(00)	SOUTH FORK SD 14	KINCAID	\$18,939	08/19/2014
10-068-0220-26(00)	NOKOMIS CUSD 22	NOKOMIS	\$41,313	08/13/2014
11-012-002C-26(00)	MARSHALL CUSD 2C	MARSHALL	\$43,888	08/11/2014
11-012-004C-26(00)	CASEY-WESTFIELD CUSD 4C	CASEY	\$54,943	08/18/2014
11-015-0050-26(00)	COUNTY OF COLE	OAKLAND	\$18,127	08/18/2014
11-023-0030-26(00)	COMMUNITY UNIT DISTRICT 3	KANSAS	\$7,716	08/04/2014
11-070-3020-26(00)	OKAW VALLEY CUSD 302	BETHANY	\$17,966	08/18/2014
11-087-003A-26(00)	COWDEN-HERRICK CUSD 3A	COWDEN	\$28,831	08/11/2014
11-087-0210-26(00)	CENTRAL A AND M COMMUNITY UNIT	ASSUMPTION	\$33,108	08/11/2014
12-013-0250-26(00)	NORTH CLAY CUSD 25	LOUISVILLE	\$40,927	08/01/2014
13-014-1415-02(00)	ST ROSE SD 14-15	ST ROSE	\$5,427	08/27/2014
13-058-6000-16(00)	SALEM CHSD 600	SALEM	\$31,439	08/12/2014
13-095-0110-04(00)	IRVINGTON CCSD 11	IRVINGTON	\$8,400	08/06/2014
13-095-0150-04(00)	ASHLEY CCSD 15	ASHLEY	\$6,600	08/12/2014
13-095-0290-03(00)	HOYLETON CSD 29	HOYLETON	\$4,303	08/12/2014
13-095-0490-04(00)	NASHVILLE CCSD 49	NASHVILLE	\$26,565	08/12/2014
15-016-9000-90(00)	HORIZON SCIENCE ACAD-MCKINLEY PK	CHICAGO	\$36,573	08/20/2014
15-016-9010-90(00)	HORIZON SCIENCE ACAD-BELMONT	CHICAGO	\$30,303	08/05/2014
17-020-0180-26(00)	BLUE RIDGE CUSD 18	FARMER CITY	\$25,113	08/11/2014
17-053-0050-26(00)	WOODLAND CUSD 5	STREATOR	\$27,235	08/20/2014
17-053-4260-04(00)	CORNELL CCSD 426	CORNELL	\$3,060	08/13/2014
17-064-0030-26(00)	TRI VALLEY CUSD 3	DOWNS	\$20,287	08/25/2014
19-000-0000-00(00)	REGIONAL OFFICE OF EDUCATION19	WHEATON	\$339	08/11/2014
19-022-0160-02(00)	QUEEN BEE SD 16	GLENDALE HTS	\$51,260	08/06/2014
19-022-0250-02(00)	BENJAMIN SD 25	WEST CHICAGO	\$17,751	08/13/2014
19-022-0480-02(00)	SALT CREEK SD 48	VILLA PARK	\$20,613	08/08/2014
19-022-0530-02(00)	BUTLER SD 53	OAK BROOK	\$13,140	08/01/2014
19-022-0610-02(00)	DARIEN SD 61	DARIEN	\$54,435	08/21/2014
19-022-1800-04(00)	COMM CONS SCH DIST 180	BURR RIDGE	\$16,734	08/25/2014
19-022-1810-04(00)	COMM CONS SCH DIST 181	BURR RIDGE	\$69,219	08/29/2014
19-022-2000-26(00)	COMMUNITY UNIT SCHOOL DIST 200	WHEATON	\$356,674	08/21/2014
20-096-0140-04(00)	COUNTY OF WAYNE	GEFF	\$1,496	08/05/2014
20-096-0170-04(00)	COMMUNITY CONSOLIDATED SD 17	FAIRFIELD	\$3,785	08/04/2014
20-096-1120-04(00)	FAIRFIELD PSD 112	FAIRFIELD	\$43,570	08/18/2014
20-097-0010-26(00)	GRAYVILLE CUSD 1	GRAYVILLE	\$26,839	08/18/2014
20-097-0030-26(00)	NORRIS CITY-OMAHA-ENFIELD CU 3	NORRIS CITY	\$50,653	08/11/2014
21-028-1680-26(00)	FRANKFORT COMMUNITY UNIT 168	WEST FRANKFOR	\$119,578	08/11/2014
21-100-0040-26(00)	HERRIN CUSD 4	HERRIN	\$153,452	08/18/2014
22-029-0010-26(00)	ASTORIA CUSD 1	ASTORIA	\$21,572	08/26/2014
22-029-0660-25(00)	CANTON UNION SD 66	CANTON	\$117,648	08/13/2014
24-000-0000-00(00)	REGIONAL OFFICE OF EDUCATION24	MORRIS	\$1,030	08/19/2014
24-032-024C-04(00)	NETTLE CREEK CCSD 24C	MORRIS	\$1,523	08/01/2014
24-032-072C-04(00)	GARDNER CCSD 72C	GARDNER	\$5,440	08/18/2014
24-047-3080-26(00)	OSWEGO CUSD 308	OSWEGO	\$129,944	08/05/2014

**ILLINOIS STATE BOARD OF EDUCATION
FUNDING AND DISBURSEMENT SERVICES DIVISION
100 NORTH FIRST STREET, SPRINGFIELD, IL 62777**

Approved Grants Less Than 1 Million

Thru Date:(08/01/2014-08/31/2014)

25-041-0120-04(00)	MCCLELLAN CCSD 12	MOUNT VERNON	\$2,906	08/11/2014
26-000-0000-00(00)	REGIONAL OFFICE OF EDUCATION26	MACOMB	\$706	08/11/2014
26-062-1700-26(00)	BUSHNELL PRAIRIE CITY CUSD 170	BUSHNELL	\$44,218	08/11/2014
27-066-4040-26(00)	MERCER COUNTY SD 404	ALEDO	\$72,181	08/26/2014
27-094-2380-26(00)	MONMOUTH-ROSEVILLE CUSD 238	MONMOUTH	\$101,470	08/08/2014
28-006-0840-04(00)	MALDEN CCSD 84	MALDEN	\$1,937	08/21/2014
28-037-2250-26(00)	ALWOOD CUSD 225	WOODHULL	\$11,535	08/20/2014
28-037-2270-26(00)	CAMBRIDGE CUSD 227	CAMBRIDGE	\$29,704	08/13/2014
28-088-1000-26(00)	STARK COUNTY CUSD 100	WYOMING	\$30,562	08/13/2014
30-039-1300-04(00)	GIANT CITY CCSD 130	CARBONDALE	\$18,024	08/11/2014
30-039-1400-04(00)	UNITY POINT CCSD 140	CARBONDALE	\$47,489	08/26/2014
30-039-1960-26(00)	ELVERADO CUSD 196	ELKVILLE	\$28,692	08/11/2014
31-045-1010-22(00)	BATAVIA USD 101	BATAVIA	\$100,768	08/19/2014
31-045-3020-26(00)	KANELAND CUSD 302	MAPLE PARK	\$44,566	08/19/2014
32-038-0030-26(00)	COMMUNITY U S D 3	DONOVAN	\$20,049	08/25/2014
32-038-0040-26(00)	CENTRAL CUSD 4	CLIFTON	\$36,572	08/06/2014
32-046-0020-26(00)	HERSCHER CUSD 2	HERSCHER	\$63,973	08/20/2014
32-046-0050-26(00)	COUNTY OF KANKAKEE 5 MANTENO	MANTENO	\$33,615	08/26/2014
32-046-0530-02(00)	BOURBONNAIS ESD 53	BOURBONNAIS	\$59,080	08/20/2014
33-048-2080-26(00)	R O V V A CUSD 208	ONEIDA	\$31,768	08/13/2014
34-049-0060-02(00)	ZION ESD 6	ZION	\$200,896	08/04/2014
34-049-0240-04(00)	MILLBURN CCSD 24	WADSWORTH	\$11,377	08/05/2014
34-049-0360-02(00)	GRASS LAKE SD 36	ANTIOCH	\$10,266	08/21/2014
34-049-0600-26(00)	COMMUNITY UNIT SCHOOL DIST 60	WAUKEGAN	\$387,089	08/06/2014
34-049-1130-17(00)	TOWNSHIP HIGH SCHOOL DIST 113	HIGHLAND PARK	\$48,695	08/04/2014
34-049-1210-17(00)	WARREN THSD 121	GURNEE	\$37,394	08/29/2014
34-049-1280-16(00)	COMMUNITY HIGH SCHOOL DIST 128	LIBERTYVILLE	\$32,768	08/11/2014
35-050-0010-26(00)	LELAND CUSD 1	LELAND	\$7,686	08/18/2014
35-050-0400-17(00)	STREATOR TWP HSD 40	STREATOR	\$37,023	08/04/2014
35-050-0440-02(00)	STREATOR ELEMENTARY SD 44	STREATOR	\$132,752	08/27/2014
35-050-0650-04(00)	ALLEN TWSP COMM CONS DIST 65	RANSOM	\$8,074	08/18/2014
35-050-0950-04(00)	SCHOOL DIST 95 LASALLE COUNTY	GRAND RIDGE	\$11,622	08/29/2014
35-050-1200-17(00)	LASALLE-PERU TOWNSHIP HIGH	LA SALLE	\$44,533	08/22/2014
35-050-1410-02(00)	OTTAWA ESD 141	OTTAWA	\$92,207	08/18/2014
35-050-1500-02(00)	MARSEILLES ESD 150	MARSEILLES	\$17,975	08/04/2014
35-050-1700-04(00)	SENECA CCSD 170	SENECA	\$21,675	08/27/2014
35-050-4250-26(00)	LOSTANT CUSD 425	LOSTANT	\$4,820	08/27/2014
38-054-4040-16(00)	LINCOLN CHSD 404	LINCOLN	\$32,594	08/19/2014
38-060-1260-26(00)	HAVANA CUSD 126	HAVANA	\$69,071	08/18/2014
39-000-0000-00(00)	REGIONAL OFFICE OF EDUCATION39	DECATUR	\$3,101	08/05/2014
39-055-0010-26(00)	ARGENTA-OREANA CUSD 1	ARGENTA	\$29,706	08/11/2014
39-055-0020-26(00)	MAROA FORSYTH CUSD 2	MAROA	\$22,558	08/26/2014
39-055-0150-26(00)	MERIDIAN CUSD 15	BLUE MOUND	\$24,361	08/18/2014
39-055-0610-25(00)	DECATUR SD 61	DECATUR	\$789,672	08/27/2014
40-056-0010-26(00)	COUNTY OF MACOUPIN CUSD 1	CARLINVILLE	\$76,232	08/12/2014
40-056-0050-26(00)	MT OLIVE CUSD 5	MOUNT OLIVE	\$22,937	08/04/2014
40-056-0090-26(00)	SOUTHWESTERN CUSD 9	BRIGHTON	\$53,835	08/01/2014
41-000-0000-00(00)	REGIONAL OFFICE OF EDUCATION41	EDWARDSVILLE	\$167	08/11/2014
41-057-0010-26(00)	ROXANA CUSD 1	ROXANA	\$97,856	08/11/2014

**ILLINOIS STATE BOARD OF EDUCATION
FUNDING AND DISBURSEMENT SERVICES DIVISION
100 NORTH FIRST STREET, SPRINGFIELD, IL 62777**

Approved Grants Less Than 1 Million

Thru Date:(08/01/2014-08/31/2014)

41-057-0130-02(00)	EAST ALTON SD 13	EAST ALTON	\$62,794	08/12/2014
41-057-0140-16(00)	EAST ALTON-WOOD RIVER CHSD 14	WOOD RIVER	\$19,967	08/12/2014
44-063-0020-03(00)	NIPPERSINK SCH DIST 2	RICHMOND	\$24,037	08/06/2014
44-063-0030-03(00)	FOX RIVER GROVE CSD 3	FOX RIVER GROV	\$13,995	08/25/2014
44-063-1560-16(00)	MCHENRY CHSD 156	MC HENRY	\$42,736	08/20/2014
44-063-1570-16(00)	RICHMOND-BURTON CHSD 157	RICHMOND	\$7,987	08/06/2014
44-063-1650-03(00)	MARENGO-UNION ECSD 165	MARENGO	\$24,893	08/08/2014
45-067-0040-26(00)	COLUMBIA CUSD 4	COLUMBIA	\$30,218	08/29/2014
46-009-0640-26(00)	VIRGINIA CUSD 64	VIRGINIA	\$4,000	08/19/2014
46-069-0010-26(00)	FRANKLIN CUSD 1	ALEXANDER	\$20,969	08/01/2014
46-069-0110-26(00)	MEREDOSIA-CHAMBERSBURG CUSD 11	MEREDOSIA	\$23,239	08/26/2014
47-071-2220-26(00)	POLO CUSD 222	POLO	\$32,320	08/06/2014
48-072-3270-26(00)	ILLINI BLUFFS CUSD 327	GLASFORD	\$24,108	08/22/2014
49-081-0290-02(00)	HAMPTON SD 29	HAMPTON	\$2,884	08/29/2014
49-081-0300-17(00)	UNITED THSD 30	EAST MOLINE	\$64,613	08/06/2014
49-081-0340-02(00)	SILVIS SD 34	SILVIS	\$35,354	08/21/2014
49-081-0360-02(00)	CARBON CLIFF-BARSTOW SD 36	SILVIS	\$18,350	08/11/2014
49-081-0400-22(00)	MOLINE USD 40	MOLINE	\$301,538	08/01/2014
50-082-0600-26(00)	NEW ATHENS CUSD 60	NEW ATHENS	\$23,341	08/12/2014
50-082-0900-04(00)	OFALLON COMM CONS 90	OFALLON	\$67,311	08/11/2014
50-082-1050-02(00)	PONTIAC-W HOLLIDAY SD 105	FAIRVIEW HGHT	\$23,736	08/04/2014
50-082-1160-02(00)	HIGH MOUNT SD 116	SWANSEA	\$12,350	08/27/2014
50-082-1180-02(00)	BELLEVILLE SD 118	BELLEVILLE	\$3,409	08/29/2014
50-082-1190-02(00)	BELLE VALLEY SD 119	BELLEVILLE	\$30,797	08/27/2014
50-082-1880-22(00)	BROOKLYN UD 188	LOVEJOY	\$28,103	08/04/2014
50-082-1960-26(00)	DUPO CUSD 196	DUPO	\$37,317	08/12/2014
51-084-0050-26(00)	BALL CHATHAM CUSD 5	CHATHAM	\$45,121	08/04/2014
53-090-0850-02(00)	SCHOOL DISTRICT NO 85	EAST PEORIA	\$6,531	08/27/2014
53-090-7090-26(00)	MORTON CUSD 709	MORTON	\$55,012	08/26/2014
54-092-0020-26(00)	WESTVILLE CUSD 2	WESTVILLE	\$58,758	08/04/2014
54-092-0100-26(00)	POTOMAC CUSD 10	POTOMAC	\$8,137	08/13/2014
54-092-0110-26(00)	HOOPESTON AREA CUSD 11	HOOPESTON	\$62,783	08/21/2014
54-092-0120-26(00)	JAMAICA CUSD 12	SIDELL	\$14,359	08/22/2014
54-092-0760-26(00)	OAKWOOD CUSD 76	OAKWOOD	\$33,734	08/26/2014
54-092-1180-24(00)	DANVILLE CCSD 118	DANVILLE	\$475,376	08/29/2014
55-098-0010-26(00)	ERIE CUSD 1	ERIE	\$19,536	08/13/2014
55-098-1450-04(00)	MONTMORENCY CCSD 145	ROCK FALLS	\$11,361	08/11/2014
56-099-070C-04(00)	LARAWAY CCSD 70C	JOLIET	\$22,570	08/26/2014
56-099-0840-02(00)	ROCKDALE SD 84	ROCKDALE	\$17,095	08/22/2014
56-099-0890-02(00)	FAIRMONT SD 89	LOCKPORT	\$17,582	08/19/2014
56-099-0910-02(00)	LOCKPORT SD 91	LOCKPORT	\$17,869	08/04/2014
56-099-2020-22(00)	PLAINFIELD SD 202	PLAINFIELD	\$166,564	08/11/2014
56-099-2050-17(00)	LOCKPORT TWP HSD 205	LOCKPORT	\$45,436	08/26/2014
56-099-209U-26(00)	WILMINGTON CUSD 209U	WILMINGTON	\$57,986	08/05/2014
56-099-255U-26(00)	REED CUSTER CUSD 255U	BRAIDWOOD	\$62,729	08/01/2014
65-108-9010-80(00)	ILLINOIS ST UNIVERSITY LAB S	NORMAL	\$9,919	08/22/2014
			\$10,125,308	

Program: 2015 - 4999, Other Federal Programs

ILLINOIS STATE BOARD OF EDUCATION
FUNDING AND DISBURSEMENT SERVICES DIVISION
100 NORTH FIRST STREET, SPRINGFIELD, IL 62777

Approved Grants Less Than 1 Million

Thru Date:(08/01/2014-08/31/2014)

<u>RCDT</u>	<u>District Name</u>	<u>City</u>	<u>Budget Amt</u>	<u>Approval Date</u>
05-016-0650-04(PI)	EVANSTON C C SCHOOL DIST 65	EVANSTON	\$10,000	08/11/2014
15-016-2990-25(IB)	CITY OF CHICAGO SD 299	CHICAGO	\$247,050	08/28/2014
48-072-1500-25(IB)	BOARD OF EDUCATION CITY OF	PEORIA	\$5,940	08/27/2014
49-081-0370-02(PI)	EAST MOLINE SD 37	EAST MOLINE	\$9,003	08/01/2014
			<hr/> \$271,993 <hr/>	