

ILLINOIS STATE BOARD OF EDUCATION
100 N. First Street, Springfield, IL

This meeting will also be audio cast on the Internet at: www.isbe.net

March 16, 2015
10:30 a.m.

I. Roll Call/Pledge of Allegiance

- A. Consideration of and Possible Actions on Any Requests for Participation in Meeting by Other Means

II. Public Participation

III. Resolutions & Recognition

- A. Teacher of the Year, Kim Thomas **pp. 3**
- B. Illinois Arts Poster Winner, Julia Zhang **pp. 4**

IV. Presentations & Updates

- A. Student Advisory Council Final Presentation **pp. 5-6**
- B. Student Advisory Council Role Adjustment **pp. 7-9**

V. Lunch & Closed Session

VI. Superintendent's Report - Consent Agenda

- A. *Approval of Minutes
 - 1. Plenary Minutes: February 10, 2016 **pp. 10-16**
- B. *Rules for Initial Review
 - 1. Part 1 (Public Schools Evaluation, Recognition and Supervision) Proposes clarifications as to whom may be assigned to the middle grades and defines the "middle grades" as grades 6 through 8. **pp. 17-35**
 - 2. Part 20 (Standards for Endorsements in Elementary Education) Proposes a change in the effective date for full implementation of elementary education endorsement programs be modified to February 1, 2018 (currently, 2017). Additionally, candidates in existing programs established under Part 26 will have until September 1, 2018, to complete those programs in order to obtain an endorsement by September 1, 2019. **pp. 36-42**
 - 3. Part 26 (Standards for Endorsements in Early Childhood Education and in Elementary Education) Proposes a change in the effective date for full implementation of elementary education endorsement programs be modified to February 1, 2018 (currently, 2017). Additionally, candidates in existing programs established under Part 26 will have until September 1, 2018, to complete those programs in order to obtain an endorsement by September 1, 2019. **pp. 36-142**
 - 4. Part 25 (Educator Licensure) Proposes allowing educator preparation programs to seek national accreditation in addition to being recognized by the State Board, continues to provide institutions the option to only obtain State approval without gaining national accreditation. Other proposals in this rule address requirements for licensure of administrative and supervisory staff in order to alleviate shortages and applicability of testing requirements. **pp. 43-126**

C. *Contracts & Grants Over \$1 Million

1. Breakthrough Technologies Sole Source Contract **pp. 127-129**
2. Renewal of Intergovernmental Agreement with University of Wisconsin-Madison, Wisconsin Center for Educational Research (WCER) for WIDA Consortium for the ACCESS 2.0 and Alternate ACCESS for English Language Learners **pp. 130-132**
3. Renewal of Intergovernmental Agreement with Illinois State University to Administer the Illinois National Board Professional Preparation and Support System **pp. 133-136**
4. USDA Foods Warehousing and Distribution Sole Source Contract with Lanter Distributing, LLC **pp. 137-139**
5. Intergovernmental Agreement with Peoria County ROE #48 for the Illinois Virtual School **pp. 140-14**

D. *Renewal of Lease Agreement for Alzina Building **pp. 143-145**

End of Consent Agenda

- E. Recommendation to Remove Cahokia CUSD 187 from 1A-8 Financial Difficulty Certification pp. 146-160
- F. Review of Annual Financial Profile **pp. 161-376**
- G. Consideration of Approval of the Learning Behavioral Specialist 1 Alternative Licensure Program at Relay Graduate School of Education **pp. 377-1--377-11**
- H. Consideration of Approval of the Elementary Education Alternative Licensure Program at Relay Graduate School of Education **pp. 378-1--377-18**

VII. Discussion Items

- A. District Oversight Update
- B. Legislative Update **pp. 379-383**
- C. Budget Update
- D. Other Items for Discussion

VIII. Announcements & Reports

- A. Superintendent's/Senior Staff Announcements
- B. Chairman's Report
- C. Member Reports

IX. Information Items

- A. ISBE Fiscal & Administrative Monthly Reports (*available online at http://isbe.net/board/fiscal_admin_rep.htm*)

X. Approval of Closed Session Minutes

XI. Adjourn

This meeting will be accessible to persons with disabilities. Persons planning to attend who need special accommodations should contact the Board office no later than the date prior to the meeting. Contact the Superintendent's office at the State Board of Education. Phone: 217-782-2221; TTY/TDD: 217-782-1900; Fax: 217-785-3972.

NOTE: Chairman Meeks may call for a break in the meeting as necessary in order for the Board to go into closed session.

Illinois State Board of Education
RESOLUTION



**Honoring
Kimberly Thomas
March 2016**

WHEREAS, Kimberly (Kim) Thomas began her teaching career in 1993 with the goal of making school an “awesome” experience for kids; and

WHEREAS, Kim Thomas has not only met her goal, she has surpassed it on a daily basis by creating a learning environment that is fun, student centered, and creative; and

WHEREAS, Kim Thomas counts her ability to change students’ minds about math from negative to positive as one of her greatest accomplishments; and

WHEREAS, Kim Thomas’ positive attitude, combined with her enthusiasm and passion for teaching, results in student achievement and success as is evident in increased test scores and her students love of learning; and

WHEREAS, Kim Thomas believes that good teaching begins with building nurturing relationships with her students; and

WHEREAS, Kim Thomas’ belief in the transformative power of education permeates every lesson she teaches, and every learning activity she leads; and

WHEREAS, Kim Thomas was named the **2016 Illinois Teacher of the Year** last October;

THEREFORE, BE IT RESOLVED that the Illinois State Board of Education extends its sincere appreciation and gratitude to **Kim Thomas** for her commitment and dedication to the students of Illinois and the field of Education.

James T. Meeks, Board Chair

Steven R. Gilford, Board Vice-Chair

Curt Bradshaw, Member

Lulu Ford, Member

Melinda A. LaBarre, Member

Craig Lindvahl, Member

John Sanders, Member

Eligio Pimentel, Member

Illinois State Board of Education

RESOLUTION



RECOGNIZING JULIA ZHANG

WHEREAS, Governor Bruce Rauner of the State of Illinois has proclaimed March 14-20, 2016, as ILLINOIS ARTS EDUCATION WEEK, providing opportunities for students to experience the arts, which will influence their lives beyond their formal education, and encouraging all citizens to celebrate the arts with meaningful student activities and programs that demonstrate learning and understanding in the visual and performing arts; and

WHEREAS, Julia Zhang, age 11, a sixth-grader from Highland Middle School, District 70, in Libertyville received first place in a statewide kindergarten through eighth grade poster contest sponsored by the Illinois State Board of Education in cooperation with the Illinois Arts Education Association and the Governor's Office; and

WHEREAS, Julia Zhang has created a delightful and creative painting that includes the four art areas: dance, drama, music, and the visual arts. Her artwork exhibits imagination and thoughtful interpretation of this year's theme; and

WHEREAS, Art Instructor Mrs. Cindi Sartain has nurtured and guided **Julia** in her successes as an art student; and

WHEREAS, Principal Jon Hallmark and Superintendent Dr. Guy Schumacher recognize the value of the arts for all students to assure the development of self-expression, discipline, and a heightened appreciation of beauty and cross-cultural understanding to complete their education.

THEREFORE, BE IT RESOLVED by the ILLINOIS STATE BOARD OF EDUCATION that **Julia Zhang** is hereby recognized on this 16th day of March 2016 for her exceptional talent and effort reflected in her artwork submitted for the "There is Magic in the Arts!" poster contest.

James T. Meeks, Board Chair

Steven R. Gilford, Board Vice Chair

Curt Bradshaw, Member

Lula Ford, Member

Melinda A. LaBarre, Member

Craig Lindvahl, Member

Eligio Pimentel, Member

John W. Sanders, Member

ILLINOIS STATE BOARD OF EDUCATION MEETING
March 16, 2016

TO: Illinois State Board of Education

FROM: Tony Smith Ph.D., State Superintendent of Education 

Agenda Topic: ISBE Student Advisory Council Research Presentation

Materials: None

Staff Contact(s): Haydn Lambert, Kathleen Rock, and Alexander Palacios
ISBE Student Advisory Council Members

Purpose of Agenda Item

The Illinois State Board of Education Student Advisory Council (SAC) requests the Board's consideration in pursuing avenues to increase the level of communication between students and teachers and school leaders.

Relationship to the State Board's Strategic Plan and Implications for the Agency and School Districts

This decision will support the following goals:

Goal 2: Every student will be supported by highly prepared and effective teachers and school leaders.

Goal 3: Every school will offer a safe and healthy learning environment for all students.

Expected Outcome(s) of Agenda Item

It is expected the Board will authorize the State Superintendent to pursue avenues to increase the level of communication between students and teachers and school leaders.

Background Information

This year-long research project began in September at the SAC's first meeting. Since then, the SAC has worked with other state and regional education departments, discussed ideas with our own teachers, and conducted thorough research, for the purpose of informing and shaping our thesis. The SAC thesis for 2015-2016 is as follows: *The ISBE SAC is advocating for the effective integration of the voice of students for the purpose of teacher improvement and for the establishment of a collaborative school community.*

Multiple studies establish that the quality of a teacher is a critical factor in student achievement. In fact, research indicates that it may be the single greatest indicator of how much a student can achieve. While teachers are evaluated regularly in accordance with state law, rarely are students themselves asked to contribute to the process of improving teaching. Not only does increasing student voice promote a better learning environment, it also transforms student-teacher relationships and, according to many studies, promotes greater student achievement gains.

Analysis and Implications for Policy, Budget, Legislative Action, and Communications

Policy Implications: We encourage the Board to adopt a statewide system of encouraging student voice, with the understanding that the implementation will be left up to the discretion of the State Board of Education and the various school districts in the state.

Budget Implications: None anticipated. Costs are minimal.

Legislative Action: None anticipated.

Communication: ISBE will communicate details of the project to school districts through the Weekly Message and other media outlets.

Pros and Cons of Various Actions

Pros: Students experience their teachers' daily instructional behavior in the classroom; therefore, they have an inside view of how their classroom and school system runs. This insight leads to invaluable feedback that will help teachers improve their classrooms so every student can grasp concepts and ideas. This feedback would also benefit administrators and thus the entire school environment. Administrators and teachers who want to perform at the highest level will use this insight to help all the students. Allowing feedback will also help students become active stakeholders in the educational system.

Cons: While student voice is essential, there are drawbacks to some of the potential programs used to facilitate student voice for both students and teachers. By nature, many will take valuable class time to complete. Outside of the time commitment, most of the concerns focus on a student's ability to accurately judge a teacher. Students may lack any knowledge of teaching requirements (curriculum, professional responsibilities) and may tie their perception of their teachers to their grade in a class. Teachers could potentially be affected by the tendency of feedback to be overly negative. Further, the student perception surveys as a means of evaluation could create unnecessary competition between teachers and administrators. However, when student perception is incorporated into teacher improvement without a tie to evaluation, many of these concerns are addressed.

Superintendent's Recommendation

I recommend that the following motion be adopted:

The State Board of Education hereby authorizes the State Superintendent to pursue avenues to increase the level of communication between students and teachers and school leaders.

Next Steps

Upon Board authorization, Agency staff will continue to seek opportunities to collect and consider student feedback, on the state, local, and classroom level.

ILLINOIS STATE BOARD OF EDUCATION MEETING
March 16, 2016

TO: Illinois State Board of Education

FROM: Student Advisory Council

Agenda Topic: Student Advisory Council Role Adjustment

Materials: None

Staff Contact(s): Nicole Marcus, Travis Whitt, ISBE Student Advisory Council Members

Purpose of Agenda Item

The Illinois State Board of Education Student Advisory Council requests the Board's consideration of a readjustment to the role of the Student Advisory Council that increases student voice at the state level. This readjustment would allow members to attend more Board meetings and provide perspective as requested by the Board.

Relationship to the State Board's Strategic Plan and Implications for the Agency and School Districts

This decision will support the ISBE mission of "provide leadership and resources to achieve excellence across all Illinois districts through engaging legislators, school administrators, teachers, students, parents, and other stakeholders in formulating and advocating for policies that enhance education, empower districts, and ensure equitable outcomes for all students" by allowing the student stakeholder group to have a more consistent presence at the state level.

Expected Outcome(s) of Agenda Item

It is expected that the Board will authorize the State Superintendent to readjust the role of the ISBE Student Advisory Council to create more regular interaction with the Council and the Board. The procedure for doing so may look like the following:

Three council members, of diverse school backgrounds, will attend each State Board meeting from September until March. Every council member would have the chance to attend two meetings.

Their duties would be the following:

- To have an understanding of the Board's agenda before the meeting
- To answer Board Member's questions to the best of their ability
- To provide reports on long-term questions asked of the council members at the previous meeting

The council members will not:

- Meet with the Board in closed session
- Voluntarily comment on discussion

The council will continue to create a thesis and research-based presentation over the course of the year. These additional duties will be in supplement to the council's current role. This plan could be adjusted to be more cost-efficient for members to attend only every other meeting or to have more members at each meeting.

Background Information

The Illinois State Board of Education Student Advisory Council currently meets each month in person or via a conference call to create a research-based presentation for the State Board. The Council presents an update in January and gives their final presentation in March. At the 2016 January Board Meeting, the Board asked the council members a broad range of questions regarding counselors and standardized testing. This discussion seemed to be mutually beneficial for the Board and the council. Having a Council presence at more than just two meetings a year would facilitate more conversations like this one. The Council would be able to provide the student perspective on more than just a single major issue each year. This proposal fits naturally with our current research project as we are advocating for feedback at the classroom and district level. The proven benefits of student voice on a local level could be effective on a state level.

Analysis and Implications for Policy, Budget, Legislative Action, and Communications

Policy Implications: We encourage the Board to make it possible for Student Advisory Council members to attend more Board meetings during the year.

Budget Implications: The cost of transportation for students to attend meetings will need to be covered.

Legislative Action: None anticipated.

Communication: ISBE will communicate the new role of the council to Board members and potential future members.

Pros and Cons of Various Actions

Pros: Facilitating communication between the Board and the Student Advisory Council would help the Board make decisions that improve student learning in the classroom. With this proposal, as Board members think of questions, they would be able to immediately address students who are able to provide factual and perceptual information on classroom and school environments.

Cons: Not allowing the Council to have an integrated year-long relationship with the Board prevents the Council from serving its true purpose. The Council is intended to provide a student perspective, but when the council can only present on one issue, they are unable to share a full-bodied perspective. The Board clearly has an interest in understanding how their policies impact students in reality, and not talking directly to students throughout the year limits their ability to do that.

Student Advisory Council's Recommendation

We recommend that the following motion be adopted:

The State Board of Education hereby authorizes the State Superintendent to work with the Agency to allow Student Advisory Council members to attend more Board meetings in an advisory role.

Next Steps

Upon Board authorization, Agency staff will continue to seek opportunities to work with the Student Advisory Council to facilitate their interaction with the Board.



EFFECTIVE INTEGRATION OF STUDENT VOICE INTO SCHOOLS

Illinois State Board of Education Student Advisory Council Final Presentation 2015 - 2016

Presented by Co-Chairs Nicole Marcus and Travis Whitt

MEMBERS OF THE STUDENT ADVISORY COUNCIL

Seetha Aribindi

George Baker

Niquan Dawson

Mackenzie Flynn

Bridget Harris

Christopher Kim

Haydn Lambert

Colleen Madden

Nicole Marcus

Xiao Lin Mei

Sally Nijim


Alex Palacios

Hayley Palmer

Kathleen Rock

Hannah Sunderland

Travis Whitt



“We all need people who will give us feedback. That's how we improve. Unfortunately, there's one group of people who get almost no systematic feedback to help them do their jobs better, and these people have one of the most important jobs in the world. I'm talking about teachers.” – Bill Gates



THESIS

The Illinois State Board of Education Student Advisory Council is advocating for the effective integration of the voice of students for the purpose of teacher improvement and for the establishment of a collaborative school community.

WHY HAVE STUDENT VOICE?

- Measures of Effective Teaching (MET) Project
 - Reliable Source
 - Predict Learning Gains
- Survey of seniors
 - Students match professional study
 - Passion, flexibility, engaging with students

BENEFITS TEACHERS

- Accuracy
 - 95% more so than administrators
- Receptiveness
 - 85% take surveys seriously
- Frequency
 - 6% very often, 31% often

PROPOSALS

Student Voice

```
graph TD; A[Student Voice] --> B[Surveys for teacher feedback]; A --> C[Forums for school environment feedback]; A --> D[ISBE Student Advisory Council role];
```

Surveys for
teacher feedback

Forums for school
environment
feedback

ISBE Student
Advisory Council
role

FEEDBACK SURVEYS

- Statewide
 - 5Essentials
 - Georgia
- Adjustments
 - Given each semester
 - Shorten
 - Focused on teacher practice

Figure 18: Survey Results Summary Sheet (Sample for Grade 7 teacher)

Survey Results Summary										
Question	Number of Valid Responses	Percentage of Ratings				Mean	District Mean	State Mean	Median	Standard Deviation
		Strongly Agree (3 pts)	Agree (2 pts)	Disagree (1 pt)	Strongly Disagree (0 pt)					
My teacher uses different ways to teach and help me learn.	30	3%	50%	47%	0%	2.57	2.2	2.1	3	0.57
My teacher sets high learning standards for the class.	28	0%	25%	68%	7%	2.18	2.3	2.2	2	0.55

FEEDBACK SURVEYS

- Classroom
 - “Instant Student Feedback on Teacher Practices” Pilot Study
 - 40% response rate
- Key elements
 - Anonymity
 - Accessibility
 - Immediacy of responses
 - Flexibility

SCHOOL ENVIRONMENT

- Roundtable/Forums
 - Random students
 - Policy Changes
 - Speak Up In a Box
- Student Board Members/
Student Councils
 - Representation
 - Facilitation
 - Mission



ROLE PROPOSAL

- Student voice on a state level
- Potential changes
 - More consistent interaction
 - Advise on more topics
- Maintain current role



STUDENTS INVESTING IN THEIR EDUCATION

- Student voice
- Healthy competition
 - Engaged student body
- Finding the right balance
 - Cater to all levels of achievement

What defines our moment, right here, right now?



**Illinois State Board of Education Meeting
via video conference
February 10, 2016**

Chicago Location: ISBE Video Conference Room, 14th Floor
100 W. Randolph, Chicago, IL

Springfield Location: ISBE Video Conference, 3rd Floor
100 N. First Street, Springfield, IL

Marion Location: DHFS Video Conference Room, 3419 Professional Park Dr.
Marion, IL

ROLL CALL

Mr. Steven Gilford, Vice Chairman, called the meeting to order at 9:05 a.m. Dr. Smith was in attendance and a quorum was present.

Members Present in Springfield

Ms. Melinda LaBarre
Mr. Craig Lindvahl

Members Present in Chicago

Mr. Steven Gilford, Vice Chairman
Ms. Lula Ford, Secretary
Mr. Curt Bradshaw
Mr. Eligio Pimentel

Member Present in Marion

Mr. John Sanders

**SPRINGFIELD
PARTICIPATION**

Mr. Derek Gilna, a Lincolnshire-Prairieview School District #103 resident, discussed his concerns over the SD 103 QSCB application for construction due to environmental, noise and traffic issues due to the proposed project being in a residential area.

Kristin Humphries, Superintendent from East Moline School District 37 discussed his concerns regarding the current funding formula. He feels that the current proration is devastating to his school district and that using percentages is making school districts lose a significant amount of money per pupil.

**CHICAGO
PARTICIPATION**

Mr. John Moss of Glenbard School District, Ms. Peg Agnos of SCOPE and Karen Valedrez from Ed-Red discussed their support for a new funding formula as well as their concerns about transferring funds from the mandated categorical into the formula.

Dr. Judith Minor, Assistant Superintendent for Teaching and Learning at School District #308 discussed the district's waiver request application for virtual physical education courses for students in grades 11 and 12.

Ms. Stephanie Donovan, Chief Legal Counsel at ISBE, briefly described the process of a waiver application.

**MARION
PARTICIPATION**

Mr. Joshua Stafford, Superintendent of Vienna High School District 1331, discussed the importance of fully funding the General State Aid and he expressed his dissatisfaction with the impact that proration has had on his district.

**PRESENTATIONS
AND UPDATES**

Jonathan VanderBrug, Evan Plummer, Betsy Quinn and Elisa Lieb from Illinois Arts Alliance gave a presentation to the Board regarding the Illinois Arts Learning Standards. Josh Sherer discussed his experience with the arts in school and now as a teacher, he also expressed his concerns about the cuts to arts in schools in Illinois.

**CONSENT
AGENDA**

Ms. Ford moved that the State Board of Education hereby approve the consent agenda as presented with the removal of Part 475. Mr. Pimentel seconded the motion and it passed unanimously with a roll call vote.

The following motions were approved by action taken in the consent agenda motion.

Approval of Minutes

The State Board of Education hereby approves the minutes for the January 6, 2016, Board meeting.

Rules for Initial Review

Part 1 (Public Schools Evaluation, Recognition and Supervision)

This rulemaking proposes two new Sections: Section 1.79 to address the school report card (resulting from P.A. 97-671, effective January 24, 2012, and P.A. 98-648, effective July 1, 2014), and Section 1.700 to require educator licensure for school district, regional office and intermediate service center employees who provide professional development. Additionally, the proposed amendments include updated standards for the fine arts, to take effect in the 2017-18 school year.

The State Board of Education hereby authorizes solicitation of public comment on the proposed amendments for Public Schools Evaluation, Recognition and Supervision (23 Illinois Administrative Code 1), including publication of the proposed amendments in the Illinois Register.

Part 27 (Standards for Endorsements in Specific Teaching Fields)

Part 27 will be amended to incorporate new standards for English as a second language and bilingual education endorsements to which preparation programs must align and candidates must meet. The new standards will take effect September 1, 2018

The State Board of Education hereby authorizes solicitation of public comment on the proposed amendments for Standards for Endorsements in Specific Teaching Fields (23 Illinois Administrative Code 27), including publication of the proposed amendments in the Illinois Register.

Contracts & Grants over \$1 Million

Facilitating Coordination in Agricultural Education Grant

The Division of College and Career Readiness requests the Board to authorize the State Superintendent to enter into a grant agreement for \$7.9 million over a five year grant term (*i.e.*, FY 2017 – 2021) with the successful bidder identified through the competitive grant process for the provision of the Facilitating Coordination in Agricultural Education (FCAE) grant.

The State Board of Education hereby authorizes the State Superintendent to release and award to the successful bidder for the provision of the FCAE grant in an amount not to exceed \$7,900,000 over the term of the five (5) year grant (FY17-21).

Early Childhood Block Grant Prevention Initiative–Training and Technical Assistance: Birth to Three Years Grant

The Division of Early Childhood requests the Board to authorize the State Superintendent to enter into a grant agreement in excess of \$1 million over a five (5) year grant cycle with the successful applicant under Request for Proposals (RFP) for the Prevention Initiative Training and Technical Assistance (T&TA): Birth to Age Three. The amount to be awarded in the initial year of the grant term (FY2017) is \$1,000,000, with amounts in subsequent years (FY 2018 – FY 2021) to be \$1,000,000 each year. The total grant award will not exceed \$5,000,000. The grant will be renewed on an annual basis in years 2-5 of the state grant cycle, subject to sufficient appropriation of funds and satisfactory performance in the preceding grant period.

The State Board of Education hereby authorizes the State Superintendent to release an RFP and award to the successful applicant whereby one entity is expected to receive Early Childhood Block Grant funding for the Prevention Initiative Training and Technical Assistance: Birth to Three project. The maximum amount is not to exceed \$5,000,000 for the five-year grant cycle (FY 2017-2021)

or \$1,000,000 for each fiscal year. The four one-year renewals will be contingent upon a sufficient appropriation and satisfactory performance in each preceding grant period.

Early Childhood Discretionary Grant

The Division of Early Childhood requests the Board to authorize the State Superintendent to enter into grant agreements with current IDEA, Part B, Preschool Discretionary Grant Project recipients for the purpose of assisting school districts, special education cooperatives, and families in improving educational outcomes of young children with disabilities and meeting the IDEA Part B State Performance Plan (SPP) by providing training, technical assistance, materials, and/or special services. Authorization is requested to execute grant agreements in accordance with the attached list of grant recipients.

The State Board of Education hereby authorizes the State Superintendent to enter into separate electronic grant agreements with Southwest Cook Coop Special Education, City of Chicago SD 299, The School Association for Special Education Dupage (SASED), Regional Office of Education #20, Western Illinois University, Regional Office of Education #50, The Illinois Resource Center, Dept. of Human Services (ISD), and Dept. of Human Services (ISVI) in amounts not to exceed a maximum total of \$3,643,245 for the provision of the IDEA, Part B, Preschool Discretionary Grant Projects for the term July 1, 2016 through June 30, 2017.

Intergovernmental Agreement with the Illinois Department of Human Services—Gateways to Opportunity Scholarship Program

The Early Childhood Division requests the Board to authorize the State Superintendent to enter into an Intergovernmental Agreement (IGA) between the Illinois State Board of Education (ISBE) and the Illinois Department of Human Service (DHS) in excess of \$1 million over a five year term. The amount in the initial term (FY17) is \$500,000, with the amounts in subsequent years (FY18-21) at \$500,000. The maximum amount for this Intergovernmental Agreement will not exceed \$2,500,000 over the five year term.

The State Board of Education hereby authorizes the State Superintendent to enter into an Intergovernmental Agreement with Illinois Department of Human services for the Gateways to Opportunity Scholarship Program. The maximum amount is not to exceed \$2,500,000 for the five-year term (FY17-21) for \$500,000 for each fiscal year. The four one-year renewals will be contingent upon sufficient appropriation and satisfactory performance in each preceding term.

I-Star (IEP-Special Education Tracking and Reporting) Contract

The Special Education Services Division requests the Board to authorize the State Superintendent to enter into a contract agreement in excess of \$1 million over a five (5) year contract cycle with the successful bidder under the Request for Sealed Proposals (RFSP) to maintain software for microcomputers allowing special education districts and cooperatives to manage (input, use and transmit to ISBE) data on students with disabilities and special education personnel. The amount to be released and awarded in the initial year of the contract term (fiscal year, or FY, 2017) is \$800,000, with amounts in subsequent years (FY 2018 – FY 2021) at \$800,000-\$900,000. The contract agreement will be renewed on an annual basis in years 2–5, subject to sufficient appropriation of funds and satisfactory performance in the preceding contract period.

The State Board of Education hereby authorizes the State Superintendent to release and award an RFSP whereby one entity is expected to receive a contract award using the Individuals with Disabilities Education Act (IDEA), Part B-Discretionary funding. The maximum amount of the contract will not exceed \$4,200,000 for the five-year term of the contract cycle, fiscal years 2017-2021, at \$800,000-\$900,000. The four one-year renewals will be contingent upon a sufficient appropriation and satisfactory performance in each preceding contract period.

Renewal of Intergovernmental Agreement with ROE #9 for Resource Development in Support of the new Illinois Learning Standards for Math, Science, and Social Studies

The Office of the Deputy Superintendent requests the Board to authorize the State Superintendent to amend and renew the Intergovernmental Agreement (IGA) with Regional Office of Education #9 (ROE 9) Champaign-Ford. This amendment and renewal will support the development of resources for Math, Science, and Social Studies that align to the new Illinois Learning Standards in Fiscal Years 2016 and 2017.

The State Board of Education hereby authorizes the State Superintendent to amend and renew the Intergovernmental Agreement through June 30, 2017, with Regional Office of Education #9 Champaign-Ford to develop resources in Mathematics, Science, and Social Studies. The total Intergovernmental Agreement will not exceed \$1,250,000.

Renewal of Intergovernmental Agreement with Illinois State University for Statewide Implementation of the New Illinois Learning Standards for English, Language Arts, Math Science, and Social Studies

The Office of the Deputy Superintendent requests the Board to authorize the State Superintendent to renew the Intergovernmental Agreement with Illinois State University for \$900,000, which will increase the total amount of the agreement to \$4,500,000. This renewal will support statewide implementation of the new Illinois Learning Standards for English Language Arts, Math, Science, and Social Studies in Fiscal Year 2017.

The State Board of Education hereby authorizes the State Superintendent to renew the Intergovernmental Agreement through June 30, 2017, for an additional \$900,000 with Illinois State University to support the new Illinois Learning Standards for English Language Arts, Math, Science, and Social Studies statewide implementation. The total Intergovernmental Agreement will not exceed \$4,500,000.

Renewal of Intergovernmental Agreement with ROE #9 for Professional Development in Support of the New Illinois Learning Standards for Math and Science

The Office of the Deputy Superintendent requests the Board to authorize the State Superintendent to amend and renew the Intergovernmental Agreement (IGA) with Regional Office of Education #9 (ROE 9) Champaign-Ford to coordinate and support the development of professional development resources and trainings around implementing a curriculum aligned to the new Illinois Learning Standards in Fiscal Year 2016 and 2017s.

The State Board of Education hereby authorizes the State Superintendent to amend and renew the Intergovernmental Agreement through June 30, 2017, with Regional Office of Education #9 Champaign-Ford to coordinate and support the development of professional development resources and trainings aligned to the new Illinois Learning Standards. The total Intergovernmental Agreement will not exceed \$1,455,761.

Special Education Information Technology Support

The Information Technology Division requests the Board to authorize the State Superintendent to release an RFSP and award to the successful offeror/s to acquire the services of four software developers to assist in the development and maintenance of extant and future data systems as they pertain to Special Education related projects. The total award over a six year period will not exceed \$4,560,000.

The State Board of Education hereby authorizes the State Superintendent to release an RFSP and award to the successful offeror/s to procure the services of four software developers to assist in the development and maintenance of extant

and future data systems as they pertain to Special Education related projects. The initial term of each contract will begin July 1, 2016 and extend through June 30, 2017. There will be five possible one-year renewals contingent upon a sufficient appropriation and satisfactory contractor performance in each preceding contract year. The estimated contract total costs, including renewals, will not exceed \$4,560,000.

Grant Agreement for Phillip J. Rock Center

The Special Education Services Division requests the Board to authorize the State Superintendent to enter into a grant agreement for \$1,200,000 million during the current school year. The request is to use Part B IDEA Discretionary carryover funds from FY15 to cover the expenses of the Philip J. Rock Center (PRC), in order to keep it functioning for the remainder of the year until FY16 funding is available. Keeneyville School District #20 is the fiscal agent for PRC, which is a school that serves students who are both auditorily and visually impaired. Services for these students is mandated per the Illinois School Code (105 ILCS 5/14-11.02).

The State Board of Education hereby authorizes the State Superintendent to enter into a Grant Agreement with Keeneyville School District #20 in order to continue funding Philip J. Rock Center with an additional amount of \$1,200,000. The maximum amount of funding for FY16 will be \$3,600,000.

Illinois Multi-Tiered System of Support (MTSS) Network – Part D – State Personnel Development Grant

The Division of Special Education Services requests the Board to authorize the State Superintendent to enter into a grant agreement in excess of \$1 million over a five (5) year grant cycle with the successful bidder under the Request for Proposals (RFP) for the Illinois MTSS Network. The amount to be released and awarded in the initial year of the grant term (fiscal year, or FY, 2016) is \$1,547,532, with amounts in subsequent years (FY 2017 – FY 2020) at \$1,746,358. The grant agreement will be renewed on an annual basis in years 2–5, subject to sufficient appropriation of funds and satisfactory performance in the preceding grant period.

The State Board of Education hereby authorizes the State Superintendent to release and award an RFP whereby one entity is expected to receive a federal grant award under the Part D – State Personnel Development Grant for the implementation of the Multi-Tiered System of Support. The maximum amount of the grant will not exceed \$8,532,964 for the five-year term of the grant cycle, fiscal years 2016-2020. The four one-year renewals will be contingent upon a sufficient appropriation and satisfactory performance in each preceding grant period.

Fiscal Year 2016 Appropriation Transfer from Special Education Personnel to Special Education Transportation

The purpose of this agenda item is to approve reclassifications of selected Fiscal Year 2016 Mandated Categorical Line Items by redistributing a portion of the Fiscal Year 2016 appropriation allocated to Special Education Personnel to Special Education Transportation. This action would reallocate funding from the Special Education Personnel program which would be lapsed to the Special Education Transportation program and improve the current proration for Fiscal Year 2016.

The State Board of Education hereby authorizes the State Superintendent to reallocate \$2,285,400 from the Fiscal Year 2016 appropriation for Special Education Personnel reimbursement to the appropriation for Special Education Transportation reimbursement as shown in Exhibit A.

Qualified School Construction Bond(s)

The purpose of this agenda item is to present and discuss the Superintendent's recommendation for awards of Qualified School Construction Bond (QSCB) Authorizations.

Pursuant to the provisions of Section 1521(a) of the American Recovery and Reinvestment Act of 2009, the State Board of Education authorizes that ISBE approve the 2009 and 2010 allocation of QSCB authority to the respective districts as listed below.

County	District Name
Cook	Chicago Heights SD 170
Lake	Waukegan CUSD 60
Cook	Lincoln ESD 156
Cook	Community Consolidated SD 168
Lake	Round Lake Area Schools 116
Kane	Aurora East SD 131
Cook	Park Forest SD 163
Cook	Sandridge SD 172
Cook	Burnham SD 154-5
Cook	Lansing Elem SD 158
Cook	Cicero SD 99
Cook	Hoover-Schrum Memorial SD 157
Marion	Sandoval CUSD 501
Cook	Posen-Robbins SD 143.5
Winnebago	Rockford PSD 205
Vermilion	Danville CCSD 118
Cook	Country Club Hills ESD 160
Kankakee	Kankakee SD 111
Champaign	Rantoul Twp. HSD 193
Cook	JS Morton HSD 201
Cook	Argo CHSD 217
Cook	Bremen Twp. HSD 228
Cook	W Harvey-Dixmoor PSD 147
Dupage	Marquardt SD 15
Champaign	Rantoul City Schools 137
Cook	Bloom Twp. HSD 206
La Salle	La Salle ESD 122
La Salle	Streator ESD 44
Kane	Aurora West Unit School District 129

Financial Audit Report

The Internal Audit division requests the Board accept the Office of the Auditor General's Illinois State Board of Education Financial Audit for the Year Ended June 30, 2015.

2016 SPRING WAIVER REPORT

The State Board of Education hereby accepts the Office of the Auditor General's Illinois State Board of Education Financial Audit for the Year Ended June 30, 2015.

END OF THE CONSENT AGENDA

The Spring Waiver report includes requests from school districts for waivers modifications to the School Code. The Board has the opportunity to review the waivers and modifications and make a recommendation to the General Assembly. There was discussion regarding the procedure of these recommendations.

Mr. Pimentel moved that the State Board of Education hereby forwards the following waiver request to the General Assembly with a recommendation for legislative disapproval:

The request from Paxton-Buckley-Loda CUSD 10 (WM100-6213), allowing the district to be given additional time to complete two "urgent" items on the required Ten Year Health/Life Safety Survey Report for the Eastlawn Elementary school building. The request conflicts with the State Board's goal that every school offer a safe and healthy learning environment for all students.

**SUNSET RIDGE
DISTRICT 29
WAIVER OF 23
ILL. ADMIN.
CODE
1.420(H)(3)**

Mr. Pimentel further moved that the State Board of Education hereby forwards the remaining 82 waiver requests summarized in the Spring 2016 Waiver Report to the General Assembly without comment.

Mr. Lindvahl seconded the motion and it passed unanimously.

Ms. Reyna Hernandez, ISBE, explained the Sunset Ridge District 29's waiver request to waive 23 Ill. Admin. Code 1.420(h)(3) (Kindergarten Individual Development Survey (KIDS) requirements) and to consider whether the Board should approve or disapprove the request.. There was discussion amongst the Board.

**DISTRICT
OVERSIGHT**

Mr. Bradshaw moved that the State Board of Education hereby denies the request submitted by Sunset Ridge District 29 (WM200-6211) to waive the rules for administration of the KIDS assessment (23 Ill. Adm. Code 1.420(h)(3)), because such request does not demonstrate that it more effectively meets the intent of the rule to provide critical baseline information on students in kindergarten, identifying their needs, and tracking their progress in the early years of school.

Ms. LaBarre seconded the motion and it passed unanimously.

**LEGISLATIVE
UPDATE**

Robert Wolfe, Chief Financial Officer at ISBE, informed the Board that East St. Louis School District 189 has come to agreements with the local bargaining unit. The district is working on revisions to their financial plan with the bargaining unit. Mr. Wolfe also provided updates on the North Chicago School District 187 financial oversight. He informed the Board of an application from LEARN Charter School to request opening of a second charter school within the district with an enrollment of 500 students. This application was denied.

**ANNOUNCEMENTS
AND REPORTS**

Amanda Elliot and Sarah Hartwick updated the Board on the Spring legislative session and explained the different deadlines in the legislature. They discussed the major legislative proposals that are being developed and suggested that Board members encourage superintendents in their areas to talk to their legislators regarding the legislation being introduced on behalf of the Board.

Superintendent Smith congratulated Mr. Jason Helfer, on his recent promotion to Deputy Superintendent of Learning.

**INFORMATION
ITEMS**

ISBE Fiscal & Administrative Monthly Reports (*available online at http://isbe.net/board/fiscal_admin_rep.htm*)

**MOTION FOR
ADJOURNMENT**

Mr. Sanders moved that the meeting be adjourned. Ms. Ford seconded the motion and it passed with a unanimous voice vote. The meeting adjourned at 11:27 a.m.

Respectfully Submitted,

Melinda LaBarre
Board Secretary

Mr. James T. Meeks
Chairman

ILLINOIS STATE BOARD OF EDUCATION MEETING
March 16, 2016

TO: Illinois State Board of Education

FROM: Tony Smith, Ph.D., State Superintendent of Education *AS*
Stephanie Donovan, General Counsel *SD*
Jason Helfer, Deputy Superintendent, Teaching and Learning *JH*

Agenda Topic: Part 1 (Public Schools Evaluation, Recognition and Supervision)

Materials: Recommended Rules

Purpose of Agenda Item

The purpose of the agenda item is to present the proposed amendments for the Board's initial review.

Relationship to/Implications for the State Board's Strategic Plan

The proposed amendments address two of the Board's Strategic Goals (student achievement and highly prepared and effective educators), as explained under "Background" below.

Expected Outcome of Agenda Item

The Board will be asked to adopt a motion authorizing solicitation of public comment on the proposed amendments.

Background Information

Part 1 is the agency's general set of rules that govern the State Board's required supervision and evaluation of public school districts' compliance with law, rules and policy. The rules also establish a process for identifying the recognition status awarded to a school district and its schools based on the extent of its compliance; that is, fully recognized, recognized pending further review, on probation or nonrecognized. The Part informs school districts of the requirements that apply in specific areas of operations and programming, such as school governance, instructional programs, health and safety, staff qualifications and academic standards. This rulemaking proposes modifications to the grade spans covered by the middle grades endorsement in Section 1.720.

At the middle grades (currently grades 5 through 8), teachers in departmentalized settings (i.e., teaching assignments are content-specific) are required to hold a middle grades endorsement or meet the predecessor requirements stipulated in the rule (see Section 1.720). Teachers in self-contained elementary classrooms may teach grades 5 through 8 with the elementary education endorsement of kindergarten through grade 9, or up to grade 6 with the new elementary education endorsement. While departmentalized middle schools often are comprised of grades 6 through 8, some school districts provide modified departmentalized instruction in grade 5. For instance, one teacher will provide instruction in English and social science, while another teaches math and science. In these circumstances, school districts are having difficulty finding a sufficient number of teachers with the middle grade endorsement for grade 5. For this reason, staff propose that a middle grades endorsement not be required in order for someone to teach either departmentalized or self-contained grade 5. The middle grades endorsement will be required for anyone teaching in departmentalized grade 6 who does not hold an elementary education endorsement or, beginning February 1, 2018, for anyone who

teaches in grades 7 and 8, regardless of whether the setting is self-contained or departmentalized.

Appendix A in Part 1 also is being modified to allow individuals holding an educator license with stipulations endorsed for career and technical educator to teach coursework in their skill area in grades 7 through 12 (currently, grades 11 and 12). The change will help address a shortage of qualified career and technical education staff for middle school and early high school.

Analysis and Implications for Policy, Budget, Legislative Action and Communications

Policy Implications: None.

Budget Implications: None.

Legislative Action: None.

Communication: Please see “Next Steps” below.

Pros and Cons of Various Actions

The proposed changes incorporate agency policy and practices, as is required under the Illinois Administrative Procedure Act (IAPA).

Not proceeding with the rulemaking will cause the agency's rules to be in conflict with certain provisions of the IAPA, which requires that the policies of state agencies be set forth in administrative rules.

Superintendent’s Recommendation

The State Superintendent recommends that the State Board of Education adopt the following motion:

The State Board of Education hereby authorizes solicitation of public comment on the proposed rulemaking for:

Public Schools Evaluation, Recognition and Supervision (23 Illinois Administrative Code 1),

including publication of the proposed amendments in the Illinois Register.

Next Steps

With the Board’s authorization, staff will submit the proposed amendments to the Administrative Code Division for publication in the Illinois Register to elicit public comment. Additional means, such as the *Superintendent’s Weekly Message* and the agency’s website, will be used to inform interested parties of the opportunity to comment on this rulemaking.

ILLINOIS REGISTER

STATE BOARD OF EDUCATION

NOTICE OF PROPOSED AMENDMENTS

TITLE 23: EDUCATION AND CULTURAL RESOURCES

SUBTITLE A: EDUCATION

CHAPTER I: STATE BOARD OF EDUCATION

SUBCHAPTER a: PUBLIC SCHOOL RECOGNITION

PART 1

PUBLIC SCHOOLS EVALUATION, RECOGNITION AND SUPERVISION

SUBPART A: RECOGNITION REQUIREMENTS

Section

- 1.10 Public School Accountability Framework
- 1.20 Operational Requirements
- 1.30 State Assessment
- 1.40 Adequate Yearly Progress
- 1.50 Calculation of Participation Rate
- 1.60 Subgroups of Students; Inclusion of Relevant Scores
- 1.70 Additional Indicators for Adequate Yearly Progress
- 1.75 Student Information System
- 1.77 Educator Licensure Information System (ELIS)
- 1.80 Academic Early Warning and Watch Status
- 1.85 School and District Improvement Plans; Restructuring Plans
- 1.88 Additional Accountability Requirements for Districts Serving Students of Limited English Proficiency under Title III
- 1.90 System of Rewards and Recognition – The Illinois Honor Roll
- 1.95 Appeals Procedure
- 1.97 Survey of Learning Conditions
- 1.100 Waiver and Modification of State Board Rules and School Code Mandates
- 1.110 Appeal Process under Section 22-60 of the School Code

SUBPART B: SCHOOL GOVERNANCE

Section

- 1.210 Approval of Providers of Training for School Board Members under Section 10-16a of the School Code
- 1.220 Duties of Superintendent (Repealed)
- 1.230 Board of Education and the School Code (Repealed)
- 1.240 Equal Opportunities for all Students
- 1.242 Temporary Exclusion for Failure to Meet Minimum Academic or Attendance Standards
- 1.245 Waiver of School Fees

ILLINOIS REGISTER

STATE BOARD OF EDUCATION

NOTICE OF PROPOSED AMENDMENTS

- 1.250 District to Comply with 23 Ill. Adm. Code 180 (Repealed)
- 1.260 Commemorative Holidays to be Observed by Public Schools (Repealed)
- 1.270 Book and Material Selection (Repealed)
- 1.280 Discipline
- 1.285 Requirements for the Use of Isolated Time Out and Physical Restraint
- 1.290 Absenteeism and Truancy Policies

SUBPART C: SCHOOL DISTRICT ADMINISTRATION

Section

- 1.310 Administrative Qualifications and Responsibilities
- 1.320 Evaluation of Licensed Educators
- 1.330 Toxic Materials Training

SUBPART D: THE INSTRUCTIONAL PROGRAM

Section

- 1.410 Determination of the Instructional Program
- 1.420 Basic Standards
- 1.422 Electronic Learning (E-Learning) Days Pilot Program
- 1.425 Additional Criteria for Physical Education
- 1.430 Additional Criteria for Elementary Schools
- 1.440 Additional Criteria for High Schools
- 1.442 State Seal of Biliteracy
- 1.445 Required Course Substitute
- 1.450 Special Programs (Repealed)
- 1.460 Credit Earned Through Proficiency Examinations
- 1.462 Uniform Annual Consumer Education Proficiency Test (Repealed)
- 1.465 Ethnic School Foreign Language Credit and Program Approval
- 1.470 Adult and Continuing Education
- 1.480 Correctional Institution Educational Programs

SUBPART E: SUPPORT SERVICES

Section

- 1.510 Transportation
- 1.515 Training of School Bus Driver Instructors
- 1.520 Home and Hospital Instruction
- 1.530 Health Services
- 1.540 Undesignated Epinephrine Auto-injectors

ILLINOIS REGISTER

STATE BOARD OF EDUCATION

NOTICE OF PROPOSED AMENDMENTS

SUBPART F: STAFF LICENSURE REQUIREMENTS

Section

- 1.610 Personnel Required to be Qualified
- 1.620 Accreditation of Staff (Repealed)
- 1.630 Paraprofessionals; Other Unlicensed Personnel
- 1.640 Requirements for Different Certificates (Repealed)
- 1.650 Transcripts of Credits
- 1.660 Records of Professional Personnel

SUBPART G: STAFF QUALIFICATIONS

Section

- 1.705 Requirements for Supervisory and Administrative Staff
 - 1.710 Requirements for Elementary Teachers
 - 1.720 Requirements for Teachers of Middle Grades
 - 1.730 Minimum Requirements for Secondary Teachers and Specified Subject Area Teachers in Grades 6 and Above through June 30, 2004
 - 1.735 Requirements to Take Effect from July 1, 1991, through June 30, 2004
 - 1.736 Requirements to Take Effect from July 1, 1994, through June 30, 2004
 - 1.737 Minimum Requirements for the Assignment of Teachers in Grades 9 through 12 Beginning July 1, 2004
 - 1.740 Standards for Reading through June 30, 2004
 - 1.745 Requirements for Reading Teachers and Reading Specialists at all Levels as of July 1, 2004
 - 1.750 Standards for Media Services through June 30, 2004
 - 1.755 Requirements for Library Information Specialists Beginning July 1, 2004
 - 1.760 Standards for School Support Personnel Services
 - 1.762 Supervision of Speech-Language Pathology Assistants
 - 1.770 Standards for Special Education Personnel
 - 1.780 Standards for Teachers in Bilingual Education Programs
 - 1.781 Requirements for Bilingual Education Teachers in Prekindergarten, Kindergarten and any of Grades 1-12
 - 1.782 Requirements for Teachers of English as a Second Language in Prekindergarten, Kindergarten and any of Grades 1-12
 - 1.783 Requirements for Administrators of Bilingual Education Programs
 - 1.790 Substitute Teacher
-
- 1.APPENDIX A Professional Staff Educator Licensure
 - 1.APPENDIX B Certification Quick Reference Chart (Repealed)
 - 1.APPENDIX C Glossary of Terms (Repealed)

ILLINOIS REGISTER

STATE BOARD OF EDUCATION

NOTICE OF PROPOSED AMENDMENTS

- 1.APPENDIX D State Goals for Learning
- 1.APPENDIX E Evaluation Criteria – Student Performance and School Improvement Determination (Repealed)
- 1.APPENDIX F Criteria for Determination – Student Performance and School Improvement (Repealed)
- 1.APPENDIX G Criteria for Determination – State Assessment (Repealed)

AUTHORITY: Implementing Sections 2-3.25, 2-3.25g, 2-3.44, 2-3.96, 2-3.157, 10-17a, 10-20.14, 10-22.43a, 14C-8, 21B-5, 22-60, 26-13, 27-3.5, 27-12.1, 27-13.1, 27-20.3, 27-20.4, 27-20.5, 27-22, 27-23.3 and 27-23.8 and authorized by Section 2-3.6 of the School Code [105 ILCS 5/2-3.25, 2-3.25g, 2-3.44, 2-3.96, 2-3.157, 10-17a, 10-20.14, 10-22.43a, 14C-8, 21B-5, 22-60, 26-13, 27-3.5, 27-12.1, 27-13.1, 27-20.3, 27-20.4, 27-20.5, 27-22, 27-23.3, 27-23.8 and 2-3.6].

SOURCE: Adopted September 21, 1977; codified at 7 Ill. Reg. 16022; amended at 9 Ill. Reg. 8608, effective May 28, 1985; amended at 9 Ill. Reg. 17766, effective November 5, 1985; emergency amendment at 10 Ill. Reg. 14314, effective August 18, 1986, for a maximum of 150 days; amended at 11 Ill. Reg. 3073, effective February 2, 1987; amended at 12 Ill. Reg. 4800, effective February 26, 1988; amended at 14 Ill. Reg. 12457, effective July 24, 1990; amended at 15 Ill. Reg. 2692, effective February 1, 1991; amended at 16 Ill. Reg. 18010, effective November 17, 1992; expedited correction at 17 Ill. Reg. 3553, effective November 17, 1992; amended at 18 Ill. Reg. 1171, effective January 10, 1994; emergency amendment at 19 Ill. Reg. 5137, effective March 17, 1995, for a maximum of 150 days; amended at 19 Ill. Reg. 6530, effective May 1, 1995; amended at 19 Ill. Reg. 11813, effective August 4, 1995; amended at 20 Ill. Reg. 6255, effective April 17, 1996; amended at 20 Ill. Reg. 15290, effective November 18, 1996; amended at 22 Ill. Reg. 22233, effective December 8, 1998; emergency amendment at 24 Ill. Reg. 6111, effective March 21, 2000, for a maximum of 150 days; amended at 24 Ill. Reg. 12985, effective August 14, 2000; amended at 25 Ill. Reg. 8159, effective June 21, 2001; amended at 25 Ill. Reg. 16073, effective November 28, 2001; amended at 26 Ill. Reg. 1157, effective January 16, 2002; amended at 26 Ill. Reg. 16160, effective October 21, 2002; amended at 28 Ill. Reg. 8486, effective June 1, 2004; emergency amendment at 28 Ill. Reg. 13637, effective September 27, 2004, for a maximum of 150 days; amended at 29 Ill. Reg. 1891, effective January 24, 2005; amended at 29 Ill. Reg. 11811, effective July 13, 2005; amended at 29 Ill. Reg. 12351, effective July 28, 2005; amended at 29 Ill. Reg. 15789, effective October 3, 2005; amended at 29 Ill. Reg. 19891, effective November 23, 2005; amended at 30 Ill. Reg. 8480, effective April 21, 2006; amended at 30 Ill. Reg. 16338, effective September 26, 2006; amended at 30 Ill. Reg. 17416, effective October 23, 2006; amended at 31 Ill. Reg. 5116, effective March 16, 2007; amended at 31 Ill. Reg. 7135, effective April 25, 2007; amended at 31 Ill. Reg. 9897, effective June 26, 2007; amended at 32 Ill. Reg. 10229, effective June 30, 2008; amended at 33 Ill. Reg. 5448, effective March 24, 2009; amended at 33 Ill. Reg. 15193, effective October 20, 2009; amended at 34 Ill. Reg. 2959, effective February 18, 2010; emergency amendment at 34 Ill. Reg. 9533, effective June 24, 2010, for a maximum of 150 days; amended at 34 Ill. Reg. 17411, effective

ILLINOIS REGISTER

STATE BOARD OF EDUCATION

NOTICE OF PROPOSED AMENDMENTS

October 28, 2010; amended at 35 Ill. Reg. 1056, effective January 3, 2011; amended at 35 Ill. Reg. 2230, effective January 20, 2011; amended at 35 Ill. Reg. 12328, effective July 6, 2011; amended at 35 Ill. Reg. 16743, effective September 29, 2011; amended at 36 Ill. Reg. 5580, effective March 20, 2012; amended at 36 Ill. Reg. 8303, effective May 21, 2012; amended at 38 Ill. Reg. 6127, effective February 27, 2014; amended at 38 Ill. Reg. 11203, effective May 6, 2014; amended at 39 Ill. Reg. 2773, effective February 9, 2015; emergency amendment at 39 Ill. Reg. 12369, effective August 20, 2015, for a maximum of 150 days; amended at 39 Ill. Reg. 13411, effective September 24, 2015; amended at 40 Ill. Reg. 1900, effective January 6, 2016; amended at 40 Ill. Reg. 2990, effective January 27, 2016; amended at 40 Ill. Reg. _____, effective March 2, 2016; amended at 40 Ill. Reg. _____, effective _____.

SUBPART G: STAFF QUALIFICATIONS

Section 1.720 Requirements for Teachers of Middle Grades

The provisions of subsections (a), ~~and (b)~~ **and (d)** shall be subject to the exception stated in subsection ~~(e)(e)~~ with respect to any school in which the instructional format for any of grades ~~5~~ **6** through 8 is being changed from a self-contained to a departmentalized configuration. Additional requirements shall apply to middle-grades assignments and endorsements beginning February 1, 2012 (see subsection ~~(d)(f)~~).

- a) The requirements of this Section apply to teachers first employed after September 1, 1973, in departmentalized grades ~~5-6~~ through 8 ("middle-grade teachers"). Teachers first employed in grades ~~5-6~~ through 8 prior to September 1, 1973, or employed in non-departmentalized grades ~~5-6~~ through 8 **and who hold a kindergarten-through-grade-9 elementary education endorsement issued by September 1, 2019**, are subject to the requirements of Section 1.710.
- b) **Until February 1, 2018, to** ~~To~~ qualify as a middle-grade teacher, the teacher must have ~~either~~ completed **either** the coursework identified in subsection ~~(a)(1)(b)(1)~~ prior to July 1, 1997 or completed the coursework identified in subsection ~~(a)(2)(b)(2)~~. The "major teaching assignment" is the subject taught for more time than any other subject. In mathematics and reading and for library information specialists, specific coursework must be included among the 18 semester hours to be earned; see subsections ~~(a)(3)(b)(3)~~, (4) and (5).
 - 1) 18 semester hours in the content area of major teaching assignment (e.g., language arts, mathematics, general science, social science, music), unless the subject taught is a foreign language and Section 25.100 of the State Board's rules for Educator Licensure (23 Ill. Adm. Code 25) applies.

ILLINOIS REGISTER

STATE BOARD OF EDUCATION

NOTICE OF PROPOSED AMENDMENTS

When a teacher is assigned to deliver instruction in two or more areas (e.g., English and social science or mathematics and science), the teacher shall meet the requirements of this subsection ~~(a)(1)(b)(1)~~ for the major teaching assignment and have no fewer than 5 semester hours in each other subject taught.

- 2) 18 semester hours in the content area of major teaching assignment (e.g., language arts, mathematics, general science, social science, music), unless the subject taught is a foreign language and Section 25.100 of the State Board's rules for Educator Licensure applies. When a middle-grade teacher is assigned to deliver instruction in two or more areas (e.g., English and social science or mathematics and science), the teacher shall meet the requirements of this subsection ~~(a)(2)(b)(2)~~ for the major teaching assignment and have no fewer than ~~9-6~~ semester hours in each other subject taught. In addition:
 - A) 3 semester hours of coursework, approved by the college of education or other institutional unit governing teacher education, that includes middle-grade philosophy, middle-grade curriculum and instruction, and instructional methods for designing and teaching developmentally appropriate programs (i.e., addressing the cognitive, emotional and physical development of each child) in the middle grades, including content area (e.g., science, social sciences) reading instruction.
 - B) 3 semester hours of coursework, approved by the college of education or other institutional unit governing teacher education, that includes educational psychology focusing on the developmental characteristics of early adolescents, the nature and needs of early adolescents, and the role of the middle-grade teacher in assessment, coordination and referral of students to health and social services.

3) Mathematics

For teachers of mathematics in grades ~~5-6~~ through 8 first employed on or after September 1, 1985, the required 18 semester hours in the field shall include 3 semester hours in the methods of teaching mathematics in those grades and 15 semester hours to be selected from four of the following areas:

ILLINOIS REGISTER

STATE BOARD OF EDUCATION

NOTICE OF PROPOSED AMENDMENTS

- A) Math content courses for elementary teachers;
- B) Calculus;
- C) Modern algebra or number theory;
- D) Geometry;
- E) Computer science;
- F) Probability and statistics; and
- G) History of mathematics.

4) Reading

For major assignments in reading in any of departmentalized grades ~~5-6~~ through 8:

- A) persons first employed on or after September 1, 1978 but before July 1, 2004 are required to have completed the 18 semester hours described in Section 1.740;
- B) persons first employed on or after July 1, 2004 shall be required to have completed either the 18 semester hours described in Section 1.740 or 18 semester hours in the field that include a practicum and address at least five of the six topics listed at 23 Ill. Adm. Code ~~25.100(i)~~25.100(g), provided that:
 - i) the individual completes all the required coursework on or before June 30, 2006; or
 - ii) the individual applies for the reading endorsement on or before June 30, 2006 and completes any coursework identified on a related deficiency statement no later than one year after the date of that statement; and
- C) new requirements for an endorsement in this field apply to persons who have not met the requirements of either subsection ~~(a)(4)(A)~~(b)(4)(A) or (B); see also 23 Ill. Adm. Code ~~25.100(i)~~25.100(g) and Section 1.745.

ILLINOIS REGISTER

STATE BOARD OF EDUCATION

NOTICE OF PROPOSED AMENDMENTS

5) Library Information Specialist

Persons first employed on or after September 1, 1978 as media professionals or library information specialists serving any of grades ~~5-6~~ through 8 are required to have completed 18 semester hours in the field that address administration, organization (cataloging and classification), reference, and selection of materials, provided that the individual completes all the required coursework on or before June 30, 2006, or has applied for the endorsement on or before June 30, 2006, and completes any coursework identified on a related deficiency statement no later than one year after the date of that statement. New requirements for an endorsement in this field apply to persons who have not qualified on the basis of 18 semester hours; see also 23 Ill. Adm. Code 25.100 and Section 1.755. The provisions of subsection ~~(a)(2)(b)(2)~~ notwithstanding, no individual who has completed only 9 semester hours in the field may serve in this capacity.

~~b)c)~~ On or after February 1, 2018, any individual first assigned to teach in grades 7 or 8, whether departmentalized or self-contained, or in departmentalized grade 6 shall meet the requirements of 23 Ill. Adm. Code 25.99 (Endorsement for the Middle Grades (Grades 6-8)) for the major teaching assignment and have no fewer than 6 semester hours in each other subject taught, subject to the exception stated in subsection (a) for assignment in self-contained grades 6 through 8.

d) No individual may be assigned to teach in departmentalized grades ~~5-6~~ through 8 unless he or she holds a professional educator license that is endorsed and valid for the grade level or levels to be taught and:

- 1) holds a middle-grades endorsement applicable to the content area; or
- 2) meets the relevant requirements of this Section; or
- 3) met the requirements of this Section or their predecessor requirements at a time when they were applicable, as confirmed by the employing district's verification of the individual's qualifications; or
- 4) is assigned pursuant to Section 1.745(b)(3) or 1.755(c); or
- 5) ~~beginning no later than February 1, 2018, meets the requirements of 23 Ill. Adm. Code 25.99 (Endorsement for the Middle Grades (Grades 5-8))~~has

ILLINOIS REGISTER

STATE BOARD OF EDUCATION

NOTICE OF PROPOSED AMENDMENTS

received an elementary endorsement issued pursuant to 23 Ill. Adm. Code 25.97 (Endorsement for Elementary Education (Grades 1 through 6)) and has met the relevant requirements of subsection (b) of this Section on or before January 31, 2018.

~~e)e~~ A school district may also assign certain other teachers to departmentalized positions in any of grades ~~5-6~~ through 8 for the 2009-10 school year and thereafter as described in this subsection ~~(e)(e)~~. The provisions of this subsection (e) are no longer applicable starting February 1, 2018; however, any teachers assigned to departmentalized positions in grades 6 through 8 under the provisions of this subsection (e) before that date shall not be affected.

- 1) A teacher who was employed in the district during the school year immediately preceding the year when the instructional format in that teacher's school is changed to a departmentalized configuration and who was appropriately licensed for his or her position but does not meet the requirements of subsection (b) ~~or (c)~~ may be assigned to a departmentalized position in any of grades ~~5-6~~ through 8 ~~(or any of grades 6 through 8 for the holder of a secondary endorsement)~~ for a period not to exceed three school years, provided that he or she has already completed at least 9 semester hours of coursework in the content area of the major teaching assignment. If specific coursework is required for the major teaching assignment under subsection ~~(a)(b)~~, the teacher shall have completed 9 semester hours that will count toward an endorsement in that content area.
- 2) The school district shall notify the responsible regional superintendent of schools of all assignments made pursuant to this subsection ~~(e)(e)~~ no more than 30 days after they occur. Further, the school district shall maintain on file for each teacher assigned in accordance with this subsection ~~(e)(e)~~ a plan that:
 - A) includes a statement of intent signed by the individual, stipulating that he or she will complete all requirements for the middle-grades endorsement in the content area of his or her major teaching assignment;
 - B) provides a list of the coursework and experiences that the individual will complete in order to qualify; and

ILLINOIS REGISTER

STATE BOARD OF EDUCATION

NOTICE OF PROPOSED AMENDMENTS

- C) identifies the institution of higher education where the individual will complete the requirements.
- 3) No individual may be assigned for more than three school years without attaining the relevant endorsement, and no individual may be assigned for a third school year unless he or she has completed the six semester hours required under subsection ~~(a)(2)(b)(2)~~.
- 4) If an individual is assigned to deliver instruction in two or more content areas, he or she shall have completed no fewer than 9 semester hours in each content area. If subsection ~~(a)(b)~~ requires specific coursework for any of the content areas taught, the teacher shall have completed 9 semester hours that will count toward an endorsement in that content area.

~~(d)(f)~~ New Requirements Applicable in 2012
All coursework that forms part of an application for a middle-grades endorsement received on or after February 1, 2012 or that is used in determining the eligibility of an individual to be first assigned to teach a particular subject in the middle grades on or after that date, must have been passed with a grade no lower than "C" or equivalent in order to be counted towards fulfillment of the applicable requirements.

(Source: Amended at 40 Ill. Reg. _____, effective _____)

Section 1.APPENDIX A Professional Staff Educator Licensure

Types of Licenses and Endorsements

The following list identifies the educator licenses that, if properly registered and renewed, are valid for teaching, administering or performing the specified service in Illinois public schools and the endorsements that are available on each of those licenses.

Type of Endorsement*	Grade Level Valid For	Certificate Previously Issued	Years Valid	School Code or Ill. Adm. Code
Professional Educator License				
Elementary (No longer issued after August 31,	K-9	03	5	21B-20; 21B-25

ILLINOIS REGISTER

STATE BOARD OF EDUCATION

NOTICE OF PROPOSED AMENDMENTS

Type of Endorsement*	Grade Level Valid For	Certificate Previously Issued	Years Valid	School Code or Ill. Adm. Code
2018)				
Elementary (Beginning September 1, 2017 2018)	1-6	03	5	21B-20; 21B-25; 23 Ill. Adm. Code 25.97 (Endorsement for Elementary Education (Grades 1 through 6))
Elementary with National Board of Professional Teaching Standards (NBPTS) Master Teacher Designation	K-9 or 1-6	03	For the validity period of the NBPTS certification	21B-20; 21B-25; 21B-65
Early Childhood (No longer issued after August 31, 2020)	Generally Birth-Grade 3 (as endorsed)	04	5	21B-20; 21B-25
Early Childhood (Beginning September 1, 2017)	Generally Birth-Grade 2 (as endorsed)	04	5	21B-20; 21B-25; 23 Ill. Adm. Code 25.96 (Endorsement for Early Childhood Education (Birth through Grade 2))
Early Childhood with NBPTS Designation	Generally Birth-Grade 3 (as endorsed)	04	For the validity period of the NBPTS certification	21B-20; 21B-25; 21B-65
Middle School (No longer issued after January 31, 2018)	5-8	None	5	21B-20; 21B-25; 23 Ill. Adm. Code 1.720 (Requirements for Teachers of Middle Grades)
Middle Grades	5-8	None	5	21B-20; 21B-25; 23

ILLINOIS REGISTER

STATE BOARD OF EDUCATION

NOTICE OF PROPOSED AMENDMENTS

Type of Endorsement*	Grade Level Valid For	Certificate Previously Issued	Years Valid	School Code or Ill. Adm. Code
(Beginning February 1, 2018)				Ill. Adm. Code 25.99 (Endorsement for the Middle Grades (Grades 5 through 8))
Secondary	6-12	09	5	21B-20; 21B-25
Secondary with NBPTS Designation	6-12	09	For the validity period of the NBPTS certification	21B-20; 21B-25; 21B-65
Special K-12	K-12 Field Endorsed	10	5	21B-20; 21B-25
Special K-12 with NBPTS Designation	K-12 Field Endorsed	10	For the validity period of the NBPTS certification	21B-20; 21B-25; 21B-65
Special Preschool-Age 21	Generally Birth-Age 21	10	5	21B-20; 21B-25
Special Preschool-Age 21 with NBPTS Designation	Generally Birth-Age 21	10	For the validity period of the NBPTS certification	21B-20; 21B-25; 21B-65
General Administrative (No longer issued after June 30, 2016)	PreK-12	75	5	21B-25(2)(A); 23 Ill. Adm. Code 25.335
Principal	PreK-12	75	5	21B-20; 21B-25(2)(B); 23 Ill. Adm. Code 25.337
Superintendent	PreK-12	75	5	21B-20; 21B-25(2)(D); 23 Ill. Adm. Code 25.360
Chief School Business Official on a	PreK-12	75	5	21B-20; 21B-25(2)(C); 23 Ill. Adm. Code 25.345 (Endorsement

ILLINOIS REGISTER

STATE BOARD OF EDUCATION

NOTICE OF PROPOSED AMENDMENTS

Type of Endorsement*	Grade Level Valid For	Certificate Previously Issued	Years Valid	School Code or Ill. Adm. Code
Professional Educator License				for Chief School Business Official)
Chief School Business Official on an Educator License with Stipulations	PreK-12	None	5	21B-20(2)(K); 23 Ill. Adm. Code 25.345
Director of Special Education	PreK-12	75	5	23 Ill. Adm. Code 25.365 (Endorsement for Director of Special Education)
Supervisory	PreK-12	None	5	23 Ill. Adm. Code 25.497 (Supervisory Endorsements)
Teacher Leader	PreK-12	None	5	21B-20; 21B-25(2)(E); 23 Ill. Adm. Code 25.32 (Teacher Leader Endorsement (Beginning September 1, 2012))
Special Education	K-12 Field Endorsed	None	5	21B-20; 21B-25(2)(F); 23 Ill. Adm. Code 25.43
School Support Personnel	Generally Birth-Age 21; Area of Service Endorsed	73	5	21B-20; 21B-25(2)(G); 23 Ill. Adm. Code 25.Subpart D (School Support Personnel)
Educator License with Stipulations				
Provisional Educator-Early Childhood	Generally Birth-Grade 3 (as endorsed)	05	2 (No renewals)	21B-20(2)(A)

ILLINOIS REGISTER

STATE BOARD OF EDUCATION

NOTICE OF PROPOSED AMENDMENTS

Type of Endorsement*	Grade Level Valid For	Certificate Previously Issued	Years Valid	School Code or Ill. Adm. Code
Alternative Provisional Educator-Early Childhood	Generally Birth-Grade 3 (as endorsed)	43 or 44	2 (Pursuant to 105 ILCS 5/21B-50, a one-year renewal is available in special circumstances.)	21B-20(2)(B); 23 Ill. Adm. Code 25.60 (Alternative Educator Licensure Program for Teachers)
Alternative Provisional Educator-Elementary	K-9 or 1-6	22 or 23	2 (Pursuant to 105 ILCS 5/21B-50, a one-year renewal is available in special circumstances.)	21B-20(2)(B); 23 Ill. Adm. Code 25.60
Alternative Provisional Educator-Secondary	9-12	24 or 25	2 (Pursuant to 105 ILCS 5/21B-50, a one-year renewal is available in special circumstances.)	21B-20(2)(B); 23 Ill. Adm. Code 25.60
Alternative Provisional Superintendent (Beginning January 1, 2013)	All	26	2 (No renewals)	21B-20(2)(C); 23 Ill. Adm. Code 25.311 (Alternative Route to Superintendent Endorsement)
Alternative Provisional Educator-Special	K-12 Field Endorsed	27	2 (Pursuant to 105 ILCS 5/21B-50, a one-year renewal is available in special circumstances.)	21B-20(2)(B); 23 Ill. Adm. Code 25.60
Transitional Bilingual Educator	PreK-12 Language Endorsed	29	5 (No renewals)	21B-20(2)(G); 23 Ill. Adm. Code 25.90 (Endorsement for Transitional Bilingual Educator)
Provisional Educator-Elementary	K-9 or 1-6	30	2 (No renewals)	21B-20(2)(A)

ILLINOIS REGISTER

STATE BOARD OF EDUCATION

NOTICE OF PROPOSED AMENDMENTS

Type of Endorsement*	Grade Level Valid For	Certificate Previously Issued	Years Valid	School Code or Ill. Adm. Code
Provisional Educator-Middle Grades	5-8	Not applicable	2 (No renewals)	21B-20(2)(A)
Provisional Educator-Secondary	6-12	31	2 (No renewals)	21B-20(2)(A)
Provisional Educator-Special	K-12 Field Endorsed	33	2 (No renewals)	21B-20(2)(A)
Career and Technical Educator	7-12 Field Endorsed**	35	5	21B-20(2)(E); 23 Ill. Adm. Code 25.70 (Endorsement for Career and Technical Educator)
Provisional Career and Technical Educator	11-12 Field Endorsed***	36	5 (Renewable for one 5-year period)	21B-20(2)(F); 23 Ill. Adm. Code 25.72 (Endorsement for Provisional Career and Technical Educator)
Part-Time Provisional Career and Technical Educator	6-12	40	5 (Renewable for one 5-year period)	21B-20(2)(F); 23 Ill. Adm. Code 25.80 (Endorsement for Part-time Provisional Career and Technical Educator)
Visiting International Educator-Special	K-12	50	3 (No renewals)	21B-20(2)(I); 23 Ill. Adm. Code 25.92 (Endorsement for Visiting International Educator)
Visiting International Educator-Elementary	K-9	53	3 (No renewals)	21B-20(2)(I); 23 Ill. Adm. Code 25.92
Visiting International	Birth-Grade 3	54	3 (No renewals)	21B-20(2)(I); 23 Ill. Adm. Code

ILLINOIS REGISTER

STATE BOARD OF EDUCATION

NOTICE OF PROPOSED AMENDMENTS

Type of Endorsement*	Grade Level Valid For	Certificate Previously Issued	Years Valid	School Code or Ill. Adm. Code
Educator-Early Childhood				25.92
Visiting International Educator-Secondary	9-12	59	3 (No renewals)	21B-20(2)(I); 23 Ill. Adm. Code 25.92
Provisional Educator-School Support Personnel	Generally Birth-Age 21 Area of Service Endorsed	74	2 (No renewals)	21B-20(2)(A)
Provisional-Administrative	K-12	76	2 (No renewals)	21B-20(2)(A); <u>21B-35(b-5)</u>
<u>Chief School Business Official</u>	<u>PreK-12</u>	<u>None</u>	<u>5</u>	<u>21B-20(2)(K); 23 Ill. Adm. Code 25.345</u>
Resident Teacher – Special****	K-12	80	4 (No renewals)	21B-20(2)(D)
Resident Teacher – Elementary****	K-9	83	4 (No renewals)	21B-20(2)(D)
Resident Teacher – Early Childhood****	Birth-Grade 3	84	4 (No renewals)	21B-20(2)(D)
Resident Teacher – Secondary****	6-12	89	4 (No renewals)	21B-20(2)(D)
Substitute License				
None	All	39	5	21B-20(3)

*If endorsed for teaching, valid for subjects for which the individual is assignable under Section 1.710, 1.720, 1.737, 1.745 or 1.755.

ILLINOIS REGISTER

STATE BOARD OF EDUCATION

NOTICE OF PROPOSED AMENDMENTS

**Valid in ~~approved~~ programs of career and technical education (CTE), for "~~skill-level~~" instruction in grades ~~11 and 7~~ through 12 in the field of specialization ~~and for "orientation-level" instruction in grades 9 and 10 in the field of career and technical education~~ indicated on the specific endorsement ~~to which the specialization belongs. Provided that the license holder is employed to teach in any of grades 9 through 12 in the field of specialization, the educator license is also valid for exploratory career and technical education courses in grades 7 and 8 in that field of endorsement~~ held.

***Valid only in approved CTE programs for "skill-level" instruction in grades 11 and 12 in the field of specialization.

****The resident teacher endorsement on the educator license with stipulations will no longer be valid after June 30, 2017. (See Section 21B-20(2)(D) of the School Code.)

(Source: Amended at 40 Ill. Reg. _____, effective _____)

ILLINOIS STATE BOARD OF EDUCATION MEETING
March 16, 2016

TO: Illinois State Board of Education

FROM: Tony Smith, Ph.D., State Superintendent of Education *Ans*
Stephanie Donovan, General Counsel *SD*
Jason Helfer, Deputy Superintendent, Teaching and Learning *JH*

Agenda Topic: Part 20 (Standards for Endorsements in Elementary Education)
Part 26 (Standards for Endorsements in Early Childhood Education
and in Elementary Education)

Materials: Recommended Rules

Purpose of Agenda Item

The purpose of the agenda item is to present the proposed amendments for the Board's initial review.

Relationship to/Implications for the State Board's Strategic Plan

The proposed amendments are technical amendments to extend the implementation date for new elementary education endorsement programs; therefore, they do not directly related to the Board's Strategic Goals.

Expected Outcome of Agenda Item

The Board will be asked to adopt a motion authorizing solicitation of public comment on the proposed amendments.

Background Information

In 2013, the agency adopted new standards for preparation programs for the elementary education endorsement and created standards for new programs for endorsements in the middle grades. At the time, staff believed that staggering the implementation dates of the revised elementary education and new middle grades programs would provide relief to institutions of higher education that wished to offer both types of endorsement preparation programs.

The new elementary education preparation programs, however, result in an endorsement for grades 1 through 6 (rather than kindergarten through grade 9). Therefore, requiring implementation of the new programs a full year before the middle grades programs are implemented disadvantaged some elementary education candidates who wished to also qualify for a middle grades endorsement under the current requirements (i.e., completion of six semester hours of coursework specific in the middle grades rather than a complete program). For this reason, staff are proposing that the effective date for full implementation of elementary education endorsement programs be modified to February 1, 2018 (currently, 2017). Additionally, candidates in existing programs established under Part 26 will have until September 1, 2018, to complete those programs in order to obtain an endorsement by September 1, 2019.

Analysis and Implications for Policy, Budget, Legislative Action and Communications

Policy Implications: None.

Budget Implications: None.

Legislative Action: None.

Communication: Please see “Next Steps” below.

Pros and Cons of Various Actions

The proposed changes incorporate agency policy and practices, as is required under the Illinois Administrative Procedure Act (IAPA).

Not proceeding with the rulemaking will cause the agency's rules to be in conflict with certain provisions of the IAPA, which requires that the policies of state agencies be set forth in administrative rules.

Superintendent’s Recommendation

The State Superintendent recommends that the State Board of Education adopt the following motion:

The State Board of Education hereby authorizes solicitation of public comment on the proposed rulemakings for:

Standards for Endorsements in Elementary Education (23 Illinois Administrative Code 20), and

Standards for Endorsements in Early Childhood Education and in Elementary Education (23 Illinois Administrative Code 26),

including publication of the proposed amendments in the Illinois Register.

Next Steps

With the Board’s authorization, staff will submit the proposed amendments to the Administrative Code Division for publication in the Illinois Register to elicit public comment. Additional means, such as the *Superintendent’s Weekly Message* and the agency’s website, will be used to inform interested parties of the opportunity to comment on this rulemaking.

ILLINOIS REGISTER

STATE BOARD OF EDUCATION

NOTICE OF PROPOSED AMENDMENT

TITLE 23: EDUCATION AND CULTURAL RESOURCES

SUBTITLE A: EDUCATION

CHAPTER I: STATE BOARD OF EDUCATION

SUBCHAPTER b: PERSONNEL

PART 20

STANDARDS FOR ENDORSEMENTS IN ELEMENTARY EDUCATION

SUBPART A: GENERAL

Section

20.10 Purpose and Effective Dates of Standards

SUBPART B: STANDARDS

20.100 General Standards

20.110 Literacy Standards for Elementary Teachers

20.120 Mathematics Standards for Elementary Teachers

20.130 Dispositions

AUTHORITY: Implementing Article 21B and authorized by Section 2-3.6 of the School Code [105 ILCS 5/Art. 21B and 2-3.6].

SOURCE: Adopted at 37 Ill. Reg. 16664, effective October 2, 2013; amended at 40 Ill. Reg. _____, effective _____.

SUBPART A: GENERAL

Section 20.10 Purpose and Effective Dates of Standards

- a) This Part establishes the standards that, together with the standards set forth in Standards for All Illinois Teachers (23 Ill. Adm. Code 24), shall apply to the issuance of endorsements for elementary education (i.e., grades 1 through 6) on professional educator licenses pursuant to Article 21B of the School Code [105 ILCS 5/Art. 21B]. The standards set forth in this Part shall apply both to candidates for an endorsement in elementary education and to the programs that prepare them. That is:
 - 1) beginning July 1, 2013, approval of any teacher preparation program or course of study in elementary education, whether currently approved or

ILLINOIS REGISTER

STATE BOARD OF EDUCATION

NOTICE OF PROPOSED AMENDMENT

newly proposed, pursuant to the State Board's rules for Educator Licensure (23 Ill. Adm. Code 25, Subpart C) shall be based on the congruence of that program's or course's content with the standards identified in this Part;

- 2) on or before February 1, 2017, the examinations required for issuance of an endorsement in elementary education shall be based on the standards identified in this Part;
 - 3) on or before February 1, 2017, each elementary education program seeking approval for the first time or re-approval of an existing program shall work in consultation with one or more community colleges to ensure the articulation of coursework between the two institutions and, as applicable, the alignment of community college coursework relevant to elementary education to the standards set forth in this Part.
- b) In addition to demonstrating congruence with the standards set forth in this Part, each elementary education program or course of study shall meet the requirements set forth in 23 Ill. Adm. Code 25.97 (Endorsement for Elementary Education (Grades 1 through 6)).
- c) Beginning October 1, 2015, no candidate shall be admitted to an elementary education program that has not been approved under this Part. Any candidate who is enrolled in an elementary program not approved under this Part shall complete the program on or before September 1, ~~2017-2018~~ and have the elementary education endorsement issued by September 1, ~~2018~~2019.

(Source: Amended at 40 Ill. Reg. _____, effective _____)

ILLINOIS REGISTER

STATE BOARD OF EDUCATION

NOTICE OF PROPOSED AMENDMENT

TITLE 23: EDUCATION AND CULTURAL RESOURCES

SUBTITLE A: EDUCATION

CHAPTER I: STATE BOARD OF EDUCATION

SUBCHAPTER b: PERSONNEL

PART 26

STANDARDS FOR ENDORSEMENTS IN EARLY CHILDHOOD EDUCATION
AND IN ELEMENTARY EDUCATION

SUBPART A: STANDARDS FOR ENDORSEMENTS IN EARLY CHILDHOOD
EDUCATION

Section

26.100	Purpose and Effective Dates of Standards in Subpart A
26.110	Curriculum: General
26.120	Curriculum: English Language Arts Standards Through August 31, 2019
26.125	Curriculum: English Language Arts Standards Beginning September 1, 2019
26.130	Curriculum: Mathematics Standards Through August 31, 2019
26.135	Curriculum: Mathematics Standards Beginning September 1, 2019
26.140	Curriculum: Science
26.150	Curriculum: Social Science
26.160	Curriculum: Physical Development and Health
26.170	Curriculum: Fine Arts
26.180	Human Development and Learning
26.190	Diversity
26.200	Planning for Instruction
26.210	Learning Environment
26.220	Instructional Delivery
26.230	Communication
26.240	Assessment Standards Through August 31, 2019
26.245	Assessment Standards Beginning September 1, 2019
26.250	Collaborative Relationships
26.260	Reflection and Professional Growth
26.270	Professional Conduct and Leadership

SUBPART B: STANDARDS FOR ENDORSEMENTS IN ELEMENTARY EDUCATION

Section

26.300	Purpose and Effective Dates of Standards in Subpart B
26.310	Curriculum
26.320	Curriculum: English Language Arts
26.330	Curriculum: Mathematics

ILLINOIS REGISTER

STATE BOARD OF EDUCATION

NOTICE OF PROPOSED AMENDMENT

26.340	Curriculum: Science
26.350	Curriculum: Social Science
26.360	Curriculum: Physical Development and Health
26.370	Curriculum: Fine Arts
26.380	Human Development and Learning
26.390	Diversity
26.400	Planning for Instruction
26.410	Learning Environment
26.420	Instructional Delivery
26.430	Communication
26.440	Assessment
26.450	Collaborative Relationships
26.460	Reflection and Professional Growth
26.470	Professional Conduct and Leadership

AUTHORITY: Implementing Article 21B and authorized by Section 2-3.6 of the School Code [105 ILCS 5/Art. 21B and 2-3.6].

SOURCE: Adopted at 26 Ill. Reg. 6263, effective April 22, 2002; amended at 37 Ill. Reg. 16759, effective October 2, 2013; amended at 39 Ill. Reg. 2413, effective February 2, 2015; amended at 39 Ill. Reg. 13472, effective September 24, 2015; amended at 40 Ill. Reg. _____, effective _____.

SUBPART B: STANDARDS FOR ENDORSEMENTS IN ELEMENTARY EDUCATION

Section 26.300 Purpose and Effective Dates of Standards in Subpart B

Beginning February 1, ~~2017~~,2018, the provisions of Sections 26.320 and 26.330 are replaced by 23 Ill. Adm. Code 20 (Standards for Endorsements in Elementary Education) as the standards that, together with the standards set forth in Standards for All Illinois Teachers (see 23 Ill. Adm. Code 24), and the standards in this Subpart B other than those in Sections 26.320 and 26.330 shall apply to the issuance of an endorsement in elementary education on a professional educator license pursuant to Article 21B of the School Code [105 ILCS 5/Art. 21B]. The standards set forth in this Subpart B shall apply both to candidates for an endorsement in elementary education and to the programs that prepare them.

- a) Approval of any teacher preparation program or course of study in elementary education pursuant to the State Board's rules for Educator Licensure (23 Ill. Adm. Code 25, Subpart C) shall be based on the congruence of that program's or course's content with the standards identified in this Subpart B.

ILLINOIS REGISTER

STATE BOARD OF EDUCATION

NOTICE OF PROPOSED AMENDMENT

- b) The examinations required for issuance of an elementary endorsement shall be based on the standards identified in this Subpart B.
- c) No candidate shall be admitted to a program approved under the provisions of this Subpart B after October 1, 2015. Any candidate who is enrolled in an elementary program approved under this Part shall complete the program on or before September 1, ~~2017-2018~~ and have the elementary education endorsement issued by September 1, ~~2018~~2019.

(Source: Amended at 40 Ill. Reg. _____, effective _____)

ILLINOIS STATE BOARD OF EDUCATION MEETING
March 16, 2016

TO: Illinois State Board of Education

FROM: Tony Smith, Ph.D., State Superintendent of Education *AS*
Stephanie Donovan, General Counsel *SD*
Jason Helfer, Deputy Superintendent, Teaching and Learning *JH*

Agenda Topic: Part 25 (Educator Licensure)

Materials: Recommended Rules

Purpose of Agenda Item

The purpose of the agenda item is to present the proposed amendments for the Board's initial review.

Relationship to/Implications for the State Board's Strategic Plan

The proposed amendments relate to the Board's Strategic Goal 6 (highly prepared and effective teachers and school leaders) as they would ensure that educator preparation programs are of high quality and produce educators who are prepared, knowledgeable and effective.

Expected Outcome of Agenda Item

The Board will be asked to adopt a motion authorizing solicitation of public comment on the proposed amendments.

Background Information

Subpart C (Approving Programs that Prepare Professional Educators in the State of Illinois): The primary change being proposed in Part 25 addresses the process to be used to approve educator preparation providers and programs (see Subpart C of the rules). Currently, institutions of higher education and other organizations that would like to offer a program leading to licensure must apply through the State Board for recognition, in addition to seeking approval of each educator preparation program for specific content areas or grade spans (e.g., such as elementary self-contained, kindergarten-through-grade 12 music, grade-9-through-12 mathematics, or Learning Behavior Specialist I) to be offered. Once recognized and its programs approved, each institution must submit annual program reports that provide data about candidates, instructional delivery methods (e.g., face to face, online, blended), test scores and other contextual information (e.g., program of study, fieldwork requirements, process by which data is used to modify programs). Currently, this process is required of all recognized institutions and organizations with approved educator preparation programs. Moreover, those institutions that concurrently undergo national accreditation must submit data to State Board staff as well as to the national accreditation organization.

Under the proposed amendments, an institution that has been recognized by the State Board may choose either to seek accreditation of its educator preparation provider and any programs that it will offer from the Council for the Accreditation of Educator Preparation (or "CAEP") or to participate in a State approval process that is similar to what is currently being implemented.

CAEP is the agency that resulted from the consolidation in 2013 of two long-time accrediting bodies, the National Council for the Accreditation of Teacher Education (NCATE) and the

Teacher Education Accreditation Council (TEAC). Currently, about 40 percent of Illinois' 58 approved educator preparation programs use the NCATE accreditation process, in addition to receiving approval under the State system. None participate in TEAC accreditation.

New Section 25.125 sets forth the procedure for seeking CAEP accreditation. Institutions that currently have NCATE accreditation may seek CAEP accreditation through an abbreviated process or may choose to instead use the State process for approving their programs. Other recognized institutions may choose to seek CAEP accreditation by notifying the State Board at least one year before they begin the CAEP process. Conversely, a CAEP-accredited institution that wishes to return to the State process must notify the State Board no sooner than six months following its most recent CAEP accreditation reauthorization. Finally, an institution seeking recognition for the first time will go through the State process to recognize its institution and educator preparation provider (see Section 25.115), and after being recognized for a period of one year or more may choose to seek the CAEP accreditation of its educator preparation provider and its programs.

While the State Board staff are recommending that the agency retain its approval process for educator preparation programs (see new Section 25.120), it proposes to use the CAEP processes and procedures for reporting and review of all programs – regardless of whether State approved or CAEP accredited – starting in 2018 (see new Section 25.127). The State Board will enter into a partnership agreement with CAEP to articulate the details once the administrative rules are filed and in effect. Programs that are currently NCATE accredited will benefit from the partnership since they will only need to participate in one process. State-approved programs will be held to the same high-leverage CAEP standards that were developed by practitioners in the field. Further, program success will be measure not only through assessing the quality of candidates' preparation (e.g., graduation rates, test results) but also by looking at data once the candidate is licensed and employed (e.g., performance evaluation results).

Subpart E: (Requirements for the Licensure of Administrative and Supervisory Staff): In response to a request from the field, staff are proposing to allow an exemption from passing the basic skills test for individuals seeking an administrative endorsement who received their initial teaching, school support personnel or administrative endorsement prior to implementation of the certification testing system on July 1, 1988. The exception responds to the difficulty some school districts indicated they are experiencing in attracting administrators or for currently employed teachers or school support personnel to pass each component of the TAP in order to qualify for an administrative endorsement. Starting July 1, 1988, any person seeking a teaching, school support personnel or administrative certificate was required to pass a test of basic skills if they had not already done so for the issuance of their initial or subsequent certificates.

Section 25.720 (Applicability of Testing Requirement and Scores): Section 25.720(b) allows candidates for licensure to choose between passing the Illinois test of basic skills (i.e., the Test of Academic Proficiency, or "TAP") or using a minimum composite score from ACT or SAT as evidence of having competency in basic skills. The rule currently relies on ACT's determination of a college-ready score and its determination of a concordant SAT score, as well as ACT's passing writing score, which uses a scoring rubric similar to the one TAP uses. ACT includes this information in charts on its website; therefore a cross-reference to those charts was included in the rule to allow ACT to update the scores without the State Board having to change its rules. Last year, however, ACT changed the writing portion of its test and how the assessment is scored. For this reason, it is proposed that the minimum scores be stated

directly in the rule rather than relying on the charts located on ACT's website, which have not yet been updated. If ACT changes its scores in the future, then staff will conduct a rulemaking to update the scores used in Section 25.720(b).

Other changes being proposed in Part 25 would:

- Allow holders of the new elementary education endorsement to obtain a middle school endorsement (grades 5 through 8) under requirements in effect until January 31, 2018, without having to complete a focus program to add the additional grade levels (see Section 25.37);
- Creates new Section 25.40 to make clear that the grade level of endorsements on the professional educator license should be considered primary when assigning teachers;
- Eliminate a requirement in Section 25.72 that the coursework that holders of the educator license with stipulations for provisional career and technical educator must complete to renew the credential be tied to their career and technical education content area; and
- Provide an exception afforded Illinois candidates to take the Assessment of Teaching Proficiency, or ATP, instead of the edTPA for out-of-state applicants who completed their student teaching before August 31, 2015 (see Sections 25.425 and 25.720).

The proposed amendments were discussed with the State Educator Preparation and Licensure Board (SEPLB) at its meeting on March 4. The SEPLB recommended that the rulemaking be presented, as proposed, for consideration by the State Board of Education.

Analysis and Implications for Policy, Budget, Legislative Action and Communications

Policy Implications: Please see "Background" above.

Budget Implications: None.

Legislative Action: None.

Communication: Please see "Next Steps" below.

Pros and Cons of Various Actions

Allowing for educator preparation programs to seek national accreditation of their programs streamlines the approval process and helps ensure that programs meet high standards for quality and continuous improvement. Flexibility is provided for those programs not wishing to seek national accreditation to continue participation in the State approval process instead.

If the Board does not proceed with the rulemaking, the agency will retain the State process for approving educator preparation programs, resulting in the duplication of effort for programs that are currently nationally accredited.

Superintendent's Recommendation

The State Superintendent recommends that the State Board of Education adopt the following motion:

The State Board of Education hereby authorizes solicitation of public comment on the proposed rulemaking for:

Educator Licensure (23 Illinois Administrative Code 25),

including publication of the proposed amendments in the Illinois Register.

Next Steps

With the Board's authorization, staff will submit the proposed amendments to the Administrative Code Division for publication in the Illinois Register to elicit public comment. Additional means, such as the *Superintendent's Weekly Message* and the agency's website, will be used to inform interested parties of the opportunity to comment on this rulemaking.

ILLINOIS REGISTER

STATE BOARD OF EDUCATION

NOTICE OF PROPOSED AMENDMENTS

SUBTITLE A: EDUCATION

CHAPTER I: STATE BOARD OF EDUCATION

SUBCHAPTER b: PERSONNEL

PART 25

EDUCATOR LICENSURE

SUBPART A: DEFINITIONS

Section
25.10 Accredited Institution

SUBPART B: LICENSES

Section
25.11 New Certificates (February 15, 2000) (Repealed)
25.15 Types of Licenses; Exchange
25.20 Requirements for the Elementary Certificate (Repealed)
25.22 Requirements for the Elementary Certificate (2004) (Repealed)
25.25 Requirements for the Professional Educator License
25.30 Endorsement in Teacher Leadership (Through December 31, 2012) (Repealed)
25.32 Teacher Leader Endorsement (Beginning September 1, 2012)
25.35 Acquisition of Subsequent Certificates; Removal of Deficiencies (Repealed)
25.37 Acquisition of Subsequent Teaching Endorsements on a Professional Educator License
25.40 ~~Requirements for the Special Certificate (Repealed)~~ Grade-Level Endorsements
25.42 Requirements for the Special Certificate (2004) (Repealed)
25.43 Standards for Licensure of Special Education Teachers
25.45 Standards for the Initial Special Preschool-Age 12 Certificate – Speech and Language Impaired (Repealed)
25.46 Special Provisions for the Learning Behavior Specialist I Endorsement
25.47 Special Provisions for the Learning Behavior Specialist I Approval
25.48 Short-Term Emergency Approval in Special Education
25.50 General Certificate (Repealed)
25.60 Alternative Educator Licensure Program for Teachers (Beginning January 1, 2013)
25.65 Alternative Educator Licensure
25.67 Alternative Route to Teacher Licensure
25.70 Endorsement for Career and Technical Educator
25.72 Endorsement for Provisional Career and Technical Educator

ILLINOIS REGISTER

STATE BOARD OF EDUCATION

NOTICE OF PROPOSED AMENDMENTS

- 25.75 Part-time Provisional Certificates (Repealed)
- 25.80 Endorsement for Part-time Provisional Career and Technical Educator
- 25.82 Requirements for the Early Childhood Certificate (2004) (Repealed)
- 25.85 Special Provisions for Endorsement in Foreign Language for Individuals Currently Certified (Repealed)
- 25.86 Special Provisions for Endorsement in Foreign Language for Individuals Prepared as Teachers But Not Currently Certified (Repealed)
- 25.90 Endorsement for Transitional Bilingual Educator
- 25.92 Endorsement for Visiting International Educator
- 25.95 Language Endorsement for the Transitional Bilingual Educator
- 25.96 Endorsement for Early Childhood Education (Birth through Grade 2)
- 25.97 Endorsement for Elementary Education (Grades 1 through 6)
- 25.99 Endorsement for the Middle Grades (Grades 5 through 8)
- 25.100 Teaching Endorsements on the Professional Educator License
- 25.105 Temporary Substitute Teaching Permit (Repealed)

SUBPART C: APPROVING PROGRAMS THAT PREPARE PROFESSIONAL EDUCATORS
IN THE STATE OF ILLINOIS

- | | |
|---------|---|
| Section | |
| 25.110 | System of Approval: Levels of Approval (Repealed) Definitions |
| 25.115 | Recognition of Institutions and Educational Units, and Approval of Programs Educator Preparation Providers |
| 25.120 | Standards and Criteria for Institutional Recognition and Program Approval (Repealed) Initial Approval of Educator Preparation Programs by the State Board of Education |
| 25.125 | Accreditation Review of the Educational Unit (Repealed) Accreditation of Educator Preparation Providers and Approval of Educator Preparation Programs through CAEP |
| 25.127 | Reporting: Review of Educator Preparation Providers and Individual Programs (Repealed) |
| 25.130 | Interventions by the State Board of Education and State Educator Preparation and Licensure Board |
| 25.135 | Interim Provisions for Continuing Accreditation and Approval – July 1, 2000, through Fall Visits of 2001 (Repealed) |
| 25.136 | Interim Provisions for Continuing Accreditation – Institutions Visited from Spring of 2002 through Spring of 2003 (Repealed) |
| 25.137 | Interim Provisions for Continuing Accreditation and Approval – July 1, 1999, through June 30, 2000 (Repealed) |

ILLINOIS REGISTER

STATE BOARD OF EDUCATION

NOTICE OF PROPOSED AMENDMENTS

- 25.140 Requirements for the Institution's Educational Unit Assessment Systems
(Repealed)
- 25.142 Assessment Requirements for Individual Programs (Repealed)
- 25.145 Approval of New Programs Within Recognized Institutions (Repealed)
- 25.147 Approval of Programs for Foreign Language Beginning July 1, 2003
- 25.150 The Periodic Review Process (Repealed)
- 25.155 Procedures for the Initial Recognition of an Institution as an Educator Preparation Institution and Its Educational Unit (Repealed)
- 25.160 Notification of Recommendations; Decisions by State Board of Education
- 25.165 Discontinuation of Programs

SUBPART D: SCHOOL SUPPORT PERSONNEL

Section

- 25.200 Relationship Among Endorsements in Subpart D
- 25.210 Requirements for the Certification of School Social Workers (Repealed)
- 25.215 Endorsement for School Social Workers
- 25.220 Requirements for the Certification of Guidance Personnel (Repealed)
- 25.225 Endorsement for School Counselors
- 25.227 Interim Approval for School Counselor Interns
- 25.230 Nationally Certified School Psychologist
- 25.235 Endorsement for School Psychologists
- 25.240 Standard for School Nurse Endorsement (Repealed)
- 25.245 Endorsement for School Nurses
- 25.250 Standards for Non-Teaching Speech-Language Pathologists
- 25.252 Endorsement for Non-Teaching Speech-Language Pathologists
- 25.255 Interim Approval for Speech-Language Pathologist Interns
- 25.275 Renewal of the Professional Educator License Endorsed for School Support Personnel (Repealed)

SUBPART E: REQUIREMENTS FOR THE LICENSURE
OF ADMINISTRATIVE AND SUPERVISORY STAFF

Section

- 25.300 Relationship Among Credentials in Subpart E
- 25.310 Definitions (Repealed)
- 25.311 Alternative Route to Superintendent Endorsement (Beginning January 1, 2013)
- 25.313 Alternative Route to Administrative Endorsement (Through August 31, 2013)
(Repealed)
- 25.314 Alternative Route to Administrative Certification for Teacher Leaders (Repealed)

ILLINOIS REGISTER

STATE BOARD OF EDUCATION

NOTICE OF PROPOSED AMENDMENTS

- 25.315 Renewal of Administrative Endorsement (Repealed)
- 25.320 Application for Approval of Program (Repealed)
- 25.322 General Supervisory Endorsement (Repealed)
- 25.330 Standards and Guide for Approved Programs (Repealed)
- 25.333 General Administrative Endorsement (Repealed)
- 25.335 General Administrative Endorsement (Through June 30, 2016)
- 25.337 Principal Endorsement (2013)
- 25.338 Designation as Master Principal (Repealed)
- 25.344 Chief School Business Official Endorsement (Repealed)
- 25.345 Endorsement for Chief School Business Official
- 25.355 Endorsement for Superintendent (Beginning September 1, 2016)
- 25.360 Endorsement for Superintendent (Through August 31, 2019)
- 25.365 Endorsement for Director of Special Education

SUBPART F: GENERAL PROVISIONS

Section

- 25.400 Registration of Licenses; Fees
- 25.405 Military Service; Licensure
- 25.410 Reporting Requirements for Revoked or Suspended Licenses; License Application Denials
- 25.411 Voluntary Removal of Endorsements
- 25.415 Credit in Junior College (Repealed)
- 25.420 Psychology Accepted as Professional Education (Repealed)
- 25.425 Individuals Prepared in Out-of-State Institutions
- 25.427 Limitation on Evaluation or Entitlement
- 25.430 Short-Term Authorization for Positions Otherwise Unfilled
- 25.435 School Service Personnel Certificate – Waiver of Evaluations (Repealed)
- 25.437 Equivalency of General Education Requirements (Repealed)
- 25.440 Master of Arts NCATE (Repealed)
- 25.442 Illinois Teacher Corps Programs (Through August 31, 2013) (Repealed)
- 25.444 Illinois Teaching Excellence Program
- 25.445 College Credit for High School Mathematics and Language Courses (Repealed)
- 25.450 Lapsed Licenses
- 25.455 Substitute Certificates (Repealed)
- 25.460 Provisional Special and Provisional High School Certificates (Repealed)
- 25.464 Short-Term Authorization for Positions Otherwise Unfilled (Repealed)
- 25.465 Credit (Repealed)
- 25.470 Meaning of Experience on Administrative Certificates (Repealed)

ILLINOIS REGISTER

STATE BOARD OF EDUCATION

NOTICE OF PROPOSED AMENDMENTS

- 25.475 Renewal Requirements for Holders of Multiple Types of Endorsements on a Professional Educator License (Repealed)
- 25.480 Supplemental Documentation and Review of Certain License Applications
- 25.485 Licensure of Persons with Prior Certificate or License Sanctions
- 25.486 Licensure of Persons Who Are Delinquent in the Payment of Child Support
- 25.487 Licensure of Persons with Illinois Tax Noncompliance
- 25.488 Licensure of Persons Named in Reports of Child Abuse or Neglect
- 25.489 Licensure of Persons Who Are in Default on Student Loans
- 25.490 Licensure of Persons Who Have Been Convicted of a Crime
- 25.491 Licensure of Persons with Unsatisfactory Performance Evaluation Ratings
- 25.493 Part-Time Teaching Interns (Repealed)
- 25.495 Approval of Out-of-State Institutions and Programs (Repealed)
- 25.497 Supervisory Endorsements

SUBPART G: PARAPROFESSIONALS;
OTHER PERSONNEL

Section

- 25.510 Endorsement for Paraprofessional Educators
- 25.520 Substitute Teaching License
- 25.530 Specialized Instruction by Noncertificated Personnel (Repealed)
- 25.540 Approved Teacher Aide Programs (Repealed)
- 25.550 Approval of Educational Interpreters

SUBPART H: CLINICAL EXPERIENCES

Section

- 25.610 Definitions
- 25.620 Student Teaching
- 25.630 Pay for Student Teaching (Repealed)

SUBPART I: ILLINOIS LICENSURE TESTING SYSTEM

Section

- 25.705 Purpose – Severability
- 25.710 Definitions
- 25.715 Test Validation
- 25.717 Test Equivalence
- 25.720 Applicability of Testing Requirement and Scores
- 25.725 Applicability of Scores (Repealed)

ILLINOIS REGISTER

STATE BOARD OF EDUCATION

NOTICE OF PROPOSED AMENDMENTS

25.728	Use of Test Results by Institutions of Higher Education
25.730	Registration – Paper-and-Pencil Testing
25.731	Registration – Computer-Based Testing
25.732	Late Registration
25.733	Emergency Registration
25.735	Frequency and Location of Tests
25.740	Accommodation of Persons with Special Needs
25.745	Special Test Dates
25.750	Conditions of Testing
25.755	Cancellation of Scores; Voiding of Scores
25.760	Passing Score
25.765	Individual Test Score Reports
25.770	Re-scoring
25.775	Institution Test Score Reports
25.780	Fees

SUBPART J: RENEWAL OF PROFESSIONAL EDUCATOR LICENSES

Section	
25.800	Professional Development Required (Beginning July 1, 2014)
25.805	Continuing Professional Development Options
25.807	Additional Specifications Related to Professional Development Activities of Special Education Teachers (Repealed)
25.810	State Priorities (Repealed)
25.815	Submission and Review of the Plan (Repealed)
25.820	Requirements for Coursework on the Assessment of One's Own Performance (Repealed)
25.825	Requirements for Coursework Related to the National Board for Professional Teaching Standards (NBPTS) (Repealed)
25.830	Verification of Completed Activities; Renewal Process
25.832	Validity and Renewal of NBPTS Master Teacher Designation
25.835	Request for Extension
25.840	Appeals to the State Educator Preparation and Licensure Board
25.845	Responsibilities of School Districts (Repealed)
25.848	General Responsibilities of LPDCs (Repealed)
25.850	General Responsibilities of Regional Superintendents (Repealed)
25.855	Approval of Professional Development Providers
25.860	Reporting by and Audits of Providers
25.865	Awarding of Credit for Activities with Providers
25.870	Continuing Education Units (CEUs) (Repealed)

ILLINOIS REGISTER

STATE BOARD OF EDUCATION

NOTICE OF PROPOSED AMENDMENTS

- 25.872 Special Provisions for Interactive, Electronically Delivered Continuing Professional Development (Repealed)
- 25.875 Continuing Professional Development Units (CPDUs) (Through June 30, 2014)
- 25.880 "Valid and Exempt" Licenses; Proportionate Reduction; Part-Time Teaching
- 25.885 Funding; Expenses (Repealed)

SUBPART K: REQUIREMENTS FOR RECEIPT OF THE STANDARD TEACHING CERTIFICATE

Section

- 25.900 Applicability of Requirements in this Subpart (Repealed)
- 25.905 Choices Available to Holders of Initial Certificates (Repealed)
- 25.910 Requirements for Induction and Mentoring (Repealed)
- 25.915 Requirements for Coursework on the Assessment of One's Own Performance (Repealed)
- 25.920 Requirements for Coursework Related to the National Board for Professional Teaching Standards (NBPTS) (Repealed)
- 25.925 Requirements Related to Advanced Degrees and Related Coursework (Repealed)
- 25.930 Requirements for Continuing Professional Development Units (CPDUs) (Repealed)
- 25.935 Additional Activities for Which CPDUs May Be Earned (Repealed)
- 25.940 Examination (Repealed)
- 25.942 Requirements for Additional Options (Repealed)
- 25.945 Procedural Requirements (Repealed)

- 25.APPENDIX A Statistical Test Equating – Licensure Testing System
- 25.APPENDIX B Certificates Available Effective February 15, 2000 (Repealed)
- 25.APPENDIX C Exchange of Certificates for Licenses (July 1, 2013)
- 25.APPENDIX D Criteria for Identification of Teachers as "Highly Qualified" in Various Circumstances
- 25.APPENDIX E Endorsement Structure Beginning July 1, 2013

AUTHORITY: Implementing Articles 21 and 21B and authorized by Section 2-3.6 of the School Code [105 ILCS 5/Art. 21, Art. 21B, and 2-3.6].

SOURCE: Rules and Regulations to Govern the Certification of Teachers adopted September 15, 1977; amended at 4 Ill. Reg. 28, p. 336, effective July 16, 1982; amended at 7 Ill. Reg. 5429, effective April 11, 1983; codified at 8 Ill. Reg. 1441; amended at 9 Ill. Reg. 1046, effective January 16, 1985; amended at 10 Ill. Reg. 12578, effective July 8, 1986; amended at 10 Ill. Reg. 15044, effective August 28, 1986; amended at 11 Ill. Reg. 12670, effective July 15,

ILLINOIS REGISTER

STATE BOARD OF EDUCATION

NOTICE OF PROPOSED AMENDMENTS

1987; amended at 12 Ill. Reg. 3709, effective February 1, 1988; amended at 12 Ill. Reg. 16022, effective September 23, 1988; amended at 14 Ill. Reg. 1243, effective January 8, 1990; amended at 14 Ill. Reg. 17936, effective October 18, 1990; amended at 15 Ill. Reg. 17048, effective November 13, 1991; amended at 16 Ill. Reg. 18789, effective November 23, 1992; amended at 19 Ill. Reg. 16826, effective December 11, 1995; amended at 21 Ill. Reg. 11536, effective August 1, 1997; emergency amendment at 22 Ill. Reg. 5097, effective February 27, 1998, for a maximum of 150 days; amended at 22 Ill. Reg. 11767, effective June 25, 1998; amended at 22 Ill. Reg. 19745, effective October 30, 1998; amended at 23 Ill. Reg. 2843, effective February 26, 1999; amended at 23 Ill. Reg. 7231, effective June 14, 1999; amended at 24 Ill. Reg. 7206, effective May 1, 2000; emergency amendments at 24 Ill. Reg. 9915, effective June 21, 2000, for a maximum of 150 days; amended at 24 Ill. Reg. 12930, effective August 14, 2000; preemptory amendment at 24 Ill. Reg. 16109, effective October 12, 2000; preemptory amendment suspended at 25 Ill. Reg. 3718, effective February 21, 2001; preemptory amendment repealed by joint resolution of the General Assembly, effective May 31, 2001; emergency amendments at 25 Ill. Reg. 9360, effective July 1, 2001, for a maximum of 150 days; emergency expired November 27, 2001; emergency amendments at 25 Ill. Reg. 11935, effective August 31, 2001, for a maximum of 150 days; amended at 25 Ill. Reg. 16031, effective November 28, 2001; amended at 26 Ill. Reg. 348, effective January 1, 2002; amended at 26 Ill. Reg. 11867, effective July 19, 2002; amended at 26 Ill. Reg. 16167, effective October 21, 2002; amended at 27 Ill. Reg. 5744, effective March 21, 2003; amended at 27 Ill. Reg. 8071, effective April 28, 2003; emergency amendments at 27 Ill. Reg. 10482, effective June 26, 2003, for a maximum of 150 days; amended at 27 Ill. Reg. 12523, effective July 21, 2003; amended at 27 Ill. Reg. 16412, effective October 20, 2003; emergency amendment at 28 Ill. Reg. 2451, effective January 23, 2004, for a maximum of 150 days; amended at 28 Ill. Reg. 8556, effective June 1, 2004; emergency amendments at 28 Ill. Reg. 12438, effective August 20, 2004, for a maximum of 150 days; amended at 29 Ill. Reg. 1212, effective January 4, 2005; amended at 29 Ill. Reg. 10068, effective June 30, 2005; amended at 29 Ill. Reg. 12374, effective July 28, 2005; emergency amendment at 29 Ill. Reg. 14547, effective September 16, 2005, for a maximum of 150 days; amended at 29 Ill. Reg. 15831, effective October 3, 2005; amended at 30 Ill. Reg. 1835, effective January 26, 2006; amended at 30 Ill. Reg. 2766, effective February 21, 2006; amended at 30 Ill. Reg. 8494, effective April 21, 2006; amended at 31 Ill. Reg. 10645, effective July 16, 2007; amended at 32 Ill. Reg. 3413, effective February 22, 2008; amended at 32 Ill. Reg. 13263, effective July 25, 2008; emergency amendment at 32 Ill. Reg. 18876, effective November 21, 2008, for a maximum of 150 days; amended at 33 Ill. Reg. 5462, effective March 24, 2009; amended at 34 Ill. Reg. 1582, effective January 12, 2010; amended at 34 Ill. Reg. 15357, effective September 21, 2010; amended at 35 Ill. Reg. 4315, effective February 23, 2011; preemptory amendment at 35 Ill. Reg. 14663, effective August 22, 2011; amended at 35 Ill. Reg. 16755, effective September 29, 2011; amended at 36 Ill. Reg. 2191, effective January 24, 2012; amended at 36 Ill. Reg. 12455, effective July 23, 2012; emergency amendment at 36 Ill. Reg. 12903, effective July 24, 2012, for a maximum of 150 days; amended at 37 Ill. Reg. 199, effective December 19,

ILLINOIS REGISTER

STATE BOARD OF EDUCATION

NOTICE OF PROPOSED AMENDMENTS

2012; amended at 37 Ill. Reg. 8379, effective June 12, 2013; amended at 37 Ill. Reg. 16729, effective October 2, 2013; amended at 38 Ill. Reg. 11261, effective May 6, 2014; amended at 38 Ill. Reg. 18933, effective September 8, 2014; amended at 38 Ill. Reg. 21788, effective November 3, 2014; amended at 39 Ill. Reg. 6649, effective April 27, 2015; amended at 39 Ill. Reg. 13722, effective October 5, 2015; amended at 40 Ill. Reg. _____, effective March 2, 2016; amended at 40 Ill. Reg. _____, effective _____.

SUBPART B: LICENSES

Section 25.37 Acquisition of Subsequent Teaching Endorsements on a Professional Educator License

The provisions of this Section shall apply when an individual who already holds a professional educator license with one or more teaching endorsements wishes to receive an additional endorsement in a teaching field or a grade level.

- a) The candidate who wishes to add other content endorsements to teach in the grade levels currently authorized by the license shall meet the applicable requirements of Section 25.100 specific to the content area of the endorsement sought and provide evidence of having passed the applicable content-area test required under Section 25.720.
- b) A candidate not meeting the criteria of subsection (a) who wishes to receive an additional subject area endorsement or one who is seeking an additional grade level endorsement (i.e., early childhood, elementary, middle, secondary, special K-12) shall submit his or her official transcripts and evidence of teaching experience to an Illinois institution of higher education operating a program approved pursuant to Subpart C that prepares candidates for the endorsement sought.
 - 1) The institution may, at its discretion, compare the coursework and clinical experiences already completed by the applicant to the standards for the endorsement sought and, based on this comparison, may identify for the candidate a "focused program" consisting of coursework and experiences that he or she must complete in order to meet those standards.
 - A) In formulating this type of program, the institution shall ensure that the candidate has broad and deep knowledge of the subject matter, develops the knowledge and skills that are needed to work

ILLINOIS REGISTER

STATE BOARD OF EDUCATION

NOTICE OF PROPOSED AMENDMENTS

with students in the age and grade ranges encompassed by the endorsement sought, and is knowledgeable about pedagogical approaches that are suitable for that age group.

- B) The institution may revise an individual's focused program to include additional or fewer components as it may deem appropriate based upon the results of internal performance assessments that form part of the ~~unit-institution's~~ assessment system (see Section ~~25.140~~25.120) or other assessments that are directly related to the standards for the endorsement sought.
 - C) Each institution shall make available a description of the method to be used by the educational unit in assessing the degree to which the work previously completed by candidates for focused programs has addressed relevant standards and in identifying the coursework and experiences these candidates will be required to complete in order to qualify for subsequent endorsements. An institution that uniformly requires all candidates seeking subsequent teaching endorsements to complete certain coursework or field experiences, or to complete a full program without acknowledgment of prior courses or experiences, shall publish and make available a written statement to this effect, describing those requirements.
- 2) A candidate who completes a focused program shall be considered as having completed the institution's approved program for the endorsement sought and shall be eligible to be recommended for the endorsement by entitlement, signifying that the candidate has met all applicable standards.
 - 3) The requirements of subsection (b) do not apply to a candidate who has received an elementary education endorsement issued pursuant to Section 25.97 of this Part and wishes to receive a middle grades endorsement issued pursuant to 23 Ill. Adm. Code 1.720(b), provided he or she meets the relevant requirements on or before January 31, 2018.
- c) A candidate who holds a professional educator license and who wishes to obtain an endorsement for Learning Behavior Specialist II, reading specialist, a school support personnel area listed in Subpart D of this Part or any of the administrative positions outlined in Subpart E of this Part shall complete a "full" educator preparation program approved under Subpart C of this Part that consists of coursework and experiences that he or she must complete in order to meet the

ILLINOIS REGISTER

STATE BOARD OF EDUCATION

NOTICE OF PROPOSED AMENDMENTS

standards relative to the endorsement being sought and passage of the applicable tests required pursuant to Section 21B-30 of the School Code and Section 25.720 of this Part.

(Source: Amended at 40 Ill. Reg. _____, effective _____)

Section 25.40 ~~Requirements for the Special Certificate (Repealed)~~ Grade-Level Endorsements

- a) Each professional educator license or educator license with stipulations issued under this Subpart B shall be endorsed for the particular grade levels for which a licensee qualifies, based on the type of educator preparation program that the individual completed and the grade-level test passed.
- b) The grade-level endorsement shall take precedence over content-area endorsements when determining if a licensee is eligible to be assigned to a particular position; also see 23 Ill. Adm. Code 1.Subpart G.

(Source: Former Section repealed at 29 Ill. Reg. 15831, effective October 3, 2005; new Section added at 40 Ill. Reg. _____, effective _____)

Section 25.60 Alternative Educator Licensure Program for Teachers (Beginning January 1, 2013)

This Section establishes requirements in addition to those set forth in Section 21B-50 of the School Code [105 ILCS 5/21B-50] for an institution of higher education or a not-for-profit entity recognized and approved to offer educator preparation programs under Subpart C to provide an alternative approach to obtaining a professional educator license.

- a) General Requirements

Each alternative educator licensure program shall:

- 1) Include a program of study that addresses the content enumerated in Section 21B-50(b)(1) of the School Code. For purposes of this subsection (a)(1), instruction relative to special education and reading shall meet the criteria set forth in Section 25.25(a)(1) of this Part and, for English language learners, the criteria found in 23 Ill. Adm. Code 24 (Standards for All Illinois Teachers).

ILLINOIS REGISTER

STATE BOARD OF EDUCATION

NOTICE OF PROPOSED AMENDMENTS

- 2) Provide two years of residency pursuant to Section 21B-50(b)(2) and (3) of the School Code during which the candidate is assigned to teach full time for two school years as the teacher of record or a co-teacher.
 - A) During the first school year of the residency, the program shall assign a mentor to each candidate. The mentor shall:
 - i) hold a professional educator license and be employed by the school district where the candidate is serving his or her residency;
 - ii) have three years of full-time teaching experience in the 10 years immediately preceding his or her assignment as a mentor; and
 - iii) have achieved a performance evaluation rating of proficient or higher in his or her two most recent evaluations.
 - B) During the second year of residency, the program shall assign a teacher who meets the requirements of subsection (a)(2)(A) to serve as a coach for each candidate, providing consultation and support, as needed.
- 3) Involve a partnership of the institution or not-for-profit entity offering the alternative educator program with a public school district or nonpublic school that meets the criteria set forth in Section 21B-50(d) of the School Code. Candidates also may serve:
 - A) in the case of early childhood endorsements, in a position for which a professional educator license endorsed for early childhood is required pursuant to the rules of the State Board of Education at 23 Ill. Adm. Code 235 (Early Childhood Block Grant); or
 - B) in a facility operated by a provider approved by the State Superintendent to contract with school districts for the provision of special education services pursuant to Section 14-7.02 of the School Code [105 ILCS 5/14-7.02] and 23 Ill. Adm. Code 401 (Special Education Facilities Under Section 14-7.02 of the School Code); or

ILLINOIS REGISTER

STATE BOARD OF EDUCATION

NOTICE OF PROPOSED AMENDMENTS

C) in a charter school.

4) At the conclusion of the second year of residency, each program shall administer a comprehensive assessment to gauge the candidate's teaching effectiveness that is conducted by the principal of the school to which the candidate is assigned and the coordinator of the alternative educator program appointed by the institution or not-for-profit entity. (See Section 21B-50(b)(4) of the School Code.)

b) Candidate Qualifications

1) In order to enroll in the program, each candidate shall pass Illinois' test of basic skills and the content-area test for which licensure is sought, as required under Section 21B-30 of the School Code and Section 25.720. (See Section 21B-50(c)(5) of the School Code.)

2) In order to participate in the first year of residency, the candidate shall:

A) apply for an educator license with stipulations endorsed for provisional alternative educator, which shall be issued upon the presentation of evidence of having met the requirements set forth in Section 21B-50(c) of the School Code and payment of the fee required under Section 21B-40 of the School Code; and

B) complete the course of study required under subsection (a)(1).

3) In order to participate in the second year of residency, the candidate shall:

A) complete any additional coursework relative to the standards set forth in 23 Ill. Adm. Code 24 (Standards for All Illinois Teachers) and the content-area standards for the teaching field of the endorsement, as required under Section ~~25.115(e)~~25.120;

B) pass the Teacher Performance Assessment (TPA), ~~except that candidates beginning their second year of residency in the 2015-16 school year shall be required to pass the TPA during that year (also see subsection (e)(4))~~no later than the end of the first semester of the second year of residency; and

ILLINOIS REGISTER

STATE BOARD OF EDUCATION

NOTICE OF PROPOSED AMENDMENTS

C be recommended for second year of residency in accordance with the program's process established pursuant to subsection (c)(6)(C).

c) Proposal Requirements

1) Each proposal shall describe the role and responsibilities of the institution or not-for-profit entity and of the school district or nonpublic school with which the institution or entity will partner. The proposal also shall identify the program coordinator to be assigned by the institution or entity to oversee the candidates in the alternative program.

A) The proposal shall include a plan to ensure that the program coordinator visits the classroom in which each candidate is placed for an average of one day a week during the school year.

B) Any program coordinator assigned to the candidates under this subsection (c)(1) shall ~~have had three years of teaching experience in any of the grades of prekindergarten through grade 12 in the 10 years immediately preceding his or her assignment to the position~~ and meet the requirement for training under subsection (c)(7).

2) Each proposal shall demonstrate how the program will evaluate the congruence of a candidate's baccalaureate education, his or her employment experience in a field requiring application of that education, and the teaching area for which the candidate seeks preparation and licensure.

3) For candidates who have not completed a major in the particular content area of the endorsement sought, as required under Section 21B-50(c) of the School Code, the institution or not-for-profit entity shall describe the process and criteria it will use to determine whether the coursework the candidate completed aligns to the standards for the content area of the endorsement and represents at least 32 semester hours of credit in that content area.

A) Any transcript evaluation the program conducts pursuant to this subsection (c)(3) shall be provided to the State Superintendent for his or her approval no later than 45 days before the candidate is to be admitted into the program.

ILLINOIS REGISTER

STATE BOARD OF EDUCATION

NOTICE OF PROPOSED AMENDMENTS

- B) For candidates seeking an endorsement in early childhood, elementary or special education, a *major in the content area of one of the sciences* (Section 21B-50(c)(3) of the School Code) shall be understood to mean any of the physical or social sciences.
- 4) Each proposal shall provide an assurance that all candidates will be required to pass the TPA ~~prior to beginning the~~ no later than the end of the first semester of their second year of residency, ~~except as otherwise provided in Section 25.60(b)(3).~~
- 5) Each proposal shall describe the proposed course of study.
- A) Each proposal shall demonstrate how candidates will acquire knowledge of content and skills equivalent to the content and skills contained in a preparation program approved pursuant to Subpart C with regard to:
- i) *instructional planning*;
 - ii) *instructional strategies, including those meeting the criteria for instruction relative to special education, reading and English language learning set forth in Section 25.25(b)*;
 - iii) *classroom management*; and
 - iv) *the assessment of students and use of data to drive instruction.* (Section 21B-50(b)(1) of the School Code)
- B) Each proposal shall include provisions for determining the amount of time individual candidates will need in order to complete the proposed course of study, based upon factors, such as their experience and the type of program offered.
- C) Each proposal shall describe the field experiences in which candidates will participate before beginning their first year of residency.
- D) Each program shall include a preservice assessment of each candidate's performance, to be conducted by the institution or not-for-profit entity responsible for the program at the conclusion of

ILLINOIS REGISTER

STATE BOARD OF EDUCATION

NOTICE OF PROPOSED AMENDMENTS

the course of study in order to determine the candidate's readiness for the two-year teaching assignment. Each proposal shall state the criteria for the institution's or entity's determination of candidates' readiness.

- 6) Each proposal shall describe the proposed arrangements for candidates' teaching assignments under this Section and shall provide for these to be set forth in a formal, written agreement between the participating entity responsible for the program and the school districts, early childhood or nonpublic special education facility, or charter school where candidates will practice. Each agreement shall address:
 - A) the nature and intensity of the support to be provided to candidates by the mentor, as well as any experienced teachers and other staff members of the district, including:
 - i) the qualifications and experience of the mentor and any of the assisting teachers and staff;
 - ii) the estimated amount of time the mentor and any assisting teachers and staff will devote to advising and assisting candidates; and
 - iii) the specific roles of the mentor and any assisting teachers and staff;
 - B) provisions enabling candidates to compensate for teaching time lost due to emergencies; and
 - C) the process and criteria to be used by the principal of the school where the candidate is placed and the program coordinator to recommend the candidate's placement in a second year of residency. (Section 21B-50(b)(2) of the School Code)
- 7) Each proposal shall describe the proposed method of comprehensively assessing candidates' teaching performance at the conclusion of the second year of residency, which shall at a minimum meet the requirements set forth in 23 Ill. Adm. Code 50.120 (Professional Practice Components for Teachers) and be conducted by an individual who has successfully completed the prequalification process and passed the required assessment

ILLINOIS REGISTER

STATE BOARD OF EDUCATION

NOTICE OF PROPOSED AMENDMENTS

authorized by Section 24A-3 of the School Code [105 ILCS 5/24A-3]. The assessment methods shall be set forth in a formal, written agreement between the participating entity responsible for the program and the school districts where candidates will practice. Each agreement shall describe:

- A) the roles of the principal and program coordinator who will participate in the evaluation of candidates;
 - B) assessment methods capable of demonstrating whether a candidate is:
 - i) knowledgeable about specific subject matter and strategies for teaching that subject matter to students with differing needs; and
 - ii) skilled in managing and monitoring students' learning; and
 - C) the professional development process to be used either for those candidates who receive a "needs improvement" rating at the conclusion of the assessment process or in instances when the principal and program coordinator cannot agree, which shall address the candidate's weaknesses and deficiencies identified during the assessment and assist the candidate in making improvement during the third year of residency relative to those weaknesses and deficiencies. The option for professional development and a third year of residency shall not be afforded to any candidate who receives "unsatisfactory" ratings from both the principal and program coordinator or for anyone who receives an "unsatisfactory" rating from either the principal or program coordinator and a "needs improvement" rating from either the principal or program coordinator.
- 8) Each proposal shall delineate any criteria, in addition to a candidate's receiving a rating of "proficient" or higher at the conclusion of the comprehensive assessment required under subsection (c)(7), by which candidates will be recommended for the professional educator license endorsed in the content area and grade level of the candidate's residency practice by the participating entity responsible for the program.

ILLINOIS REGISTER

STATE BOARD OF EDUCATION

NOTICE OF PROPOSED AMENDMENTS

- 9) Proposals shall be submitted to the State Board of Education and addressed as follows:

Alternative Educator Licensure Program
100 North First Street
Springfield, Illinois 62777

- d) Program Approval

Proposals for the establishment of alternative programs for teacher licensure meeting the specifications of this Section and Section 21B-50 of the School Code shall be approved by the State Superintendent of Education pursuant to the requirements set forth in Section ~~25.145~~25.120, in consultation with the State Educator Preparation and Licensure Board.

- e) *Successful completion of the program shall be deemed to satisfy any other practice or student teaching and content matter requirements established by law.* [105 ILCS 21B-50(b)] A candidate successfully completing the program shall receive a professional educator license endorsed in the content area and grade levels of his or her residency practice upon application and payment of the fee required under Section 21B-40 of the School Code.
- f) Each alternative program established pursuant to this Section shall be subject to the review process and reporting requirements described in Subpart C.

(Source: Amended at 40 Ill. Reg. _____, effective _____)

Section 25.72 Endorsement for Provisional Career and Technical Educator

The requirements of this Section apply to individuals seeking an educator license with stipulations endorsed for provisional career and technical educator pursuant to Section 21B-20(2)(F) of the School Code [105 ILCS 5/21B-20(2)(F)].

- a) Each applicant for an educator license with stipulations endorsed for provisional career and technical educator shall present evidence of having completed 8,000 hours of work experience in the skill area for which the applicant is seeking employment. (See Section 21B-20(2)(F).) The required evidence of this work experience shall be written statements from former supervisors who can be reached for verification or, in cases in which supervisors are no longer available

ILLINOIS REGISTER

STATE BOARD OF EDUCATION

NOTICE OF PROPOSED AMENDMENTS

to verify the individual's employment, affidavits by the applicant describing the work experience.

- b) At the time application is made for the educator license with stipulations endorsed for provisional career and technical educator, the school district that will employ the individual requesting the license shall verify, in writing, to the State Superintendent that:
- 1) the district is unable to find a qualified individual holding a professional educator license endorsed for the skill area of instruction or educator license with stipulations endorsed for career and technical educator in the skill area of instruction; and
 - 2) the current circumstances existing in the district require the employment of an individual licensed in the skill area of instruction.
- c) The educator license with stipulations endorsed for provisional career and technical educator is valid *until June 30 immediately following five years after the endorsement was issued.* [105 ILCS 5/21B-20(2)(F)]
- d) In accordance with Section 21B-20(2)(F) of the School Code, the educator license with stipulations endorsed for provisional career and technical educator shall be renewed once only for a five-year period provided that the individual seeking the renewal:
- 1) has passed a test of basic skills, as required under Section 21B-30 of the School Code and Section 25.720 of this Part, except that individuals holding the educator license with stipulations endorsed for provisional career and technical educator before January 1, 2015 shall be exempt from the provisions of this subsection (d)(1); and
 - 2) has completed a minimum of 20 semester hours of coursework from a regionally accredited institution, ~~which shall be accepted only in the career and technical education content area of the individual's assignment (i.e., agricultural education; business, marketing, and computer education; family and consumer sciences; health careers; or technology education) or in pedagogy.~~

(Source: Amended at 40 Ill. Reg. _____, effective _____)

ILLINOIS REGISTER

STATE BOARD OF EDUCATION

NOTICE OF PROPOSED AMENDMENTS

Section 25.97 Endorsement for Elementary Education (Grades 1 through 6)

The requirements of 23 Ill. Adm. Code 1.710 (Requirements for Elementary Teachers) shall apply to the preparation of any candidate who completes a program approved in accordance with those provisions ~~on or~~ before September 1, ~~2017-2018~~ and has the elementary education endorsement issued by September 1, ~~2018~~2019. For candidates prepared in a program approved using the standards set forth at 23 Ill. Adm. Code 20 (Standards for Endorsements in Elementary Education), as well as those completing programs on or after September 1, ~~2017~~2018, the requirements of this Section shall apply.

- a) The endorsement for self-contained general elementary education in grades 1 through 6 shall be affixed to the professional educator license.
- b) Each candidate for an endorsement in self-contained general elementary education shall complete a 32 semester hour major in elementary education offered by an Illinois program approved for the preparation of elementary education teachers pursuant to Subpart C. The program shall include:
 - 1) coursework that addresses at least three areas of the sciences (i.e., physical, life, and earth and space);
 - 2) coursework that address at least four areas of the social sciences (i.e., (history, geography, civics and government, and economics of Illinois, the United States and the world); and
 - 3) a student teaching experience that meets the requirements of Section 25.620 for those candidates who will be receiving the professional educator license for the first time.
- c) Each candidate shall be required to pass the applicable tests, as required by Section 21B-30 of the School Code, subject to the provisions of Section 25.720 of this Part.
- d) Additional elementary endorsements (e.g., elementary mathematics, elementary reading) may be added to the professional educator license endorsed for self-contained elementary education in accordance with the provisions of Section 25.37 of this Part.

(Source: Amended at 40 Ill. Reg. _____, effective _____)

ILLINOIS REGISTER

STATE BOARD OF EDUCATION

NOTICE OF PROPOSED AMENDMENTS

Section 25.99 Endorsement for the Middle Grades (Grades 5 through 8)

The requirements of 23 Ill. Adm. Code 1.720 (Requirements for Teachers of Middle Grades) shall apply to the preparation of any candidate who completes the requirements set forth in Section 1.720 and has the endorsement issued on or before January 31, 2018. For candidates prepared in a program approved using the standards set forth at 23 Ill. Adm. Code 21 (Standards for Endorsements in the Middle Grades), as well as those completing programs on or after February 1, 2018, the requirements of this Section shall apply.

- a) The endorsement for the middle grades of 5 through 8 shall be affixed to the professional educator license.
- b) General Requirements
 - 1) Each candidate for an endorsement for the middle grades shall complete a 32 semester hour major in middle grades education offered by an Illinois program approved for the preparation of teachers in the middle grades pursuant to Subpart C ~~of this Part~~.
 - 2) As applicable to the specific middle-grades content area of the endorsement, the course of study required under subsection (b)(1) ~~of this Section~~ shall include the following:
 - A) for a middle-grades math endorsement, 24 hours of math content, which shall include three hours of content-specific methods focused on the middle grades; or
 - B) for a middle-grades literacy endorsement, 24 hours of literacy content, which shall include three hours of content-specific methods focused on the middle grades; or
 - C) for a middle-grades science endorsement, 24 hours of science content (including three hours of content-specific methods focused on the middle grades) to include coursework in each of the following areas:
 - i) physical sciences;
 - ii) life sciences; and

ILLINOIS REGISTER

STATE BOARD OF EDUCATION

NOTICE OF PROPOSED AMENDMENTS

- iii) earth and space sciences; or
 - D) for a middle-grades social science endorsement, 24 hours of social science content (including three hours of content-specific methods focused on the middle grades) to include coursework in each of the following areas, in relation to Illinois, the United States and the world:
 - i) history;
 - ii) geography;
 - iii) civics and government; and
 - iv) economics; or
 - E) for content areas other than those specified in this subsection (b), 24 hours of content specific to the endorsement sought, which shall include three hours of content-specific methods focused on the middle grades.
- 3) Each candidate who will be receiving the professional educator license for the first time shall complete a student teaching experience that meets the requirements of Section 25.620 of ~~this Part~~ specific to his or her content area of endorsement.
- c) Each candidate shall be required to pass the applicable tests, as required by Section 21B-30 of the School Code, subject to the provisions of Section 25.720 of this Part.
 - d) Additional content-area endorsements (e.g., health, physical education, family and consumer sciences) may be added to the professional educator license endorsed for the middle grades in accordance with the provisions of Section 25.37 ~~of this Part~~.
 - e) A licensee holding the middle grades endorsement instead of the elementary education endorsement on the professional educator license may teach in grades 5 or 6 in a self-contained general education setting provided that he or she has a minimum of six semester hours of coursework in each content area to be taught

ILLINOIS REGISTER

STATE BOARD OF EDUCATION

NOTICE OF PROPOSED AMENDMENTS

for which the licensee does not hold a content-area endorsement issued under subsection (b).

(Source: Amended at 40 Ill. Reg. _____, effective _____)

SUBPART C: APPROVING PROGRAMS THAT PREPARE PROFESSIONAL EDUCATORS
IN THE STATE OF ILLINOIS

Section 25.110 ~~System of Approval: Levels of Approval (Repealed)~~ Definitions

As used in this Subpart C:

"CAEP" means the Council for the Accreditation of Educator Preparation, which provides a national evidence-based accreditation process to ensure that educator preparation programs are of high quality and support continuous improvement.

"Completer" means an individual who has successfully completed all of the requirements of an educator preparation program.

"Educator Preparation Provider" ("EPP") means the institution or college, school, department, or other administrative body within the institution that is primarily responsible for the initial and continuing preparation of teachers and other education professionals.

"Institution" means an Illinois institution of higher education, an out-of-state college or university granted authorization to operate by the Illinois Board of Higher Education as an out-of-state institution, an out-of-state college or university granted authorization to operate by the state in which it is located, or a not-for-profit educational entity subject to the General Not For Profit Corporation Act of 1986 [805 ILCS 105] or incorporated as a not-for-profit entity in another state but registered to do business in the State of Illinois pursuant to the Business Corporation Act of 1983 [805 ILCS 5].

"Institutional Report" means documentation submitted with an application for recognition that meets the conditions set forth in Section 25.115 and includes an educator preparation program proposal for each program that the institution wishes to be approved.

"Program" or "preparation program" means a program that leads to licensure. Electronic transmission of written materials pursuant to this Subpart C is required.

ILLINOIS REGISTER

STATE BOARD OF EDUCATION

NOTICE OF PROPOSED AMENDMENTS

"Program Proposal" means the document that meets the requirements of Section 25.120 and provides evidence of the institution's alignment to applicable standards and criteria necessary for State approval of any proposed educator preparation program.

(Source: Former Section repealed at 23 Ill. Reg. 7231, effective June 14, 1999; new Section added at 40 Ill. Reg. _____, effective _____)

Section 25.115 Recognition of Institutions and ~~Educational Units, and Approval of Programs~~Educator Preparation Providers

~~As used in this Subpart C, "institution" shall be defined as an Illinois institution of higher education, an out-of-state college or university granted authorization to operate by the Illinois Board of Higher Education as an out-of-state institution, an out-of-state college or university granted authorization to operate by the state in which it is located, or a not-for-profit educational entity subject to the General Not For Profit Corporation Act of 1986 [805 ILCS 105] or incorporated as a not-for-profit entity in another state but registered to do business in the State of Illinois pursuant to the Business Corporation Act of 1983 [805 ILCS 5].~~

a) In order for an institution to offer one or more programs that prepare professional educators, that institution must be recognized, and the ~~educational unit~~educator preparation provider (EPP) responsible for the programs must be recognized, by the State Board of Education in consultation with the State Educator Preparation and Licensure Board (SEPLB). ~~"Educational unit" means the institution or college, school, department, or other administrative body within the institution that is primarily responsible for the initial and continuing preparation of teachers and other education professionals.~~ Each program that is offered by a recognized institution must also be individually approved by the State Board of Education in consultation with the ~~State Educator Preparation and Licensure Board~~SEPLB (see Section 25.120). Recognition of an institution automatically results in the responsible EPP being considered "recognized". ~~"Program" or "preparation program" means a program that leads to licensure. Electronic transmission of written materials pursuant to this Subpart C is required.~~

b)a) In order to be considered for recognition ~~under Section 25.155 of this Part~~, a degree-granting institution of higher education shall:

- 1) be regionally accredited;
- 2) be approved by the Illinois Board of Higher Education to operate as a postsecondary degree-granting institution under the provisions of the

ILLINOIS REGISTER

STATE BOARD OF EDUCATION

NOTICE OF PROPOSED AMENDMENTS

Private College Act [110 ILCS 1005] and the Academic Degree Act [110 ILCS 1010] or, if the out-of-state institution is not required to seek authorization to operate from the Illinois Board of Higher Education, be approved to offer educator preparation programs by the state that granted it operating authority; and

- 3) sponsor a course of study leading to a license issued under Article 21B of the School Code [105 ILCS 5/Art. 21B] and this Part.

~~e)b) In order to be considered for recognition under Section 25.155 of this Part, an eligible not-for-profit educational entity EPP shall conduct or propose to conduct at least one approved program that will prepare professional educators and leads to a license issued pursuant to Article 21B of the School Code and this Part, and the not-for-profit EPP shall meet the definition of "institution" set forth in Section 25.110.~~

~~d) In order to be considered for recognition under Section 25.155 of this Part, an educational unit shall meet the standards enumerated in "Professional Standards for the Accreditation of Teacher Preparation Institutions" (2008), published by the National Council for the Accreditation of Teacher Education (NCATE), 2010 Massachusetts Avenue, N.W., Suite 500, Washington, D.C. 20036-1023 (no later amendments to or editions of these standards are incorporated by this Section).~~

~~e) In order to be considered for approval under Section 25.145 of this Part, a recognized institution shall propose a preparation program that:~~

~~1) meets the national content standards accepted by the State Board of Education and listed on the State Board of Education's website at www.isbe.net or, if no national content standards are specified, then the applicable content standards set forth at 23 Ill. Adm. 20, 21, 23, 26, 27, 28 or 29;~~

~~2) meets the standards set forth at 23 Ill. Adm. Code 24 (Standards for All Illinois Teachers) or the Educational Leadership Policy Standards: ISLLC 2008, adopted by the National Policy Board for Educational Administration and posted at <http://www.npbea.org/projects.php> (no later additions to or editions of these standards are incorporated by this Part), as applicable;~~

ILLINOIS REGISTER

STATE BOARD OF EDUCATION

NOTICE OF PROPOSED AMENDMENTS

- ~~3)~~ ~~will produce candidates for licensure in areas defined as "shortage areas" by the State Superintendent of Education (e.g., the number of individuals holding a particular endorsement and the number of positions that are currently vacant or predicted to be available in the next five years; the number of approved programs in Illinois and their capacity). Evidence of need shall be presented in the application submitted under Section 25.145 of this Part; and~~
- ~~4)~~ ~~beginning July 1, 2014, addresses the State Board of Education's Social and Emotional Learning Standards set forth at 23 Ill. Adm. Code 555.Appendix A so that educators understand the standards and how they apply to students in kindergarten through grade 12.~~
- ~~f)c)~~ In the case of a not-for-profit entity, all advertising materials, candidate handbooks, catalogues, and candidate contracts shall display prominently the fact that the entity does not offer higher education credit and that there is no guarantee that the Illinois license or any endorsement affixed to that license earned by the candidate will be honored or accepted for exchange in another state.
- ~~d)~~ The procedures set forth in this subsection (d) shall apply to initial recognition of an institution and the concurrent recognition of the EPP. The initial approval of the educator preparation programs within that institution shall follow the procedures set forth in Section 25.120.
 - 1) An institution shall notify the State Board of Education of its desire to initiate the initial recognition process by submitting a letter of intent to the State Superintendent of Education. Within 30 days after receipt of the notification, the State Superintendent shall respond to the institution, identifying the staff member who will be responsible for assisting the institution and inviting the institution to submit an institutional report to that individual.
 - 2) The institution shall submit an institutional report to the State Superintendent of Education, in the quantity and format specified by the State Superintendent, that includes:
 - A) evidence indicating that the institution meets the conditions described in subsection (a) or (b);

ILLINOIS REGISTER

STATE BOARD OF EDUCATION

NOTICE OF PROPOSED AMENDMENTS

- B) a written description that addresses each of the components set forth in this subsection (d)(2)(B):
- i) identification of the EPP; its mission, purposes or goals; its authority and responsibilities for professional education; and its coordination of the institution's various educator preparation programs;
 - ii) identification of the dean, chair or director who is officially designated to represent the EPP and is assigned the authority and responsibility for its overall administration and operation;
 - iii) evidence of the institution's commitment and resources for the proposed program, to include the EPP's operational budget and evidence that the institution's president or provost supports the educator programs being proposed;
 - iv) a chart of the administrative and organizational structure of the EPP;
 - v) the written policies and procedures that guide the operations of the EPP;
 - vi) the EPP's policies for monitoring and evaluating its operations, the quality of its offerings, performance of candidates and effectiveness of its graduates; and
 - vii) the EPP's published criteria for admission to and exit from all preparation programs for professional educators, and process for development and submission of summary reports of candidate performance at the time they exit the program.
- 3) State Board of Education staff shall review the institutional report and within 60 days either:
- A) find the institutional report to be adequate and invite the institution to submit a proposal that meets the requirements of Section 25.120 for each of the programs the institution wishes to implement; or

ILLINOIS REGISTER

STATE BOARD OF EDUCATION

NOTICE OF PROPOSED AMENDMENTS

- B) find the institutional report not to be adequate, at which time no further review of the institution shall occur unless the institution submits a revised institutional report addressing the deficiencies identified.
- 4) The State Superintendent of Education may authorize the scheduling of an on-site review visit to the institution at the mutual convenience of the affected institution and State Board staff when the program proposal required under Section 25.120 is submitted and found adequate. If the program proposal is found not to be adequate, a site visit may be scheduled to determine if the deficiencies identified are such that it is unlikely the institution will be recognized.
- A) For visits conducted in Illinois, the institution will be required to provide housing (including a work room) for the personnel conducting the review visit; or
 - B) For visits conducted out of state, the institution will be required to provide housing (including a work room), transportation and meals for the personnel conducting the review visit.
- e) From a pool of individuals (i.e., State Board staff or others external to the agency) who have been trained in the applicable standards and procedures, the State Superintendent shall empanel a team to conduct the review visit to verify the information provided by the institution as required by subsection (d)(2). If the team members are not employees of the State Board, a staff member of the State Board of Education or designee shall accompany the team to ensure that applicable standards, procedures, rules and statutes are addressed.
- f) The review team shall prepare a draft report about the onsite visit within 30 business days after the conclusion of the visit, and the institution shall have 30 business days to correct any factual errors. The team shall review the institution's suggested revisions and make appropriate changes. The review team shall provide the final report to the State Superintendent within 30 business days after receipt of the institution's suggested corrections. The State Superintendent shall provide the final report to the institution within ten business days after receiving it.

ILLINOIS REGISTER

STATE BOARD OF EDUCATION

NOTICE OF PROPOSED AMENDMENTS

- g) Within 30 business days after receipt of the final report, the institution shall submit to the State Superintendent either a letter stating agreement with the report's findings or a rejoinder to those findings.
- 1) The rejoinder must indicate the grounds for disagreement with one or more of the review team's findings and include documentation to support the institution's position.
 - 2) All documentation must describe conditions that existed at the time of the review visit. (Changes made by the EPP after the visit will not be considered.)
 - 3) All documentation must relate directly to the standards and procedures that applied at the time of the review visit. The recognition of an educational unit shall be subject to review every four years beginning in 2012. This cycle shall begin in accordance with a timeline established by the State Superintendent of Education or designee. The approval of the educational unit's programs shall be subject to review in each year after the unit receives initial State recognition.
- h) Staff of the State Board of Education shall convey to the SEPLB a recommendation, accompanied by the review team's final report; the institution's letter of agreement or rejoinder; a response to that rejoinder provided by the review team; and any other relevant documentation that was available to the staff. Each recognized educational unit shall submit a separate annual program report for each approved program to the State Superintendent of Education, in a format defined by the State Superintendent, no sooner than October 1 and no later than November 30. Content-specific endorsements (see Section 25.100(a) of this Part) shall be considered separate programs for reporting purposes. The annual program report shall:
- 1) update any information previously provided;
 - 2) summarize data about the program's overall structure, faculty, and candidates, and the results of various assessments, including the effectiveness of the completers of the program from the performance evaluations conducted under Article 24A of the School Code [105 ILCS 5/Art. 24A] (to be provided for principals beginning in 2014 and for teachers beginning in 2018);

ILLINOIS REGISTER

STATE BOARD OF EDUCATION

NOTICE OF PROPOSED AMENDMENTS

- A) ~~If at least 80 percent of an institution's teacher preparation program completers have passed the content area test and applicable form of the assessment of professional teaching (APT) in each of the preceding three years, the institution shall be deemed to be adequately addressing the Standards for All Illinois Teachers set forth at 23 Ill. Adm. Code 24;~~
 - B) ~~If at least 80 percent of an institution's administrative endorsement program completers have passed the applicable content area tests for administrative endorsement in each of the preceding three years, the institution shall be deemed to be adequately addressing the standards set forth in subsection (e)(2) of this Section; and~~
 - C) ~~beginning with reports submitted in October 2016, if at least 80 percent of candidates during their student teaching experience have passed the Teacher Performance Assessment, the institution shall be deemed to be adequately addressing the standards set forth in subsection (e) of this Section.~~
- 3) ~~as relevant to the institution, report on all programs provided by the institution that have been approved as an alternative route to licensure under Sections 25.65 and 25.67 of this Part (through December 31, 2014) or Section 25.60 of this Part (beginning January 1, 2014), and Section 25.311 (beginning January 1, 2013) or Section 25.313 (through August 31, 2013).~~
- i) The SEPLB, after reviewing all the relevant materials, shall convey its recommendation to the State Superintendent that the State Board of Education~~In conjunction with the review set forth in subsection (g) of this Section, each educational unit shall submit a unit report to the State Superintendent, in a format specified by the State Superintendent, no sooner than October 1 and no later than November 30 of the academic year (i.e., September 1 through August 31) in which the review is scheduled. The report shall include:~~
- 1) Recognize the institution and EPP, and approve one or more proposed educator preparation programs, thereby authorizing the institution to conduct the approved programs and to recommend candidates for licensure by entitlement~~a description of how the unit has addressed any concerns about applicable standards identified in any of the program~~

ILLINOIS REGISTER

STATE BOARD OF EDUCATION

NOTICE OF PROPOSED AMENDMENTS

~~reports produced pursuant to subsection (h) of this Section submitted in each of the last four years preceding the review; or~~

- 2) ~~Recognize the institution and the EPP, and deny approval of one or more proposed educator preparation programs, thereby authorizing the institution to conduct the approved programs and to recommend candidates for licensure by entitlement for the approved programs and prohibit the conduct of the proposed programs denied approval. Programs denied approval may resubmit a request for program approval at a later date any changes in the institution or in the educational unit that affects the operation of the unit; or~~
- 3) ~~Deny recognition of the institution and EPP, and deny approval of one or more educator preparation programs, thereby prohibiting the conduct of the proposed programs. any new programs approved in the last four years;~~
- 4) ~~the percentage of individuals in the last four years who completed the program and received a license or endorsement who were hired into a related school position in the field for which the license or endorsement was issued; and~~
- 5) ~~data regarding the effectiveness of the completers of the program from the performance evaluations conducted under Article 24A of the School Code [105 ILCS 5/Art. 24A] (to be provided for principals beginning in 2014 and for teachers beginning in 2018).~~

j) ~~Actions following upon the recommendation of the SEPLB to the State Superintendent of Education shall be as described in Section 25.160. No later than April 7 of each year, each institution shall report to the State Board of Education, using a form supplied by the Board, on its program completers' pass rates on the tests required for receipt of the professional educator license pursuant to this Part and other information required by Title II of the Higher Education Act (20 USCA 1027). Further, each institution shall make this information readily available to the public on an annual basis and shall include it in or with publications routinely sent to potential applicants, school counselors, and prospective employers of the institution's program completers.~~

k) ~~Recognition of the institution and EPP shall be for a period of seven years. The process for continued recognition beyond the seven-year period shall be as set forth in this Section. State Board of Education staff may visit a recognized~~

ILLINOIS REGISTER

STATE BOARD OF EDUCATION

NOTICE OF PROPOSED AMENDMENTS

~~institution at any time with one day's advance notice and may ask to speak with faculty, candidates, or administrators. All records shall be made available to State Board of Education staff upon request.~~

(Source: Amended at 40 Ill. Reg. _____, effective _____)

~~Section 25.120 Standards and Criteria for Institutional Recognition and Program Approval (Repealed)~~Initial Approval of Educator Preparation Programs by the State Board of Education

The procedures set forth in this Section shall apply to the initial approval or redesign of educator preparation programs established by institutions that are already recognized, including those that have been granted initial recognition under Section 25.115. Additional considerations for approval of programs for foreign language are stated in Section 25.147.

- a) The institution shall submit to the State Superintendent of Education a program proposal meeting the requirements set forth in this subsection (a). As applicable to the program being proposed, requirements in addition to this subsection (a) may be found in 23 Ill. Adm. Code 30 (Programs for the Preparation of Principals in Illinois) and 23 Ill. Adm. 33 (Programs for the Preparation of Superintendents in Illinois).
 - 1) Evidence that the proposed program meets the applicable professional education and content-area standards established by the State Board of Education, including:
 - A) the national content standards accepted by the State Board of Education and listed on the State Board of Education's website at www.isbe.net;
 - B) the applicable content standards set forth at 23 Ill. Adm. 20, 21, 23, 26, 27, 28 or 29;
 - C) the standards set forth at 23 Ill. Adm. Code 24 (Standards for All Illinois Teachers) or the Educational Leadership Policy Standards: ISLLC 2008, adopted by the National Policy Board for Educational Administration and posted at http://www.ccsso.org/Documents/2008/Educational_Leadership_Policy_Standards_2008.pdf (no later additions to or editions of these standards are incorporated), as applicable;

ILLINOIS REGISTER

STATE BOARD OF EDUCATION

NOTICE OF PROPOSED AMENDMENTS

- D) the State Board of Education's Social and Emotional Learning Standards set forth at 23 Ill. Adm. Code 555.Appendix A to the extent that educators understand the standards and how they apply to students in kindergarten through grade 12; and
- E) the CAEP 2013 Accreditation Standards posted at <http://caepnet.org/> (no later amendments to or editions of these standards are incorporated).
- 2) A description of the criteria for admission to, retention in and exit from the program, including the required grade point average and minimum grade requirements for the institution.
- 3) A description of the program assessments to be used, as relevant to the program being proposed, and how the faculty will collect, analyze and use the data from the assessments used.
- 4) Identification of the faculty members with primary responsibility for preparing professional educators in the program and faculty members' qualifications for their positions.
- 5) A description of the course of study, field experiences and clinical practice. The descriptions of field experiences and clinical practices shall include:
 - A) the criteria and measures taken to ensure candidates gain experience in diverse settings and with students with varying demographic characteristics;
 - B) the measures taken to ensure that candidates gain experience with technology relevant to the profession; and
 - C) the program's requirements for faculty supervision of field experiences and clinical practice.
- 6) A description and the proportion of coursework offered by distance learning or video-conferencing technology.

ILLINOIS REGISTER

STATE BOARD OF EDUCATION

NOTICE OF PROPOSED AMENDMENTS

- b) After consideration of the proposal, the SEPLB shall convey to the State Superintendent its recommendation that the State Board of Education either:
- 1) Approve the proposed new educator preparation programs, thereby authorizing the EPP to conduct the programs and to recommend candidates for licensure by entitlement; or
 - 2) Deny approval of the proposed programs, thereby prohibiting the conduct of the affected programs (a program denied by the State Board of Education will be allowed to resubmit its program proposal for reconsideration at a later time or, after notification of a denial recommendation, a program may withdraw its proposal from consideration within the timelines set forth in Section 25.160(b), at which time no denial action will be taken).
- c) Actions following upon the recommendation of the SEPLB to the State Superintendent of Education shall be as described in Section 25.160.

(Source: Former Section repealed at 23 Ill. Reg. 7231, effective June 14, 1999; new Section added at 40 Ill. Reg. _____, effective _____)

Section 25.125 ~~Accreditation Review of the Educational Unit (Repealed)~~ Accreditation of Educator Preparation Providers and Approval of Educator Preparation Programs through CAEP

An institution and its EPP that have been recognized under Section 25.115 and have offered at least one educator preparation program approved under Section 25.120 for one year or more may choose to seek accreditation of the EPP and all educator preparation programs it offers through the CAEP accreditation process set forth at <http://caepnet.org/>.

- a) An institution that chooses to undergo the CAEP accreditation process shall notify the State Board of Education in writing at least one year before its EPP begins the process for accreditation with CAEP. The notification shall indicate the type of accreditation sought (i.e., initial or continuing) and the date that the application was submitted to CAEP.
- b) During the CAEP accreditation process, the EPP shall remain under the purview of the requirements of this Subpart C regarding program review and reporting, and approval of any new educator preparation programs that it may wish to implement before the conclusion of the CAEP process.

ILLINOIS REGISTER

STATE BOARD OF EDUCATION

NOTICE OF PROPOSED AMENDMENTS

- c) The EPP shall provide written notification to the State Board of Education of its accreditation status within 10 days of receipt of that status from CAEP. An EPP whose accreditation is denied or revoked shall be placed on probation by the State Board of Education (see Section 25.130). Should the institution choose to appeal CAEP's determination through the CAEP appeal process, however, the State Board of Education will honor CAEP's decision.
- d) During the effective period of CAEP accreditation, an EPP shall follow the process for review and reporting set forth at Section 25.127(c)(1).
- e) An institution with CAEP accreditation that wishes to participate in the State approval process shall notify the State Board of Education in writing no sooner than six months following its most recent CAEP accreditation reauthorization.

(Source: Former Section repealed at 35 Ill. Reg. 4315, effective February 23, 2011; new Section added at 40 Ill. Reg. _____, effective _____)

Section 25.127 Reporting; Review of Educator Preparation Providers and Individual Programs ~~(Repealed)~~

a) Annual Reporting (For State-approved EPPs Not Accredited by CAEP)

Each EPP shall submit to the State Board the reports set forth in this subsection (a) annually by the deadlines indicated. The data and information contained in the reports shall be used by the State Board as part of its review of an EPP and its programs for continued approval. CAEP-accredited EPPs are subject to the review and reporting requirements enumerated at <http://caepnet.org/> rather than the reporting required under this subsection (a).

1) No later than November 30 annually, each EPP shall submit data and other information relative to the measures listed in subsections (a)(1)(A) and (B) for the prior reporting year (i.e., September 1 through August 31).

A) Impact Measures

i) Student learning and development in the prekindergarten through grade 12 setting;

ii) Observations of teaching effectiveness;

ILLINOIS REGISTER

STATE BOARD OF EDUCATION

NOTICE OF PROPOSED AMENDMENTS

- iii) Employer satisfaction; and
 - iv) Completer satisfaction (i.e., completer survey results).
 - B) Outcome Measures
 - i) Completer rate;
 - ii) Graduation rate;
 - iii) Licensure rate; and
 - iv) Employment rate (in a position for which licensure is sought).
- 2) No later than April 1 of each year, each institution shall submit to the State Superintendent of Education, using a form supplied by the State Superintendent, its program completers' pass rates on the tests required for receipt of the professional educator license pursuant to this Part and other information required by Title II of the Higher Education Act (20 USCA 1027). Further, each institution shall make this information readily available to the public on an annual basis and shall include it in or with publications routinely sent to potential applicants, school counselors and prospective employers of the institution's program completers.
- 3) Each EPP shall submit a separate annual program report for each approved program to the State Superintendent of Education, in a format defined by the State Superintendent, no sooner than October 1 and no later than November 30. Content-specific endorsements (see Section 25.100(a)) shall be considered separate programs for reporting purposes. The annual program report shall:
 - A) update any information previously provided;
 - B) summarize data about the program's overall structure, faculty and candidates;
 - C) provide the results of the applicable content-area test and the Teacher Performance Assessment (TPA);

ILLINOIS REGISTER

STATE BOARD OF EDUCATION

NOTICE OF PROPOSED AMENDMENTS

- i) If at least 80 percent of an institution's teacher preparation program completers have passed the content area test in each of the preceding three years, the institution shall be deemed to be adequately addressing the Standards for All Illinois Teachers set forth at 23 Ill. Adm. Code 24;
 - ii) If at least 80 percent of an institution's administrative endorsement program completers have passed the applicable content-area tests for administrative endorsement in each of the preceding three years, the institution shall be deemed to be adequately addressing the standards set forth in subsection (e)(2); and
 - iii) beginning with reports submitted in October 2016, if at least 80 percent of candidates during their student teaching experience have passed the TPA, the institution shall be deemed to be adequately addressing the standards set forth in Section 25.120;
 - 4) an indication of completer effectiveness from the performance evaluations conducted under Article 24A of the School Code [105 ILCS 5/Art. 24A] (to be provided for principals beginning in 2014 and for teachers beginning in 2018); and
 - 5) as relevant to the institution, a report on all programs provided by the institution that have been approved as an alternative route to licensure under Sections 25.65 and 25.67 (through September 30, 2016) or Section 25.60 (beginning January 1, 2013), and Section 25.311 (beginning January 1, 2013).
- b) Additional Reporting for EPPs Through November 30, 2018

In addition to the reports required under subsection (a), each EPP shall submit a report to the State Superintendent, in a format specified by the State Superintendent, no sooner than October 1 and no later than November 30 of the academic year (i.e., September 1 through August 31) in which a review pursuant to subsection (c) is scheduled. The report shall include:

ILLINOIS REGISTER

STATE BOARD OF EDUCATION

NOTICE OF PROPOSED AMENDMENTS

- 1) a description of how the EPP has addressed any concerns about applicable standards identified in any of the program reports produced pursuant to subsection (a) submitted in each of the last four years preceding the review;
- 2) any changes in the institution or in the EPP that affects the operation of the EPP;
- 3) any new programs approved in the last four years;
- 4) the percentage of individuals in the last four years who completed the program and received a license or endorsement who were hired into a related school position in the field for which the license or endorsement was issued; and
- 5) aggregated data regarding the effectiveness of the completers of the program from the performance evaluations conducted under Article 24A of the School Code [105 ILCS 5/Art. 24A] (to be provided for principals beginning in 2014 and for teachers beginning in 2018).

c) Review of EPPs Through November 30, 2018

The recognition of an EPP shall be subject to review every seven years. This cycle shall begin in accordance with a timeline established by the State Superintendent of Education or designee. The approval of the EPP's programs shall be subject to review in each year after the unit receives initial State recognition. Actions taken as a result of these reviews shall be as set forth in Section 25.130.

d) Review of EPPs Starting December 1, 2018

- 1) An EPP accredited by CAEP shall undergo CAEP's continuing accreditation process for Specialty Professional Association Review with National Recognition or Program Review with Feedback developed by CAEP (see <http://caepnet.org/>). The EPP shall notify the State Board in writing of its continuing accreditation status no later than 30 days after receiving CAEP's notification.
- 2) An EPP whose programs are approved by the State Board of Education under this Subpart C shall undergo CAEP's Program Review with

ILLINOIS REGISTER

STATE BOARD OF EDUCATION

NOTICE OF PROPOSED AMENDMENTS

Feedback process (see <http://caepnet.org/>) and submit data and information required to the State Superintendent of Education for consideration.

- e) State Board of Education staff may visit a recognized institution at any time with one day's advance notice and may ask to speak with faculty, candidates or administrators. All records shall be made available to State Board of Education staff upon request.
- f) Changes to Programs Currently Approved by the State Board of Education
 - 1) Using a format identified by the State Superintendent of Education, an institution that has its programs approved by the State Board of Education may request changes to one or more currently approved programs by submitting documentation of the proposed changes no later than 60 days prior to the date upon which the changes will take effect.
 - 2) State Board staff shall review the proposed changes and make a recommendation to the SEPLB, which shall submit its recommendation to the State Superintendent. The State Superintendent may accept, modify or reject any of the recommendations of the SEPLB issued in accordance with this subsection (f). In cases where the State Superintendent's modification or rejection results in an action that has negative consequences for the program, then the actions to be taken shall be as described in Section 25.160.

(Source: Former Section repealed at 35 Ill. Reg. 4315, effective February 23, 2011; new Section added at 40 Ill. Reg. _____, effective _____)

Section 25.130 Interventions by the State Board of Education and State Educator Preparation and Licensure Board

The provisions of this Section shall apply when the State Superintendent of Education receives information through ~~the annual program report or unit report~~any of the reports required under Section ~~25.115 of this Part~~25.127, or by other means indicating that any ~~educational unit~~EPP recognized pursuant to this Subpart C or any approved preparation program may not be addressing any applicable standard or may otherwise be failing to offer candidates any of the learning opportunities that are necessary to their preparation as professional educators. The provisions of this Section apply both to institutions with CAEP-accredited EPPs and to those whose programs are approved by the State Board of Education.

ILLINOIS REGISTER

STATE BOARD OF EDUCATION

NOTICE OF PROPOSED AMENDMENTS

- a) The State Superintendent or designee shall inform the affected ~~educational unit~~EPP of the areas of concern and invite the ~~unit's~~EPP's representatives to appear on a date specified by the ~~State Superintendent before the State Educator Preparation and Licensure Board (SEPLB)~~SEPLB to discuss the concerns identified. At the meeting, State Board of Education staff shall provide evidence of the concerns identified and a recommendation for how the SEPLB should proceed.
- b) If the SEPLB determines, either after the ~~educational unit's~~EPP's appearance or in advance of the appearance, that the concerns raised were unfounded or that the issues have been remedied, the SEPLB shall recommend to the State Superintendent that no further action is needed with regard to the matter, and the State Superintendent or designee shall notify the institution accordingly.
- c) If the institution does not respond to or declines the invitation to appear before the SEPLB, or if the SEPLB concludes that the institution, after its appearance, has not satisfied the concerns raised, the SEPLB shall recommend to the State Superintendent or designee that the ~~program or unit~~EPP and one or more of its programs be placed on probation. "Probation" is the period of time in which no new candidates shall be enrolled in the ~~unit~~EPP or any of its programs, regardless of whether an individual program has received "probation" status. The State Superintendent shall notify the institution of the probation status of the ~~program or unit~~EPP and one or more of its programs.
- 1) ~~A program, a unit, or a unit~~An EPP and one or more of its programs placed on probation shall submit the applicable report required under subsection (c)(1)(A) or (c)(1)(B) ~~of this Section~~ (in a format to be specified by the State Superintendent) to the State Superintendent or designee, who shall forward the report to the SEPLB for consideration. The required report shall be submitted within one year after the date on which the ~~program or unit~~EPP was scheduled to appear before the SEPLB pursuant to subsection (a) of this Section. If no report is received within this year, then the approval of the program or recognition of the ~~unit~~EPP and approval of all of its programs shall be revoked. ~~(See subsection (e)(2)(C) of this Section.)~~
- A) In the case of one or more individual programs being placed on probation, each program about which concerns have been identified shall submit to the SEPLB a program report, ~~with special~~

ILLINOIS REGISTER

STATE BOARD OF EDUCATION

NOTICE OF PROPOSED AMENDMENTS

~~emphasis on the areas of concern identified by the SEPLB and how those concerns will be addressed that details the areas of concern identified by the SEPLB and procedures the program will take to remedy the concerns.~~

~~B) In the case of only a unit being placed on probation, the unit shall submit a report that details the concerns identified about any of the NCATE unit standards and the solutions that have been put into place to remedy those concerns.~~

~~C)B) In the case of both a unitan EPP and one or more of its programs being placed on probation, the EPP shall submit both subsections the report requested in subsection (c)(1)(A) and a report that details the concerns identified about any of the CAEP standards and the solutions that have been put into place to remedy those concerns.(B) of this Section shall apply.~~

2) The SEPLB, after considering the report submitted by the program or unit EPP and the actions the program or unit EPP has taken in response to the concerns identified, shall:

A) determine that the concerns have been remedied and recommend to the State Superintendent that the program or unit EPP and any of its programs for which concerns have been identified be removed from probation and that no further action is needed with regard to the matter, and the State Superintendent or designee shall notify the institution accordingly; or

B) determine that the concerns have been acted upon but have not been remedied and recommend to the State Superintendent that the probation period be extended for not more than an additional 12 months, beginning on the date on which the SEPLB met to consider the ~~report applicable reports~~ submitted under subsection (c), ~~and(1)(A) or (e)(1)(B) of this Section:~~

i) Within the 12-month extension period, the program, or the unit EPP and any of its programs for which concerns have been identified shall resubmit the program proposal required under Section ~~25.145 of this Part~~25.120 or a report

ILLINOIS REGISTER

STATE BOARD OF EDUCATION

NOTICE OF PROPOSED AMENDMENTS

(in the case of a program or ~~unit~~EPP, respectively), and reappear before the SEPLB;

ii) If at the time that the program or ~~unit~~EPP reappears before the SEPLB or at the end of the 12-month extension period, the program or the ~~unit~~EPP and any of its programs for which concerns have been identified have not sufficiently addressed the concerns, then the SEPLB shall recommend to the State Superintendent that approval of the program or recognition of the ~~unit~~EPP and approval of all of its programs be revoked pursuant to the provisions of subsection (c)(2)(C) of this Section; and

iii) The State Superintendent shall notify the program or the ~~unit~~EPP and each of its programs of any action taken pursuant to this subsection (c)(2)(B); or

C) determine that the concerns have not been acted upon and that the program proposal or actions taken as identified in the report indicate that the standards are not being met or that the program or ~~unit~~EPP may be failing otherwise to offer candidates any of the learning opportunities that are necessary to their preparation as professional educators and that these concerns cannot be remedied before the end of the 12-month extension period and recommend to the State Superintendent that the State Board of Education revoke approval of the program or recognition of the ~~unit~~EPP and approval of all of its programs. The actions to be taken upon the recommendation of the SEPLB to the State Superintendent under this subsection (c)(2)(C) shall be as described in Section 25.160 ~~of this Part~~. Discontinuation of a program pursuant to revocation of its approval or revocation of recognition, in the case of an ~~educational~~~~unit~~EPP, shall be subject to the requirements of Section 25.165(b) ~~of this Part~~.

3) The State Superintendent may accept, modify or reject any of the recommendations of the SEPLB issued in accordance with this subsection (c). In cases where the State Superintendent's modification or rejection results in an action that has negative consequences for the program or the ~~unit~~EPP and one or more of its programs, then the actions to be taken shall be as described in Section 25.160 ~~of this Part~~.

ILLINOIS REGISTER

STATE BOARD OF EDUCATION

NOTICE OF PROPOSED AMENDMENTS

(Source: Amended at 40 Ill. Reg. _____, effective _____)

Section 25.140 Requirements for the Institution's Educational Unit Assessment Systems
(Repealed)

~~Each educational unit shall be required to establish and maintain an assessment system for collecting and analyzing information on applicants' qualifications, candidates' and graduates' performance, and the unit's operations for the purpose of evaluating and improving the unit and its programs:~~

- ~~a) The assessment system shall describe the unit's design for collecting, analyzing, summarizing, and using information from the assessments of candidates, including measures that provide evidence of candidates' proficiency with respect to professional, State, and institutional standards.~~
- ~~b) The assessment system shall be designed to collect information that enables the unit and its programs to:
 - ~~1) make decisions about candidates' qualifications and performance at the time of admission to the program, at appropriate transition points (including entry to and exit from clinical practice), and at program completion.~~
 - ~~2) demonstrate that admission requirements are related to candidates' success.~~
 - ~~3) use the results from assessments of candidates to evaluate and make improvements in the unit and its programs, courses, teaching, and field and clinical experiences.~~
 - ~~4) use the results of assessments of unit operations (e.g., faculty evaluations, graduate surveys, employer surveys) to evaluate and make improvements in the unit and its programs, courses, teaching, and field and clinical experiences.~~~~
- ~~c) The assessment system shall identify the major assessments that are used by the unit and the programs and at what points during the unit's programs these assessments of candidates' performance occur.~~

ILLINOIS REGISTER

STATE BOARD OF EDUCATION

NOTICE OF PROPOSED AMENDMENTS

- d) ~~Each unit report submitted pursuant to Section 25.115(i) of this Part shall present the performance data it has collected and analyzed since the submission of its last unit report, including the results of State certification testing, along with evidence that:~~
- ~~1) The unit's assessment system is being implemented, evaluated, and refined;~~
 - ~~2) Performance assessments are being tested for accuracy, consistency, and fairness; and~~
 - ~~3) Data on candidates' performance from internal assessments as well as external measurements have been compiled and are being used to improve the unit and its programs.~~

(Source: Repealed at 40 Ill. Reg. _____, effective _____)

Section 25.142 Assessment Requirements for Individual Programs (Repealed)

a) ~~Teacher Preparation Programs~~

~~Subject to the provisions of Section 25.720 of this Part, the applicable Assessment of Professional Teaching and the applicable content area test are key assessments for candidates in teacher preparation programs. Beyond these assessments, each program shall require all candidates to complete at least the following additional key assessments:~~

- ~~1) An additional content assessment focused on program standards;~~
- ~~2) An assessment of candidates' ability to plan instruction;~~
- ~~3) An assessment of clinical practice;~~
- ~~4) An assessment of candidates' impact on students' learning; and~~
- ~~5) An assessment of the candidates' dispositions demonstrated, as described in the unit's conceptual framework submitted pursuant to Section 25.145(a) of this Part.~~

b) ~~Programs for Administrators and School Support Personnel~~

ILLINOIS REGISTER

STATE BOARD OF EDUCATION

NOTICE OF PROPOSED AMENDMENTS

~~Subject to the provisions of Section 25.720 of this Part, the applicable content area test is a key assessment for candidates in programs that prepare administrators and school support personnel. Beyond this assessment, each program shall require all candidates to complete at least the following additional key assessments:~~

- ~~1) An additional content assessment focused on program standards;~~
- ~~2) An assessment of candidates' ability to plan an appropriate environment;~~
- ~~3) An assessment of clinical practice;~~
- ~~4) An assessment of candidates' impact on providing a supportive environment for students' learning; and~~
- ~~5) An assessment of the candidates' dispositions demonstrated, as described in the unit's conceptual framework submitted pursuant to Section 25.145(a) of this Part.~~

(Source: Amended at 40 Ill. Reg. _____, effective _____)

Section 25.145 Approval of New Programs Within Recognized Institutions (Repealed)

~~The procedures set forth in this Section shall apply to the initial approval of additional educator preparation programs established by institutions that are already recognized, including those that have been granted initial recognition.~~

- ~~a) The institution shall submit to the State Superintendent of Education a program proposal meeting the requirements set forth in this subsection (a), showing how each proposed program meets the applicable professional education and content area standards established by the State Board of Education.~~
 - ~~1) A description of the program's alignment with the unit's conceptual framework.~~
 - ~~2) A description of the criteria for admission to, retention in, and exit from the program, including the required grade point average and minimum grade requirements for the institution and how the key assessments used in~~

ILLINOIS REGISTER

STATE BOARD OF EDUCATION

NOTICE OF PROPOSED AMENDMENTS

~~the program are derived from or informed by the unit's assessment system (see Section 25.140 of this Part).~~

- ~~3) A description about how data on the candidates enrolled in the program and candidates completing the program will be used as part of the assessment system required under Section 25.142 of this Part. If a program is offered at more than one level (i.e., baccalaureate, post-baccalaureate, or graduate, or as an alternative program), data shall be considered separately for each of these arrangements.~~
- ~~4) Identification of the faculty members with primary responsibility for preparing professional educators in the program and their qualifications for their positions.~~
- ~~5) A description of the course of study, including required courses, State standards addressed, related field experiences or clinical practice as applicable to specified courses, and the proportion of coursework offered by distance learning or video-conferencing technology.~~
- ~~6) A description of the required field experiences and clinical practice, including criteria, measures taken to ensure placements in diverse settings and with diverse students, and the program's requirements for faculty supervision of these experiences.~~
- ~~7) A description of the key assessments that are required of candidates in the program under Section 25.142 of this Part, including:
 - ~~A) the specific standards addressed by each assessment that is used to comply with the requirements of Section 25.142(a)(1) through (5) or Section 25.142(b)(1) through (5), as applicable;~~
 - ~~B) a summary of findings based on data from all the assessments described under subsection (a)(7)(A) of this Section, from the applicable content area test identified in Section 25.710 of this Part, and from the Assessment of Professional Teaching, if applicable; and~~
 - ~~C) a discussion of how the assessment data demonstrate candidates' mastery of the identified standards.~~~~

ILLINOIS REGISTER

STATE BOARD OF EDUCATION

NOTICE OF PROPOSED AMENDMENTS

- 8) ~~A description of information related to two or three additional assessments that address relevant standards, if inclusion of this information is desired by the unit offering the program.~~
- 9) ~~A description of the need for individuals holding the type of endorsement to be awarded upon program completion, including, but not limited to, evidence of a shortage of these types of educators (e.g., special education, math, science), either across the State or in certain geographical areas. If the shortage is specific to a certain area, describe the steps to be taken to recruit candidates from that area of the State or to place candidates in positions in schools located there.~~
- b) ~~After consideration of the proposal, the SEPLB shall convey to the State Superintendent its recommendation that the State Board of Education:~~
 - 1) ~~Approve the proposed new educator preparation programs, thereby authorizing the educational unit to conduct the programs and to recommend candidates for licensure by entitlement; or~~
 - 2) ~~Deny approval of the proposed programs, thereby prohibiting the conduct of the affected programs (a program denied by the State Board of Education will be allowed to resubmit its program proposal for reconsideration at a later time or, after notification of a denial recommendation, a program may withdraw its proposal from consideration within the timelines set forth in Section 25.160(b) of this Part, at which time no denial action will be taken).~~
- e) ~~Actions following upon the recommendation of the SEPLB to the State Superintendent of Education shall be as described in Section 25.160 of this Part.~~

(Source: Repealed at 40 Ill. Reg. _____, effective _____)

Section 25.147 Approval of Programs for Foreign Language ~~Beginning July 1, 2003~~

- a) ~~Beginning July 1, 2003, approval~~Approval of programs for foreign language shall ~~no longer~~not be specific to individual languages. That is, ~~as of that date,~~ an institution with an approved program in any language shall be considered as having approval for any combination of languages, subject to the provisions of this Section.

ILLINOIS REGISTER

STATE BOARD OF EDUCATION

NOTICE OF PROPOSED AMENDMENTS

- 1) An institution with an approved foreign language program may add one or more languages to that program at the discretion of the ~~educational unit~~EPP, provided that the institution shall notify the State Superintendent of Education to this effect in writing no later than three months before instruction in that language is to begin, except when notification is required further in advance under subsection (a)(2) ~~of this Section~~. The State Superintendent shall provide this information to the SEPLB at the next available meeting of the SEPLB.
 - 2) An institution that intends to add one or more languages to its approved program for which no test is listed in Section 25.710 ~~of this Part~~ shall notify the State Superintendent of Education no later than six months before instruction in that language is to begin, in order to allow time for the identification of an appropriate language proficiency test if needed.
 - 3) An institution that intends to delete one or more languages from its approved foreign language program shall be subject to the requirements of Section 25.165(a) ~~of this Part~~.
 - 4) An institution without an approved program in foreign language may apply for approval of a new program under Section ~~25.145 of this Part~~25.120. The application for approval shall indicate which languages the program will initially offer. After initial approval of the program, the institution may add or delete languages as provided in this Section.
- b) Each foreign language program shall, as a requirement for program completion ~~on or after July 1, 2004~~, require its candidates for licensure, other than candidates in Latin and Classical Greek, to complete the Oral Proficiency Interview described in "ACTFL Proficiency Guidelines 2012 – Speaking" (2012), published by the American Council on the Teaching of Foreign Languages (ACTFL), 1001 North Fairfax Street, Suite 200, Alexandria VA 22314 and posted at <http://actflproficiencyguidelines2012.org/> (no later amendments to or editions of these standards are incorporated ~~by this Section~~) and to attain a score at the "intermediate high" level. As an alternative to the ACTFL interview, a program may administer another measure of oral proficiency, provided that approval for that measure is first obtained from the State Board of Education based on evidence that it permits identification of proficiency equivalent to the "intermediate high" level on the ACTFL interview.

ILLINOIS REGISTER

STATE BOARD OF EDUCATION

NOTICE OF PROPOSED AMENDMENTS

- c) Pursuant to the standards set forth in 23 Ill. Adm. Code 27.340 (Foreign Language), ~~beginning July 1, 2003~~, each approved preparation program in foreign language shall lead to candidates' eligibility for a special K-12 endorsement on a professional educator license. ~~Beginning July 1, 2004, each individual completing an Illinois approved program shall be required to take and pass the assessment of professional teaching (APT).~~
- d) ~~Beginning October 1, 2003, out-of-state applicants certified or licensed at the K-12 level shall be required to take and pass the assessment of professional teaching.~~

(Source: Amended at 40 Ill. Reg. _____, effective _____)

Section 25.155 Procedures for the Initial Recognition of an Institution as an Educator Preparation Institution and Its Educational Unit (Repealed)

~~The procedures set forth in this Section shall apply to initial recognition of an institution and the concurrent recognition of the educational unit. The approval of the educator preparation programs within that institution shall follow the procedures set forth in Section 25.145 of this Part.~~

- a) ~~An institution shall notify the State Board of Education of its desire to initiate the initial recognition process by submitting a letter of intent to the State Superintendent of Education. Within 30 days after receipt of the notification, the State Superintendent shall respond to the institution, identifying the staff member who will be responsible for assisting the institution and inviting the institution to submit its required materials to that individual.~~
- b) ~~The State Superintendent shall designate a time for a pre-visit or review visit conducted pursuant to subsection (h) of this Section. The institution shall agree:~~
 - 1) ~~for visits conducted in Illinois, to provide housing (including a work room) for the team chair and State consultant or designee in the case of a pre-visit or for all of the team members specified in subsection (i) of this Section, including the ex-officio member, in the case of a review visit; or~~
 - 2) ~~for visits conducted out of state, provide housing (including a work room), transportation and meals for the team chair and State consultant or designee in the case of a pre-visit or for all of the team members specified~~

ILLINOIS REGISTER

STATE BOARD OF EDUCATION

NOTICE OF PROPOSED AMENDMENTS

~~in subsection (i) of this Section, including the ex officio member, in the case of a review visit.~~

- e) ~~The institution shall submit to the State Superintendent of Education, in the quantity and format specified by the State Superintendent, a report containing:~~
 - 1) ~~information indicating that the institution meets the conditions described in Section 25.115(b) and (c) of this Part;~~
 - 2) ~~a written description of the educational unit, including:~~
 - A) ~~identification of the unit, its mission, purposes, or goals, its authority and responsibilities for professional education, and its coordination of the institution's various educator preparation programs;~~
 - B) ~~identification of the dean, chair, or director who is officially designated to represent the educational unit and is assigned the authority and responsibility for its overall administration and operation;~~
 - C) ~~a chart of the administrative and organizational structure of the unit;~~
 - D) ~~an organizational chart of the institution, indicating the position of the unit and its reporting authority;~~
 - E) ~~the written policies and procedures which guide the operations of the educational unit;~~
 - F) ~~the unit's policies for monitoring and evaluating its operations, the quality of its offerings, performance of candidates, and effectiveness of its graduates; and~~
 - G) ~~the unit's published criteria for admission to and exit from all initial and advanced preparation programs for professional educators, and provision for summary reports of candidate performance at exit; and~~

ILLINOIS REGISTER

STATE BOARD OF EDUCATION

NOTICE OF PROPOSED AMENDMENTS

- ~~3) a complete description of how the unit will develop the unit's conceptual frameworks that shall address each of the "structural elements" of conceptual frameworks found in the standards referred to in Section 25.115(d) of this Part.~~
- ~~d) Review of conceptual frameworks for institutions seeking initial recognition shall be conducted as needed by a panel convened by the State Superintendent. The State Superintendent or designee will provide notice of the review at least 10 days in advance of the date of the review. The review shall encompass all materials postmarked no later than six months prior to the date of the review, if a review date has been set. No later than 30 days after the panel completes its review, the State Board of Education shall notify the institution either that the description of its conceptual frameworks is adequate or that certain structural elements were not adequately addressed.~~
- ~~e) If the description of the conceptual frameworks is not found to be adequate, no further review of the institution shall occur unless the institution submits a revised conceptual framework. If the description of the conceptual frameworks is found to be adequate, a review visit pursuant to subsection (h) of this Section shall be scheduled at a time that is mutually agreed upon by the institution and State Superintendent or designee.~~
- ~~f) The SEPLB shall consider the program proposal as required under Section 25.145 of this Part at the next meeting in which it considers recognition requests following the review visit pursuant to subsection (h) of this Section.~~
- ~~g) The institution shall submit to the State Superintendent an institutional report incorporating an overview of the institution, an overview of the unit's conceptual frameworks, an overview of the information required under subsection (e) of this Section and evidence that it will meet each of the standards referred to in Section 25.115(d) of this Part. This report shall be submitted in a format and quantity prescribed by the State Superintendent of Education.~~
- ~~h) The State Superintendent of Education shall authorize the scheduling of an on-site review visit to the institution at the mutual convenience of the affected institution and the review panel when:
 - ~~1) its conceptual framework is found to be adequate;~~~~

ILLINOIS REGISTER

STATE BOARD OF EDUCATION

NOTICE OF PROPOSED AMENDMENTS

- ~~2) the institution has submitted the narrative required under subsection (g) of this Section; and~~
- ~~3) the program proposal required under Section 25.145 of this Part has been submitted.~~
- ~~i) From a pool of individuals who have been trained in the applicable standards and procedures, the State Superintendent shall empanel a team to conduct the review visit to verify the information provided by the institution as required by subsection (g) of this Section. A staff member of the State Board of Education or designee shall accompany the team, serving as a consulting, ex officio member to ensure that applicable standards, procedures, rules, and statutes are addressed.~~
- ~~j) The review team shall prepare a draft report during the review visit, incorporating an overview of the unit and its conceptual frameworks and summarizing information provided by the institution as required by subsection (g) of this Section. The draft report shall be provided to the institution within 30 business days after the conclusion of the visit for the purpose of allowing the institution 30 days to correct any factual errors. The team chair shall review the institution's suggested revisions and make appropriate corrections in consultation with the ex officio consultant who is serving pursuant to subsection (i) of this Section. The final report shall be submitted to the State Superintendent of Education by the team's chair within 30 days after the chair's receipt of the institution's suggested corrections. The State Superintendent shall provide the final report to the institution within ten business days after receiving it.~~
- ~~k) Within 30 days after receipt of the final report, the institution shall submit to the State Superintendent either a letter stating agreement with the report's findings or a rejoinder to those findings.
 - ~~1) The rejoinder must indicate the grounds for disagreement with one or more of the team's findings and include documentation to support the institution's position.~~
 - ~~2) All documentation must describe conditions that existed at the time of the review visit. (Changes made by the unit after the visit will not be considered.)~~
 - ~~3) All documentation must relate directly to the standards and procedures that applied at the time of the review visit.~~~~

ILLINOIS REGISTER

STATE BOARD OF EDUCATION

NOTICE OF PROPOSED AMENDMENTS

- ~~l) Staff of the State Board of Education shall convey to the SEPLB the review team's report, the institution's letter of agreement or rejoinder, a response to that rejoinder provided by the team's chair, and any other relevant documentation that was available to the review team.~~
- ~~m) The SEPLB, after reviewing all the relevant materials, shall convey its recommendation to the State Superintendent that the State Board of Education:~~
 - ~~1) Recognize the institution, recognize the educational unit, and approve one or more proposed educator preparation programs, thereby authorizing the educational unit to conduct the approved programs and to recommend candidates for licensure by entitlement; or~~
 - ~~2) Recognize the institution, recognize the educational unit, and deny approval of one or more proposed educator preparation programs, thereby authorizing the educational unit to conduct the approved programs and to recommend candidates for licensure by entitlement for the approved programs and prohibit the conduct of the proposed programs denied approval. Programs denied approval may resubmit a request for program approval at a later date; or~~
 - ~~3) Deny recognition of the institution or recognition of the affected educational unit, and approval of one or more educator preparation programs, thereby prohibiting the conduct of the proposed programs.~~
- ~~n) Actions following upon the recommendation of the SEPLB to the State Superintendent of Education shall be as described in Section 25.160 of this Part.~~

(Source: Repealed at 40 Ill. Reg. _____, effective _____)

Section 25.160 Notification of Recommendations; Decisions by State Board of Education

- a) The Secretary of the SEPLB shall notify an affected institution in writing not later than 10 days after action has been taken of the recommendation from the SEPLB pursuant to the provisions of this Subpart C and, except as provided in this subsection (a), shall await the institution's response (see subsection (b) ~~of this Section~~) prior to forwarding that recommendation to the State Board of Education. The Secretary of the SEPLB shall not await a response from an institution if, as applicable to the nature of the review:

ILLINOIS REGISTER

STATE BOARD OF EDUCATION

NOTICE OF PROPOSED AMENDMENTS

- 1) the SEPLB has recommended the initial recognition of the institution, ~~the initial recognition of its educational unit and EPP~~, and the approval of all of its proposed programs under Section ~~25.155(m)(1) of this Part~~ 25.115(m)(1);
 - 2) the SEPLB has recommended continuing the recognition of the ~~educational unit EPP~~ and the approval of all the ~~unit's EPP's~~ existing preparation programs under Section 25.130(b) or (c)(2)(A) ~~of this Part~~;
 - 3) the SEPLB has recommended approval of each proposed new preparation program under Section ~~25.145(b)(1) of this Part~~ 25.120(b)(1); or
 - 4) the SEPLB has recommended continuing approval of a preparation program under Section ~~25.130(b)~~ 25.120(b) or (c)(2)(A) ~~of this Part~~.
- b) Within 10 days after receipt of written notification from the Secretary of the SEPLB, an affected institution may either submit a notice of objection to the SEPLB's recommendation or withdraw its application for approval. The institution's narrative explanation of its objections shall conform to the requirements for rejoinders stated in Section ~~25.155(k) of this Part~~ 25.115(h) but may also be based upon an objection to the SEPLB's review; ~~this~~. This narrative and any supporting documentation shall be submitted to the State Superintendent not later than 30 days after the institution submits its notice of objection.
- c) The State Superintendent shall forward to the State Board of Education for consideration at its next available meeting the recommendation made by the SEPLB and the institution's narrative explanation of its objections and shall inform the SEPLB that these materials have been submitted for the State Board's consideration. The State Board of Education may accept, modify or reverse a recommendation of the SEPLB.
- d) No more than 30 days after the State Board of Education makes its decision, the State Superintendent shall notify the institution in writing of the State Board's action.

(Source: Amended at 40 Ill. Reg. _____, effective _____)

Section 25.165 Discontinuation of Programs

ILLINOIS REGISTER

STATE BOARD OF EDUCATION

NOTICE OF PROPOSED AMENDMENTS

- a) An institution (whether recognized only under Section 25.115 or whose EPP and its programs are approved through the CAEP accreditation process) that intends to discontinue an approved program or cease offering preparation programs altogether shall so notify the State Superintendent of Education no later than 30 days prior to taking that action, except that voluntary discontinuation of a program shall also be subject to the following additional requirements:
- 1) The institution shall assure the State Superintendent that all candidates currently enrolled in any program scheduled for discontinuation will have an opportunity to complete the program.
 - 2) The institution shall supply to the State Superintendent the names and Social Security numbers of all candidates currently enrolled in any program scheduled for discontinuation.
- b) When approval of a program or recognition of an educational-unitEPP is revoked or CAEP accreditation is revoked, the State Board of Education may require the continued operation of the affected programs for three additional academic years to permit currently enrolled candidates either to complete the program or to seek enrollment in another institution for that purpose. However, if the State Board determines in consultation with the SEPLB that the program is unable to offer candidates learning opportunities that contribute to their competence as professional educators, the Board shall require that the program cease operating at the end of the then-current semester. The institution shall supply to the State Superintendent the names, anticipated dates of completion, and Social Security numbers of all candidates currently enrolled in any program whose approval, or the recognition or CAEP accreditation of its educational-unitEPP, is revoked.
- 1) An educational-unitEPP that has had its recognition or its CAEP accreditation revoked may seek re-approval by completing the processes outlined in Section ~~25.155~~25.115 for recognition and in Section ~~25.145 of this Part~~25.120 for each program for which it seeks approval.
 - 2) A recognized educational-unitEPP that has had the approval of one or more of its programs revoked may seek re-approval of the programs by completing the process outlined in Section ~~25.145 of this Part~~25.120.
- c) A program in which no candidates have been enrolled for a consecutive three-year period shall be considered to have been discontinued. An institution desiring

ILLINOIS REGISTER

STATE BOARD OF EDUCATION

NOTICE OF PROPOSED AMENDMENTS

to resume offering the program shall be required to comply with the requirements for initial approval stated in ~~Section 25.145 of this Part~~25.120.

(Source: Amended at 40 Ill. Reg. _____, effective _____)

SUBPART E: REQUIREMENTS FOR THE LICENSURE OF ADMINISTRATIVE AND SUPERVISORY STAFF

Section 25.311 Alternative Route to Superintendent Endorsement (Beginning January 1, 2013)

This Section establishes the requirements in addition to those set forth in Section 21B-55 of the School Code [105 ILCS 5/21B-55] for programs offering an alternative route to obtain a superintendent endorsement on the professional educator license for those individuals who have *been employed for a period of at least five years in a management-level position*. [105 ILCS 5/21B-55(d)(2)]

a) General Requirements

An institution of higher education or a not-for-profit entity recognized and approved to offer educator preparation programs under Subpart C ~~of this Part~~ may establish a program under this Section. Each alternative superintendent endorsement program shall:

- 1) include an intensive course of study covering each of the areas listed in Section 21B-55(c) of the School Code that is provided in a shorter amount of time than what is required to complete a superintendent endorsement preparation program approved pursuant to Subpart C and offered immediately preceding the candidate's placement into a school district under subsection (a)(2) of this Section;
- 2) provide for the candidate's placement as a full-time superintendent or assistant superintendent in an Illinois public school district for one school year; and
- 3) conduct a comprehensive assessment of the candidate's performance by school officials, which shall include at least the president of the board of education of the district of placement and, if the candidate is serving as an assistant superintendent, the district superintendent.

ILLINOIS REGISTER

STATE BOARD OF EDUCATION

NOTICE OF PROPOSED AMENDMENTS

- b) Candidate Qualifications
- 1) In order to be admitted to an alternative superintendent endorsement program, each candidate shall pass Illinois' test of basic skills required under Section 21B-30 of the School Code and Section 25.720 of this Part.
 - 2) In order to serve as superintendent or assistant superintendent, each candidate shall apply for and be issued an educator license with stipulations endorsed for alternative provisional superintendent upon the presentation of evidence of having met the requirements set forth in Section 21B-55(d) of the School Code and payment of the fee required under Section 21B-40 of the School Code.
 - A) For the purposes of previous employment, "management-level position" does not include any management position in a public or nonpublic school that serves any of prekindergarten through grade 12.
 - B) A "minimum of a master's degree" means the completion of a master's degree or other degree beyond the bachelor's degree level (e.g., juris doctor (J.D.), doctor of philosophy (Ph.D.), doctor of education (Ed.D.)).
 - C) Each candidate shall pass the content-area test for superintendent.
 - 3) *Successful completion of an alternative route to superintendent endorsement program shall be deemed to satisfy any other supervisory, administrative, or management experience requirements established by law, and, once completed, an individual shall be eligible for a superintendent endorsement on a professional educator license [105 ILCS 5/21B-55] upon application and payment of the fee required under Section 21B-40 of the School Code.*
- c) Proposal Requirements
- 1) Each proposal to establish an alternative program shall describe the roles and responsibilities of the participating institution of higher education or not-for-profit entity and the school districts in which candidates will be assigned for the year of practice as full-time superintendents or assistant superintendents.

ILLINOIS REGISTER

STATE BOARD OF EDUCATION

NOTICE OF PROPOSED AMENDMENTS

- 2) Each proposal shall describe the proposed course of study, which shall:
 - A) describe how individual candidates' education and experience will be used in determining the portions of the course of study he or she will be required to complete;
 - B) demonstrate how candidates will acquire knowledge of content and skills equivalent to the content and skills contained in a superintendent endorsement preparation program approved pursuant to Subpart C of this Part with regard to:
 - i) educational management;
 - ii) governance and organization; and
 - iii) instructional and district planning; and
 - C) include a preservice assessment of each candidate's performance to be conducted by the institution of higher education at the conclusion of the course of study in order to determine the candidate's readiness for the year-long assignment as a superintendent or assistant superintendent. Each proposal shall state the criteria for the institution's determination of candidates' readiness.
- 3) Each proposal shall describe the proposed arrangements for candidates' assignment to a position as superintendent or assistant superintendent and shall provide for these to be set forth in a formal, written agreement between the participating institution of higher education and the school districts where candidates will practice. Each agreement shall address the nature and intensity of the support to be provided to candidates by experienced district-level administrators, university staff and/or other professionals with relevant experience, including at least:
 - A) the qualifications and experience of these individuals;
 - B) the estimated amount of time these individuals will devote to advising and assisting candidates; and

ILLINOIS REGISTER

STATE BOARD OF EDUCATION

NOTICE OF PROPOSED AMENDMENTS

- C) the specific roles of the assisting individuals.
- 4) Each proposal shall describe the proposed method of assessing candidates' performance for the year referred to in this Section and shall provide for these to be set forth in a formal, written agreement between the participating institution of higher education or not-for-profit entity and the school districts where candidates will practice. Each agreement shall include:
 - A) the roles of all parties who will participate in the evaluation of candidates; and
 - B) assessment methods capable of demonstrating whether a candidate has acquired knowledge and skills equivalent to those required of candidates in a superintendent endorsement preparation program approved pursuant to Subpart C of this Part.
- 5) Each proposal shall delineate the criteria by which candidates will be recommended for the superintendent endorsement on the professional educator license by the participating institution of higher education or not-for-profit entity.
- 6) Each proposal shall include an assurance that if a candidate, during his or her year of practice, will be evaluating any principals, the program shall facilitate and ensure the candidate's successful completion of the prequalification process and passage of the assessment required under Section 24A-3 of the School Code [105 ILCS 5/24A-3].
- 7) Proposals shall be submitted to the State Board of Education and addressed as follows:

Alternative Superintendent Endorsement Program
100 North First Street
Springfield, Illinois 62777
- d) Program Approval

Proposals for the establishment of alternative superintendent endorsement programs meeting the specifications of this Section and Section 21B-55 of the School Code shall be approved by the State Superintendent of Education pursuant

ILLINOIS REGISTER

STATE BOARD OF EDUCATION

NOTICE OF PROPOSED AMENDMENTS

to the requirements set forth in Section ~~25.145~~25.120 of this Part, in consultation with the SEPLB.

- e) Each alternative program established pursuant to this Section shall be subject to the review process and reporting requirements described in Subpart C ~~of this Part~~.

(Source: Amended at 40 Ill. Reg. _____, effective _____)

Section 25.335 General Administrative Endorsement (Through June 30, 2016)

This endorsement, to be affixed to a professional educator license, is required for principals, assistant principals, assistant or associate superintendents, and staff filling other similar or related positions as indicated in 23 Ill. Adm. Code 1.705. (See also 23 Ill. Adm. Code 29.120.) No candidates currently are being admitted to general administrative endorsement programs (see Section 21B-25(2)(A) of the School Code). For candidates who have completed a program on or before September 1, 2014, a general administrative endorsement shall be issued in accordance with the deadlines set forth at Section 21B-25(2)(A) of the School Code.

- a) Each candidate for the general administrative endorsement shall hold a master's degree or equivalent awarded by a regionally accredited institution of higher education. For the purposes of this subsection (a), "equivalent" shall mean the completion of a degree beyond the bachelor's degree level (e.g., juris doctor (J.D.), doctor of philosophy (Ph.D.), doctor of education (Ed.D.)).
- b) Each candidate shall have completed either:
- 1) an Illinois program approved for the preparation of administrators pursuant to Subpart C; or
 - 2) a comparable approved program in another state or country or hold a comparable certificate or license issued by another state or country (see Section 25.425).
- c) Each candidate shall have two years of full-time teaching or school support personnel experience in public schools, schools under the supervision of the Department of Corrections, schools under the administration of the Department of Human Services, or nonpublic schools recognized by the State Board of Education, pursuant to 23 Ill. Adm. Code 425 (Voluntary Registration and Recognition of Nonpublic Schools), or meeting comparable out-of-state recognition standards.

ILLINOIS REGISTER

STATE BOARD OF EDUCATION

NOTICE OF PROPOSED AMENDMENTS

- d) Each candidate shall be required to pass the applicable content-area test (see Section 25.710), as well as the test of basic skills pursuant to Section 25.720, except that individuals who received their initial teaching or school support personnel certificate prior to July 1, 1988 are not subject to the requirement to pass the test of basic skills.
- e) A candidate who receives the general administrative endorsement on or before June 30, 2016 may continue to be employed in the positions listed in this Section after July 1, 2016. (Also see Section 25.337(d).)
- f) Nothing in this Section is intended to preclude the candidate from seeking the issuance of an educator license with stipulations endorsed for provisional educator under Section 21B-20 of the School Code in the event that the individual has failed to meet one or more of the requirements for a professional educator license in his or her area of endorsement, subject to the restrictions provided at Section 25.15(a)(2) regarding employment as a principal or assistant principal. All deficiencies identified shall be satisfied within the timelines specified at Section 21B-25(2)(A) of the School Code.

(Source: Amended at 40 Ill. Reg. _____, effective _____)

Section 25.337 Principal Endorsement (2013)

- a) This endorsement is required for principals and assistant principals.
- b) A principal endorsement shall be affixed to a professional educator license provided that the candidate holds a master's degree or equivalent (e.g., juris doctor (J.D.), doctor of philosophy (Ph.D.), doctor of education (Ed.D.)) and either successfully completes each of the requirements specified in 23 Ill. Adm. Code 30 (Programs for the Preparation of Principals in Illinois) or meets each of the requirements specified in Section 21B-35(b-5) of the School Code (also see Section 25.425 of this Part).
- c) Each candidate shall have:
- 1) *four years of teaching experience or, until June 30, 2019, working in the capacity of school support personnel in a public school or nonpublic school recognized by the State Board of Education [105 ILCS 5/21B-25] in accordance with 23 Ill. Adm. Code 425 (Voluntary Registration and*

ILLINOIS REGISTER

STATE BOARD OF EDUCATION

NOTICE OF PROPOSED AMENDMENTS

Recognition of Nonpublic Schools), which must have been accrued while the individual held a valid professional educator license endorsed in a teaching field or, until June 30, 2019, a school support personnel area (i.e., school counselor, school psychologist, speech language pathologist (non-teaching), school nurse, school social worker, school marriage and family counselor); or

- 2) four years of experience, which must have been accrued while the individual held a valid teaching or, until June 30, 2019, school support personnel certificate or license issued by another state authorizing employment in an out-of-state public school or in an out-of-state nonpublic school meeting out-of-state recognition standards comparable to those set forth by the State Board of Education at 23 Ill. Adm. Code 425.
- d) For the purposes of Section 21B-25(2)(B) of the School Code [105 ILCS 5/21B-25(2)(B)], a candidate may qualify for the principal endorsement with *fewer than 4 years of experience* upon presentation of certain performance evaluation ratings that incorporate data and indicators of student growth (see Article 24A of the School Code [105 ILCS 5/Art.24A] and 23 Ill. Adm. Code 50 (Evaluation of Educator Licensed Employees under Articles 24A and 34 of the School Code)).
 - 1) A candidate may qualify with three years of experience if he or she has received at least a "proficient" performance evaluation rating in his or her three annual performance evaluations conducted.
 - 2) A candidate may qualify with two years of experience if he or she has received an "excellent" performance evaluation rating in his or her two annual performance evaluations conducted.
- e) Each candidate shall be required to pass the applicable content-area test (see Section 25.710), as well as the test of basic skills, pursuant to Section 25.720, except that individuals who received their initial teaching or school support personnel certificate prior to July 1, 1988 are not subject to the requirement to pass the test of basic skills.
- f) An individual holding a general administrative endorsement issued pursuant to Section 25.335 of this Part may have that endorsement converted to a principal endorsement in accordance with the process set forth in Section 21B-25 of the School Code.

ILLINOIS REGISTER

STATE BOARD OF EDUCATION

NOTICE OF PROPOSED AMENDMENTS

(Source: Amended at 40 Ill. Reg. _____, effective _____)

Section 25.345 Endorsement for Chief School Business Official

This endorsement is required for chief school business officials. (See also 23 Ill. Adm. Code 29.110.)

- a) Each candidate for the chief school business official's endorsement shall hold a master's degree or equivalent awarded by a regionally accredited institution of higher education. For the purposes of this subsection (a), "equivalent" shall mean the completion of a degree beyond the bachelor's degree level (e.g., juris doctor (J.D.), doctor of philosophy (Ph.D.), doctor of education (Ed.D.)).
- b) Each candidate, other than a candidate whose master's degree was earned in *business administration, finance, or accounting* (Section 21B-25(2)(C) of the School Code [105 ILCS 5/21B-25(2)(C)]), shall have completed 24 semester hours of graduate coursework in an Illinois program approved for the preparation of school business officials pursuant to Subpart C of this Part or a comparable approved program in another state or country or hold a comparable certificate or license issued by another state or country (see Section 25.425 of this Part) and either have:
 - 1) *two years' full-time administrative experience in school business management* (Section 21B-25(2)(C) of the School Code); or
 - 2) *two years of university-approved practical experience.*
- c) Each candidate whose master's degree was earned in *business administration, finance, or accounting* shall complete *an additional six semester hours of internship in school business management from a regionally accredited institution of higher education* (Section 21B-25(2)(C) of the School Code) that is conducted under the supervision of an individual who holds a current Illinois endorsement for chief school business official or who serves as the school district's chief financial officer. Institutions may consider a candidate's work experience in a school business office that is comparable to the responsibilities of a chief school business official as meeting a portion or all of the six-semester-hour internship requirement. For purposes of this subsection (c), one semester hour shall be equivalent to a minimum of 15-clock hours of experience that a candidate documents as completing.

ILLINOIS REGISTER

STATE BOARD OF EDUCATION

NOTICE OF PROPOSED AMENDMENTS

- d) Each candidate shall be required to pass the applicable content-area test (see Section 25.710), as well as the test of basic skills pursuant to Section 25.720 except that individuals holding a professional educator license who received their initial teaching, school support personnel or administrative certificate prior to July 1, 1988 are not subject to the requirement to pass the test of basic skills.
- e) Educator License with Stipulations
- 1) Nothing in this Section is intended to preclude the candidate from seeking the issuance of an educator license with stipulations endorsed for provisional educator under Section 21B-20(2)(A) of the School Code in the event that he or she has failed to meet one or more of the requirements for a professional educator license endorsed for chief school business official.
 - 2) A candidate who does not meet the requirements of Section 25.25(a) of this Part regarding coursework pertaining to the exceptional child and reading may apply for an educator license with stipulations endorsed for chief school business official by meeting the requirements set forth either in subsection (b) or (c) of this Section. (Also see Section 21B-20(2)(K) of the School Code.) An individual holding an educator license with stipulations endorsed for chief school business official shall be considered fully qualified to serve as a chief school business official provided he or she meets any renewal requirements set forth in Subpart J of this Part.

(Source: Amended at 40 Ill. Reg. _____, effective _____)

Section 25.355 Endorsement for Superintendent (Beginning September 1, 2016)

The requirements of this Section apply to ~~candidates admitted to~~ individuals seeking a superintendent ~~preparation program~~ endorsement on or after September 1, 2016.

- a) This endorsement is required for superintendents and assistant superintendents.
- b) A superintendent endorsement shall be affixed to a professional educator license provided that the candidate holds a master's degree or equivalent (e.g., juris doctor (J.D.), doctor of philosophy (Ph.D.), doctor of education (Ed.D.)) and either successfully completes each of the requirements specified in 23 Ill. Adm. Code 33 (Programs for the Preparation of Superintendents in Illinois) or meets

ILLINOIS REGISTER

STATE BOARD OF EDUCATION

NOTICE OF PROPOSED AMENDMENTS

each of the requirements specified in Section 21B-35(b-5) of the School Code (see Section 25.425).

- c) In accordance with Section 21B-25(2)(D) of the School Code [105 ILCS 5/21B-25(2)(D)], each candidate shall hold an Illinois professional educator license and have two years of experience working full-time in a general administrative position or as a principal, director of special education or chief school business official either:
- 1) on the Illinois general administrative, principal, director of special education or chief school business officer endorsement in:
 - A) an Illinois public school; or
 - B) a nonpublic school recognized under 23 Ill. Adm. Code 425 (Voluntary Registration and Recognition of Nonpublic Schools) whose chief administrator is required to hold a professional educator license endorsed for general administrative or principal and when a majority of the teachers employed in the school are required to hold a professional educator license endorsed in the teaching field specific to each teacher's assignment; or
 - 2) while holding a credential required by the employing state in order to serve as principal, director of special education or chief school business official that is comparable *in validity and educational and experience requirements* (Section 21B-25(2)(D) of the School Code) to the applicable Illinois endorsement, if the candidate completed a comparable out-of-state program for the applicable credential held. (See also Section 25.425 of this Part.)
- d) Each candidate shall be required to pass the applicable content-area test (see Section 25.710), as well as the test of basic skills pursuant to Section 25.720. except that individuals who received their initial teaching, school support personnel or administrative certificate prior to July 1, 1988 are not subject to the requirement to pass the test of basic skills.
- e) Nothing in this Section is intended to preclude the candidate from seeking the issuance of an educator license with stipulations endorsed for provisional educator under Section 21B-20 of the School Code in the event that he or she has

ILLINOIS REGISTER

STATE BOARD OF EDUCATION

NOTICE OF PROPOSED AMENDMENTS

failed to meet one or more of the requirements for a professional educator license endorsed for superintendent.

(Source: Amended at 40 Ill. Reg. _____, effective _____)

Section 25.360 Endorsement for Superintendent (Through August 31, 2019)

This endorsement, to be affixed to a professional educator license, is required of school district superintendents. (See also 23 Ill. Adm. Code 29.130.) ~~No candidate shall be admitted to a superintendent endorsement program approved under~~ The requirements of this Section are no longer applicable after August 31, 2016.

- a) Each candidate for the superintendent's endorsement shall hold a master's degree or equivalent awarded by a regionally accredited institution of higher education. For the purposes of this subsection (a), "equivalent" shall mean the completion of a degree beyond the bachelor's degree level (e.g., juris doctor (J.D.), doctor of philosophy (Ph.D.), doctor of education (Ed.D.)).
- b) Each candidate shall have completed an Illinois program approved for the preparation of superintendents pursuant to Subpart C or have met the requirements specified in Section 21B-35(b-5) of the School Code (also see Section 25.425 of this Part).
- c) In accordance with Section 21B-25(2)(D) of the School Code, each candidate shall hold an Illinois professional educator license and have two years of experience working full-time in a general administrative position or as a principal, director of special education or chief school business official either:
 - 1) on the Illinois general administrative, principal, director of special education or chief school business officer endorsement in:
 - A) an Illinois public school; or
 - B) a nonpublic school recognized under 23 Ill. Adm. Code 425 (Voluntary Registration and Recognition of Nonpublic Schools) whose chief administrator is required to hold a professional educator license endorsed for general administrative or principal and when a majority of the teachers employed in the school are required to hold a professional educator license endorsed in the teaching field specific to each teacher's assignment; or

ILLINOIS REGISTER

STATE BOARD OF EDUCATION

NOTICE OF PROPOSED AMENDMENTS

- 2) while holding a credential required by the employing state in order to serve as principal, director of special education or chief school business official that is comparable *in validity and educational and experience requirements* (Section 21B-25(2)(D) of the School Code) to the applicable Illinois endorsement, if the candidate completed a comparable out-of-state program for the applicable credential held. (See also Section 25.425 of this Part.)
- d) Each candidate shall be required to pass the applicable content-area test (see Section 25.710), as well as the test of basic skills pursuant to Section 25.720, except that individuals who received their initial teaching, school support personnel or administrative certificate prior to July 1, 1988 are not subject to the requirement to pass the test of basic skills.
- e) Nothing in this Section is intended to preclude the candidate from seeking the issuance of an educator license with stipulations endorsed for provisional educator under Section 21B-20 of the School Code in the event that he or she has failed to meet one or more of the requirements for a professional educator license endorsed for superintendent.

(Source: Amended at 40 Ill. Reg. _____, effective _____)

Section 25.365 Endorsement for Director of Special Education

This endorsement, to be affixed to a professional educator license, shall be required for directors and assistant directors of special education beginning July 1, 2005.

- a) Each candidate for the director of special education endorsement shall hold a master's degree or equivalent awarded by a regionally accredited institution of higher education. For the purposes of this subsection (a), "equivalent" shall mean the completion of a degree beyond the bachelor's degree level (e.g., juris doctor (J.D.), doctor of philosophy (Ph.D.), doctor of education (Ed.D.)).
- b) Each candidate shall:
 - 1) have completed an Illinois program approved for the preparation of directors of special education pursuant to Subpart C of this Part or a comparable approved program specific to directors of special education in another state or country or hold a comparable certificate or license issued

ILLINOIS REGISTER

STATE BOARD OF EDUCATION

NOTICE OF PROPOSED AMENDMENTS

by another state or country, provided that the requirements met by the applicant for the out-of-state program or certificate or license included completion of at least one course each in:

- A) special education law;
 - B) special education finance;
 - C) supervision of programs for children with disabilities; and
 - D) cross-categorical special education methods; or
- 2) submit, along with the application for the endorsement and the applicable fee, a copy of a letter of approval as an administrator of special education issued by the State Board of Education at any time; or
- 3) submit, along with the application for the endorsement and the applicable fee, evidence of holding an administrative certificate or a professional educator license endorsed for an administrative position and having completed 30 semester hours of coursework, distributed as specified in this subsection (b)(3).
- A) at least one course in each of the areas described in subsection (b)(1) of this Section; and
 - B) additional coursework to reach the required total of 30 semester hours, chosen from the areas of:
 - i) curricular adaptations/modifications and assistive technology;
 - ii) facilitation of the least restrictive environment for all students;
 - iii) characteristics of students with disabilities;
 - iv) collaboration with parents and school personnel;
 - v) transition services for students with disabilities; and

ILLINOIS REGISTER

STATE BOARD OF EDUCATION

NOTICE OF PROPOSED AMENDMENTS

- vi) educational and psychological diagnosis and remedial techniques.
- c) Each candidate shall have two years' full-time experience providing special education services:
 - 1) in the public schools, as a special education teacher, a speech-language pathologist, a school social worker, or a school psychologist; or
 - 2) in a nonpublic school, if the candidate holds the appropriate corresponding Illinois professional educator license endorsed in a special education teaching field or for school support personnel as a speech-language pathologist, a school social worker, or a school psychologist.
- d) Each candidate shall be required to pass the applicable content-area test (see Section 25.710 of this Part), as well as the test of basic skills pursuant to Section 25.720 of this Part, except that individuals who received their initial teaching or school support personnel certificate prior to July 1, 1988 are not subject to the requirement to pass the test of basic skills.
- e) Nothing in this Section is intended to preclude the candidate from seeking the issuance of an educator license with stipulations endorsed for provisional educator under Section 21B-20 of the School Code in the event that he or she has failed to meet one or more of the requirements for a professional educator license endorsed for director of special education.

(Source: Amended at 40 Ill. Reg. _____, effective _____)

SUBPART F: GENERAL PROVISIONS

Section 25.411 Voluntary Removal of Endorsements

This Section sets forth the conditions upon which a licensee may voluntarily remove one or more endorsements issued on a professional educator license or an educator license with stipulations.

- a) A licensee may ~~surrender~~request the removal of an endorsement only between January 1 and May 1 of each calendar year, with the endorsement ~~requested to be surrendered~~being removed by no later than July 1 of the same calendar year.

ILLINOIS REGISTER

STATE BOARD OF EDUCATION

NOTICE OF PROPOSED AMENDMENTS

- b) A licensee shall not request removal of any endorsement from a professional educator license or an educator license with stipulations if he or she is subject to an ongoing investigation conducted by the State Board of Education or there is other evidence or allegations of misconduct.
- c) Any licensee not subject to the provisions set forth in subsection (b) of this Section shall provide written notification to the State Board of Education, using a form provided for this purpose, of his or her intent to remove one or more endorsements. The notification shall include the licensee's full name as recorded in ELIS, his or her license number and the name of each credential to be removed. The notice shall be submitted to:
- General Counsel
Illinois State Board of Education
100 W. Randolph Street, CH14-300
Chicago, Illinois 60601
- d) Confirmation noting the date that the endorsement was removed from the license shall be sent to the individual within 30 days after receipt of the request. Removal of the endorsement from the individual's license shall be reflected in ELIS.
- e) A licensee may reapply for an endorsement removed under this Section by paying the fee required in Section 21B-40 of the School Code, provided that:
- 1) at least 10 years has passed since the endorsement was removed;
 - 2) the licensee passes all tests required for the endorsement as set forth in Section 21B-30 of the School Code and Section 25.720 ~~of this Part~~; and
 - 3) the licensee provides evidence of meeting all other requirements in effect for the endorsement, as set forth in Article 21B and this Part, at the time he or she makes application for the endorsement.
- f) A licensee shall not request the removal of the same endorsement from his or her professional educator license or educator license with stipulations more than once every 10 years.

(Source: Amended at 40 Ill. Reg. _____, effective _____)

STATE BOARD OF EDUCATION

NOTICE OF PROPOSED AMENDMENTS

Section 25.425 Individuals Prepared in Out-of-State Institutions

- a) In accordance with Section 21B-35 of the School Code, an applicant who has completed *a comparable state-approved education program* of another state or country may be granted an Illinois professional educator license endorsed in the area (i.e., teaching, administrative or school support personnel) that corresponds to the completed program if he or she meets all the generally applicable requirements of Article 21B of the School Code (e.g., age and good character) and the requirements for the license and the endorsement sought, as specified in the applicable Sections of this Part. As used in each of those Sections, a "comparable program" is one that leads to eligibility for service in the same specific capacity in the public schools of the state where the program was completed and is aligned to the standards set forth in Section 25.115(e). A program completed in the United States shall be considered comparable only if it was offered by a regionally accredited institution of higher education or a not-for-profit entity recognized under Subpart C.
- 1) The individual shall hold a bachelor's *degree* or higher *from a regionally accredited institution of higher education and the degeed major or a constructed major must directly correspond to the license or endorsement sought* and meet the requirements for that endorsement as set forth in Section 25.100. (Section 21B-35(a)(2) of the School Code)
 - 2) Each applicant for an Illinois professional educator license endorsed in a teaching field *who has not been entitled by an Illinois-approved institution of higher education* must have completed a program that met the following requirements.
 - A) For those who have completed traditional preparation programs, these requirements include:
 - i) college coursework in professional education, including pre-student teaching clinical experiences or equivalent experience, and student teaching or equivalent experience;
 - ii) coursework *in the methods of instruction of the exceptional child* in cross-categorical special education (Section 21B-35(a)(3) of the School Code), which shall meet the requirements outlined in Section 25.25(a)(1)(A) of this Part;

ILLINOIS REGISTER

STATE BOARD OF EDUCATION

NOTICE OF PROPOSED AMENDMENTS

- iii) *coursework in the methods of reading and reading in the content area* (Section 21B-35(a)(4) of the School Code), which shall meet the requirements outlined in Section 25.25(a)(1)(B) of this Part); and
 - iv) *coursework in instructional strategies for English language learners*, which shall address bilingual education, English as a Second Language or English as a New Language methods (Section 21B-35(a)(5) of the School Code).
- B) For those who have completed preparation programs in a school support personnel field listed in Subpart D, these requirements include college coursework in:
- i) professional education, including an internship or equivalent experience;
 - ii) *the methods of instruction of the exceptional child* in cross-categorical special education (Section 21B-35(a)(3) of the School Code), which shall meet the requirements outlined in Section 25.25(a)(1)(A) of this Part;
 - iii) *the methods of reading and reading in the content area* (Section 21B-35(a)(4) of the School Code), which shall meet the requirements outlined in Section 25.25(a)(1)(C); and
 - iv) *instructional strategies for English language learners* (Section 21B-35(a)(5) of the School Code), which shall align to standards for addressing second language acquisition and the diverse learner set forth in the Standards for the Speech-Language Pathologist (23 Ill. Adm. Code 28.230) or, for other school support personnel, the applicable standards in 23 Ill. Adm. Code 23 (Standards for School Support Personnel Endorsement).
- C) For those who are seeking an endorsement for principal, the applicant's preparation shall be evaluated in accordance with the criteria specified in Section 25.337.

ILLINOIS REGISTER

STATE BOARD OF EDUCATION

NOTICE OF PROPOSED AMENDMENTS

- D) For those who have completed alternative certification or licensure programs, these requirements include graduation from a regionally accredited institution with a bachelor's degree that directly corresponds to the endorsement sought and meets the requirements for that endorsement as set forth in Section 25.100, an intensive course of study approved by that state for this purpose, and student teaching or another structured teaching experience that forms part of the approved alternative program, as well as the coursework specified in subsection (a)(2)(A).
- 3) Each out-of-state applicant shall have passed each of the Illinois tests required for the professional educator license and the endorsement sought, as set forth in Section 21B-30 of the School Code [105 ILCS 5/21B-30] and Section 25.720.
- 4) In accordance with Section 21B-30(f) of the School Code, beginning July 1, 2015, each applicant who has not been entitled by an Illinois-approved institution of higher education for a professional educator license endorsed in a teaching field shall pass the TPA (see Section 25.720(e) of this Part). Any applicant who completed student teaching by August 31, 2015 may pass the Assessment of Professional Teaching (APT) instead (see Section 25.720(d) of this Part). If the applicant has not met ~~this~~ the requirement to pass the TPA and is not eligible to take the APT, he or she may:
- A) apply for an educator license with stipulations endorsed for the grade levels and content area of the endorsement sought, provided he or she holds a valid, comparable certificate or license from another state and has passed the test of basic skills and applicable content-area test required by Section 21B-30 of the School Code and Section 25.720 of this Part, and complete the TPA while employed as a teacher in an Illinois school district; or
- B) enroll in the student teaching portion of an educator preparation program offered by an Illinois institution of higher education approved to offer a program pursuant to Subpart C of this Part, during which time the TPA shall be completed; or
- C) for purposes of meeting both the requirements of Section 21B-30(f) of the School Code and this subsection (a)(4), an applicant

ILLINOIS REGISTER

STATE BOARD OF EDUCATION

NOTICE OF PROPOSED AMENDMENTS

who provides evidence with his or her application of having at least ~~three years~~one year of full-time teaching experience and having achieved a "proficient" or higher rating, or the equivalent, on his or her most recent performance evaluation shall not be required to pass the TPA.

- b) An individual may receive additional endorsements on a professional educator license endorsed for teaching by meeting the applicable requirements of Sections 25.37 and 25.100.
- c) A candidate whose credentials were earned at an institution outside the United States shall submit the documents prepared by the foreign institution to a service whose evaluations are accepted by the State Board pursuant to subsection (d) to determine if the candidate has met the requirements of Section 21B-35(b) of the School Code, including the coursework required under subsection (a)(2)(A).
 - 1) After reviewing the documents submitted, the service shall provide to the State Superintendent of Education a statement identifying the degree held by the individual and indicating whether or not the individual has been prepared as an educator. The service shall also provide a list of the courses completed, with the credits earned equated to semester hours.
 - 2) The transcript provided by the service pursuant to subsection (c)(1) shall be reviewed to determine whether the individual qualifies for a professional educator license and the endorsements for which application was made; if so, he or she shall receive the license and the endorsements indicated by the coursework completed.
 - 3) If the review of the individual's transcript indicates that he or she does not qualify for a professional educator license and the endorsements for which application was made, he or she shall receive a notification of the deficiencies for the license and the endorsement requested.
- d) Evaluation services shall be approved to review foreign credentials for purposes of Illinois licensure if they demonstrate experience working on behalf of either the National Association of Foreign Student Affairs or the American Association of Collegiate Registrars and Admissions Officers. However, the State Board of Education may discontinue acceptance of evaluations from any service based on evidence of material inconsistencies in reviews. The State Board shall maintain

ILLINOIS REGISTER

STATE BOARD OF EDUCATION

NOTICE OF PROPOSED AMENDMENTS

an up-to-date list of all organizations whose reviews are being accepted and shall make this list readily available.

- e) If either a candidate who has not been entitled by an Illinois-approved institution of higher education or an applicant from another country has not met one or more of the criteria to receive a professional educator license and endorsements for which he or she has applied, the candidate may apply and qualify for an educator license with stipulations endorsed for provisional educator if he or she meets the requirements of Section 21B-20(2)(A) of the School Code, including passage of the Illinois test of basic skills and any Illinois content-area test required for each endorsement sought, as required by Section 21B-30 of the School Code and Section 25.720 of this Part, *either prior to or within one year after issuance of the educator license with stipulations endorsed for provisional educator.* (See Section 21B-20(2)(A) of the School Code.)
- 1) *Applicants who have not been entitled by an Illinois-approved educator preparation program at an Illinois institution of higher education shall not receive a provisional educator endorsement on the educator license with stipulations if the person completed an alternative licensure program in another state, unless the program has been determined to be equivalent to Illinois program requirements.* (Section 21B-20(2)(A) of the School Code)
 - 2) Applicants shall be eligible for an educator license with stipulations endorsed for provisional educator, principal or superintendent, provided that they meet the requirements of Section 21B-35(b-5)(1) and (3) of the School Code regarding completion of a program approved by another state or country and issuance of a certificate or license in a teaching field.
 - 3) The educator license with stipulations endorsed for provisional educator shall be issued only once, valid until June 30 immediately following two years after the license being issued, unless the licensee, during the time in which he or she held the provisional endorsement:
 - A) passed the test of basic skills and the applicable content-area test, as required under Section 21B-20(2)(A)(ii) of the School Code; and
 - B) did not work in a public school or nonpublic school recognized by the State Board of Education pursuant to 23 Ill. Adm. Code 425 (Voluntary Registration and Recognition of Nonpublic Schools) at

ILLINOIS REGISTER

STATE BOARD OF EDUCATION

NOTICE OF PROPOSED AMENDMENTS

any time during the validity period of the educator license with stipulations endorsed for provisional educator.

- 4) An applicant may request one or more endorsements when he or she initially applies for the educator license with stipulations endorsed for provisional educator and pay only one fee required under Section 21B-40 of the School Code. Additional endorsements may be requested following issuance of the educator license with stipulations upon application and payment of the fee required under Section 21B-40; however, the date of approval of any additional endorsements shall not extend the validity period of the educator license with stipulations.

(Source: Amended at 40 Ill. Reg. _____, effective _____)

SUBPART I: ILLINOIS LICENSURE TESTING SYSTEM

Section 25.720 Applicability of Testing Requirement and Scores

- a) It is the individual's responsibility to take the appropriate tests. Upon request, the State Board of Education shall assist individuals in identifying appropriate tests.
- b) Basic Skills Test

Except as provided in subsections (b)(1) and (2), each candidate seeking an Illinois license (professional educator license or certain educator licenses with stipulations), whether it is his or her first license or a subsequent license, shall be required to pass a test of basic skills authorized under Section 21B-30 of the School Code [105 ILCS 5/21B-30]. Further, Section 21B-30(c) of the School Code requires candidates in teacher preparation or school support personnel preparation programs to pass this test *prior to starting their student teaching or starting the final semester of their internship.*

- 1) A person who has passed the Illinois test of basic skills as a condition of admittance to an Illinois preparation program approved pursuant to Subpart C or as a condition of participation in student teaching or an internship shall not be required to retake that test when seeking any subsequent endorsements or other educator licenses.
- 2) A person who has passed the Illinois test of basic skills and has been issued an Illinois educator license or any subsequent endorsement on the

ILLINOIS REGISTER

STATE BOARD OF EDUCATION

NOTICE OF PROPOSED AMENDMENTS

basis of the test shall not be required to retake the basic skills test when seeking any subsequent endorsements or other educator licenses.

- 3) A person who has passed another state's or country's test of basic skills as a condition of educator certification or licensure in that state or country or admission to a teacher preparation program approved by that state or country shall not be required to take the Illinois basic skills test before receiving a license. (See Section 21B-35 of the School Code.)
- 4) The Illinois test of basic skills will be administered as four separate subtests: reading comprehension, language arts, mathematics and writing.
 - A) Individuals may take all four subtests or any combination of the individual subtests during a single test administration.
 - B) Scores on basic skills subtests can be "banked", and an individual will not be required to take a subtest again once he or she has achieved a passing score on that subtest.
- 5) In lieu of passing the Illinois test of basic skills, a candidate in an Illinois educator preparation program or applicant for an educator license may submit for consideration his or her composite score either from the ACT[®] or the SAT[®], provided that either test must include a writing component.
 - A) The State Superintendent shall announce and post on the State Board's website the minimum composite score on each test that will be accepted under this subsection (b)(5). ~~Should any of the minimum scores be modified, the State Superintendent shall inform licensure officers no later than January 1 of the score to be used and shall modify the State Board's website accordingly.~~
 - i) The minimum composite score to be used for the ACT[®] shall be the average of the college-readiness benchmarks established by ACT[®] ~~and posted at <http://www.act.org/solutions/college-career-readiness/college-readiness-benchmarks/>~~, rounded up to the next whole number, or at least 22.
 - ii) The minimum writing score for the ACT[®] administered no later than August 31, 2015 shall be the combined

ILLINOIS REGISTER

STATE BOARD OF EDUCATION

NOTICE OF PROPOSED AMENDMENTS

English/Writing score ~~found at <http://www.actstudent.org/writing/combined.html>, which will be identified by using the ACT[®] English score identified as the college-readiness benchmark and posted at <http://www.act.org/solutions/college-career-readiness/college-readiness-benchmarks/> and the ACT[®] writing score that is the same as the passing score for the writing subtest of the Illinois test of basic skills determined in accordance with Section 25.760 of at least 19. For tests administered September 1, 2015 or later, a writing score shall be a minimum of 16.~~

iii) The minimum composite score for the SAT[®] shall be ~~the single score identified by ACT[®] as comparable to the ACT[®] score identified pursuant to subsection (b)(5)(A)(i) and posted at [1030](#).~~

iv) The minimum writing score for the SAT[®] shall be ~~the single writing score identified by ACT[®] as comparable to the ACT[®] English/Writing score identified pursuant to subsection (b)(5)(A)(ii) and posted at <http://www.act.org/solutions/college-career-readiness/compare-act-sat/450>.~~

B) The candidate or applicant may apply to the State Board of Education for consideration of his or her ACT[®] or SAT[®] results, using a form provided by the State Superintendent of Education for this purpose. The candidate or applicant shall direct ACT[®] or the College Board to send an official score report of his or her composite score and English/Writing or single writing score, as applicable, to the address provided on the application form.

c) Content-Area Tests

1) Each candidate seeking an Illinois professional educator license or endorsement on that license, whether his or her first license or endorsement or a subsequent license or endorsement, shall be required to pass a content-area test for each endorsement area for which there is an applicable test (see Section 21B-30(d) of the School Code; also see Section 25.710). Further, Section 21B-30(d) of the School Code requires

ILLINOIS REGISTER

STATE BOARD OF EDUCATION

NOTICE OF PROPOSED AMENDMENTS

passage of this test before a candidate begins student teaching or begins serving as a teacher of record. No waivers or exemptions are available.

- 2) A person who has passed a test of language proficiency, authorized under Section 21B-30 of the School Code, in order to qualify for an educator license with stipulations endorsed for transitional bilingual educator, and received that license shall not be required to retake that test in order to qualify for a bilingual education credential on another professional educator license received later. A person who has passed a test of language proficiency as a condition of admission to an Illinois preparation program also shall not be required to retake that test.

- d) Assessment of Professional Teaching (APT) (Through August 31, 2020)

In order to complete an educator preparation program, each candidate or out-of-state applicant who has completed his or her student teaching by August 31, 2015 and is seeking his or her first Illinois professional educator license endorsed in a teaching field shall be required to pass the APT relevant to the endorsement sought (see Section 25.710) or, in lieu of passing the APT, may provide evidence of meeting the requirements of subsection (e).

- e) Teacher Performance Assessment (TPA)

Beginning September 1, 2015, each candidate or out-of-state applicant completing an educator preparation program in a teaching field shall be required to pass the TPA, except as otherwise provided in subsection (d) (see Section 21B-30(f) of the School Code).

- 1) Each recognized institution offering approved teacher preparation programs shall administer the TPA during a candidate's student teaching experience.
- 2) A person who has *successfully completed an evidence-based assessment of teacher effectiveness*, as required under this subsection (e), *at the time of initial certification or licensure in another state or country shall not be required to complete the TPA.* (See Section 21B-35 of the School Code.)

- f) Except as provided in subsection (c)(2), for each person seeking an Illinois license, no passing score on a content area test or the APT may be more than 10 years old at the time application is made. (See Section 21B-30 of the School

ILLINOIS REGISTER

STATE BOARD OF EDUCATION

NOTICE OF PROPOSED AMENDMENTS

Code.) The 10-year period shall be calculated from the date the test was taken to the date of receipt of the application by the State Board of Education. Scores more than 10 years old will not be accepted as part of an application. The 10-year period discussed in this subsection (f) shall apply to each score that forms part of an application received on or after July 16, 2015, as well as any applications pending on, or for which an evaluation is valid as of, that date.

- g) Subject to registration in accordance with the provisions of this Subpart I and the provisions of Section 25.755(g)(1), an individual who has taken a paper-and-pencil test may retake that test during any subsequent, regularly scheduled administration of that test in paper-and-pencil format and may retake that test by computer during any subsequent computer-based test administration.
- h) Subject to registration in accordance with the provisions of this Subpart I and the provisions of Section 25.755(g)(1), an individual who has taken a computer-based test or subtest of the Illinois test of basic skills may retake that test or specific subtest by computer after no fewer than 30 days but also may retake that test or specific subtest during any subsequent, regularly scheduled administration of the test or subtest in paper-and-pencil format.

(Source: Amended at 40 Ill. Reg. _____, effective _____)

ILLINOIS STATE BOARD OF EDUCATION MEETING
March 16, 2016

TO: Illinois State Board of Education

FROM: Tony Smith, Ph.D., State Superintendent of Education *Ans*
Jason Helfer, Ph.D., Deputy Superintendent, Teaching and Learning *H*

Agenda Topic: Breakthrough Technologies Sole Source Contract

Materials: None required

Staff Contact(s): Angela Chamness, Division Administrator, Assessment and Accountability

Purpose of Agenda Item

The Division of Assessment and Accountability requests the Board to authorize the State Superintendent to enter into a sole source agreement with Breakthrough Technologies for an amount to not exceed \$2,000,000. This contract will be for the purposes of continuing to build out the capabilities of the TAO open source platform to support the operational administration of the spring 2017 science assessment and to ready the platform for future use with other statewide and local assessment systems.

Relationship to the State Board's Strategic Plan and Implications for the Agency and School Districts

The sole source contract with Breakthrough Technologies in order to build out an open source assessment platform to support science and other assessment systems into the future will support Goal 1 of the State Board's Strategic Plan.

Goal 1: Every child in each public school system in the state of Illinois deserves to attend a system wherein . . .

1. All Kindergarteners are assessed for readiness.
2. Ninety percent or more 3rd grade students are reading at or above grade level.
3. Ninety percent or more 5th grade students meet or exceed expectations in mathematics.
4. Ninety percent or more students are on track to graduate with their cohort at the end of 9th grade.
5. Ninety percent or more students graduate from high school ready for college and career.

Expected Outcome(s) of Agenda Item

It is expected the Board will authorize the State Superintendent to enter into a sole source agreement with Breakthrough Technologies for the continued development of the TAO open source platform for the purpose of administering an operational science assessment in spring of 2017 and for readying the platform for use with additional statewide and local assessment systems into the future.

Background Information

Open Assessment Technologies (OAT) launched TAO in late 2002 as part of a research project designed to develop a 100 percent online web-based testing platform that could be freely

available to the education community. The project has evolved to become the first globally proven open source test administration platform. It has been used for the Programme for International Student Assessment (PISA), the National Center and State Collaborative (NCSC), and is currently under development for the non-summative portions of the Partnership for Assessment of College and Careers (PARCC). ISBE is seeking to build on the source code already contributed by these entities while building out the system to effectively deliver innovative science item types in a secure and fully accessible online testing environment. We believe that the investment in the science platform development work will also assist our consortium work toward building out a summative assessment platform that could untether us from the requisite use of a proprietary vendor's test delivery platform. Specifically, this would allow for the long-term future potential to administer ELA and math assessment content on the same system as science. There is also the additional benefit of making the types of system enhancements that would best serve our educators and students as opposed to being locked into those that a vendor is building into their proprietary system for purposes of marketing to other audiences. The proprietary platforms, while they may be stable and have a variety of available features, are expensive to use and to customize.

Throughout the 2015-2016 school year, Breakthrough Technologies and ISBE staff have partnered around the customization of the platform for use in the upcoming science assessment. We have made significant progress in building out the capabilities of the system, including rostering and content ingestion, and we intend to continue work to further enhance these features as well as accommodation and accessibility features, and the development of new technology-enhanced item types.

The teams from Breakthrough and ISBE meet weekly to plan and deliver the work, which occurs in time-limited sprints or blocks of time reserved for completion of very specific portions of the project, providing opportunity for real-time feedback on the progress and quality control over the project. The Breakthrough team has been willing to problem-solve flexibly in partnership with the ISBE team. ISBE will continue to monitor progress throughout development of the platform customizations and administration of the science assessment on the platform. If the platform is deemed to be unstable or the work is not completed as requested, ISBE will not pursue the contract for FY17.

Financial Background

We have requested procurement by means of a sole source contract because at the current time Breakthrough Technologies is the only North American partner of OAT for purposes of making customizations to the TAO platform. We are in the process of completing work in this open source platform during 2016, and Breakthrough Technologies is the only current provider of these specific services making the contract eligible as a sole source procurement. We would like to continue the work, and we must request a new sole source contract in order to do so. The term of the sole source contract (contingent upon an enacted state budget) will begin upon execution and extend through June 30, 2017. The sole source agreement will be entirely funded by general revenue.

The financial background of this contract/grant is illustrated in the table below:

	Requested Federal Funding	Requested State Funding	Total Contract per Fiscal Year
FY16	\$2,000,000		\$2,000,000
FY17		\$2,000,000	\$2,000,000
Total			\$4,000,000

Analysis and Implications for Policy, Budget, Legislative Action, and Communications

Policy Implications: This sole source agreement with Breakthrough Technologies would allow for the secure delivery of innovative items in a fully accessible online environment. It would leverage existing innovations in the open source test development community and would allow us to contribute to the future development of the platform as well.

Budget Implications: The sole source agreement with Breakthrough Technologies would be funded with general revenue funds.

Legislative Action: None

Communication: None

Pros and Cons of Various Actions

Pros: Entering into a sole source agreement with Breakthrough Technologies would allow us to continue with the development work initiated in 2016 in an open source platform that can support our continuing science needs, and can also promote our future independence in the online testing platform space.

Cons: Funding may not be available in the immediate future.

Superintendent’s Recommendation

I recommend that the following motion be adopted:

The State Board of Education hereby authorizes the State Superintendent to enter into a sole source agreement with Breakthrough Technologies for a maximum amount of \$2,000,000. This contract will be to fund the development of the TAO open source platform to deliver the 2017 spring science assessment and to ready the platform for use with other statewide and local assessment systems. The term of the sole source contract (contingent upon an enacted state budget) will begin on July 1, 2016 and extend through June 30, 2017.

Next Steps

Upon Board authorization, procurement staff will present the sole source justification to the Chief Procurement Office for review and posting on the Illinois Procurement Bulletin. The notice of hearing must be posted on the Illinois Procurement Bulletin for 14 days. If a hearing is requested within those 14 days, a hearing will be held by the Chief Procurement Office to determine if this contract is an approved sole source contract. If there is no hearing requested, the hearing will be canceled. After the hearing stage, the Chief Procurement Officer will issue an approval or denial of the request. If approved by the Chief Procurement Office and the Procurement Policy Board, Agency staff will draft and execute a sole source agreement with Breakthrough Technologies.

ILLINOIS STATE BOARD OF EDUCATION MEETING
March 16, 2016

TO: Illinois State Board of Education

FROM: Tony Smith Ph.D., State Superintendent of Education *Ans*
Jason Helfer, Ph.D., Deputy Superintendent, Teaching and Learning *H*

Agenda Topic: Renewal of Intergovernmental Agreement with University of Wisconsin-Madison, Wisconsin Center for Educational Research (WCER) for WIDA Consortium for the ACCESS 2.0 and Alternate ACCESS for English Language Learners

Materials: None required

Staff Contact(s): Angela Chamness, Division Administrator, Assessment and Accountability

Purpose of Agenda Item

The Division of Assessment and Accountability requests the Board to authorize the State Superintendent to enter into a three year renewal of an Intergovernmental Agreement (IGA) with the Wisconsin Center for Educational Research (WCER) for the WIDA Consortium. The IGA will not exceed \$16,642,209.00 for ISBE's continued membership in the WIDA Consortium and for the use of the ACCESS for ELLs products provided through the WIDA consortium.

Relationship to the State Board's Strategic Plan and Implications for the Agency and School Districts

The renewal of the WIDA agreement and the provision of an assessment to measure English proficiency along with the related resources to support professional development in addressing the needs of English Learners (ELs) support Goal 1 of the State Board's Strategic Plan.

Goal 1: Every child in each public school system in the state of Illinois deserves to attend a system wherein . . .

1. All Kindergarteners are assessed for readiness.
2. Ninety percent or more 3rd grade students are reading at or above grade level.
3. Ninety percent or more 5th grade students meet or exceed expectations in mathematics.
4. Ninety percent or more students are on track to graduate with their cohort at the end of 9th grade.
5. Ninety percent or more students graduate from high school ready for college and career.

Expected Outcome(s) of Agenda Item

It is expected the Board will authorize the State Superintendent to enter into a three year renewal of an Intergovernmental Agreement with WCER for the WIDA Consortium not to exceed \$16,642,209.00 for ISBE's continued membership in the WIDA Consortium and for the use of the ACCESS for ELLs products provided through the WIDA consortium.

Background Information

In January 2004, ISBE entered into an initial Intergovernmental Agreement with the Board of Regents of the University of Wisconsin System on behalf of the University of Wisconsin-Madison's Wisconsin Center for Educational Research (WCER) through a consortium of 15 states identified as WIDA to develop a standards-based assessment instrument for measuring English proficiency for English Learners in grades K-12, as well as supporting English proficiency screeners and professional development materials for educators. ISBE supports this work in order to support a mission of providing equitable learning opportunities for all students. Through the identification of students with English learning needs, and the monitoring of their progress in English acquisition, districts are able to provide appropriate services and supports to students and families. The work of the consortium has produced the Assessing Comprehension and Communication in English State-to-State for English Language Learners (ACCESS), an assessment that is now administered across 33 states. In 2013, Illinois made an alternate version of the ACCESS for ELLs available to the field to better serve English Learners with cognitive disabilities. During this school year, the ACCESS 2.0 is being introduced. The ACCESS 2.0 offers a technology-based, adaptive administration of the ACCESS test.

Illinois has been a member of the consortium since 2004, and Illinois' continued participation in the WIDA Consortium allows it to continue assessing students in alignment with federal regulations using a familiar, research-based system. The agreement provides access to the assessment including the administration, scoring and reporting services, as well as for language screeners, and limited professional development to assist with implementation of the assessment and/or to be used in support of English Learner programs at the discretion of the state. Through the terms of the current agreement, Illinois retains governing privileges in the consortium and provides leadership and input into the future design and development of the assessment and related services.

The services of the contractor have been consistently satisfactory since the inception of the program. Quality is monitored annually through a post-performance review conducted by ISBE, which focuses on the billing and quality of services conducted in accordance with the Intergovernmental Agreement. As well, Illinois holds two seats on the WCER Governing Board, which maintains responsibility for oversight and direction to the WCER and its subcontractors.

Financial Background

The current Intergovernmental Agreement began on July 1, 2013 and expires on June 30, 2016. This request is for the first of three renewals (2- 3 year renewals and 1-1 year renewal). This renewal option will extend from July 1, 2016 through June 30, 2019 with a contract maximum of \$16,642,209.00. The agreement will have two remaining renewals (1-3 year renewal, and 1-1 year renewal) pending sufficient appropriation for the program and the satisfactory performance of the contractor. The funding is drawn from state general revenue funds.

The financial background of this contract/grant is illustrated in the table below:

	Current Contract State Funding	Current Contract Federal Funding		Requested Additional State Funding	Requested Additional Federal Funding	Total Contract per Fiscal Year
FY14	\$4,269,641.85					\$4,269,641.85
FY15	\$4,548,416.58					\$4,548,416.58
FY16	\$4,564,500.00					\$4,564,500.00
FY17				\$5,258,720.00		\$5,258,720.00
FY18				\$5,607,630.00		\$5,607,630.00
FY19				\$5,775,859.00		\$5,775,859.00
Total						\$30,024,767.43

Analysis and Implications for Policy, Budget, Legislative Action, and Communications

Policy Implications: This Intergovernmental Agreement helps Illinois to meet the federal assessment and accountability requirements.

Budget Implications: The cost of providing the ACCESS products and support under the agreement is not to exceed \$16,642,209.00 during this first renewal term of three years.

Legislative Action: No legislative action is needed.

Communication: No additional communication is needed.

Pros and Cons of Various Actions

Pros: Authorization of the renewal will allow the state to continue providing districts with a valid and reliable instrument for the measurement of English proficiency for English Learners. It will meet the federal and state requirements for the assessment of English Learners.

Cons: Failure to renew the agreement would require Illinois to secure a new assessment to measure English proficiency for English Learners, and may result in a failure to meet federal and state requirements.

Superintendent’s Recommendation

I recommend that the following motion be adopted:

The State Board of Education hereby authorizes the State Superintendent to enter into a three year renewal of an Intergovernmental Agreement with the Wisconsin Center for Educational Research for membership in the WIDA Consortium and for the use of the ACCESS for ELLs products provided through the WIDA consortium. The IGA will run from July 1, 2016 through June 30, 2019 for an amount not to exceed \$16,642,209.00.

Next Steps

Upon Board authorization and pending available funding, Agency staff will enter into a renewal agreement with WCER for the WIDA consortium.

ILLINOIS STATE BOARD OF EDUCATION MEETING
March 16, 2016

TO: Illinois State Board of Education

FROM: Tony Smith, Ph.D., State Superintendent of Education *AMS*
Jason Helfer, Ph.D., Deputy Superintendent Teaching and Learning *JH*

Agenda Topic: Renewal of Intergovernmental Agreement with Illinois State University to Administer the Illinois National Board Professional Preparation and Support System

Materials: None

Staff Contact(s): Emily Fox, Division Administrator, Educator Licensure

Purpose of Agenda Item

The Illinois State Board of Education (ISBE) Educator Licensure Division requests the Board to authorize the State Superintendent to enter into an Intergovernmental Agreement to run from July 1, 2016 to June 30, 2017 with Illinois State University (ISU) for \$298,000 which will increase the total agreement value to \$2,266,045.65 to support teachers seeking National Board for Professional Teaching Standards (NBPTS) certification.

Relationship to/Implications for the State Board's Strategic Plan

This IGA between ISBE and ISU relates to the Board's Strategic Goal 6 (highly prepared and effective teachers and school leaders).

Expected Outcome(s) of Agenda Item

It is expected the Board will authorize the State Superintendent to enter into an IGA to run from July 1, 2016 to June 30, 2017 with ISU for \$298,000 which will increase the total to \$2,266,045.65 to support teachers seeking NBPTS certification.

Background Information

The NBPTS is an independent, nonprofit, nonpartisan, non-governmental organization that was created in 1987 to provide voluntary national certification of teachers who meet rigorous, advanced standards through a series of performance-based assessments. This national accreditation process was developed in response to two high-profile reports prepared during the mid-1980s that focused on the necessity for education reforms, including improving teaching as a profession.

In January 1995, three of the first 86 National Board Certified Teachers (NBCTs) were from Illinois. Since that time, the number of Illinois NBCTs has grown to 6,068 out of 112,286 nationwide, and Illinois is ranked fifth in the nation for its number of NBCTs. Currently, there are 25 specialized National Board (NB) areas of certification including school counseling.

The increase in Illinois' number of NBCTs is due in part to the support systems created by the Illinois General Assembly through the Illinois Teaching Excellence Program (ITEP) and other supportive initiatives sponsored by ISBE. Since 1998, Illinois has used federal and state funds to promote interest and participation in the NBPTS certification program and support professional development for mentoring of classroom teachers throughout the state by NBCTs.

In addition, state and federal funds have also supported teachers and school counselors applying for NB candidacy by paying all or a portion of their NB candidacy fees.

In 2011, Public Act 097-0607 changed how funding was to be used for NB supports. Under the new law, any funds appropriated for the Illinois Teaching Excellence Program must be used to provide monetary assistance and incentives for qualified educators who are employed by school districts and who have or are in the process of obtaining licensure through the National Board for Professional Teaching Standards. The goal of the program is to improve instruction and student performance.

ISU has managed the Illinois National Board for Professional Teaching Standards program since Fiscal Year 2006 (FY 06). They have partnered with Illinois NBCTs, Regional Offices of Education/Intermediate Service Centers (ROEs/ISCs), and school districts in all regions of the state to arrange services to recruit and support candidates in targeted schools and counties. The Coordinators identify schools with 50% or more students who receive free or reduced-price lunches and schools in counties with no NBCTs. They solicit NBCTs throughout the state and arrange awareness presentations to teachers in targeted schools and provide presentations to teachers in counties with no NBCTs. Additional awareness presentations are arranged with NBCTs beyond the targeted schools. The NBCT Coordinators arrange the assessment and application support services. The NBCT leaders also arrange training for NBCTs to do mentor training through the Illinois Comprehensive Support System.

The director of the Illinois Comprehensive Support System will coordinate the work of the 2 Regional Coordinators (RCs), 4 Local Coordinators (LCs), 20 Candidate Cohort Facilitators, 1 online providers, 40 Readers, 24 Professional Development School Facilitators (PDSFs), 5 Professional Development School Leaders (PDSLs), 3 PD Design Team members, and 1 Renewal Support Provider to partner with school district administrators, teachers, NBCTs, candidates and NBPTS Supporters to recruit and support Illinois NBPTS candidates. The director, RCs, and CCFs, will support candidates through two types of cohorts: 1) face-to-face cohort sessions will be delivered statewide, regionally and locally and 2) targeted virtual cohort communities will be based on the needs of isolated candidates. The director and the PDSFs will support candidates through professional development School Sights based in PD schools, districts and ROEs. First-time candidates will have the opportunity to attend local and regional face-to-face candidate cohort sessions, participate in virtual cohort communities or take part in the PD school program. NBCTs renewing their certification will be supported through two cohorts: 1) Face-to-Face cohort sessions delivered in statewide locations and through 2) targeted virtual cohort communities based on the needs of isolated NBCTs.

In FY15 there were 6,068 NBCTs, which includes 43 new NBCTs and 116 newly renewed NBCTs. There is a target to reach 850 new candidates in FY16. Table One provides additional historical information as well as projections for FY17 (Table One: NBCT Historical Information).

During the 2014-2015 cycle, NBPTS revised their certification process. Once all components are available, completing National Board Certification may take anywhere from one to five years instead of one year, depending on the approach a candidate may take.

While teachers will be able to complete the entire certification process in one year, some may choose to do so over several years since the assessment is now grouped into four components. This revision will provide candidates with more flexibility but the number of new National Board Certified Teachers may fluctuate until the end the candidate's fifth year which does not indicate that the number of new NBCTs is decreasing in Illinois.

The following rules apply:

- You must attempt each of the four components within the first three years of your candidacy.
- There is no minimum or maximum score requirement to retake a component.
- You have up to two retake attempts for each component and you can retake at any time during the five-year window: retake years do not have to be concurrent or consecutive.
- You can have a year when you take no components; however, it does not extend your five year window.
- The highest score received for an individual component will always be used for total score calculation.

Table One: NBCT Historical Information

	FY10	FY11	FY12	FY13	FY14	FY15	FY16 (est.)	FY17 (est.)
New candidates	1528 x \$2000	800 x \$2000	991 x \$2000	488 x \$2000	701 x \$2000	406 x \$1900	ISU has projected that there will be 1,395	eGrant projections not submitted by ISU yet
Candidate Subsidy Fees	\$3,056,000	\$1,600,000	\$1,982,000	\$976,000	\$892,150	\$638,400	\$662,625	eGrant projections not submitted by ISU yet
New NBCTs	771	461	436	261	205	43	TBD	eGrant projections not submitted by ISU yet
Newly Renewed	82	95	83	93	101	116	TBD	eGrant projections not submitted by ISU yet
Total NBCTs*	4694	5155	5582	5842	6025	6068	TBD	eGrant projections not submitted by ISU yet

Financial Background

On July 30, 2010, ISBE entered into an Intergovernmental Agreement (IGA) with ISU to recruit and support Illinois NBPTS candidates.

This request is to renew the IGA to extend the end date of the contract through June 30, 2017, and to request an additional amount of funding for FY17 of \$298,000. This amendment would bring the total amount of federal funding to \$2,266,928. The funding will come from Teacher Quality – Title II Federal Funds.

The financial background of this contract is illustrated in the table below:

	Current Contract State Funding	Current Contract Federal Funding		Requested Additional State Funding	Requested Additional Federal Funding	Total Contract per Fiscal Year
FY11		\$380,624.80				\$380,624.80
FY12		\$372,807.63				\$372,807.63
FY13		\$277,143.00				\$277,143.00
FY14		\$342,352.86				\$342,352.86
FY15		\$297,116.36				\$297,116.36
FY 16		\$298,000.00				\$298,000.00
FY17		\$298,000.00				\$298,000.00
TOTALS		\$2,266,045.65				\$2,266,045.65

Analysis and Implications for Policy, Budget, Legislative Action, and Communications

Policy Implications: Approval of the contract renewal with the National Board Resource Center at Illinois State University will allow the Illinois National Board Initiative to continue to grow and increase the number of National Board Certified Teachers in Illinois classrooms.

Budget Implications: Funding for the Illinois National Board Initiative is dependent upon federal money and if the State provides a line item to support educators applying for National Board.

Legislative Action: None required.

Communication: None required.

Pros and Cons of Various Actions

Pros: This approval will allow the Illinois National Board Initiative to continue to grow and increase the number of National Board Certified Teachers in Illinois classrooms

Cons: None

Superintendent’s Recommendation

I recommend that the following motion be adopted:

The State Board of Education hereby authorizes the State Superintendent to renew the Intergovernmental Agreement with Illinois State University to administer the Illinois National Board Professional Preparation and Support System (subject to appropriation). The IGA will to run from July 1, 2016 to June 30, 2017, for \$298,000 and the total contract will not exceed \$2,266,045.65.

Next Steps

Upon Board authorization, Agency staff will commence the process of renewing the intergovernmental agreement in accordance with the approved motion.

ILLINOIS STATE BOARD OF EDUCATION MEETING
March 16, 2016

TO: Illinois State Board of Education

FROM: Tony Smith, Ph.D., State Superintendent of Education 

Agenda Topic: USDA Foods Warehousing and Distribution Sole Source Contract with Lanter Distributing, LLC

Materials: None required

Staff Contact(s): Mark Haller, Division Administrator, Nutrition and Wellness Programs

Purpose of Agenda Item

The Division of Nutrition and Wellness Programs requests the Board to authorize the State Superintendent to enter into a sole source contract with Lanter Distributing, LLC (Lanter) to rebate Illinois school districts participating in the National School Lunch Program (NSLP) for warehousing and delivery service fees. This contract will be for a maximum amount of \$2,350,000 for the term of August 1, 2016 through July 30, 2017.

Relationship to/Implications for the State Board's Strategic Plan

The sole source contract will be with Lanter Distributing, LLC (Lanter) will address the following goal:

Goal 3: Every school will offer a safe and healthy learning environment for all students.

Expected Outcome(s) of Agenda Item

It is expected the Board will authorize the State Superintendent to approve the sole source contract to rebate school districts for warehousing and delivery service expenses incurred by Illinois schools during school year 2015-16 for USDA Foods. The contract amount will not to exceed \$2,350,000 for a term from August 1, 2016 through July 30, 2017.

Background Information

The USDA issued Policy Memorandum FD-131 which states State Distribution Agencies (SDA) should be using Federal State Administrative Expenses (SAE) funds to pay for the costs of storing USDA Foods and shipping these foods from state-contracted warehouse to school districts. Historically, ISBE returns approximately \$2,500,000 of unused Federal SAE funds annually. By following USDA's recommendation this will allow ISBE to utilize Federal SAE funds to the maximum extent allowable. As a result of the federal Policy Memorandum FD-131, ISBE will release up to \$2,350,000 in FY17 through sole source contract to Lanter which describes the detail of the process by which school districts will be rebated for warehouse and delivery fees incurred in school year 2014-15.

Illinois State Board of Education (ISBE) is currently in the fourth year of a five year contract with Lanter to accept, store and deliver USDA Foods to schools participating in the NSLP. Lanter was selected as the State warehouse contractor through an RFSP issued April 2012. The purpose of the contract was to secure storage and delivery of USDA Foods to Illinois schools in the most economical means. The agency notifies districts of the approved State warehouse and the districts then contract with Lanter to secure their services. Illinois school districts

currently pay Lanter for these services directly. Lanter has been ISBE’s contracted warehouse and delivery company for over 25 years. Over the past 10 years, during our bid process, Lanter has been the only responsive bidder.

ISBE successfully entered into a sole source contract in Fiscal Year 2015 for \$2,100,000 and Fiscal Year 2016 for \$2,400,000 for the same purpose or rebating for warehousing and delivery service expenses incurred by Illinois schools during school years 2013-14 and school years 2014-15. This resulted in rebating school districts 82% of the total billings of \$2,538,260 in Fiscal Year 2015 and 100% of total billings of \$2,362,000 in Fiscal Year 2016. There was a slight decline in volume through the warehouse for school year 2015-16 so it is anticipated the \$2,350,000 will be close to 100% of the billings.

Financial Background

This request is to enter into a new sole source contract with Lanter Distributing, LLC in an amount not to exceed \$2,350,000 for the term of August 1, 2016 through July 30, 2017. This contract will be funded by Federal State Administrative Expense (SAE) funds.

The financial background of this contract is illustrated in the table below:

	Current Contract State Funding	Current Contract Federal Funding		Requested Additional State Funding	Requested Federal Funding	Total Contract per Fiscal Year
FY17					\$2,350,000	\$2,350,000
Total						\$2,350,000

Business Enterprise Program (BEP)

The BEP goal is not part of this award requirement because Lanter Distributing, LLC will be directly reimbursing Illinois school districts for warehouse and delivery fees incurred in school year 2015-16.

Analysis and Implications for Policy, Budget, Legislative Action, and Communications

Policy Implications: None

Budget Implications: The Sole Source Contract will be fully funded with Federal Child Nutrition Program SAE funds. These funds will be a direct benefit for all Illinois schools currently participating in the NSLP.

Legislative Action: None

Communication: None

Pros and Cons of Various Actions

Pros: Using SAE funds to pay for the storage and delivery fees associated with USDA Foods will directly benefit every Illinois school participating in the NSLP. The Sole Source Contract will be fully funded with Federal Child Nutrition Program SAE funds.

Cons: None

Superintendent's Recommendation

I recommend that the following motion be adopted:

The State Board of Education hereby authorizes the State Superintendent to enter into a sole source contract with Lanter Distributing, LLC for the purpose of reimbursing Illinois school districts participating in the National School Lunch Program (NSLP) for warehousing and delivery service expenses incurred during school year 2015-16. This contract will be for a maximum amount not to exceed \$2,350,000 for the term of August 1, 2016 through July 30, 2017.

Next Steps

Upon Board authorization, procurement staff will present the sole source justification to the Chief Procurement Office for review and posting on the Illinois Procurement Bulletin. The notice of hearing must be posted on the Illinois Procurement Bulletin for 14 days. If a hearing is requested within those 14 days, a hearing will be held by the Chief Procurement Office to determine if this contract is an approved sole source contract. If there is no hearing requested, the hearing will be canceled. After the hearing stage, the Chief Procurement Officer will issue an approval or denial of the request. If approved by the Chief Procurement Office and the Procurement Policy Board, Agency staff will draft and execute a sole source contract.

ILLINOIS STATE BOARD OF EDUCATION MEETING
March 16, 2016

TO: Illinois State Board of Education

FROM: Tony Smith Ph.D., State Superintendent of Education *Ans*
Jason Helfer, Ph.D., Deputy Superintendent for Teaching and Learning *H*

Agenda Topic: Intergovernmental Agreement with ROE #48 for the Illinois Virtual School

Staff Contact(s): Dora Welker, Division Administrator, College and Career Readiness

Purpose of Agenda Item

The Division of College and Career Readiness requests the Board to authorize the State Superintendent to enter into an Intergovernmental Agreement (IGA) with Regional Office of Education #48 – Peoria County for the Illinois Virtual School (IVS) in the amount of \$1,200,000 to run through July 1, 2016 – June 30, 2017.

Relationship to the State Board’s Strategic Plan and Implications for the Agency and School Districts

Goal 1: Every child in each public school system in the state of Illinois deserves to attend a system wherein . . .

1. All Kindergarteners are assessed for readiness.
2. Ninety percent or more 3rd grade students are reading at or above grade level.
3. Ninety percent or more 5th grade students meet or exceed expectations in mathematics.
4. Ninety percent or more students are on track to graduate with their cohort at the end of 9th grade.
5. Ninety percent or more students graduate from high school ready for college and career.

The IVS facilitates and coordinates a wide variety of online full service (such as Algebra 1, Middle School Language Arts, Biology, etc.) and credit recovery courses (such as Geometry, English 1, Chemistry, etc.), available to all Illinois schools, which are aligned to the New Illinois Learning Standards.

Goal 2: Every student will be supported by highly prepared and effective teachers and school leaders.

The IVS provides a wide variety of content specific, self-paced and facilitated professional development courses (some that are available for graduate credit). Self-paced professional development courses include courses such as Reading First for Grades K-3 that examine ways to help children in grades K-3 acquire the knowledge, skills, and experiences in literacy. Facilitated professional development available for graduate credit includes courses such as Inquiry in the Science Classroom that helps teacher learn to include authentic inquiry into their course.

Expected Outcome(s) of Agenda Item

It is expected that the Board will authorize the State Superintendent to enter into an IGA with Regional Office of Education #48 – Peoria County for FY17 for one year with the total of the contract not to exceed \$1,200,000.

Background Information

The Illinois Virtual High School (IVHS) began in January 2001, pursuant to Board action. The Illinois State Board of Education ran the program from 2001-2003. In 2003, the Illinois Math and Science Academy (IMSA) assumed day-to-day operations.

In 2008, ISBE released a Request for Sealed Proposals (RFSP) for the administration and management of the Illinois Virtual School (IVS) which would expand to include professional development offerings for teachers as well as continue to offer high-quality, standards-based courses for students in grades 5-12. These courses would be taught by highly-qualified, Illinois-certified teachers.

The Regional Office of Education #48 – Peoria County was the successful bidder. Since assuming management of the IVS, the new administrator has completed a full course review, moved to a new learning management system, added enhanced and additional course offerings, worked with districts to design and deliver customized courses, revised teacher selection, training and competition, and developed online courses for Illinois teachers to support state and regional initiatives.

SB 1679, the Course Access Act, filed during the 99th General Assembly, proposed that a State Course Access Catalog shall be developed for the State Board of Education and shall provide a listing of all courses authorized and available to students, detailed information about the courses, specifies how an eligible participating student may enroll in State Course Access Program courses and establishes an authorization process for course providers run by the State Board. SB 1679 was opposed by ISBE insofar as it would create a significant burden on staff and be an unfunded mandate on ISBE. Knowing the contract between ISBE and Regional Office #48 would expire on June 30, 2016, ISBE proposed the creation of a Virtual Education Review Committee. The Committee, established by PA 99-0442, shall be repealed on May 31, 2016 and is reviewing virtual education and course choice as well as developing recommendations for the Illinois Virtual School. Once these recommendations are submitted to ISBE, a new RFSP will be developed. An IGA is necessary because there is not the necessary time to create an RFSP between the time between the submission of recommendations and the end date of the contract.

Financial Background

On April 1, 2009, the Illinois State Board of Education entered into an intergovernmental agreement with Regional Office of Education #48 – Peoria County for \$1,874,822 through June 30, 2010, with six possible one-year renewals which was procured through the use of a request for sealed proposal (RFSP). The IGA was for the administration and management of the Illinois Virtual School. This IGA was subsequently brought back for the Board's approval for FY11, FY12, FY13, FY14, FY 15 and FY16.

This request is to enter into an IGA from July 1, 2016, through June 30, 2017, for \$1,200,000. This intergovernmental agreement will be funded by State and District Technology Support (formerly Technology for Success) and IDEA discretionary funds.

The financial background of this contract/grant is illustrated in the table below:

	Current Contract State Funding	Current Contract Federal Funding		Requested Additional State Funding	Requested Additional Federal Funding	Total Contract per Fiscal Year
FY09	\$200,000	\$24,995				\$224,995
FY10	\$1,449,827	\$200,000				\$1,649,827
FY11	\$1,160,000	\$120,000				\$1,280,000
FY12	\$1,200,000	\$250,000				\$1,450,000
FY13	\$1,200,000					\$1,200,000
FY14	\$1,200,000	\$250,000				\$1,450,000
FY15	\$950,000	\$250,000				\$1,200,000
FY16	\$950,000	\$250,000				\$1,200,000
FY17				\$950,000	\$250,000	\$1,200,000
Total	\$8,309,827	\$1,344,995		\$950,000	\$250,000	\$10,854,822

Business Enterprise Program (BEP)

Not Applicable.

Analysis and Implications for Policy, Budget, Legislative Action, and Communications

Policy Implications: Approval of the IGA with the Regional Office of Education #48– Peoria County, will allow the IVS to operate and provide needed services to the students and teachers of Illinois.

Budget Implications: State funding sources currently support this effort. The IGA will need to be rebid during FY17 after the completion of the report from the Virtual Education Review Committee.

Legislative Action: None required.

Communication: None required.

Pros and Cons of Various Actions

Pros: Approval of the IGA renewal with Regional Office of Education #48–Peoria County will allow that services can be delivered to provide continued support for implementation of the Illinois Virtual School.

Cons: Funding for this IGA is dependent upon State money.

Superintendent’s Recommendation

I recommend that the following motion be adopted:

The State Board of Education hereby authorizes the State Superintendent to enter into a one year Intergovernmental Agreement with the Regional Office of Education #48 – Peoria County through June 30, 2017 for \$1,200,000. This IGA is for the administration and management of the Illinois Virtual School.

Next Steps

Upon Board authorization, Agency staff will commence the process of executing an IGA in accordance with the approved motion.

ILLINOIS STATE BOARD OF EDUCATION MEETING
March 16, 2016

TO: Illinois State Board of Education

FROM: Tony Smith Ph.D., State Superintendent of Education 
Janel Forde, Chief Operating Officer 

Agenda Topic: Renewal of Lease Agreement for Alzina Building

Materials: None

Staff Contact(s): Dave Moser, Division Supervisor, Facility Management

Purpose of Agenda Item

The Facility Management Division requests the Board to authorize the State Superintendent to renew the Alzina Lease agreement for a five (5) year period (FY17 - FY21) not to exceed \$11,561,929 plus the costs for utility pass-throughs. ISBE's Springfield office is located at 100 North First Street, Springfield, Illinois, 62777, in the Alzina Building, shared with the Department of Human Services and property managed by Pacific Management. At this time, negotiations with Pacific Management are ongoing; however, Facility Management expects to reduce lease costs, which are based on square footage usage, by reducing ISBE's footprint and utility costs.

The current lease is based on ISBE's current use of 133,365 square feet. The estimated budget is based on current costs and assumptions based on current negotiations.

Relationship to the State Board's Strategic Plan and Implications for the Agency and School Districts

Facility Management serves as an operational support function to ISBE staff. Renewing the Alzina lease supports ISBE staff in their day-to-day work which in turn supports each Board goal.

Goal 1: Every child in each public school system in the state of Illinois deserves to attend a system wherein . . .

1. All Kindergarteners are assessed for readiness.
2. Ninety percent or more 3rd grade students are reading at or above grade level.
3. Ninety percent or more 5th grade students meet or exceed expectations in mathematics.
4. Ninety percent or more students are on track to graduate with their cohort at the end of 9th grade.
5. Ninety percent or more students graduate from high school ready for college and career.

Goal 2: Every student will be supported by highly prepared and effective teachers and school leaders.

Goal 3: Every school will offer a safe and healthy learning environment for all students.

Expected Outcome(s) of Agenda Item

It is expected the Board will authorize the State Superintendent to renew the current lease.

Background Information

The current lease agreement with Pacific Management for ISBE's Springfield offices on the entire 2nd and 3rd floors and portions of the Concourse (basement), 1st and 4th floors of the Alzina Building expires on June 30, 2016. The Department of Human Services has a separate lease agreement for its offices on the 5th and 6th floors and portions of the Concourse and 4th floors. Building security costs are paid entirely by the Department of Human Services. Current lease costs are \$2,231,168 annually with a utility pass-through over the base amount. Janitorial and maintenance services are included in the rent.

Within the existing lease agreement, ISBE has the option to renew the lease for an additional five (5) year term upon the same terms and conditions, except that the base rent during the first (1st) year of the hold over term shall be the base rent in the fifth (5th) year of the renewal term. Given current market conditions, budgetary constraints and business needs, Facility Management engaged Pacific Management in negotiations to renew the current lease for FY17-FY21 while identifying opportunities to reduce costs where practicable.

Additional information is being sought from the Statewide Facility Manager at CMS Bureau of Property Management to further reduce the utility pass-through.

Utility Pass-Through

The agency is responsible for utility costs greater than \$236,680.00 for each of the five (5) years of the agreement.

FY12	\$135,117.83
FY13	\$153,559.53
FY14	\$140,671.47
FY15	\$131,747.22
FY16	N/A

Improvements/Repairs

During the existing lease, ISBE has worked with Pacific Management to perform HVAC evaluations, ramp repair/replacement and general improvements.

The proposed lease agreement includes several improvement and repair items to be completed by Alzina's building management. Examples include but are not limited to, a separate HVAC unit for the 4th floor Board Room, HVAC/cooling evaluation for existing duct-work, loading ramp repair/replacement, and drainage/leak repair.

Proposed, Unchanged Terms:

- ISBE will be provided thirty (30) parking spaces at no additional cost
- Alzina Building Management is responsible for:
 - o Maintenance of the building and premises
 - o Landscaping
 - o Snow removal
 - o Trash removal
 - o Service and repair to fire extinguishers

Financial Background

The financial background of this contract/grant is illustrated in the table below:

	Current Contract State Funding	Current Contract Federal Funding		Requested Additional State Funding	Requested Additional Federal Funding	Total Contract per Fiscal Year
FY17	\$	\$		\$	\$	\$2,275,791.00
FY18	\$	\$		\$	\$	\$2,275,791.00
FY19	\$	\$		\$	\$	\$2,321,307.00
FY20	\$	\$		\$	\$	\$2,321,307.00
FY21	\$	\$		\$	\$	\$2,367,733.00
Total	\$	\$				\$11,561,929.00

Business Enterprise Program (BEP)

This lease agreement is not subject to BEP goals.

Analysis and Implications for Policy, Budget, Legislative Action, and Communications

Policy Implications: None

Budget Implications: None

Legislative Action: None

Communication: None

Pros and Cons of Various Actions

Pros: Renewal of the lease agreement will prevent the cost and inconvenience of relocation of ISBE's Springfield office staff. It will avoid disrupting services to local education agencies, stakeholders and others.

Cons: Not renewing the lease will force the agency to move from one facility to another at additional costs. Given budgetary constraints, obtaining a new lease with a new building management company would not likely be feasible.

Superintendent's Recommendation

I recommend that the following motion be adopted:

The State Board of Education hereby authorizes the State Superintendent to renew the Alzina Building lease agreement through June 30, 2021, not to exceed \$11,561,929 plus costs for associated utility pass-throughs.

Next Steps

Upon Board authorization, agency staff will notify the Illinois Procurement Policy Board (IPPB) regarding the intent to renew the Alzina Building lease agreement for the purpose of obtaining approval. When ISBE secures approval from IPPB, the lease agreement will be executed.

ILLINOIS STATE BOARD OF EDUCATION MEETING
March 16, 2016

TO: Illinois State Board of Education

FROM: Tony Smith Ph.D., State Superintendent of Education *Ans*
Robert Wolfe, Chief Financial Officer *RW*

Agenda Topic: Recommendation to Remove Cahokia Community Unit School District 187 from 1A-8 Financial Difficulty Certification

Materials: Cahokia Community Unit School District 187 Financial Plan
Cahokia Community Unit School District 187 Letter to the State Board

Staff Contact(s): Deb Vespa, Division Administrator, School Business Services

Purpose of Agenda Item

The purpose of this agenda item is to request the State Board to authorize the removal of Cahokia Community Unit School District 187 from 1A-8 Financial Difficulty Certification status.

Relationship to the State Board's Strategic Plan and Implications for the Agency and School Districts

The financial condition of school districts relates to all of the State Board goals. Without financial solvency, districts would have difficulty achieving any of the goals.

Goal 1: Every child in each public school system in the state of Illinois deserves to attend a system wherein . . .

1. All Kindergarteners are assessed for readiness.
2. Ninety percent or more 3rd grade students are reading at or above grade level.
3. Ninety percent or more 5th grade students meet or exceed expectations in mathematics.
4. Ninety percent or more students are on track to graduate with their cohort at the end of 9th grade.
5. Ninety percent or more students graduate from high school ready for college and career.

Goal 2: Every student will be supported by highly prepared and effective teachers and school leaders.

Goal 3: Every school will offer a safe and healthy learning environment for all students.

Expected Outcome(s) of Agenda Item

It is expected the Board will approve the removal of Cahokia Community Unity School District 187 from Article 1A-8 Financial Difficulty status.

Background Information

Cahokia Community Unit School District 187 is a pre-kindergarten through twelfth grade district located in St. Clair County. They have an enrollment of approximately 3,500 students. Cahokia Community Unit School District 187 has the highest 2013 total tax rate of \$11.0436 and third lowest EAVs per pupil of \$21,540 which ranks them at 384 of 386 unit districts. Their low income concentration from the 2016 General State Aid Claim is 100%.

At the March 20, 2008 meeting, the State Board approved certifying Cahokia Community Unit School District 187 in financial difficulty in accordance with 1A-8 of the School Code.

In accordance with Section 1A-8(b) of the School Code [105 ILCS 5/1A-8(b)], after proper investigation of the district's financial condition, the State Board of Education may certify a district in financial difficulty if any one of the following criteria are met:

1. The district has issued school or teacher orders for wages as permitted in Sections 8-16, 32-7.2, and 34-76 of the School Code.
2. The district has first and second year tax anticipation warrants outstanding, as authorized in Sections 17-16, 34-23, 34-59 and 34-63 of the School Code or has issued short-term debt against two future revenue sources such as tax anticipation warrants and general State Aid certificates or tax anticipation warrants and revenue anticipation notes.
3. The district has incurred two consecutive years of negative fund balances for the operating funds (Education, Operation and Maintenance, Pupil Transportation and Working Cash Funds).
4. The district refuses to provide financial information or cooperate with the State Superintendent in an investigation of the district's financial condition.
5. The district is likely to fail to fully meet any regularly scheduled payroll-period obligations or debt service payments when due.

In 2008, the district had been realizing negative aggregate fund balances in their operational funds since FY 2000. ISBE continued to monitor the district. After an investigation of the district's finances and continual negative ending fund balance being realized, the State Board certified them in financial difficulty under criteria three above.

Since 2008, the district has been diligently working to balance their budget. They have demonstrated that they are completing General State Aid projections, cash flow projections and financial projections so budgetary adjustments can be made as needed and in a timely manner.

As reflected in the attached Cahokia Financial Plan, District Summary on page 4, the results of operations have been positive for the past three audited fiscal years (2013 through 2015). With the issuance of the \$3.9 million Working Cash Fund Bonds in FY 2011, the district has been maintaining positive fund balances. In analyzing the three operating funds, excluding the Working Cash Fund balance, FYs 2014 and 2015 are the first years these three operating fund balances (Education, Operation and Maintenance, and Pupil Transportation) have realized an aggregate positive amount and the district did not have to rely on Working Cash to meet their operational needs. With the conservative assumptions of slightly decreasing revenues and incremental increases to expenditures, the district projects balanced budgets for FYs 2016 through 2019.

The Financial Profile Score has improved from the lowest category of Financial Watch to the second highest category of Financial Review, which was realized in FY 2014 and again for FY 2015. The district's projections reflect the district will realize the highest Financial Profile designation of Financial Recognition in FY 2019.

The district has realized budgetary improvements by incorporating the following budget reductions:

- Staff reduction of 142.5 FTEs,
- Closing facilities, and
- Negotiated extended-level salary schedules while capping the district's employee health insurance cost.

Since the district has realized balanced budgets for the last three audited fiscal years, has positive operational fund balances, and no longer meets any of the certification criteria outlined above, it is recommended that the Board approve removing Cahokia Community Unit School District 187 from Financial Difficulty status.

Analysis and Implications for Policy, Budget, Legislative Action, and Communications

Policy Implications: None

Budget Implications: None

Legislative Action: None

Communication: Communicate Board action to District Superintendent

Pros and Cons of Various Actions

Pros: Recognize that Cahokia Community Unit School District 187 has achieved balanced budgets with a positive projection through FY 2019.

Cons: None

Superintendent's Recommendation

I recommend that the following motion be adopted:

The State Board of Education hereby approves that Cahokia Community Unit School District 187 is no longer deemed in financial difficulty in accordance with Article 1A-8 of the School Code. [105 ILCS 5/1A-8]

Next Steps

Upon Board authorization, Agency staff will notify the district superintendent of the State Board's action.



Financial Plan
2016-2019

Table of Contents	Page #
Executive Summary	2
Financial Assumptions	3 - 4
District Summary of Finances	4 - 5
Available Debt and Liabilities	6 - 7
Appendices:	8 - 10
Appendix 1 - Tax Extensions	9
Appendix 2 – Summary of General State Aid Data	10

Cahokia Unit School District #187
Financial Projection Plan
March 2016

Executive Summary

Between the 2011-12 school year and the 2015-16 school year, District 187 Board of Education, Administration, Employees and Union Leadership have worked together to keep Cahokia Unit School District 187's annual budgets balanced and improve the financial outlook of the district.

Unfortunately, some programs and student services have been reduced or eliminated and class sizes have been increased in order to maintain a balanced budget annually. However, the staff continues to strive to offer the students of our district the best education possible.

Summary of Financial Progress from 2011-12 through 2015-16

- Maintained Balanced Budgets with Surplus Fund Balances in Operating Funds
- Reduced Certified Staff by 80.5 FTE
- Reduced Non-Certified Staff by 62 FTE
- Eliminated Deficit in Operations and Maintenance Fund
- Completed all Priority 1 (A items) from Health/Life Safety Surveys
- Improved Financial Profile Score from 2.70 to 3.15 (Review Status)
- Negotiated Hard Dollar Cap on District Medical Insurance Costs
- Negotiated Extended and Leveled Salary Step Increases for all Employee Groups
- Closed Three Facilities
- Received School Improvement Grant (SIG) for High School

The District and Union (Illinois Federation of Teachers, Local 1272) have developed a productive working relationship based on open and honest discussions regarding the financial outlook of the district. Working together, contractual changes have been implemented that have created a hard dollar cap on medical insurance costs (\$7,979 annual cost for individual and \$11,671 annual cost for family coverage) and all district salary schedules have been extended and leveled in a 3 to 5 ratio. For example, teacher step increases went from 15 steps to 25 steps, secretary salary schedules went from 12 steps to 20 steps, etc. Also, the salary increases between all steps have been leveled in order to stabilize long term cost of step increases in the future.

The following three year projection will show that based on assumptions developed in consultation with our state board regional financial consultant, the district shows that we are confident that our financial stability will be maintained and our Financial Profile Score will improve to Recognition.

Financial Assumptions

	FY 2017	FY 2018	FY2019
# 1 Estimated EAV	0% increase	0% increase	0% increase
# 2a \$ Increase in student foundation level	Foundation Level \$6,119 Prorated 92%	Maintain at Prorated Level	Maintain at Prorated Level
# 2b ADA 3 best months	3,242.3	Maintain Level	Maintain Level
# 3 % Salary Increase	2%	2%	Unknown, held flat
# 4 % Medical Insurance	\$0 Costs Capped	\$0 Costs Capped	\$0 Costs Capped

Equalized Assessed Value

The EAV projections are estimated given the increase over last year.

The district's 2014 EAV has increased approximately \$2M from the 2013 EAV. The district does have a TIF agreement with the city that would pay the district an amount each year. The Mayor has assured the district an additional \$200K annually

If the city agreement can be maintained, the district would receive an additional \$200K per year from the TIF properties being added back to the tax rolls. Otherwise, Cahokia School District is dependent upon any and all state and federal funding for future revenue increases.

General State Aid Components

For the 2017-2019 school years, we have estimated \$0.00 per student increase on the foundation level based on technical advice of our ISBE support person. This makes sense given the state's budget deficits and proration of appropriations in recent years, therefore we have projected an increase of \$0.00 per student on the foundation level.

The district is severely dependent on General State Aid. We have an extremely low Equalized Assessed Valuation per pupil. Also, being a high poverty funded district, if the new poverty dollars had not been phased in over four years, we would have received additional General State

Aid dollars each year impacting current operations and deficits. The Overall Tax Rate for this district is over \$11.00, ranking it as being one of the highest taxed districts in Illinois.

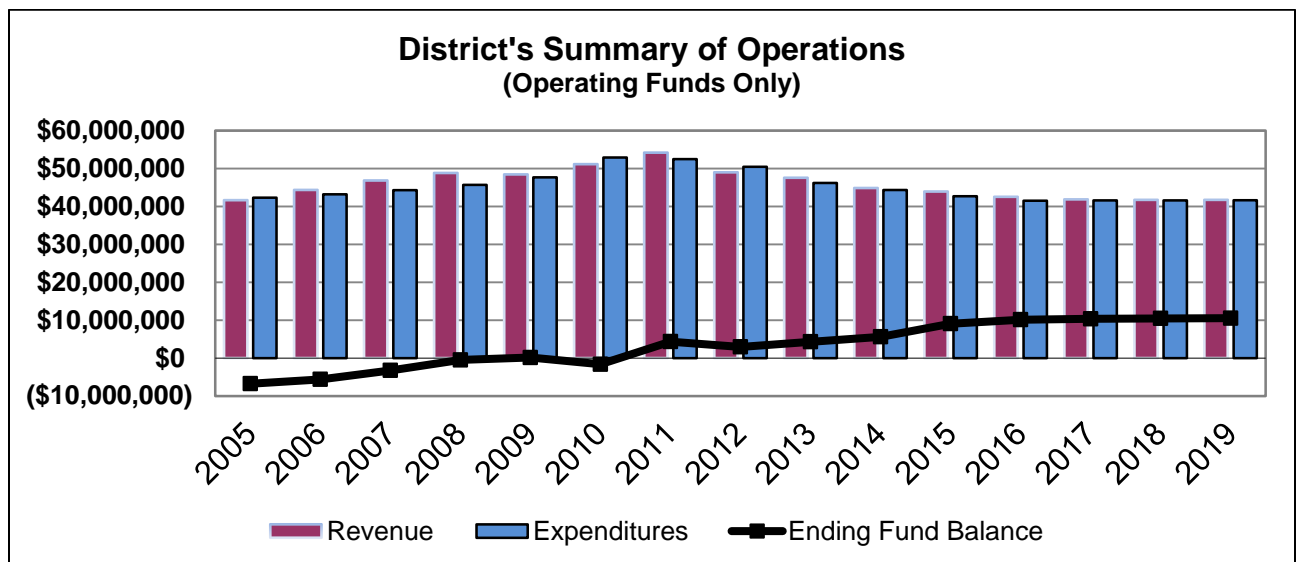
Cash Flow Method

The District sold working cash bonds in FY 2015 to maintain cash flow throughout the year. Through good cash management, we have been successful in meeting all payrolls and financial obligations. As long as State Reimbursement funding comes through, the districts recently sold working cash bonds will assist maintaining cash flow of the district.

District Summary of Finances

Fiscal Year	2011 Audited	2012 Audited	2013 Audited	2014 Audited	2015 Audited
Tax Levy Year	2009	2010	2011	2012	2013
School Year	2010-11	2011-12	2012-13	2013-14	2014-15
Operating Expense per Pupil	\$14,155.13	\$14,319.62	\$14,015.43	\$14,721.86	\$14,959.20
Per Capita Tuition	\$9,957.04	\$10,596.10	\$9,843.86	\$10,455.30	\$10,424.65
Best 3 Mths ADA	3,860.21	3,799.54	3,620.39	3,279.67	3,349.54
EAV	\$115,463,507	\$104,601,383	\$82,574,070	\$70,944,222	\$66,264,791
Revenues					
Ed Fund	\$46,737,493	\$43,337,449	\$41,886,397	\$39,853,946	\$39,067,869
Op & Main Fund	\$3,518,082	\$2,511,156	\$2,414,296	\$2,562,482	\$2,551,577
Trans Fund	\$3,856,501	\$3,097,373	\$3,217,227	\$2,395,885	\$2,291,373
Work Cash Fund	\$55,658	\$51,381	\$40,581	\$33,754	\$30,622
Total Revenue	\$54,167,734	\$48,997,359	\$47,558,501	\$44,846,067	\$43,941,441
Expenditures					
Ed Fund	\$46,371,203	\$45,000,593	\$41,171,127	\$39,314,328	\$37,793,981
Op & Main Fund	\$2,655,301	\$2,472,765	\$2,296,389	\$2,471,027	\$2,442,104
Trans Fund	\$3,456,771	\$2,975,825	\$2,733,282	\$2,572,994	\$2,469,641
Work Cash Fund					
Total Expend	\$52,483,275	\$50,449,183	\$46,200,798	\$44,358,349	\$42,705,726
Results of Operation					
Ed Fund	\$366,290	\$(1,663,144)	\$715,270	\$539,618	\$1,273,888
Op & Main Fund	\$862,781	\$38,391	\$117,907	\$91,455	\$109,473
Trans Fund	\$399,730	\$121,548	\$483,945	\$(177,109)	\$(178,268)
Work Cash Fund	\$55,658	\$51,381	\$40,581	\$33,754	\$30,622
Total Results of Operation	\$1,684,459	\$(1,451,824)	\$1,357,703	\$487,718	\$1,235,715
Fund Balance					
Ed Fund	\$4,015,780	\$2,412,746	\$3,128,016	\$3,667,634	\$4,941,522
Op & Main Fund	\$(3,373,718)	\$(3,335,327)	\$(3,217,420)	\$(1,444,114)	\$265,359
Trans Fund	\$(719,711)	\$(598,163)	\$(114,218)	\$(156,002)	\$(134,270)
Work Cash Fund	\$4,423,327	\$4,474,708	\$4,515,289	\$3,547,193	\$4,012,181
Total Fund Balance	\$4,345,678	\$2,953,964	\$4,311,667	\$5,614,711	\$9,084,792
Financial Profile Designation/Score	2.70/Early Warning	2.35/Watch	2.80/Early Warning	3.15/Review	Est. 3.15/Review

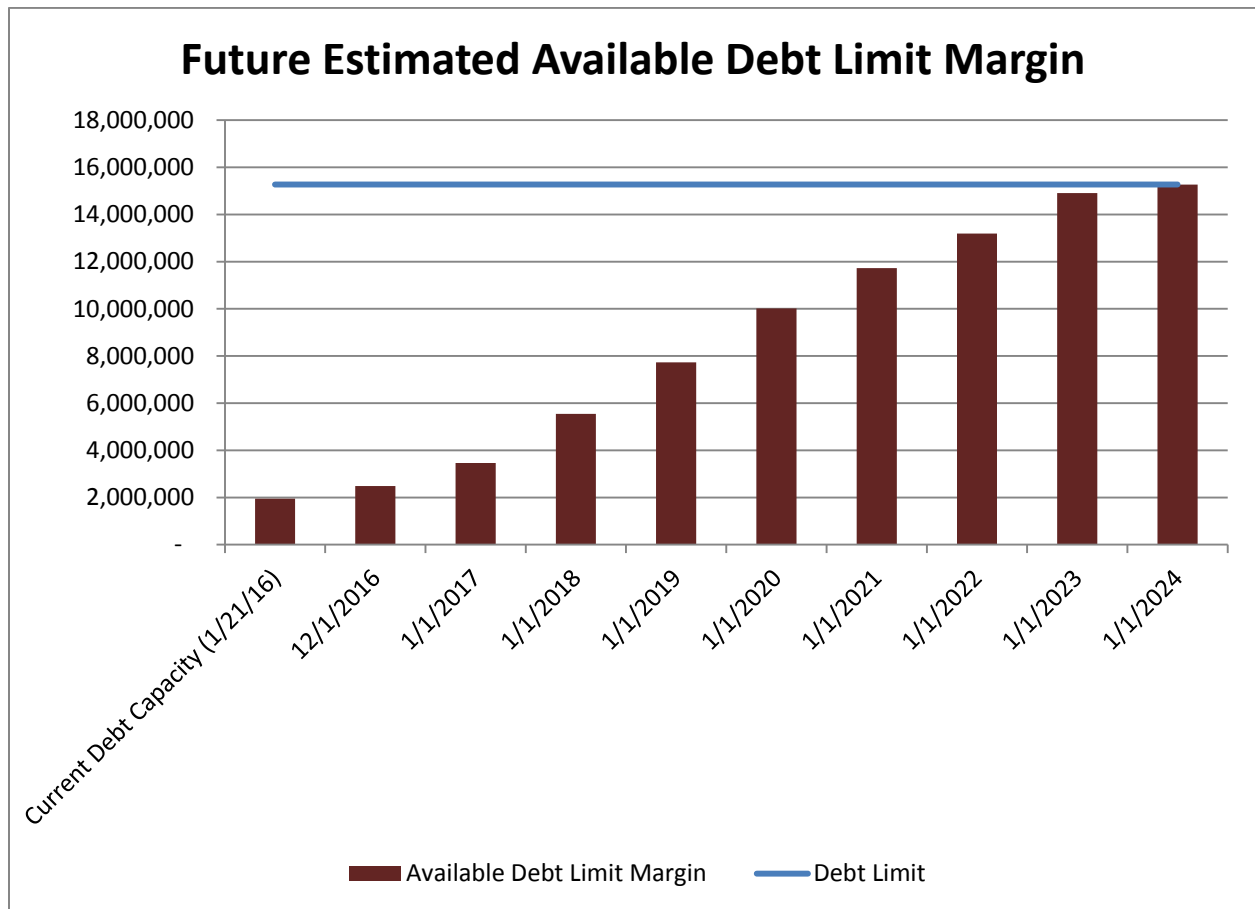
Fiscal Year	2016 Budget	2017 Projected	2018 Projected	2019 Projected
Tax Levy Year	2014	2015	2016	2017
School Year	2015-16	2016-17	2017-18	2018-19
EAV	\$68,983,791	\$68,983,791	\$68,983,791	\$68,983,791
Revenue				
Ed Fund	\$36,815,918	\$36,510,720	\$36,393,482	\$36,393,482
Op & Main Fund	\$2,585,490	\$2,585,490	\$2,585,490	\$2,585,490
Trans Fund	\$3,111,341	\$2,711,347	\$2,711,347	\$2,711,347
Work Cash Fund	\$35,216	\$35,216	\$35,216	\$35,216
Total Revenue	\$42,547,965	\$41,842,772	\$41,725,535	\$41,725,535
Expenditures				
Ed Fund	\$36,375,250	\$36,425,500	\$36,372,500	\$36,372,500
Op & Main Fund	\$2,525,816	\$2,551,156	\$2,577,003	\$2,577,003
Trans Fund	\$2,601,523	\$2,636,559	\$2,672,176	\$2,696,729
Work Cash Fund				
Total Expend	\$41,502,589	\$41,613,215	\$41,621,680	\$41,646,232
Results of Operation				
Ed Fund	\$440,668	\$85,220	\$20,982	\$20,982
Op & Main Fund	\$59,674	\$34,334	\$8,487	\$8,487
Trans Fund	\$509,818	\$74,788	\$39,170	\$14,618
Work Cash Fund	\$35,216	\$35,216	\$35,216	\$35,216
Total Results of Operation	\$1,045,376	\$229,557	\$103,855	\$79,303
Fund Balance				
Ed Fund	\$5,382,190	\$5,467,410	\$5,488,392	\$5,509,374
Op & Main Fund	\$325,033	\$359,367	\$367,853	\$376,340
Trans Fund	\$375,548	\$450,336	\$489,506	\$504,125
Work Cash Fund	\$4,047,397	\$4,082,613	\$4,117,829	\$4,153,045
Total Fund Balance	\$10,130,168	\$10,359,726	\$10,463,581	\$10,542,884
Financial Profile Designation/Score	Est. 3.15/Review	Est. 3.15/Review	Est. 3.25/Review	Est. 3.60/Recognition



Available Debt and Liabilities

The district has approximately 12.9% Long-Term Debt capacity remaining. We have most of the Long-Term Debt in Health/Life Safety Bonds, with the remaining in QZAB, working cash bond and re-funding bonds. The district is listed on the 2004 School Construction list for a new high school with the expectation that the local match will be approximately 25%.

A rough estimate of Health/Life Safety concerns at the Cahokia High School is about \$25 million. The district doesn't have enough bonding power to accomplish these improvements without a School Construction grant. However, if chosen as a recipient of a School Construction grant, in the future the district will have enough bonding power to bond for their 25% match and would need to do so to create a safe learning environment for children.



St. Clair 187 Principal Amortization and Debt Limit Margin

Payment Date	Principal Due	Total Remaining Principal Outstanding	EAV	Debt Limit	Available Debt Limit Margin
Current Debt Capacity (1/21/16)		13,322,214	110,652,359	15,270,026	1,947,812
12/1/2016	539,741	12,782,472	110,652,360	15,270,026	2,487,554
1/1/2017	975,000	11,807,472	110,652,361	15,270,026	3,462,554
1/1/2018	2,085,000	9,722,472	110,652,362	15,270,026	5,547,554
1/1/2019	2,185,000	7,537,472	110,652,363	15,270,026	7,732,554
1/1/2020	2,285,000	5,252,472	110,652,364	15,270,026	10,017,554
1/1/2021	1,711,728	3,540,744	110,652,365	15,270,026	11,729,282
1/1/2022	1,464,886	2,075,858	110,652,366	15,270,027	13,194,168
1/1/2023	1,711,001	364,857	110,652,367	15,270,027	14,905,170
1/1/2024	364,857	-	110,652,368	15,270,027	15,270,027

APPENDICES

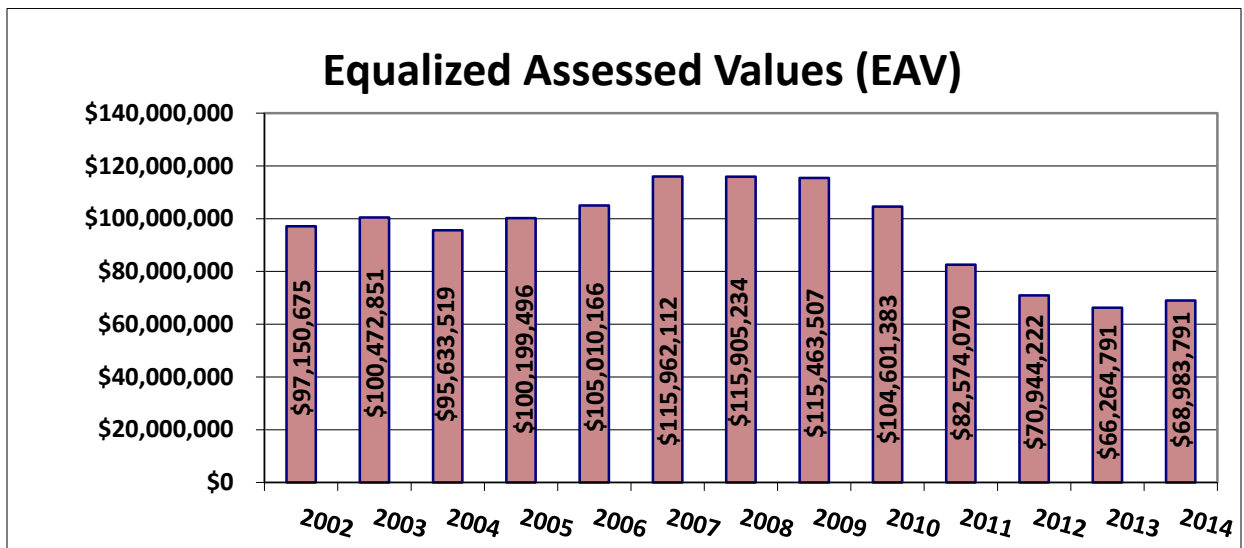
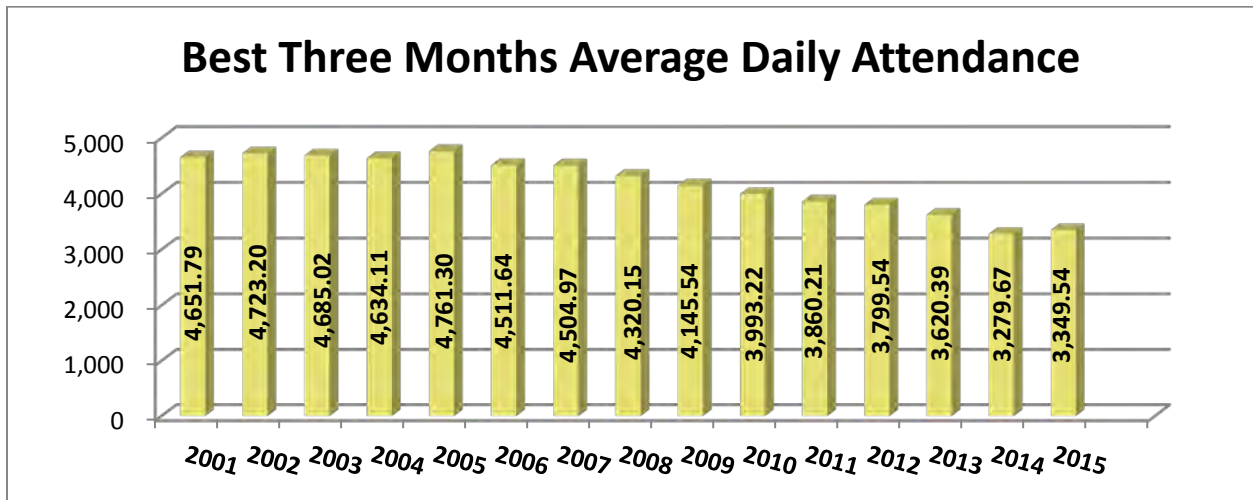
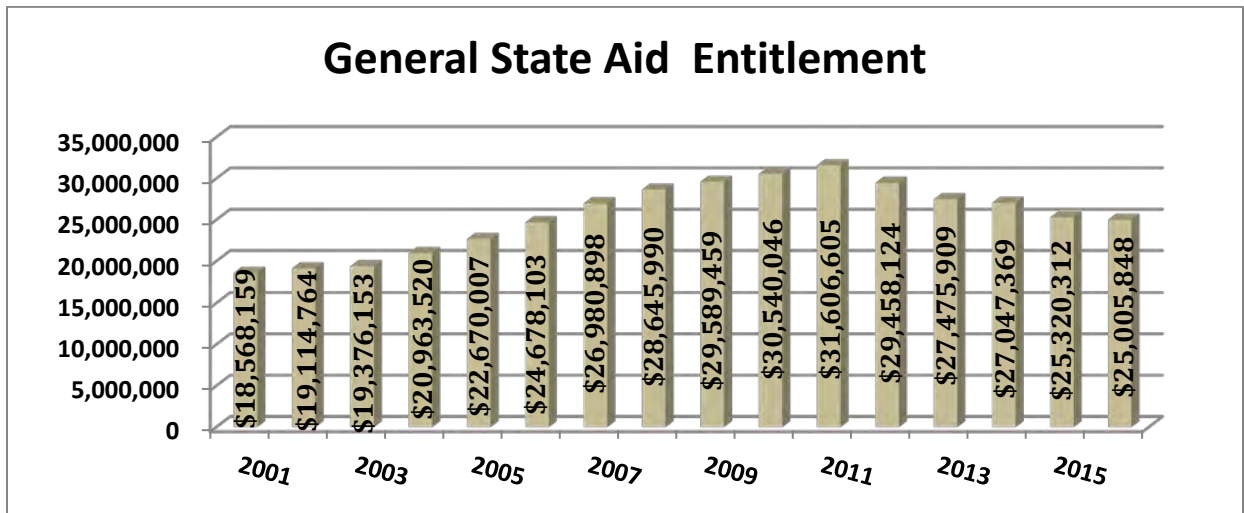
Appendix 1 - Tax Extensions – As reported on the Tax Table in the Annual Financial Reports (Amount is in the thousands)

Levy Year	2010		2011		2012		2013		2014	
Taxable EAV	\$104,601,383		\$82,574,070		\$70,944,222		\$66,264,791		\$68,983,791	
Fund	Rate	\$ Amt	Rate	\$ Amt	Rate	\$ Amt	Rate	\$ Amt	Rate	\$ Amt
Education	\$2.58	\$2.699	\$2.58	\$2.130	\$2.08	\$1.476	\$2.23	\$1.476	\$2.58	\$1.780
Operation & Maintenance	\$0.37	\$0.392	\$0.38	\$0.310	\$0.38	\$0.266	\$0.38	\$0.248	\$0.37	\$0.259
Debt	\$2.23	\$2.335	\$2.87	\$2.372	\$3.70	\$2.628	\$3.82	\$2.531	\$3.67	\$2.532
Trans	\$0.20	\$0.209	\$0.20	\$0.165	\$0.20	\$0.142	\$0.20	\$0.133	\$0.20	\$0.138
IMRF	\$1.23	\$1.286	\$1.42	\$1.175	\$0.92	\$0.655	\$0.91	\$0.603	\$0.91	\$0.630
Capital Improvement	\$0.00	\$0	\$0.00	\$0	\$0.00	\$0	\$0.00	\$0	\$0.00	\$0
Working Cash	\$0.05	\$0.052	\$0.05	\$0.041	\$0.05	\$0.035	\$0.05	\$0.033	\$0.05	\$0.034
Tort	\$1.57	\$1.639	\$2.44	\$2.017	\$3.10	\$2.200	\$2.96	\$1.958	\$2.73	\$1.881
Fire Prevention & Safety	\$0.05	\$0.052	\$0.05	\$0.041	\$0.05	\$0.035	\$0.05	\$0.033	\$0.05	\$0.034
Leasing	\$0.05	\$0.052	\$0.05	\$0.041	\$0.05	\$0.035	\$0.05	\$0.033	\$0.05	\$0.034
Special Education	\$0.04	\$0.042	\$0.04	\$0.033	\$0.04	\$0.028	\$0.04	\$0.027	\$0.04	\$0.028
Social Security/Medicare	\$0.70	\$0.731	\$0.97	\$0.798	\$0.47	\$0.331	\$0.37	\$0.243	\$0.39	\$0.267
Total Tax Rate	\$9.07		\$11.05		\$11.04		\$11.04		\$11.04	
Total Tax Levy		\$9.491		\$9.124		\$7.832		\$7.318		\$7.618

Projected Tax Extensions

Levy Year	Projected 2015		Projected 2016		Projected 2017		Projected 2018		Projected 2019	
Taxable EAV	\$68,983,791		\$68,983,791		\$68,983,791		\$68,983,791		\$68,983,791	
Fund	Rate	\$ Amt	Rate	\$ Amt	Rate	\$ Amt	Rate	\$ Amt	Rate	\$ Amt
Education	\$2.58	\$1.780	\$2.58	\$1.780	\$2.08	\$1.476	\$2.23	\$1.476	\$2.58	\$1.780
Operation & Maintenance	\$0.38	\$0.259	\$0.38	\$0.259	\$0.38	\$0.266	\$0.38	\$0.248	\$0.37	\$0.259
Debt	\$3.67	\$2.532	\$3.67	\$2.532	\$3.67	\$2.532	\$3.67	\$2.532	\$3.67	\$2.532
Trans	\$0.20	\$0.138	\$0.20	\$0.138	\$0.20	\$0.138	\$0.20	\$0.138	\$0.20	\$0.138
IMRF	\$1.15	\$0.793	\$1.15	\$0.793	\$1.15	\$0.793	\$1.15	\$0.793	\$1.15	\$0.793
Capital Improvement	\$0.00	\$0	\$0.00	\$0	\$0.00	\$0	\$0.00	\$0	\$0.00	\$0
Working Cash	\$0.05	\$0.034	\$0.05	\$0.034	\$0.05	\$0.034	\$0.05	\$0.034	\$0.05	\$0.034
Tort	\$4.00	\$2.759	\$4.00	\$2.759	\$4.00	\$2.759	\$4.00	\$2.759	\$4.00	\$2.759
Fire Prevention & Safety	\$0.05	\$0.034	\$0.05	\$0.034	\$0.05	\$0.034	\$0.05	\$0.034	\$0.05	\$0.034
Leasing	\$0.06	\$0.038	\$0.06	\$0.038	\$0.06	\$0.038	\$0.06	\$0.038	\$0.06	\$0.038
Special Education	\$0.04	\$0.028	\$0.04	\$0.028	\$0.04	\$0.028	\$0.04	\$0.028	\$0.04	\$0.028
Social Security/Medicare	\$0.75	\$0.517	\$0.75	\$0.517	\$0.75	\$0.517	\$0.75	\$0.517	\$0.75	\$0.517
Other	\$0.31	\$0.211	\$0.31	\$0.211	\$0.31	\$0.211	\$0.31	\$0.211	\$0.31	\$0.211
Total Tax Rate	\$13.23		\$13.23		\$13.23		\$13.23		\$13.23	
Total Tax Levy		\$9.124		\$9.124		\$9.124		\$9.124		\$9.124

Appendix 2 – Summary of General State Aid Data





January 21, 2016



1700 Jerome Lane
Cahokia, Illinois 62206
(618) 332-3700
www.cusd187.org

Illinois State Board of Education
Attn: Chairman James T. Meeks
100 N. 1st Street
Springfield, IL 62777

Dear Chairman Meeks and State Board Members:

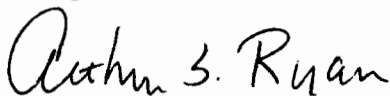
Please accept this document as an updated long-range financial outlook for Cahokia Unit School District 187. The purpose of this report is to share with the board members Cahokia's success in maintaining a balanced budget and to request the Board's consideration of Cahokia's request to be removed from the State Board of Education website as a school district certified in financial difficulty.

Cahokia has been listed as a district in financial difficulty for over a decade. However, through hard work and sacrifice, our district has maintained a balanced budget for four of the last five years and the last three years in a row. Cahokia has been able to balance our budget in spite of pro-rated general state aid funds and a drastic drop in local EAV.

In 2012, our district's estimated financial profile summary was 2.35 with a designation of financial watch. Since then our district's financial profile summary has increased to 3.15 which changes our designation to review status. Based on this financial improvement, Cahokia Unit School District 187 is respectfully requesting to be removed from financial watch and the designation of district in financial distress on the state board website.

We thank you in advance for your consideration in this matter.

Respectfully Submitted,



Arthur S. Ryan
Superintendent, Cahokia Unit School District 187



Arthur S. Ryan
Superintendent

Arnett Harvey
Chief Financial Officer

Debra Tippett
Assistant
Superintendent of
Instruction

Tanya Mitchell
Director of
Curriculum &
Instruction

**Stephanie Scurlark-
Belt**
Director of
Non-Certified
Personnel

Victoria Breckel
Director of
Special Education

Dennis Vandever
Director of
Plant Operations

Vanessa Peterson
Secretary to the
Superintendent/CUSD 187
Board of Education

ILLINOIS STATE BOARD OF EDUCATION MEETING
March 16, 2016

TO: Illinois State Board of Education

FROM: Tony Smith, Ph.D., State Superintendent of Education *AMS*
Robert Wolfe, Chief Financial Officer *RW*

Agenda Topic: Review of Annual Financial Profile

Materials: 2016 Financial Profile Report
Appendix A-F

Staff Contact(s): Deb Vespa, Division Administrator, School Business Services

Purpose of Agenda Item

To provide the Board information regarding the financial condition of Illinois' public school districts based upon the 2016 School District Financial Profile designations from fiscal year 2015 data and to have the Board review and approve the Financial Watch List.

Relationship to/Implications for the State Board's Strategic Plan

The Financial Profile supports all three strategic goals as it assesses the financial position of school districts. Districts in sound financial standing are better able to meet the needs of their students.

Goal 1: Every child in each public school system in the state of Illinois deserves to attend a system wherein . . .

1. All Kindergarteners are assessed for readiness.
2. Ninety percent or more 3rd grade students are reading at or above grade level.
3. Ninety percent or more 5th grade students meet or exceed expectations in mathematics.
4. Ninety percent or more students are on track to graduate with their cohort at the end of 9th grade.
5. Ninety percent or more students graduate from high school ready for college and career.

Goal 2: Every student will be supported by highly prepared and effective teachers and school leaders.

Goal 3: Every school will offer a safe and healthy learning environment for all students.

Expected Outcome(s) of Agenda Item

The expected outcome is for the Board to approve the 2016 School District Financial Profile designation scores and financial watch list.

Background Information

Section 1A-8 of the School Code states, “To promote the financial integrity of school districts, the State Board of Education shall be provided the necessary powers to promote sound financial management and continue operation of the public schools.” The Financial Profile assists State Board staff, district administrators, and school boards in promoting sound financial management. The School District Financial Profile is created following an analysis of key fiscal indicators and provides a score and designation for each district. The designation categories are (Table 1):

Table 1	Designation	Score
	Financial Recognition (highest category of financial strength)	4.00 – 3.54
	Financial Review	3.53 – 3.08
	Financial Warning	3.07 – 2.62
	Financial Watch	2.61 – 1.00

There are five indicators that determine the overall score for a school district:

Fund Balance to Revenue Ratio – This indicator reflects the overall financial strength based upon the percentage of reserves a district has compared to its annual revenues. A 25% or higher reserve will garner a score of 4.00.

Expenditure to Revenue Ratio – This indicator identifies how much is expended for each dollar received. A district spending \$1.00 or less for every dollar of revenue they are receiving will garner a score of 4.00.

Days Cash on Hand – This indicator provides a projected estimate of the number of days a district could meet operating expenditures provided no additional revenues were received. A district that has at least 180 days of cash on hand will garner a score of 4.00.

Percent of Short-Term Borrowing Ability Remaining – This indicator measures the percentage of debt margin that is available to a district. A district with 75% or more of the debt margin being available for Short-Term Borrowing will garner a score of 4.00.

Percent of Long-Term Borrowing Ability Remaining – This indicator measures the percentage of debt margin that is available to a district. A district with 75% or more of the debt margin being available for Long-Term Borrowing will garner a score of 4.00.

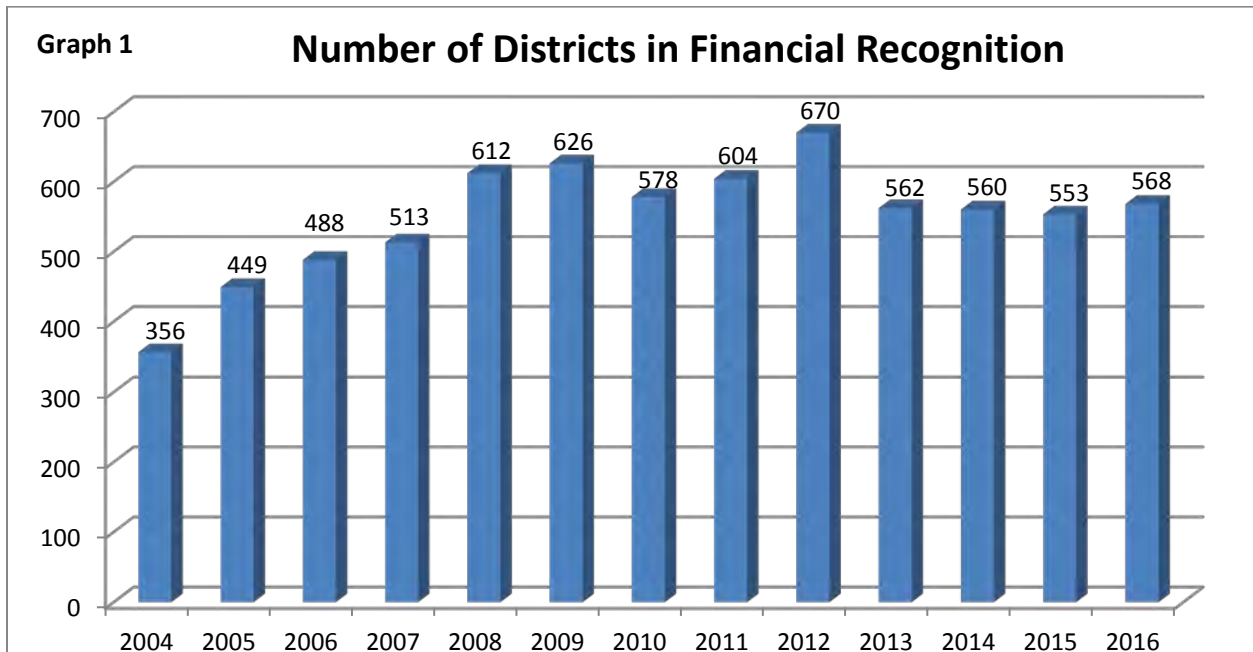
Financial Profile History

This is the thirteenth year that the Financial Profile has been used to evaluate districts.

- Beginning with the 2004 Financial Profile through the 2009 Financial Profile, the number of districts in Financial Recognition status has increased each year before declining in FY 2010
- The highest number of districts in Financial Recognition was realized in FY 2012
- Districts received American Recovery and Reinvestment Act funds (ARRA) in FY 2009 through FY 2014. The most funding was in program years 2009 and 2010, \$1.032 billion and \$1.279 billion, respectively
- Even with financial difficulties, decreasing EAVs, prorated state funding and delayed payments, the number of districts realizing Financial Recognition for 2013 through 2015 has been fairly consistent with a slight decrease each year.

The 2016 Financial Profile reflects an increase in the number of districts that are designated as Financial Recognition.

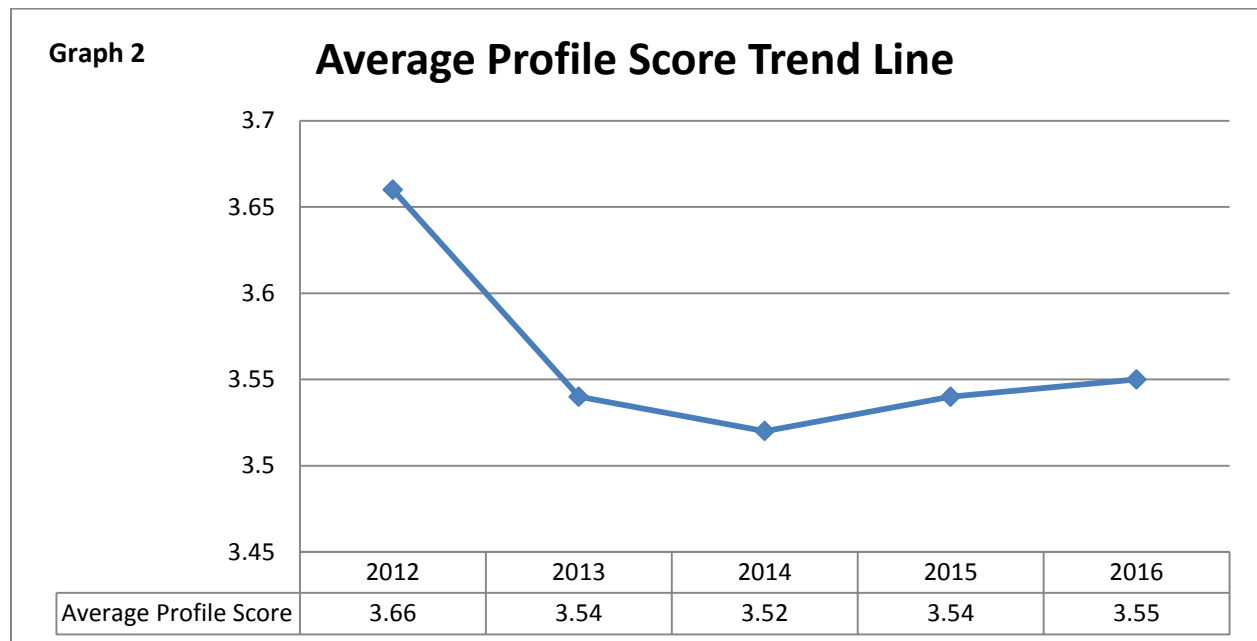
See Graph 1 for the number of districts in Financial Recognition for the Financial Profile years 2004 through 2016.



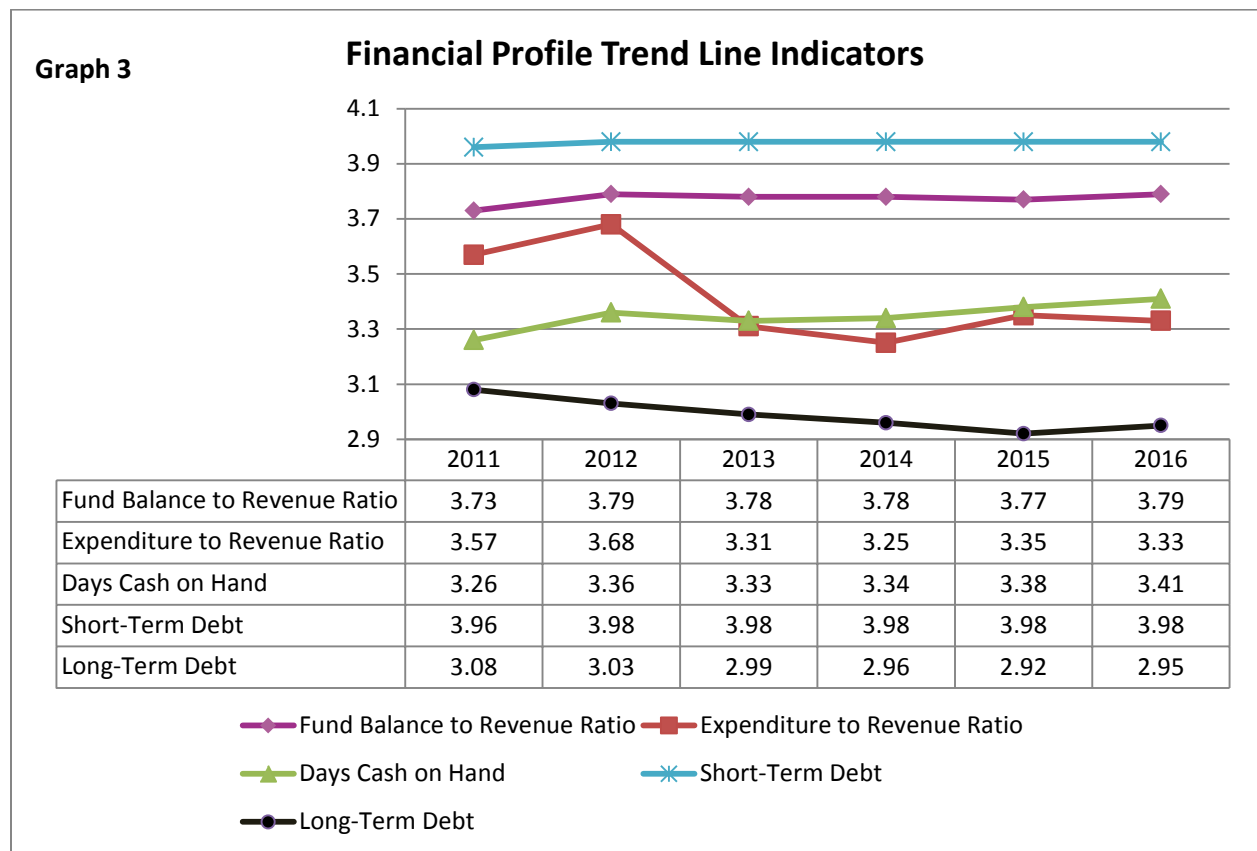
2016 Financial Profile Analysis

For the 2016 Financial Profile, the number of districts designated in Financial Recognition increased by fifteen districts, overall, when compared to 2015. This is despite General State Aid funding being prorated 87.1% compared to 88.7% for the prior year. While General State Aid was prorated at 87.1%, 578 districts received additional funding from the \$97 million Hold Harmless appropriation. The 2016 Financial Profile statewide average score slightly increased to 3.55 from the 2015 average profile score of 3.54. Both years' scores are within the Financial Recognition designation.

Graph 2 reflects the average Financial Profile score for the 2012 through the 2016 Financial Profile.



The trend line in Graph 3 below displaying the various indicators provides insight to the increase in the number of districts in Financial Recognition and overall average Financial Profile score.

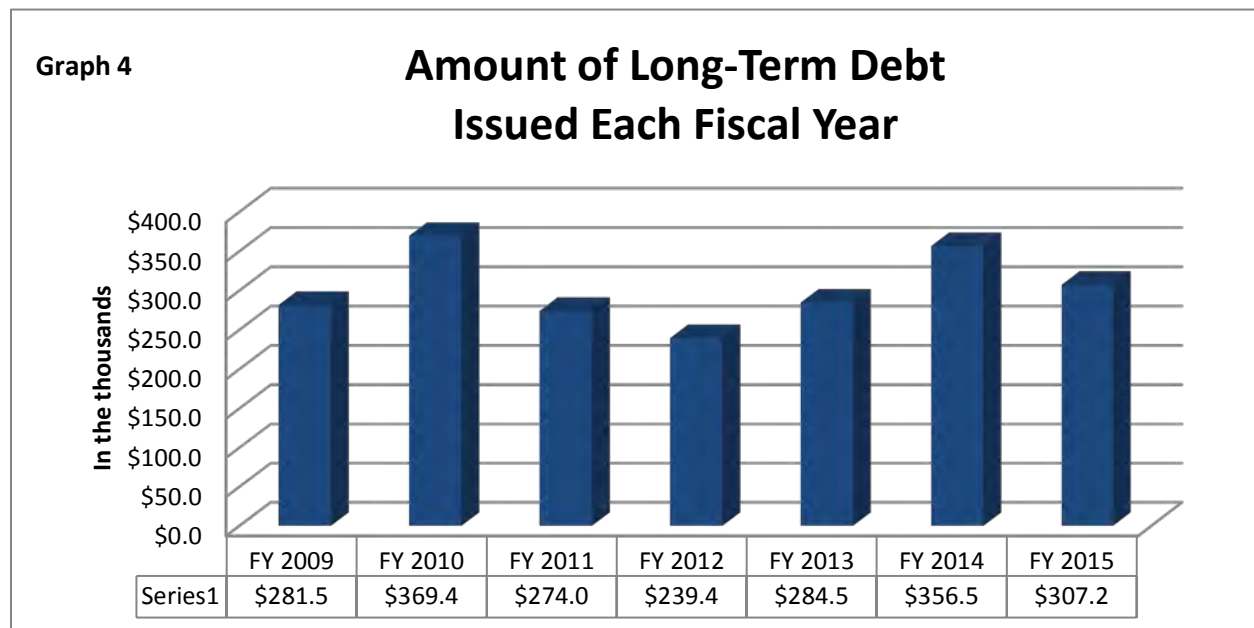


The average Fund Balance to Revenue Ratio score has remained constant over the past years, with a slight increase for the 2016 Financial Profile. This is an indication that districts are continuing to borrow to obtain needed cash flow.

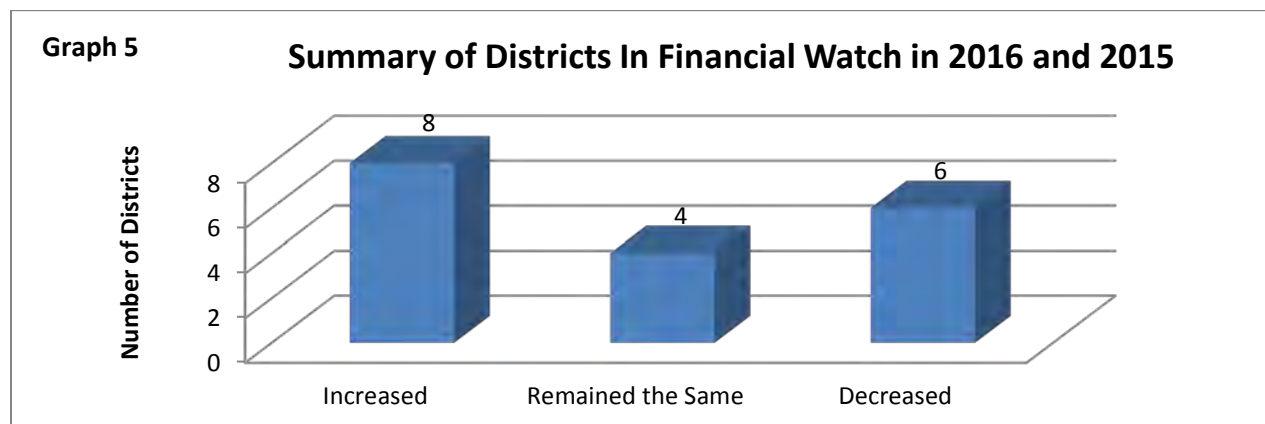
The average Expenditure to Revenue Ratio Indicator trend line decreased from last year's Financial Profile to this year's Profile. This reflects that districts are continuing to break even or are spending more than they are realizing in revenue.

The Long-Term Debt indicator reflects a slight increase, 2.95 for the 2016 Financial Profile compared to 2.92 in for 2015. Statewide Equalized Assessed Valuations (EAV) are increased slightly by 0.2% on a statewide based for Tax Year 2014. An increase in a district's EAV increases the debt capacity. A greater debt capacity results in a better long-term debt capacity score.

In FY 2015, districts issued \$307.2 million in debt in the operating funds. While this is \$49.3 million (13.8%) less than the \$356.5 million new debt that was issued in FY 2014, it reflects that districts continue to borrow for cash flow within the operating funds. (See Graph 4)



Of the 32 districts in Financial Watch, 18 districts were designated as Financial Watch last year as well. Graph 5 below reflects how many of these districts made a slight improvement in their score from last year, maintained their score, or reflected a decrease in their score.



While districts are still realizing difficult economic times, Table 2 below summarizes the overall improvement to the 2016 Financial Profile. While districts move in and out of categories, overall there are fewer districts in the three lowest categories of Financial Review, Financial Early Warning and Financial Watch.

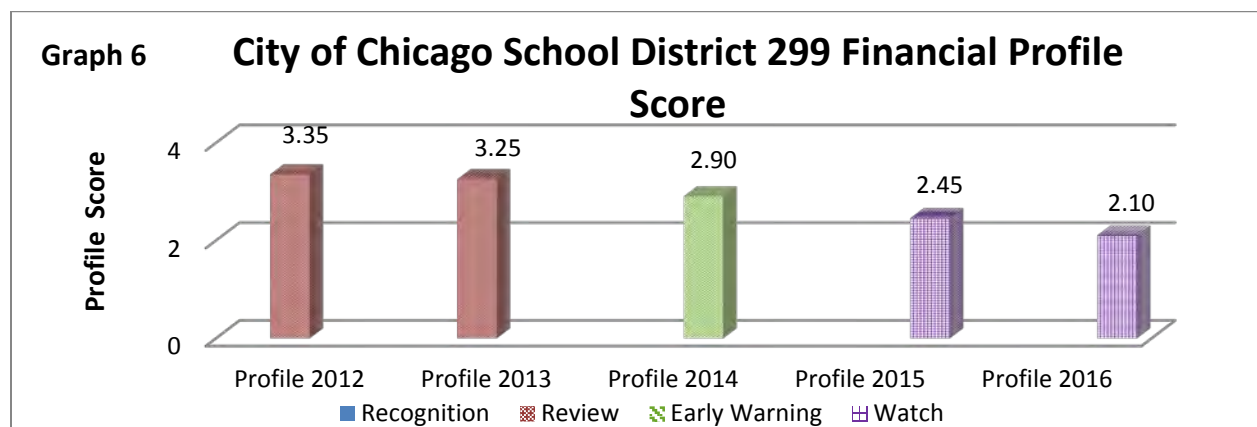
While it is hopeful that the positive trend will continue, the current fiscal year district budgets predict the number of districts deficit spending will increase to 499 or 58.6% of the total districts compared to the FY 2015 Annual Financial Reports (AFR) which reflects 490 or 57.2%. Although this particular data point does indicate a positive trend, what this particular data point does not reflect is the lost opportunities for children in this state as a result reduced state funding for education.

Table 2	FY 15 Financial Profile Based on FY 14 Revised Data		FY 16 Financial Profile Based on FY 15 Revised Data		Variance	
	#	%	#	%	#	%
Financial Recognition	553	64.3%	568	66.3%	15	2.0%
Financial Review	199	23.1%	196	22.9%	(3)	(0.2%)
Financial Early Warning	70	8.1%	61	7.1%	(9)	(1.0%)
Financial Watch	38	4.5%	32	3.7%	(6)	(0.8%)
Total	860	100.0%	857	100.0%	(3)	0.0%
General State Aid Proration	88.7%		87.1%		(1.6%)	

Appendices A through F demonstrate the trends by geographic area for the overall average score as well as the indicators.

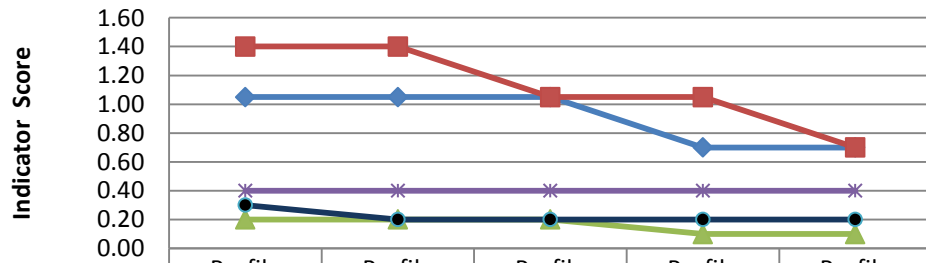
City of Chicago School District 299

The City of Chicago School District's Financial Score continues to decline. For the 2014 Financial Profile, the district realized a Financial Early Warning designation score of 2.90. In 2015, their score decreased to 2.45 moving them to a Final Watch designation. This year they remain in the Financial Watch designation, but their score declined to 2.10. In the twelve year history of the Financial Profile, this is the lowest score the district has received. Below in Graph 6, is an indicator of the district financial designations over the past five years.



The five year trend of the Financial Profile indicators for the City of Chicago School District is:

Graph 7 Chicago School District 299 Financial Profile Score Trend Line Indicators



	Profile 2012	Profile 2013	Profile 2014	Profile 2015	Profile 2016
◆ Fund Balance to Revenue Ratio	1.05	1.05	1.05	0.70	0.70
■ Revenue to Expenditure Ratio	1.40	1.40	1.05	1.05	0.70
▲ Days Cash on Hand	0.20	0.20	0.20	0.10	0.10
✱ Short-Term Debt	0.40	0.40	0.40	0.40	0.40
● Long-Term Debt	0.30	0.20	0.20	0.20	0.20

Table 4 below reflects the actual indicator calculations:

Table 4 Indicators	Profile 2012	Profile 2013	Profile 2014	Profile 2015	Profile 2016
Fund Balance to Revenue Ratio	15.3%	18.1%	18.2%	8.6%	6.8%
Revenue to Expenditure Ratio	\$0.94	\$0.95	\$1.028	\$1.097	\$1.154
Days Cash on Hand	77 Days	90 Days	82 Days	8 Days	18 Days
Short-Term Debt	100%	100%	100%	100%	100%
Long-Term Debt	50.74%	43.15%	29.75%	26.69%	30.01%

Indicators in Table 4 reflect:

- The district's operational fund balance is equal to 6.8% of the revenue received. At the end of FY 2015, the ending operational fund balance for Chicago School District 299 was \$318.9 million compared to revenue received of \$4.6 billion. This decreased by 1.8% from the prior year
- The district continues to deficit spend. For every dollar of revenue they receive, they spend \$1.154. The amount the district is deficit spending increased by \$0.057 over the prior year. The 2015 Annual Financial Report reflects the district deficit spent by \$720.9 million in its operational funds. If the district continues to deficit spend by this amount next fiscal year and they do not realize any additional revenue, they will have a negative ending fund balance of \$402 million (Ending fund balance of \$318.9 million less deficit spending of \$720.9 million)
- On June 30, 2015, the Chicago School District 299 had only 18 days cash on hand in their operational funds. This compares to 8 days last year

- Due to a lesser amount of long-term debt outstanding and a greater maximum amount allowable, the long-term debt indicator improved by 3.32%. The 2015 Annual Financial Report reflects the issuance of bonds for the Debt Service Fund and the Capital Projects Fund. It does not reflect that any bond principal was received for the operational funds
- Their FY 2016 Budget reflects they will be deficit spending by \$69.7 million in their Operational funds. The Budget further reflects the district will realize a negative fund balance in the Debt Fund of \$207 million. If this does occur, the district fund balance for the combination of the Education and Debt Funds will be a negative \$43.8 million. Reviewing the Education Fund and Debt Fund together is necessary for this district since most of the incurred debt is from alternate revenue bonds.

In Summary

School district administrators have been facing difficult economic times and continue to make hard choices. They have chosen to reduce expenditures via reductions in force, to forgo supplies, delay facility repairs/maintenance, purchase buses, and to outsource operations. They have also increased cash balances by issuing debt or restructuring debt payments. Financial performance in the school districts has been impacted by the unavailability of debt, reduced State funding appropriations, delays in receipt of state funding and local revenues, EAV declines in non-tax capped school districts, and a decline in new EAV growth for tax capped school districts. The overall EAVs in the state are increasing 0.2%. While the overall EAV increase is not substantial and some districts are still realizing flat or declining EAVs, it is hopeful that the EAV growth will continue. While, the 2016 Financial Profile reflects a slight improvement in the overall 2016 Financial Profile scores, this year's district budgets project more districts will be deficit spending.

- The direction of school districts' Financial Profile scores reveals an upward movement. There are more districts in Financial Recognition, 568 this year compared to 553 in 2015. There are also fewer districts in the lowest three categories of Financial Watch, Financial Early Warning and Financial Review
- EAVs are revealing a slight upward trend which will assist districts with their tax levies and ability to issue debt
- Districts continue to make difficult decisions for decreasing expenditures and continue to issue long-term debt to sustain day-to-day operations

Analysis and Implications for Policy, Budget, Legislative Action and Communications

Policy Implications: With the Board's approval of the Financial Profile, they are also approving the districts categorized within the Financial Watch List. These districts will be designated as the districts ISBE will monitor more closely for the next year.

Budget Implications: The Financial Profile supports the need for State funding. The data also supports that districts have continued to decrease their expenditures and incur debt to sustain operation.

Legislative Action: No legislative action is required at this time.

Communication: Each district's Financial Profile designation will be posted on the ISBE website.

Pros and Cons of Various Actions

Pro: By approving the Financial Watch List as designated by the Financial Profile, ISBE staff can begin to utilize the Financial Profile tool along with other reviews of a district's finances to assess the district's financial status.

Con: The Financial Profile is a snap shot in time and reflective of the district's financial condition on June 30 of a specific fiscal year. To assess a district's true financial condition, the Financial Profile must be reviewed along with other financial data to assess the district's financial status.

Superintendent's Recommendation

I recommend that the following motion be adopted:

The Illinois State Board of Education hereby approves the financial designations of school districts as set forth in the Fiscal Year 2016 Financial Profile Scores. These designations have been calculated using the revised methodology with data from the districts' Fiscal Year 2015 Annual Financial Reports and, furthermore, recognize that the districts designated on the Financial Watch List are those so identified from the Fiscal Year 2016 Financial Profile calculations.

Next Steps

ISBE staff will continue to review and monitor school districts on the Financial Watch List and to recommend potential certification of districts to the Board.

ILLINOIS STATE BOARD OF EDUCATION

Fiscal Year 2016 School District Financial Profile Scores, based upon Fiscal Year 2015 Annual Financial Reports



James T. Meeks
Chairman

Tony Smith, Ph.D.
State Superintendent of Education

Illinois State Board of Education
Fiscal Year 2016 School District Financial Profile Scores
Based on Fiscal Year 2015 Annual Financial Reports

Enclosed is the Fiscal Year 2016 School District Financial Profile Scores based on the Fiscal Year 2015 Annual Financial Reports. Financial profile calculations for school districts are determined using five key indicators:

- Fund Balance to Revenue Ratio
- Expenditure to Revenue Ratio
- Days Cash on Hand
- Percentage of Remaining Short-Term Borrowing Ability
- Percentage of Remaining Long-Term Borrowing Ability

A detailed explanation of these indicators and the Financial Profile calculation formulae are shown in Appendix A to the report. They are also available on the ISBE website at <http://www.isbe.net/sfms/afr/profile.pdf>

Background Information

Section 1A-8 of the School Code states, “To promote the financial integrity of school districts, the State Board of Education shall be provided the necessary powers to promote sound financial management and continue operation of the public schools.”

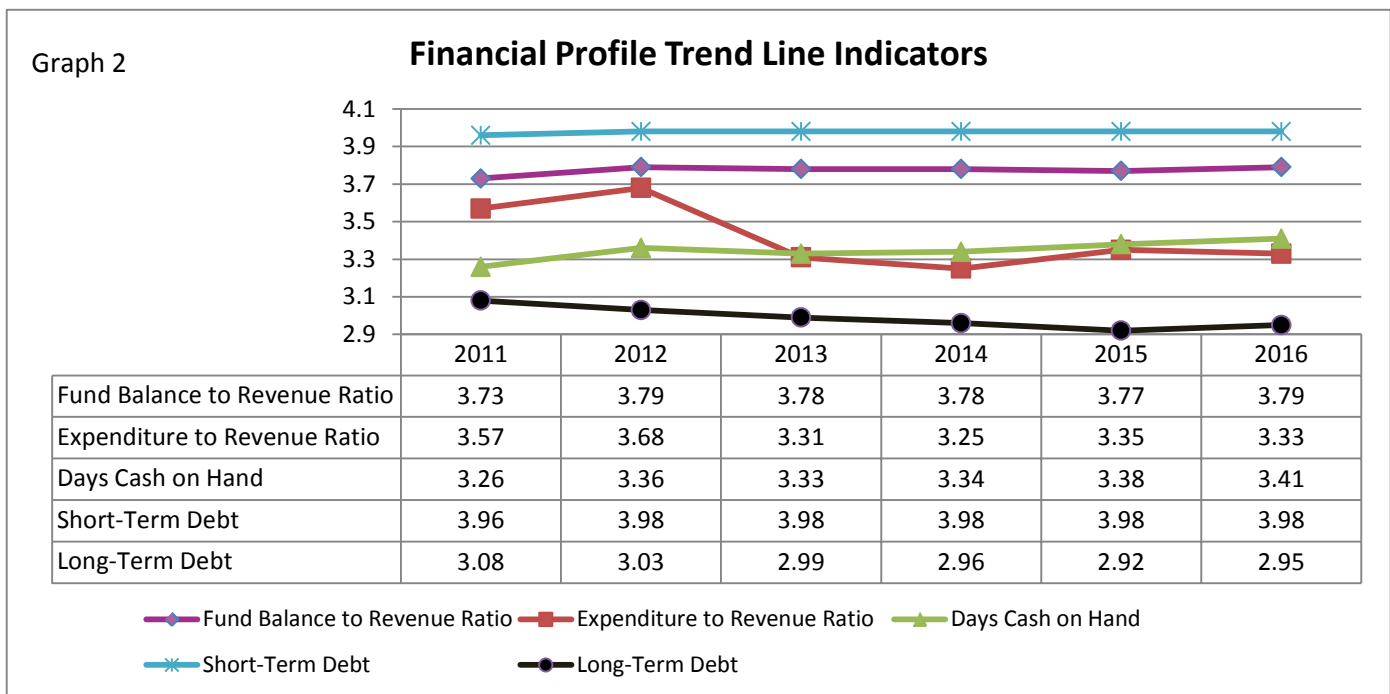
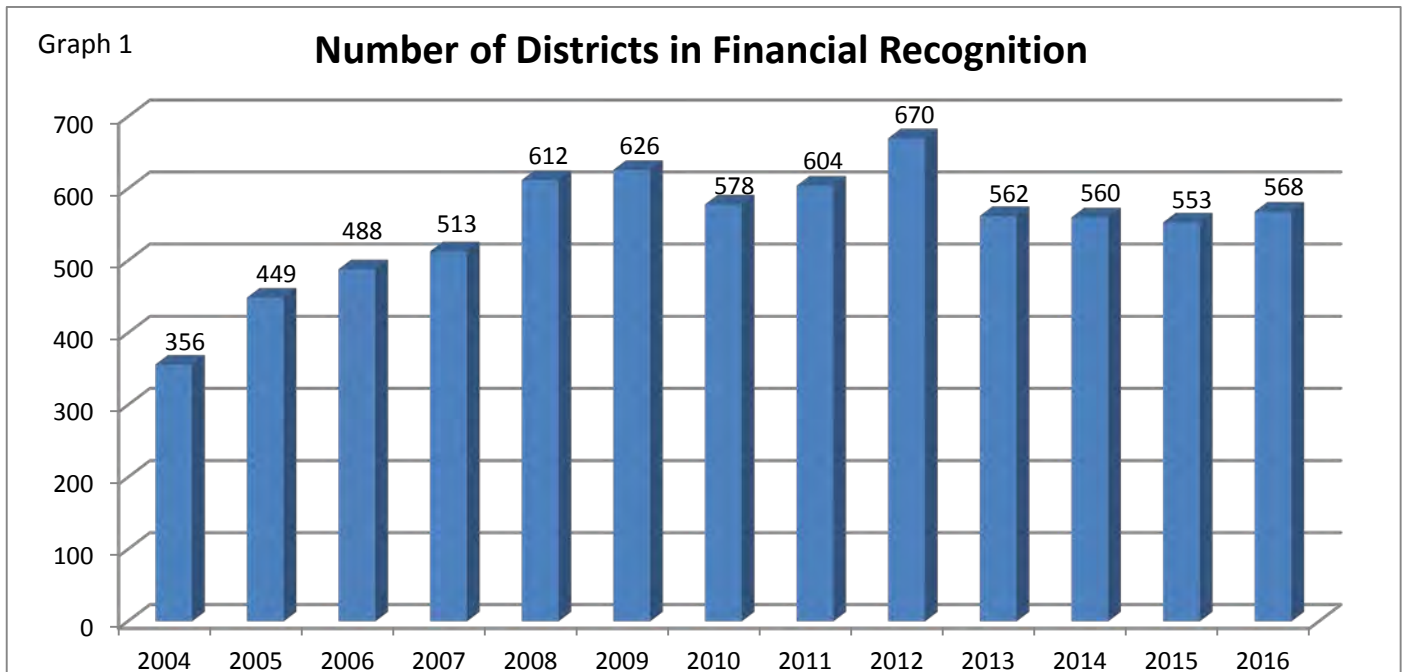
The School District Financial Profile was designed to better illustrate information on school district finances and to establish financial designation lists for all districts. The designation categories in descending order are:

- Financial Recognition (the highest category designation)
- Financial Review
- Financial Early Warning
- Financial Watch

This is the thirteenth year that the Financial Profile has been used to evaluate districts.

- From FY 2009 through FY 2014, districts received funding from the American Recovery and Reinvestment Act (ARRA). The most funding was in program years 2009 and 2010, \$1.032 billion and \$1.279 billion, respectively.
- Financial Recognition is the highest Financial Profile designation offered to districts.
 - Beginning with the 2004 Financial Profile through the 2009 Financial Profile, the number of districts in Financial Recognition status increased each year before declining in FY 2010
 - The highest number of districts in Financial Recognition was realized in FY 2012
 - Even with the financial difficulties, decreasing EAVs, prorated state funding and delayed payments, the number of districts realizing Financial Recognition for 2013 through 2015 has been fairly consistent with a slight decrease each year.
 - The 2016 Financial Profile reflects an increase in number of districts that are designated as Financial Recognition.

See Graph 1 for the number of districts in Financial Recognition for the Financial Profile years 2004 through 2016

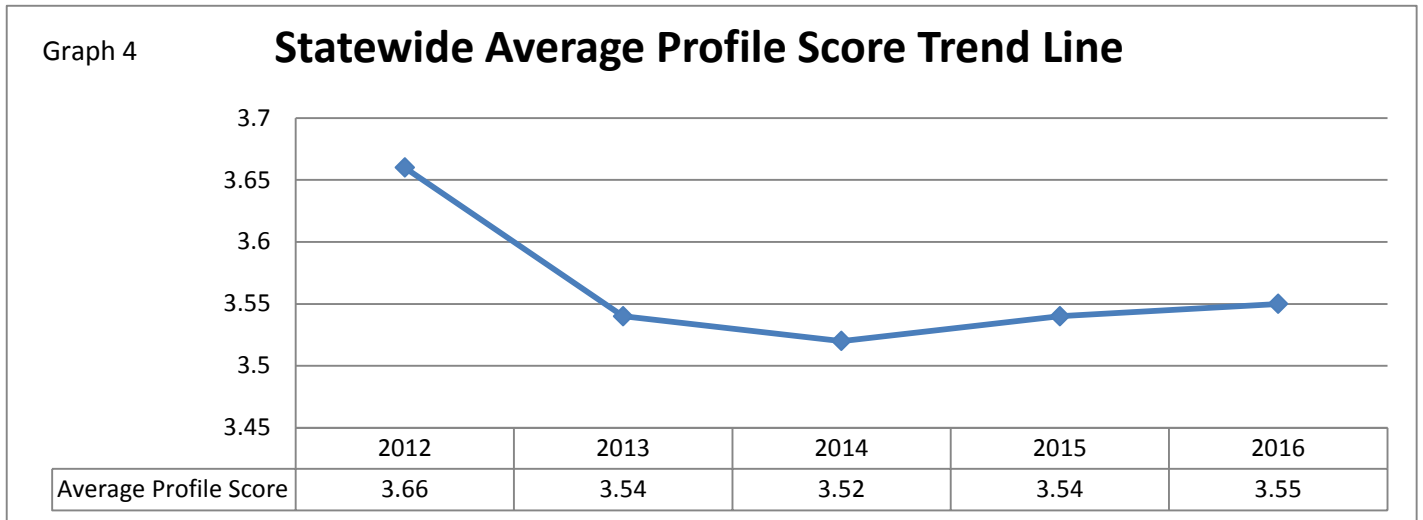
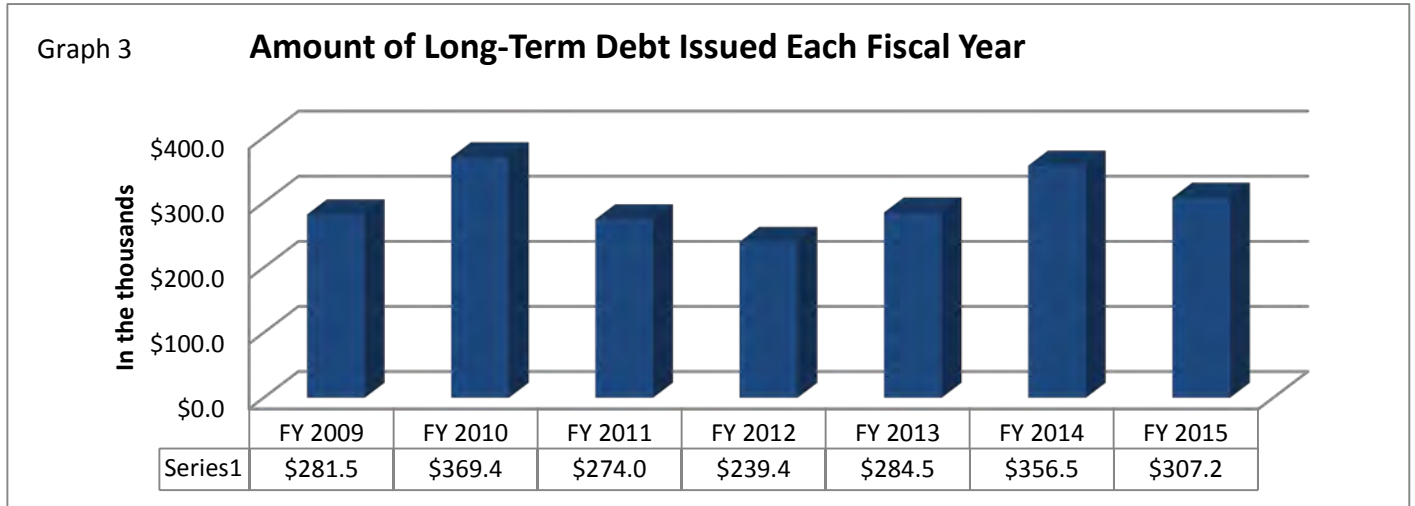


In Graph 2 above, the average Fund Balance to Revenue Ratio score has remained constant over the past years, with a slight increase for the 2016 Financial Profile. This is an indication that districts are continuing to borrowing to obtain needed cash flow.

The average Expenditure to Revenue Ratio indicator trend line decreased from last year's Financial Profile to this year's Profile. This reflects that the districts are continuing to break even or are spending more than they are realizing in revenue.

The Long-Term Debt indicator reflects a slight increase, 2.95 for the 2016 Financial Profile compared to 2.92 in for 2015. Statewide Equalized Assessed Valuations (EAV) have increased slightly by 0.2% on a statewide basis for Tax Year 2014. An increase in a district's EAV, increases the debt capacity. A greater debt capacity results in a better long-term debt capacity score.

In FY 2015, districts issued \$307.2 million in debt in the operating funds. While this is \$49.3 million (13.8%) less than the \$356.5 million new debt that was issued in prior FY 2014, it reflects that districts continue to borrow for cash flow within the operating funds. (See Graph 3)



Graph 4 reflects the statewide average Financial Profile score for the 2012 Financial Profile through the 2016 Financial Profile. The average for all districts from 2012-2016 are designated as Financial Recognition except 2014 which decreased to Financial Review.

School finance is a complicated topic. Given this complexity and the financial and accounting differences among the 857 Illinois school districts, there will likely always be issues with how school district finances are characterized. The issues most often identified include:

- Weighting a deficit more than short-term or long-term borrowing (incentive to borrow without really improving the financial condition)
- Timing of revenues (e.g. early receipt of local taxes or late state payments)

As the Financial Profile is a “snap shot” in time of a district’s finances, the data alone cannot give a holistic view of the districts’ financial picture.

Payment Delays

Many school districts have inquired about their rankings in the Financial Profile due to delays in the receipt of the mandated categorical payments. Although the State Board vouchered these payments, the Comptroller made one payment after June 30th. For districts on the cash basis of accounting, these payments were not recognized until the next fiscal year, 2015.

Beginning with the 2009 Financial Profile, Section 1A-8 of the School Code [105 ILCS 1A-8] mandates that the Financial Profile calculations shall incorporate delayed State Payments for General State Aid and Mandated Categorical. Because this year’s Financial Profile incorporated the payment that was delayed, this year’s Financial Profile is adjusted for that payment and reflects only the normal four mandated categorical payments. For cash basis school districts, this resulted in adjustments to the Revenue to Fund Balance Ratio, Expenditure to Revenue Ratio, and Days Cash on Hand indicators. The adjustment for accrual basis districts depended upon the amount of delayed payments that were recognized in the AFR and received an adjustment for Days Cash on Hand indicator since earned but not yet received.

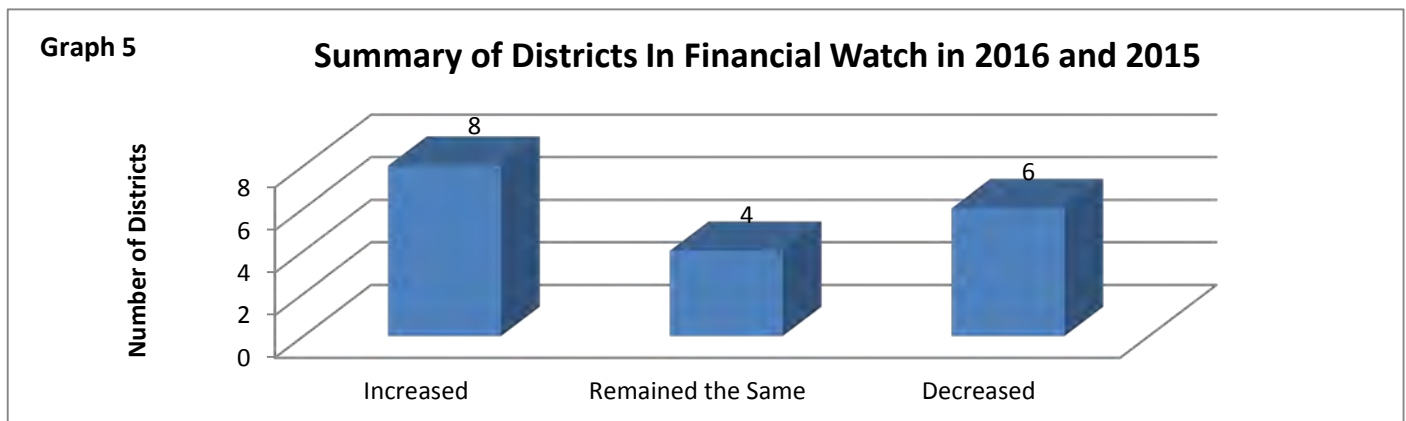
Summary of Watch List Districts

Of the 38 districts that were on the Watch List last year (the lowest designation available):

- Eight improved to Review
- Twelve improved to Early Warning
- Eighteen remained as Watch

For the twenty districts that made improvements, all made expenditures reductions and/or issued long-term Working Cash Fund bonds. (ISBE has five geographically located field staff that work with districts facing financial difficulties).

Of the 32 districts in Financial Watch, 18 districts were designated as Financial Watch last year as well. Graph 5 below reflects how many of these districts made a slight improvement in their score from last year, maintained their score, or reflected a decrease in their score.

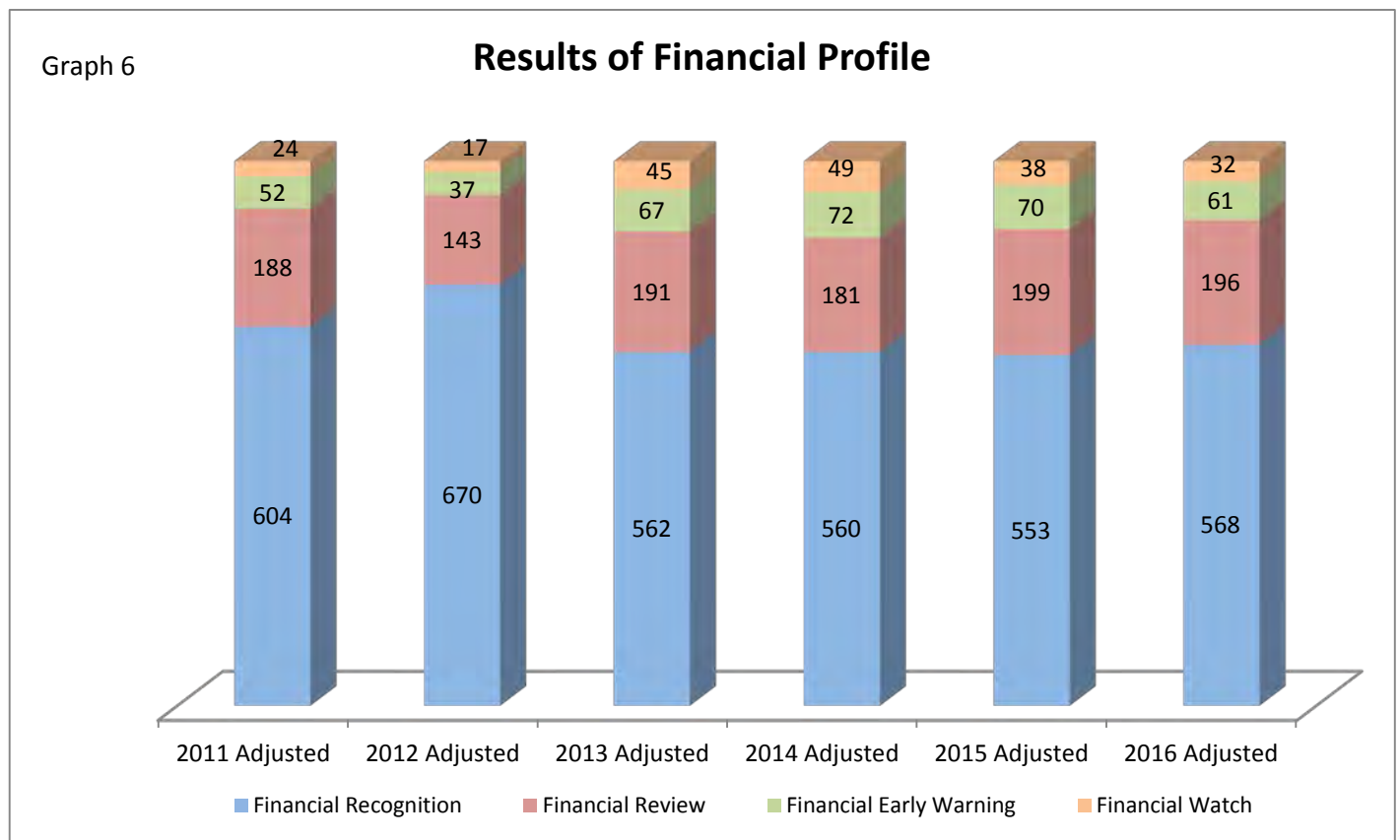


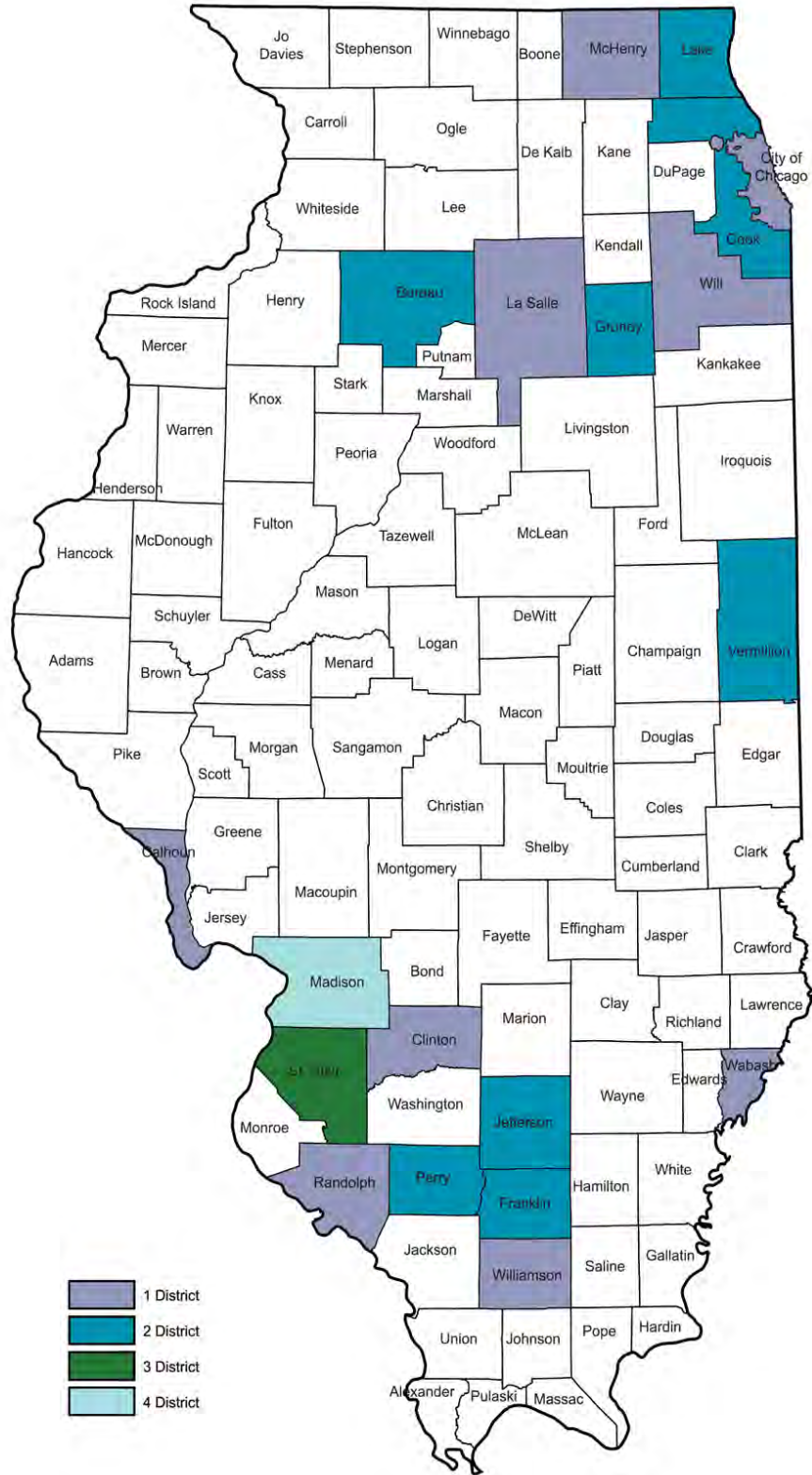
There are fourteen new districts that were added to the Watch category this year:

- Six decreased from Review
- Eight decreased from Early Warning

Results of the Financial Profile (Table 1 and Graph 6)

Table 1	FY11 Financial Profile Based on FY10 Data Adjusted	FY12 Financial Profile Based on FY11 Data Adjusted	FY13 Financial Profile Based on FY12 Data Adjusted	FY14 Financial Profile Based on FY13 Data Adjusted	FY15 Financial Profile Based on FY14 Data Adjusted	FY16 Financial Profile Based on FY15 Data Adjusted
Financial Recognition	604	670	562	560	553	568
Financial Review	188	143	191	181	199	196
Financial Early Warning	52	37	67	72	70	61
Financial Watch	24	17	45	49	38	32
Total	868	867	865	862	860	857





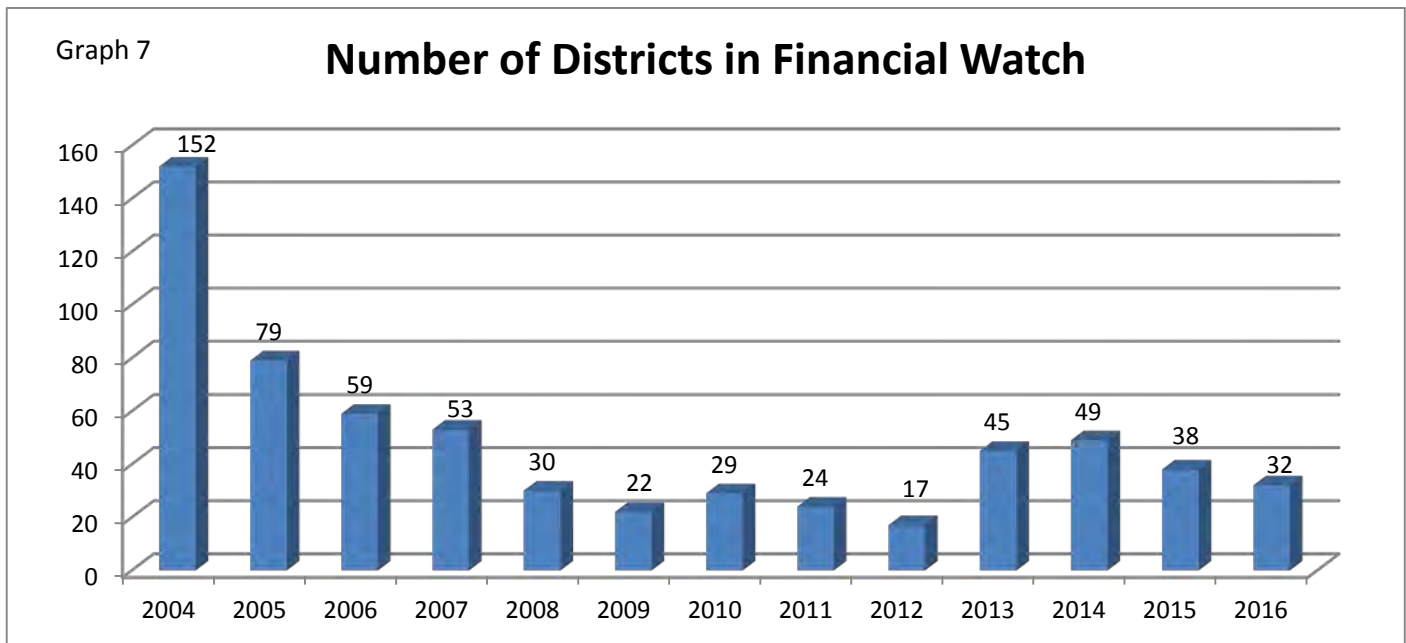
A summary of the location of the 32 districts in the Financial Watch category follows:

- Four in Madison County
- Three in Saint Clair County
- Two in Bureau, Cook, Franklin, Grundy, Jefferson, Lake, Perry and Vermilion Counties
- One in Calhoun, City of Chicago, Clinton, LaSalle, McHenry, Randolph, Wabash, Will and Williamson Counties

Financial Watch Designations

The 2016 Financial Profile continues to reflect the difficult economic times facing every district in the state. While the number of districts in the lowest category, Financial Watch, decreased to 32 districts from 38 districts, districts were still required to decrease their expenditure and incur long-term debt to sustain operations.

- For the 2016 Financial Profile compared to the 2015 Financial Profile, the number of districts in the lowest designation category, Financial Watch, decreased by 6 districts or 16% (currently 32 school districts compared to 38 school districts last year)
- For the 2015 Financial Profile compared to the 2014 Financial Profile, the number of districts in the lowest designation category decreased by 11 or 22%.
- For the 2014 Financial Profile compared to the 2013 Financial Profile, the number of districts in the lowest designation category increased by 4 school districts or 9%
- 0.8% of the school districts are in the lowest two designation categories compared with 12.6% last year
- Because Whiteside School District 115 did not submit an FY 2015 Annual Financial Report, they are in the Financial Watch category
- See Graph 7 below for the number of districts in Financial Watch from 2004 through 2016



School District Budget Analysis -- Deficit Spending

Table 2 below depicts historical trends in school districts' deficit spending. The deficit is calculated by examining the four operational funds: Educational Fund, Operation and Maintenance Fund, Pupil Transportation, and Working Cash.

Table 2	2010 Annual Financial Report	2011 Annual Financial Report	2012 Annual Financial Report	2013 Annual Financial Report	2014 Annual Financial Report	2015 Annual Financial Report	2016 Budget Report
Total Number of School Districts	868	867	865	862	860	857	852
Total Number of Deficit Spending School Districts	327	157	415	420	364	490	499
Percentage of Deficit Spending School Districts	37.7%	18.1%	48.0%	48.7%	42.3%	57.2%	58.6%

Given economic conditions, school districts anticipate that their financial position will worsen in the coming year. Information submitted by school districts for FY 2016 Budgets, indicates the number of districts with deficits will increase to 499 or 58.6% of the total districts compared to FY 2015 Annual Financial Reports which reflected 490 or 57.2%. There are 171 districts that report their Annual Financial Report on the modified accrual basis of accounting. Most of these districts prepare their budgets on the cash basis of accounting. Therefore, their budgets do not reflect the modified accrual adjustments as their Annual Financial Reports do. One reason districts reflect improvement for FY 2011 and FY 2014 over the prior years is due to cash basis of accounting and districts receiving five mandated categorical payments.

School districts submit a deficit reduction plan if their budgets are not balanced and they do not have an adequate fund balance to sustain the deficit. An adequate fund balance is defined as an ending fund balance that is three times the deficit amount. For example, if a district incurred a deficit of \$100,000, it would be required to submit a deficit reduction plan if the ending fund balance was less than \$300,000.

Of the 499 districts that project that they will incur deficits in FY 2016, 49 school districts were required to submit a deficit reduction plan. ISBE staff will continue to monitor these school districts. Staff is reviewing to ensure that all school districts required to submit a deficit reduction plan have done so. After a thorough review, staff will report districts that meet the criteria for certification in financial difficulty.

Summary

School district administrators facing difficult economic times continue to make hard choices. They have chosen to reduce expenditures via reductions in force, to forgo supplies, delay facility repairs/maintenance, purchase buses, and to outsource operations. They have also increased cash balances by issuing debt or restructuring debt payments. Financial performance in the school districts has been impacted by the unavailability of debt, reduced State funding appropriations, delays in receipt of state funding and local revenues, EAV declines in non-tax capped school districts, and a decline in new EAV growth for tax capped school districts. Districts are now at a point where additional budget reductions are going to be very difficult to realize without impacting the education of students.

- Despite the difficult economic times, the direction of school districts' Financial Profile scores continues to move upward. There are more districts in Financial Recognition, 568 this year compared to 553 in 2015. There are also fewer districts in the lowest three categories of Financial Watch, Financial Early Warning and Financial Review.
- Districts continue to issue long-term debt to sustain day-to-day operations
- Although the data points indicate a positive trend, what they do not reflect is the lost opportunities for children in this state as a result reduced state funding for education.

2016 Financial Profile (Based upon 2015 Annual Financial Data)

Comparison between Districts' Original Score and Adjusted Score

(Scores were adjusted for delayed payment of Mandated Categoricals)

Financial Profile Scores

Comparison between the Original Score and the Adjusted Score

<u>RCDI</u>	<u>District</u>	<u>Acct Basis</u>	<u>Original Score</u>	<u>Original Designation</u>	<u>Adjusted Score</u>	<u>Adjusted Designation</u>
33048276026	Abingdon-Avon CUSD 276	Cash	4.00	Recognition	4.00	Recognition
01009262026	A-C Central CUSD 262	Cash	3.55	Recognition	3.55	Recognition
19022004002	Addison SD 4	Accrual	4.00	Recognition	4.00	Recognition
34049125013	Adlai E Stevenson HSD 125	Cash	4.00	Recognition	4.00	Recognition
21028091004	Akin CCSD 91	Cash	4.00	Recognition	4.00	Recognition
13014063002	Albers SD 63	Cash	4.00	Recognition	4.00	Recognition
44063019024	Alden Hebron SD 19	Cash	4.00	Recognition	4.00	Recognition
20093017024	Allendale CCSD 17	Cash	2.30	Watch	2.75	Early Warning *
35050065004	Allen-Otter Creek CCSD 65	Cash	3.65	Recognition	4.00	Recognition
07016126002	Alsip-Hazlign-Oaklwn SD 126	Cash	4.00	Recognition	4.00	Recognition
03025010026	Altamont CUSD 10	Cash	3.60	Recognition	3.60	Recognition
41057011026	Alton CUSD 11	Cash	1.75	Watch	2.20	Watch
28037225026	AlWood CUSD 225	Cash	3.45	Review	3.45	Review
47052272026	Amboy CUSD 272	Cash	3.65	Recognition	3.65	Recognition
30091037004	Anna CCSD 37	Cash	3.55	Recognition	3.90	Recognition
30091081016	Anna Jonesboro CHSD 81	Cash	3.90	Recognition	3.90	Recognition
28037226026	Annawan CUSD 226	Cash	3.65	Recognition	3.65	Recognition
34049034004	Antioch CCSD 34	Cash	3.65	Recognition	3.65	Recognition
34049102004	Aptakisic-Tripp CCSD 102	Accrual	3.65	Recognition	3.65	Recognition
07016145002	Arbor Park SD 145	Cash	3.35	Review	3.35	Review
11021306026	Arcola CUSD 306	Cash	3.65	Recognition	3.65	Recognition

* Indicates those school districts with a change in designation category due to the adjustment of late mandated categorical payments.
 Note: Whiteside School District did not submit an FY15 AFR and is placed in the Financial Watch category.

<u>RCDI</u>	<u>District</u>	<u>Acct Basis</u>	<u>Original Score</u>	<u>Original Designation</u>	<u>Adjusted Score</u>	<u>Adjusted Designation</u>
39055001026	Argenta-Oreana CUSD 1	Cash	3.45	Review	3.45	Review
07016217016	Argo CHSD 217	Accrual	3.90	Recognition	3.90	Recognition
05016025002	Arlington Heights SD 25	Accrual	3.65	Recognition	3.65	Recognition
54092225017	Armstrong Twp HSD 225	Cash	4.00	Recognition	4.00	Recognition
54092061003	Armstrong-Ellis Cons SD 61	Cash	1.80	Watch	1.80	Watch
11021305026	Arthur CUSD 305	Cash	3.10	Review	3.10	Review
13095015004	Ashley CCSD 15	Cash	3.45	Review	3.45	Review
47052275026	Ashton-Franklin Center CUSD 275	Cash	4.00	Recognition	4.00	Recognition
26029001026	Astoria CUSD 1	Cash	3.90	Recognition	3.90	Recognition
51065213026	Athens CUSD 213	Cash	3.45	Review	3.80	Recognition *
07016125002	Atwood Heights SD 125	Cash	3.35	Review	3.35	Review
51084010026	Auburn CUSD 10	Cash	3.45	Review	3.45	Review
31045131022	Aurora East USD 131	Accrual	3.35	Review	3.35	Review
31045129022	Aurora West USD 129	Accrual	2.65	Early Warning	2.65	Early Warning
13014021002	Aviston SD 21	Cash	3.45	Review	3.45	Review
05016037002	Avoca SD 37	Accrual	3.65	Recognition	3.65	Recognition
51084005026	Ball Chatham CUSD 5	Cash	3.25	Review	3.25	Review
34049106002	Bannockburn SD 106	Accrual	4.00	Recognition	4.00	Recognition
34049220026	Barrington CUSD 220	Accrual	3.90	Recognition	3.90	Recognition
13014057002	Bartelso SD 57	Cash	3.65	Recognition	3.65	Recognition
48072066002	Bartonville SD 66	Cash	4.00	Recognition	4.00	Recognition
31045101022	Batavia USD 101	Accrual	3.00	Early Warning	3.00	Early Warning
34049003004	Beach Park CCSD 3	Cash	3.00	Early Warning	3.35	Review *
01009015026	Beardstown CUSD 15	Cash	3.80	Recognition	3.80	Recognition

* Indicates those school districts with a change in designation category due to the adjustment of late mandated categorical payments.

Note: Whiteside School District did not submit an FY15 AFR and is placed in the Financial Watch category.

<u>RCDI</u>	<u>District</u>	<u>Acct Basis</u>	<u>Original Score</u>	<u>Original Designation</u>	<u>Adjusted Score</u>	<u>Adjusted Designation</u>
03025020026	Beecher City CUSD 20	Cash	3.65	Recognition	3.65	Recognition
56099200U26	Beecher CUSD 200U	Cash	3.80	Recognition	3.80	Recognition
50082119002	Belle Valley SD 119	Cash	3.35	Review	3.35	Review
50082118002	Belleville SD 118	Cash	3.00	Early Warning	3.00	Early Warning
50082201017	Belleville Twp HSD 201	Cash	2.10	Watch	2.55	Watch
06016088002	Bellwood SD 88	Cash	3.15	Review	3.15	Review
04004100026	Belvidere CUSD 100	Cash	3.80	Recognition	3.80	Recognition
39074005026	Bement CUSD 5	Cash	3.10	Review	3.10	Review
19022025002	Benjamin SD 25	Cash	3.55	Recognition	3.90	Recognition
19022002002	Bensenville SD 2	Cash	3.35	Review	3.35	Review
21028047004	Benton CCSD 47	Cash	2.80	Early Warning	2.80	Early Warning
21028103013	Benton Cons HSD 103	Cash	3.90	Recognition	3.90	Recognition
06016087002	Berkeley SD 87	Accrual	3.45	Review	3.45	Review
06016098002	Berwyn North SD 98	Accrual	3.65	Recognition	3.65	Recognition
06016100002	Berwyn South SD 100	Accrual	2.80	Early Warning	2.80	Early Warning
41057008026	Bethalto CUSD 8	Cash	3.25	Review	3.25	Review
13041082002	Bethel SD 82	Cash	4.00	Recognition	4.00	Recognition
34049038002	Big Hollow SD 38	Cash	2.35	Watch	2.35	Watch
54092001026	Bismarck Henning CUSD	Cash	3.00	Early Warning	3.00	Early Warning
07016206017	Bloom Twp HSD 206	Cash	3.55	Recognition	3.55	Recognition
19022013002	Bloomington SD 13	Cash	4.00	Recognition	4.00	Recognition
17064087025	Bloomington SD 87	Cash	3.55	Recognition	3.90	Recognition
17020018026	Blue Ridge CUSD 18	Cash	3.80	Recognition	3.80	Recognition
13041114004	Bluford CCSD 114	Cash	3.00	Early Warning	3.00	Early Warning

* Indicates those school districts with a change in designation category due to the adjustment of late mandated categorical payments.

Note: Whiteside School District did not submit an FY15 AFR and is placed in the Financial Watch category.

<u>RCDI</u>	<u>District</u>	<u>Acct Basis</u>	<u>Original Score</u>	<u>Original Designation</u>	<u>Adjusted Score</u>	<u>Adjusted Designation</u>
03003002026	Bond County CUSD 2	Cash	2.90	Early Warning	2.90	Early Warning
32046053002	Bourbonnais SD 53	Accrual	3.45	Review	3.45	Review
24032075002	Braceville SD 75	Cash	2.40	Watch	2.75	Early Warning *
28088001026	Bradford CUSD 1	Cash	3.90	Recognition	4.00	Recognition
32046307016	Bradley Bourbonnais CHSD 307	Cash	3.90	Recognition	3.90	Recognition
32046061002	Bradley SD 61	Cash	3.55	Recognition	3.55	Recognition
13014012004	Breese ESD 12	Cash	2.30	Watch	2.30	Watch
07016228016	Bremen CHSD 228	Cash	3.55	Recognition	3.55	Recognition
48072309026	Brimfield CUSD 309	Cash	3.70	Recognition	3.70	Recognition
06016095002	Brookfield Lagrange Park SD 95	Accrual	3.45	Review	3.45	Review
50082188022	Brooklyn UD 188	Cash	2.45	Watch	2.45	Watch
07016167002	Brookwood SD 167	Cash	3.35	Review	3.35	Review
01005001026	Brown County CUSD 1	Cash	3.45	Review	3.45	Review
03026201026	Brownstown CUSD 201	Cash	3.80	Recognition	3.80	Recognition
40007042026	Brussels CUSD 42	Cash	3.55	Recognition	3.55	Recognition
21044043003	Buncombe Cons SD 43	Cash	3.10	Review	3.45	Review
40056008026	Bunker Hill CUSD 8	Cash	3.55	Recognition	3.90	Recognition
07016111002	Burbank SD 111	Cash	4.00	Recognition	4.00	Recognition
28006340026	Bureau Valley CUSD 340	Cash	3.10	Review	3.10	Review
07016154502	Burnham SD 154-5	Cash	2.75	Early Warning	2.75	Early Warning
26062170026	Bushnell Prairie City CUSD 170	Cash	3.90	Recognition	3.90	Recognition
19022053002	Butler SD 53	Cash	4.00	Recognition	4.00	Recognition
47071226026	Byron CUSD 226	Cash	3.55	Recognition	3.55	Recognition
50082187026	Cahokia CUSD 187	Accrual	3.15	Review	3.15	Review

* Indicates those school districts with a change in designation category due to the adjustment of late mandated categorical payments.

Note: Whiteside School District did not submit an FY15 AFR and is placed in the Financial Watch category.

<u>RCDI</u>	<u>District</u>	<u>Acct Basis</u>	<u>Original Score</u>	<u>Original Designation</u>	<u>Adjusted Score</u>	<u>Adjusted Designation</u>
30002001022	Cairo USD 1	Cash	3.55	Recognition	3.55	Recognition
40007040026	Calhoun CUSD 40	Cash	2.00	Watch	2.45	Watch
07016155002	Calumet City SD 155	Cash	3.25	Review	3.25	Review
07016132002	Calumet Public SD 132	Cash	3.80	Recognition	3.80	Recognition
28037227026	Cambridge CUSD 227	Cash	3.90	Recognition	3.90	Recognition
26029066025	Canton Union SD 66	Cash	4.00	Recognition	4.00	Recognition
49081036002	Carbon Cliff-Barstow SD 36	Cash	3.00	Early Warning	3.35	Review *
30039165016	Carbondale CHSD 165	Cash	3.55	Recognition	3.55	Recognition
30039095002	Carbondale ESD 95	Cash	3.90	Recognition	3.90	Recognition
40056001026	Carlinville CUSD 1	Cash	3.55	Recognition	3.55	Recognition
13014001026	Carlyle CUSD 1	Cash	3.65	Recognition	3.65	Recognition
20097005026	Carmi-White County CUSD 5	Cash	3.45	Review	3.45	Review
20083002026	Carrier Mills-Stonefort CUSD 2	Cash	3.55	Recognition	3.90	Recognition
40031001026	Carrollton CUSD 1	Cash	3.55	Recognition	3.55	Recognition
21100005026	Cartersville CUSD 5	Cash	3.25	Review	3.25	Review
26034317004	Carthage ESD 317	Cash	3.65	Recognition	3.65	Recognition
44063026004	Cary CCSD 26	Accrual	3.70	Recognition	3.70	Recognition
11012004C26	Casey-Westfield CUSD 4C	Cash	2.90	Early Warning	2.90	Early Warning
19022063002	Cass SD 63	Cash	3.35	Review	3.45	Review
54092005026	Catlin CUSD 5	Cash	3.55	Recognition	3.90	Recognition
07016146004	CCSD 146	Accrual	3.80	Recognition	3.80	Recognition
07016168004	CCSD 168	Cash	3.65	Recognition	3.65	Recognition
19022180004	CCSD 180	Cash	4.00	Recognition	4.00	Recognition
30073204004	CCSD 204	Cash	3.90	Recognition	3.90	Recognition

* Indicates those school districts with a change in designation category due to the adjustment of late mandated categorical payments.

Note: Whiteside School District did not submit an FY15 AFR and is placed in the Financial Watch category.

<u>RCDI</u>	<u>District</u>	<u>Acct Basis</u>	<u>Original Score</u>	<u>Original Designation</u>	<u>Adjusted Score</u>	<u>Adjusted Designation</u>
05016062004	CCSD 62	Accrual	3.70	Recognition	3.70	Recognition
19022089004	CCSD 89	Accrual	3.90	Recognition	3.90	Recognition
19022093004	CCSD 93	Accrual	3.90	Recognition	3.90	Recognition
19022066002	Center Cass SD 66	Cash	3.65	Recognition	4.00	Recognition
11087021026	Central A & M CUD 21	Cash	3.55	Recognition	3.55	Recognition
13014071016	Central CHSD 71	Cash	3.65	Recognition	3.65	Recognition
13058133002	Central City SD 133	Cash	3.35	Review	3.35	Review
01001003026	Central CUSD 3	Cash	3.55	Recognition	3.55	Recognition
31045301026	Central CUSD 301	Cash	3.80	Recognition	3.80	Recognition
32038004026	Central CUSD 4	Cash	3.35	Review	3.35	Review
50082104002	Central SD 104	Cash	3.70	Recognition	3.70	Recognition
53090051002	Central SD 51	Cash	3.45	Review	3.45	Review
07016110002	Central Stickney SD 110	Cash	4.00	Recognition	4.00	Recognition
13058200017	Centralia HSD 200	Cash	2.45	Watch	2.80	Early Warning *
13058135002	Centralia SD 135	Cash	3.45	Review	3.45	Review
30077100026	Century CUSD 100	Cash	3.45	Review	3.45	Review
39074100026	Cerro Gordo CUSD 100	Cash	3.80	Recognition	3.90	Recognition
08008399026	Chadwick-Milledgeville CUSD 399	Cash	3.90	Recognition	3.90	Recognition
09010004026	Champaign CUSD 4	Accrual	3.90	Recognition	3.90	Recognition
56099088002	Chaney-Monge SD 88	Cash	3.45	Review	3.45	Review
56099017002	Channahon SD 17	Accrual	3.65	Recognition	3.65	Recognition
11015001026	Charleston CUSD 1	Cash	2.75	Early Warning	3.10	Review *
28006092002	Cherry SD 92	Cash	2.20	Watch	2.20	Watch
45079139026	Chester CUSD 139	Cash	2.55	Watch	2.55	Watch

* Indicates those school districts with a change in designation category due to the adjustment of late mandated categorical payments.

Note: Whiteside School District did not submit an FY15 AFR and is placed in the Financial Watch category.

<u>RCDI</u>	<u>District</u>	<u>Acct Basis</u>	<u>Original Score</u>	<u>Original Designation</u>	<u>Adjusted Score</u>	<u>Adjusted Designation</u>
45079122019	Chester N HSD 122	Cash	3.35	Review	3.35	Review
17054061004	Chester-East Lincoln CCSD 61	Cash	3.80	Recognition	3.80	Recognition
07016170002	Chicago Heights SD 170	Cash	3.65	Recognition	3.65	Recognition
07016127502	Chicago Ridge SD 127-5	Cash	3.80	Recognition	3.80	Recognition
21028099026	Christopher USD 99	Cash	3.25	Review	3.25	Review
34049117016	CHSD 117	Cash	4.00	Recognition	4.00	Recognition
34049128016	CHSD 128	Accrual	4.00	Recognition	4.00	Recognition
44063155016	CHSD 155	Accrual	4.00	Recognition	4.00	Recognition
07016218016	CHSD 218	Accrual	3.55	Recognition	3.55	Recognition
19022094016	CHSD 94	Cash	3.65	Recognition	3.65	Recognition
19022099016	CHSD 99	Accrual	2.85	Early Warning	2.85	Early Warning
06016099002	Cicero SD 99	Cash	3.70	Recognition	3.70	Recognition
32038006026	Cissna Park CUSD 6	Cash	3.65	Recognition	4.00	Recognition
15016299025	City of Chicago SD 299	Accrual	2.10	Watch	2.10	Watch
12013010026	Clay City CUSD 10	Cash	3.80	Recognition	3.80	Recognition
17020015026	Clinton CUSD 15	Cash	3.90	Recognition	3.90	Recognition
24032001026	Coal City CUSD 1	Cash	3.90	Recognition	3.90	Recognition
30091017022	Cobden SUD 17	Cash	3.90	Recognition	3.90	Recognition
41057010026	Collinsville CUSD 10	Cash	3.55	Recognition	3.90	Recognition
28037190002	Colona SD 190	Cash	3.55	Recognition	3.90	Recognition
45067004026	Columbia CUSD 4	Cash	3.80	Recognition	3.80	Recognition
05016059004	Comm Cons SD 59	Accrual	4.00	Recognition	4.00	Recognition
07016230013	Cons HSD 230	Cash	4.00	Recognition	4.00	Recognition
07016130002	Cook County SD 130	Cash	3.45	Review	3.45	Review

* Indicates those school districts with a change in designation category due to the adjustment of late mandated categorical payments.

Note: Whiteside School District did not submit an FY15 AFR and is placed in the Financial Watch category.

<u>RCDI</u>	<u>District</u>	<u>Acct Basis</u>	<u>Original Score</u>	<u>Original Designation</u>	<u>Adjusted Score</u>	<u>Adjusted Designation</u>
17053426004	Cornell CCSD 426	Cash	3.80	Recognition	3.80	Recognition
45079001022	Coulterville USD 1	Cash	3.90	Recognition	3.90	Recognition
07016160002	Country Club Hills SD 160	Cash	3.25	Review	3.25	Review
30091043004	County of Union Sch Dist No43	Cash	3.80	Recognition	3.80	Recognition
04101320026	County of Winnebago SD 320	Cash	3.45	Review	3.80	Recognition *
53102122017	County of Woodford School	Cash	4.00	Recognition	4.00	Recognition
11087003A26	Cowden-Herrick CUSD 3A	Cash	3.90	Recognition	3.90	Recognition
21100003026	Crab Orchard CUSD 3	Cash	2.90	Early Warning	2.90	Early Warning
32038249026	Crescent Iroquois CUSD 249	Cash	3.20	Review	3.55	Recognition *
47071161004	Creston CCSD 161	Cash	3.10	Review	3.10	Review
56099201U26	Crete Monee CUSD 201U	Accrual	3.25	Review	3.35	Review
53090076002	Creve Coeur SD 76	Cash	3.55	Recognition	3.55	Recognition
44063047004	Crystal Lake CCSD 47	Accrual	3.90	Recognition	3.90	Recognition
11018077026	Cumberland CUSD 77	Cash	3.45	Review	3.45	Review
19022200026	CUSD 200	Accrual	3.80	Recognition	3.80	Recognition
19022201026	CUSD 201	Accrual	4.00	Recognition	4.00	Recognition
26029003026	CUSD 3 Fulton County	Cash	3.80	Recognition	3.90	Recognition
31045300026	CUSD 300	Accrual	3.60	Recognition	3.60	Recognition
24047308026	CUSD 308	Accrual	2.90	Early Warning	2.90	Early Warning
01001004026	CUSD 4	Cash	3.00	Early Warning	3.10	Review *
21044064002	Cypress SD 64	Cash	3.55	Recognition	3.65	Recognition
08089201026	Dakota CUSD 201	Cash	3.45	Review	3.55	Recognition *
26034327004	Dallas ESD 327	Cash	3.55	Recognition	3.55	Recognition
28006098002	Dalzell SD 98	Cash	3.55	Recognition	3.55	Recognition

* Indicates those school districts with a change in designation category due to the adjustment of late mandated categorical payments.

Note: Whiteside School District did not submit an FY15 AFR and is placed in the Financial Watch category.

<u>RCDI</u>	<u>District</u>	<u>Acct Basis</u>	<u>Original Score</u>	<u>Original Designation</u>	<u>Adjusted Score</u>	<u>Adjusted Designation</u>
13014062002	Damiansville SD 62	Cash	2.80	Early Warning	2.80	Early Warning
54092118024	Danville CCSD 118	Accrual	3.70	Recognition	3.70	Recognition
19022061002	Darien SD 61	Accrual	4.00	Recognition	4.00	Recognition
39055061025	Decatur SD 61	Cash	3.25	Review	3.25	Review
53090701026	Deer Creek-Mackinaw CUSD 701	Cash	3.45	Review	3.45	Review
35050082004	Deer Park CCSD 82	Cash	3.55	Recognition	3.55	Recognition
34049109002	Deerfield SD 109	Accrual	4.00	Recognition	4.00	Recognition
16019428026	DeKalb CUSD 428	Accrual	3.35	Review	3.35	Review
39074057026	Deland-Weldon CUSD 57	Cash	3.45	Review	3.45	Review
53090703026	Delavan CUSD 703	Cash	3.65	Recognition	3.65	Recognition
28006103022	DePue USD 103	Accrual	3.10	Review	3.10	Review
30039086003	DeSoto Cons SD 86	Cash	3.15	Review	3.15	Review
34049076002	Diamond Lake SD 76	Cash	4.00	Recognition	4.00	Recognition
03025030026	Dieterich CUSD 30	Cash	3.55	Recognition	3.55	Recognition
35050175004	Dimmick CCSD 175	Accrual	3.90	Recognition	3.90	Recognition
53090050002	District 50 Schools	Cash	3.65	Recognition	3.65	Recognition
47052170022	Dixon USD 170	Accrual	3.55	Recognition	3.55	Recognition
13041007004	Dodds CCSD 7	Cash	3.55	Recognition	3.55	Recognition
07016148002	Dolton SD 148	Cash	3.35	Review	3.35	Review
07016149002	Dolton SD 149	Accrual	2.80	Early Warning	2.80	Early Warning
30091066022	Dongola USD 66	Cash	2.30	Watch	2.75	Early Warning *
32038003026	Donovan CUSD 3	Cash	3.65	Recognition	4.00	Recognition
19022058002	Downers Grove GSD 58	Accrual	3.90	Recognition	3.90	Recognition
48072323026	Dunlap CUSD 323	Cash	3.80	Recognition	3.80	Recognition

* Indicates those school districts with a change in designation category due to the adjustment of late mandated categorical payments.

Note: Whiteside School District did not submit an FY15 AFR and is placed in the Financial Watch category.

<u>RCDI</u>	<u>District</u>	<u>Acct Basis</u>	<u>Original Score</u>	<u>Original Designation</u>	<u>Adjusted Score</u>	<u>Adjusted Designation</u>
19022088016	DuPage HSD 88	Accrual	3.80	Recognition	3.80	Recognition
50082196026	Dupo CUSD 196	Cash	3.60	Recognition	3.60	Recognition
30073300026	Duquoin CUSD 300	Cash	2.45	Watch	2.45	Watch
04101322026	Durand CUSD 322	Cash	3.65	Recognition	3.65	Recognition
17053232002	Dwight Common SD 232	Cash	3.55	Recognition	3.55	Recognition
17053230017	Dwight Twp HSD 230	Cash	4.00	Recognition	4.00	Recognition
35050009026	Earlville CUSD 9	Cash	3.80	Recognition	3.80	Recognition
41057013002	East Alton SD 13	Cash	2.10	Watch	2.10	Watch
41057014016	East Alton-Wood River CHSD 14	Accrual	3.20	Review	3.20	Review
47098020002	East Coloma - Nelson CESD 20	Cash	3.55	Recognition	3.55	Recognition
08043119022	East Dubuque USD 119	Cash	4.00	Recognition	4.00	Recognition
05016063002	East Maine SD 63	Accrual	4.00	Recognition	4.00	Recognition
49081037002	East Moline SD 37	Cash	3.35	Review	3.35	Review
53090309016	East Peoria CHSD 309	Cash	3.55	Recognition	3.55	Recognition
53090086002	East Peoria SD 86	Cash	3.45	Review	3.80	Recognition *
05016073002	East Prairie SD 73	Cash	3.65	Recognition	3.65	Recognition
50082189022	East St Louis SD 189	Accrual	3.60	Recognition	3.60	Recognition
08008308026	Eastland CUSD 308	Cash	3.90	Recognition	3.90	Recognition
11023006026	Edgar County CUD 6	Cash	3.45	Review	3.45	Review
03011004026	Edinburg CUSD 4	Cash	4.00	Recognition	4.00	Recognition
20024001026	Edwards County CUSD 1	Cash	3.45	Review	3.45	Review
41057007026	Edwardsville CUSD 7	Accrual	2.00	Watch	2.10	Watch
03025040026	Effingham CUSD 40	Cash	3.65	Recognition	3.65	Recognition
30002005026	Egyptian CUSD 5	Cash	4.00	Recognition	4.00	Recognition

* Indicates those school districts with a change in designation category due to the adjustment of late mandated categorical payments.

Note: Whiteside School District did not submit an FY15 AFR and is placed in the Financial Watch category.

<u>RCDI</u>	<u>District</u>	<u>Acct Basis</u>	<u>Original Score</u>	<u>Original Designation</u>	<u>Adjusted Score</u>	<u>Adjusted Designation</u>
53102011026	El Paso-Gridley CUSD 11	Cash	3.10	Review	3.10	Review
20083004026	Eldorado CUSD 4	Cash	3.35	Review	3.35	Review
19022205026	Elmhurst SD 205	Accrual	3.80	Recognition	3.80	Recognition
48072322026	Elmwood CUSD 322	Cash	3.80	Recognition	3.80	Recognition
06016401026	Elmwood Park CUSD 401	Accrual	3.80	Recognition	3.80	Recognition
30039196026	Elverado CUSD 196	Cash	2.90	Early Warning	3.00	Early Warning
56099203004	Elwood CCSD 203	Cash	3.65	Recognition	3.65	Recognition
34049033002	Emmons SD 33	Cash	3.35	Review	3.35	Review
47098001026	Erie CUSD 1	Cash	3.65	Recognition	3.65	Recognition
07016159002	ESD 159	Cash	3.70	Recognition	3.70	Recognition
47071269004	Eswood CCSD 269	Cash	3.65	Recognition	3.65	Recognition
53102140026	Eureka CUD 140	Cash	3.65	Recognition	3.65	Recognition
05016065004	Evanston CCSD 65	Cash	3.00	Early Warning	3.35	Review *
05016202017	Evanston Twp HSD 202	Accrual	3.90	Recognition	3.90	Recognition
07016231016	Evergreen Park CHSD 231	Cash	4.00	Recognition	4.00	Recognition
07016124002	Evergreen Park ESD 124	Accrual	3.10	Review	3.10	Review
21028115004	Ewing Northern CCSD 115	Cash	3.55	Recognition	3.55	Recognition
20096225016	Fairfield Comm H S Dist 225	Cash	3.55	Recognition	3.55	Recognition
20096112004	Fairfield PSD 112	Cash	3.35	Review	3.35	Review
56099089002	Fairmont SD 89	Cash	3.90	Recognition	3.90	Recognition
05016072002	Fairview SD 72	Cash	4.00	Recognition	4.00	Recognition
48072265026	Farmington Central CUSD 265	Cash	3.65	Recognition	4.00	Recognition
13041099004	Farrington CCSD 99	Cash	3.20	Review	4.00	Recognition
19022100016	Fenton CHSD 100	Cash	3.65	Recognition	3.55	Recognition *

* Indicates those school districts with a change in designation category due to the adjustment of late mandated categorical payments.

Note: Whiteside School District did not submit an FY15 AFR and is placed in the Financial Watch category.

<u>RCDI</u>	<u>District</u>	<u>Acct Basis</u>	<u>Original Score</u>	<u>Original Designation</u>	<u>Adjusted Score</u>	<u>Adjusted Designation</u>
13041003004	Field CCSD 3	Cash	3.55	Recognition	3.65	Recognition
53102006026	Fieldcrest CUSD 6	Cash	3.45	Review	3.45	Review
09010001026	Fisher CUSD 1	Cash	3.35	Review	3.35	Review
17053074027	Flanagan-Cornell Dist 74	Cash	3.10	Review	3.55	Recognition *
12013035026	Flora CUSD 35	Cash	3.70	Recognition	3.70	Recognition
07016161002	Flossmoor SD 161	Cash	3.55	Recognition	3.55	Recognition
07016169002	Ford Heights SD 169	Cash	3.35	Review	3.35	Review
06016091002	Forest Park SD 91	Cash	3.65	Recognition	3.65	Recognition
07016142002	Forest Ridge SD 142	Cash	3.45	Review	3.45	Review
47071221026	Forrestville Valley CUSD 221	Cash	3.90	Recognition	3.90	Recognition
34049114002	Fox Lake GSD 114	Cash	3.35	Review	3.35	Review
44063003003	Fox River Grove Cons SD 3	Cash	3.90	Recognition	3.90	Recognition
56099157C04	Frankfort CCSD 157C	Accrual	3.90	Recognition	3.90	Recognition
21028168026	Frankfort CUSD 168	Cash	2.30	Watch	2.30	Watch
01069001026	Franklin CUSD 1	Cash	3.65	Recognition	3.65	Recognition
06016084002	Franklin Park SD 84	Cash	3.55	Recognition	3.55	Recognition
50082070004	Freeburg CCSD 70	Cash	3.65	Recognition	3.65	Recognition
50082077016	Freeburg CHSD 77	Cash	3.10	Review	3.10	Review
08089145022	Freeport SD 145	Accrual	3.00	Early Warning	3.00	Early Warning
34049079002	Fremont SD 79	Accrual	3.90	Recognition	3.90	Recognition
20083001026	Galatia CUSD 1	Cash	3.55	Recognition	3.55	Recognition
08043120022	Galena USD 120	Cash	3.90	Recognition	3.90	Recognition
33048205026	Galesburg CUSD 205	Accrual	3.25	Review	3.25	Review
20030007026	Gallatin CUSD 7	Cash	3.90	Recognition	3.90	Recognition

* Indicates those school districts with a change in designation category due to the adjustment of late mandated categorical payments.

Note: Whiteside School District did not submit an FY15 AFR and is placed in the Financial Watch category.

<u>RCDI</u>	<u>District</u>	<u>Acct Basis</u>	<u>Original Score</u>	<u>Original Designation</u>	<u>Adjusted Score</u>	<u>Adjusted Designation</u>
28037224026	Galva CUSD 224	Cash	4.00	Recognition	4.00	Recognition
24032072C04	Gardner CCSD 72C	Cash	3.65	Recognition	3.65	Recognition
24032073017	Gardner S Wilmington Twp HSD 73	Cash	3.65	Recognition	3.65	Recognition
34049037002	Gavin SD 37	Cash	3.45	Review	3.45	Review
20096014004	Geff CCSD 14	Cash	3.65	Recognition	3.65	Recognition
07016133002	Gen George Patton SD 133	Cash	3.70	Recognition	3.70	Recognition
28037228026	Geneseo CUSD 228	Cash	3.55	Recognition	3.65	Recognition
31045304026	Geneva CUSD 304	Accrual	3.70	Recognition	3.70	Recognition
16019424026	Genoa Kingston CUSD 424	Cash	3.65	Recognition	3.65	Recognition
54092004026	Georgetown-Ridge Farm CUD 4	Cash	2.75	Early Warning	3.10	Review *
53102069002	Germantown Hills SD 69	Cash	3.65	Recognition	3.65	Recognition
13014060002	Germantown SD 60	Cash	3.65	Recognition	3.65	Recognition
30039130004	Giant City CCSD 130	Cash	3.45	Review	3.80	Recognition *
09027005026	Gibson City-Melvin-Sibley CUSD 5	Cash	3.90	Recognition	3.90	Recognition
09010188004	Gifford CCSD 188	Cash	3.55	Recognition	3.55	Recognition
40056007026	Gillespie CUSD 7	Cash	2.90	Early Warning	2.90	Early Warning
19022041002	Glen Eilyn SD 41	Accrual	3.65	Recognition	3.65	Recognition
19022087017	Glenbard Twp HSD 87	Cash	4.00	Recognition	4.00	Recognition
05016035002	Glencoe SD 35	Accrual	3.90	Recognition	3.90	Recognition
05016034004	Glenview CCSD 34	Cash	4.00	Recognition	4.00	Recognition
05016067002	Golf ESD 67	Cash	3.80	Recognition	3.80	Recognition
21044001026	Goreville CUD 1	Cash	3.45	Review	3.45	Review
19022062002	Gower SD 62	Cash	4.00	Recognition	4.00	Recognition
13041006004	Grand Prairie CCSD 6	Cash	2.30	Watch	2.65	Early Warning *

* Indicates those school districts with a change in designation category due to the adjustment of late mandated categorical payments.

Note: Whiteside School District did not submit an FY15 AFR and is placed in the Financial Watch category.

<u>RCDI</u>	<u>District</u>	<u>Acct Basis</u>	<u>Original Score</u>	<u>Original Designation</u>	<u>Adjusted Score</u>	<u>Adjusted Designation</u>
35050095004	Grand Ridge CCSD 95	Cash	3.90	Recognition	3.90	Recognition
41057009026	Granite City CUSD 9	Cash	3.00	Early Warning	3.35	Review *
50082110004	Grant CCSD 110	Cash	2.30	Watch	3.00	Early Warning *
34049124016	Grant CHSD 124	Cash	3.55	Recognition	3.55	Recognition
32046006026	Grant Park CUSD 6	Cash	3.90	Recognition	3.90	Recognition
34049036002	Grass Lake SD 36	Cash	4.00	Recognition	4.00	Recognition
34049046004	Grayslake CCSD 46	Accrual	3.60	Recognition	3.70	Recognition
34049127016	Grayslake CHSD 127	Accrual	3.70	Recognition	3.70	Recognition
20097001026	Grayville CUSD 1	Cash	3.45	Review	3.45	Review
40031010026	Greenfield CUSD 10	Cash	3.55	Recognition	3.55	Recognition
51065200026	Greenview CUSD 200	Cash	4.00	Recognition	4.00	Recognition
01075004026	Griggsville-Perry CUSD 4	Cash	2.80	Early Warning	2.80	Early Warning
34049056002	Gurnee SD 56	Cash	3.35	Review	3.70	Recognition *
28006502017	Hall HSD 502	Cash	2.80	Early Warning	2.80	Early Warning
26034328024	Hamilton CCSD 328	Cash	2.75	Early Warning	3.10	Review *
20033010026	Hamilton Co CUSD 10	Cash	2.65	Early Warning	3.00	Early Warning
49081029002	Hampton SD 29	Cash	3.55	Recognition	3.55	Recognition
20035001026	Hardin County CUSD 1	Cash	2.65	Early Warning	3.10	Review *
04101122022	Harlem UD 122	Accrual	3.10	Review	3.10	Review
50082175002	Harmony Emge SD 175	Cash	2.90	Early Warning	2.90	Early Warning
20083003026	Harrisburg CUSD 3	Cash	2.55	Watch	2.90	Early Warning *
44063036002	Harrison SD 36	Cash	3.80	Recognition	3.80	Recognition
17054021026	Hartsburg Emden CUSD 21	Cash	4.00	Recognition	4.00	Recognition
44063050026	Harvard CUSD 50	Accrual	3.70	Recognition	3.70	Recognition

* Indicates those school districts with a change in designation category due to the adjustment of late mandated categorical payments.

Note: Whiteside School District did not submit an FY15 AFR and is placed in the Financial Watch category.

<u>RCDI</u>	<u>District</u>	<u>Acct Basis</u>	<u>Original Score</u>	<u>Original Designation</u>	<u>Adjusted Score</u>	<u>Adjusted Designation</u>
07016152002	Harvey SD 152	Cash	3.65	Recognition	3.65	Recognition
53060126026	Havana CUSD 126	Cash	3.55	Recognition	3.55	Recognition
34049073004	Hawthorn CCSD 73	Cash	3.55	Recognition	3.55	Recognition
07016152502	Hazel Crest SD 152-5	Cash	3.35	Review	3.35	Review
35059005026	Henry-Senachwine CUSD 5	Cash	4.00	Recognition	4.00	Recognition
09010008026	Heritage CUSD 8	Cash	3.45	Review	3.45	Review
21100004026	Herrin CUSD 4	Cash	2.45	Watch	2.45	Watch
32046002026	Herscher CUSD 2	Cash	3.55	Recognition	3.55	Recognition
17064004026	Heyworth CUSD 4	Cash	3.35	Review	3.35	Review
16019426026	Hiawatha CUSD 426	Cash	3.45	Review	3.45	Review
50082116002	High Mount SD 116	Cash	2.90	Early Warning	3.25	Review *
41057005026	Highland CUSD 5	Accrual	3.00	Early Warning	3.10	Review *
03068003026	Hillsboro CUSD 3	Accrual	3.00	Early Warning	3.00	Early Warning
06016093002	Hillside SD 93	Accrual	3.65	Recognition	3.65	Recognition
16019429026	Hinckley Big Rock CUSD 429	Cash	3.35	Review	3.35	Review
19022181004	Hinsdale CCSD 181	Accrual	3.80	Recognition	3.80	Recognition
19022086017	Hinsdale Twp HSD 86	Accrual	3.30	Review	3.30	Review
48072328003	Hollis Cons SD 328	Cash	4.00	Recognition	4.00	Recognition
56099033C04	Homer CCSD 33C	Cash	3.55	Recognition	3.55	Recognition
07016233016	Homewood Flossmoor CHSD 233	Cash	3.35	Review	3.35	Review
07016153002	Homewood SD 153	Cash	3.25	Review	3.25	Review
04101207016	Hononegah CHD 207	Cash	3.55	Recognition	3.55	Recognition
54092011026	Hoopston Area CUSD 11	Cash	3.65	Recognition	3.65	Recognition
07016157002	Hoover-Schrum Memorial SD 157	Cash	3.25	Review	3.25	Review

* Indicates those school districts with a change in designation category due to the adjustment of late mandated categorical payments.
Note: Whiteside School District did not submit an FY15 AFR and is placed in the Financial Watch category.

<u>RCDI</u>	<u>District</u>	<u>Acct Basis</u>	<u>Original Score</u>	<u>Original Designation</u>	<u>Adjusted Score</u>	<u>Adjusted Designation</u>
13095029003	Hoyleton Cons SD 29	Cash	3.65	Recognition	4.00	Recognition
44063158022	Huntley Comm Sch Dist 158	Accrual	3.70	Recognition	3.80	Recognition
12017001026	Hutsonville CUSD 1	Cash	3.45	Review	3.45	Review
48072321026	Il Valley Central USD 321	Cash	3.90	Recognition	3.90	Recognition
48072327026	Ilini Bluffs CUSD 327	Cash	3.55	Recognition	3.55	Recognition
53060189026	Ilini Central CUSD 189	Cash	3.90	Recognition	3.90	Recognition
26034307016	Ilini West H S Dist 307	Cash	3.65	Recognition	4.00	Recognition
13041008004	Ina CCSD 8	Cash	2.75	Early Warning	2.85	Early Warning
16019425026	Indian Creek CUSD 425	Cash	4.00	Recognition	4.00	Recognition
19022204026	Indian Prairie CUSD 204	Accrual	3.80	Recognition	3.80	Recognition
07016109002	Indian Springs SD 109	Accrual	3.55	Recognition	3.55	Recognition
32038009026	Iroquois County CUSD 9	Cash	3.65	Recognition	3.65	Recognition
32038010026	Iroquois West CUSD 10	Cash	3.65	Recognition	3.65	Recognition
13095011004	Irvington CCSD 11	Cash	3.90	Recognition	3.90	Recognition
19022010002	Itasca SD 10	Cash	3.55	Recognition	3.55	Recognition
13058007004	Iuka CCSD 7	Cash	3.55	Recognition	3.55	Recognition
06016201017	J S Morton HSD 201	Accrual	3.80	Recognition	3.80	Recognition
01069117022	Jacksonville SD 117	Cash	4.00	Recognition	4.00	Recognition
54092012026	Jamaica CUSD 12	Cash	3.55	Recognition	3.90	Recognition
20096017004	Jasper CCSD 17	Cash	3.35	Review	3.35	Review
12040001026	Jasper County CUD 1	Cash	2.65	Early Warning	3.00	Early Warning
40042100026	Jersey CUSD 100	Cash	3.00	Early Warning	3.35	Review *
44063012026	Johnsburg CUSD 12	Accrual	2.00	Watch	2.00	Watch
21100001026	Johnston City CUSD 1	Cash	3.15	Review	3.15	Review

* Indicates those school districts with a change in designation category due to the adjustment of late mandated categorical payments.

Note: Whiteside School District did not submit an FY15 AFR and is placed in the Financial Watch category.

<u>RCDI</u>	<u>District</u>	<u>Acct Basis</u>	<u>Original Score</u>	<u>Original Designation</u>	<u>Adjusted Score</u>	<u>Adjusted Designation</u>
56099086005	Joliet PSD 86	Accrual	3.60	Recognition	3.60	Recognition
56099204017	Joliet Twp HSD 204	Accrual	3.80	Recognition	3.80	Recognition
21061038026	Joppa-Maple Grove UD 38	Cash	4.00	Recognition	4.00	Recognition
31045302026	Kaneland CUSD 302	Accrual	3.35	Review	3.35	Review
32046111025	Kankakee SD 111	Cash	3.00	Early Warning	3.00	Early Warning
11023003026	Kansas CUSD 3	Cash	3.45	Review	3.45	Review
19022020002	Keeneyville SD 20	Accrual	4.00	Recognition	4.00	Recognition
13058002003	Kell Cons SD 2	Cash	3.55	Recognition	3.65	Recognition
05016038002	Kenilworth SD 38	Cash	3.90	Recognition	3.90	Recognition
28037229026	Kewanee CUSD 229	Cash	3.90	Recognition	3.90	Recognition
34049096004	Kildeer Countryside CCSD 96	Cash	4.00	Recognition	4.00	Recognition
47071144003	Kings Cons SD 144	Cash	3.90	Recognition	3.90	Recognition
04101131004	Kinnickinnick CCSD 131	Cash	3.65	Recognition	4.00	Recognition
07016140002	Kirby SD 140	Accrual	3.65	Recognition	3.65	Recognition
33048202026	Knoxville CUSD 202	Cash	3.35	Review	3.35	Review
06016094002	Komarek SD 94	Accrual	3.35	Review	3.35	Review
06016102002	La Grange SD 102	Cash	2.90	Early Warning	3.25	Review *
06016105002	La Grange SD 105 South	Accrual	3.80	Recognition	3.80	Recognition
26034347004	La Harpe CSD 347	Cash	2.90	Early Warning	3.25	Review *
28006303026	La Moille CUSD 303	Cash	3.65	Recognition	3.65	Recognition
35050122002	La Salle ESD 122	Cash	3.55	Recognition	3.55	Recognition
35050120017	La Salle-Peru Twp HSD 120	Cash	3.65	Recognition	3.65	Recognition
28006094004	Ladd CCSD 94	Cash	3.55	Recognition	3.55	Recognition
06016106002	LaGrange Highlands SD 106	Accrual	4.00	Recognition	4.00	Recognition

* Indicates those school districts with a change in designation category due to the adjustment of late mandated categorical payments.

Note: Whiteside School District did not submit an FY15 AFR and is placed in the Financial Watch category.

<u>RCDI</u>	<u>District</u>	<u>Acct Basis</u>	<u>Original Score</u>	<u>Original Designation</u>	<u>Adjusted Score</u>	<u>Adjusted Designation</u>
34049065002	Lake Bluff ESD 65	Accrual	3.80	Recognition	3.80	Recognition
34049115016	Lake Forest CHSD 115	Accrual	3.55	Recognition	3.55	Recognition
34049067005	Lake Forest SD 67	Accrual	3.65	Recognition	3.65	Recognition
19022108016	Lake Park CHSD 108	Accrual	3.90	Recognition	3.90	Recognition
34049041004	Lake Villa CCSD 41	Cash	3.55	Recognition	3.90	Recognition
34049095026	Lake Zurich CUSD 95	Accrual	4.00	Recognition	4.00	Recognition
07016158002	Lansing SD 158	Cash	3.80	Recognition	3.80	Recognition
56099070C04	Laraway CCSD 70C	Cash	4.00	Recognition	4.00	Recognition
12051020026	Lawrence County CUD 20	Cash	3.25	Review	3.25	Review
50082009026	Lebanon CUSD 9	Cash	3.15	Review	3.15	Review
35050001026	Leland CUSD 1	Cash	3.90	Recognition	3.90	Recognition
07016210017	Lemont Twp HSD 210	Cash	3.45	Review	3.45	Review
07016113A02	Lemont-Bromberek CSD 113A	Accrual	4.00	Recognition	4.00	Recognition
08089202026	Lena Winslow CUSD 202	Cash	3.90	Recognition	3.90	Recognition
17064002026	LeRoy CUSD 2	Cash	3.35	Review	3.35	Review
26029097026	Lewistown CUSD 97	Cash	3.90	Recognition	3.90	Recognition
17064007026	Lexington CUSD 7	Cash	3.35	Review	3.35	Review
06016212016	Leyden CHSD 212	Accrual	4.00	Recognition	4.00	Recognition
01001002026	Liberty CUSD 2	Cash	3.55	Recognition	3.90	Recognition
34049070002	Libertyville SD 70	Cash	3.65	Recognition	3.65	Recognition
30091016004	Lick Creek CCSD 16	Cash	3.35	Review	3.45	Review
48072310016	Limestone CHSD 310	Cash	3.55	Recognition	3.55	Recognition
48072316004	Limestone Walters CCSD 316	Cash	3.65	Recognition	3.65	Recognition
17054404016	Lincoln CHSD 404	Cash	3.90	Recognition	3.90	Recognition

* Indicates those school districts with a change in designation category due to the adjustment of late mandated categorical payments.

Note: Whiteside School District did not submit an FY15 AFR and is placed in the Financial Watch category.

<u>RCDI</u>	<u>District</u>	<u>Acct Basis</u>	<u>Original Score</u>	<u>Original Designation</u>	<u>Adjusted Score</u>	<u>Adjusted Designation</u>
07016156002	Lincoln ESD 156	Cash	3.35	Review	3.70	Recognition *
17054027002	Lincoln ESD 27	Cash	3.70	Recognition	3.70	Recognition
56099210016	Lincoln Way CHSD 210	Cash	2.35	Watch	2.35	Watch
34049103002	Lincolnshire-Prairieview SD 103	Cash	4.00	Recognition	4.00	Recognition
05016074002	Lincolnwood SD 74	Accrual	3.65	Recognition	3.65	Recognition
06016092002	Lindop SD 92	Accrual	3.80	Recognition	3.80	Recognition
24047090004	Lisbon CCSD 90	Cash	3.65	Recognition	3.65	Recognition
19022202026	Lisle CUSD 202	Cash	4.00	Recognition	4.00	Recognition
03068012026	Litchfield CUSD 12	Cash	3.90	Recognition	3.90	Recognition
56099091002	Lockport SD 91	Cash	3.80	Recognition	3.80	Recognition
56099205017	Lockport Twp HSD 205	Cash	4.00	Recognition	4.00	Recognition
19022044002	Lombard SD 44	Accrual	4.00	Recognition	4.00	Recognition
35050425026	Lostant CUSD 425	Cash	3.65	Recognition	3.65	Recognition
53102021026	Lowpoint-Washburn CUSD 21	Cash	3.55	Recognition	3.55	Recognition
09010142004	Ludlow CCSD 142	Cash	4.00	Recognition	4.00	Recognition
06016103002	Lyons SD 103	Accrual	3.80	Recognition	3.80	Recognition
06016204017	Lyons Twp HSD 204	Accrual	4.00	Recognition	4.00	Recognition
26062185026	Macomb CUSD 185	Accrual	4.00	Recognition	4.00	Recognition
41057012026	Madison CUSD 12	Cash	2.90	Early Warning	2.90	Early Warning
19022060002	Maercker SD 60	Cash	3.90	Recognition	3.90	Recognition
09010003026	Mahomet-Seymour CUSD 3	Cash	3.25	Review	3.35	Review
05016207017	Maine Township HSD 207	Accrual	3.65	Recognition	3.65	Recognition
28006084004	Malden CCSD 84	Cash	4.00	Recognition	4.00	Recognition
56099114002	Manhattan SD 114	Cash	3.45	Review	3.45	Review

* Indicates those school districts with a change in designation category due to the adjustment of late mandated categorical payments.

Note: Whiteside School District did not submit an FY15 AFR and is placed in the Financial Watch category.

<u>RCDI</u>	<u>District</u>	<u>Acct Basis</u>	<u>Original Score</u>	<u>Original Designation</u>	<u>Adjusted Score</u>	<u>Adjusted Designation</u>
06016083002	Mannheim SD 83	Accrual	3.70	Recognition	3.70	Recognition
32046005026	Manteno CUSD 5	Cash	3.70	Recognition	3.70	Recognition
44063154016	Marengo CHSD 154	Cash	3.65	Recognition	3.65	Recognition
44063165003	Marengo-Union E Cons D 165	Cash	4.00	Recognition	4.00	Recognition
21100002026	Marion CUSD 2	Cash	3.35	Review	3.35	Review
50082040026	Marissa CUSD 40	Cash	3.10	Review	3.45	Review
39055002026	Maroa Forsyth CUSD 2	Cash	2.80	Early Warning	2.80	Early Warning
19022015002	Marquardt SD 15	Accrual	3.90	Recognition	3.90	Recognition
35050150002	Marseilles ESD 150	Cash	4.00	Recognition	4.00	Recognition
11012002C26	Marshall CUSD 2C	Cash	3.45	Review	3.45	Review
11012003C26	Martinsville CUSD 3C	Cash	3.60	Recognition	3.70	Recognition
50082019026	Mascoutah CUD 19	Cash	3.35	Review	3.35	Review
21061001026	Massac UD 1	Cash	3.45	Review	3.45	Review
07016162002	Matteson ESD 162	Accrual	3.60	Recognition	3.60	Recognition
11015002026	Mattoon CUSD 2	Cash	2.65	Early Warning	2.65	Early Warning
06016089002	Maywood-Melrose Park-Broadview 89	Accrual	3.25	Review	3.25	Review
24032002C02	Mazon-Verona-Kinsman ESD 2C	Cash	3.65	Recognition	4.00	Recognition
13041012004	McClellan CCSD 12	Cash	3.00	Early Warning	3.35	Review *
44063015004	McHenry CCSD 15	Cash	3.90	Recognition	3.90	Recognition
44063156016	McHenry CHSD 156	Cash	3.90	Recognition	3.90	Recognition
17064005026	McLean County USD 5	Cash	2.90	Early Warning	3.25	Review *
19022011002	Medinah SD 11	Cash	3.90	Recognition	3.90	Recognition
35050289004	Mendota CCSD 289	Cash	3.55	Recognition	3.55	Recognition
35050280017	Mendota Twp HSD 280	Cash	3.55	Recognition	3.55	Recognition

* Indicates those school districts with a change in designation category due to the adjustment of late mandated categorical payments.

Note: Whiteside School District did not submit an FY15 AFR and is placed in the Financial Watch category.

<u>RCDI</u>	<u>District</u>	<u>Acct Basis</u>	<u>Original Score</u>	<u>Original Designation</u>	<u>Adjusted Score</u>	<u>Adjusted Designation</u>
33066404026	Mercer County School District 404	Cash	3.90	Recognition	3.90	Recognition
01069011026	Meredosia-Chambersburg CUSD 11	Cash	3.65	Recognition	4.00	Recognition
30077101026	Meridian CUSD 101	Cash	2.80	Early Warning	3.15	Review *
39055015026	Meridian CUSD 15	Cash	2.80	Early Warning	3.15	Review *
47071223026	Meridian CUSD 223	Cash	3.80	Recognition	3.90	Recognition
53102001004	Metamora CCSD 1	Cash	3.25	Review	3.25	Review
35059007026	Midland CUSD 7	Cash	3.65	Recognition	4.00	Recognition
07016143002	Midlothian SD 143	Cash	3.65	Recognition	3.65	Recognition
53060191026	Midwest Central CUSD 191	Cash	3.55	Recognition	3.90	Recognition
32038124026	Milford Area PSD 124	Cash	3.65	Recognition	3.65	Recognition
34049024004	Millburn CCSD 24	Accrual	2.55	Watch	2.55	Watch
35050210004	Miller Twp CCSD 210	Cash	2.75	Early Warning	2.75	Early Warning
50082160004	Millstadt CCSD 160	Cash	3.35	Review	3.35	Review
24032201004	Minooka CCSD 201	Cash	3.35	Review	3.35	Review
24032111016	Minooka CHSD 111	Cash	3.35	Review	3.35	Review
56099159002	Mokena SD 159	Cash	3.65	Recognition	3.65	Recognition
49081040022	Moline-Coal Valley CUSD 40	Accrual	4.00	Recognition	4.00	Recognition
32046001026	Momence CUSD 1	Cash	2.90	Early Warning	2.90	Early Warning
33094238026	Monmouth-Roseville CUSD 238	Cash	3.90	Recognition	3.90	Recognition
48072070002	Monroe SD 70	Cash	3.65	Recognition	3.65	Recognition
39074025026	Monticello CUSD 25	Cash	4.00	Recognition	4.00	Recognition
47098145004	Montmorency CCSD 145	Cash	3.45	Review	3.45	Review
24032101016	Morris CHSD 101	Cash	2.75	Early Warning	2.75	Early Warning
24032054002	Morris SD 54	Cash	2.45	Watch	2.45	Watch

* Indicates those school districts with a change in designation category due to the adjustment of late mandated categorical payments.

Note: Whiteside School District did not submit an FY15 AFR and is placed in the Financial Watch category.

<u>RCDI</u>	<u>District</u>	<u>Acct Basis</u>	<u>Original Score</u>	<u>Original Designation</u>	<u>Adjusted Score</u>	<u>Adjusted Designation</u>
47098006026	Morrison CUSD 6	Cash	3.90	Recognition	3.90	Recognition
03011001026	Morrisonville CUSD 1	Cash	3.45	Review	3.45	Review
53090709026	Morton CUSD 709	Cash	3.65	Recognition	3.65	Recognition
05016070002	Morton Grove SD 70	Cash	3.90	Recognition	3.90	Recognition
40056005026	Mount Olive CUSD 5	Cash	3.10	Review	3.10	Review
05016057002	Mount Prospect SD 57	Accrual	4.00	Recognition	4.00	Recognition
13041080002	Mount Vernon SD 80	Cash	3.45	Review	3.45	Review
17054023026	Mt Pulaski CUSD 23	Cash	3.90	Recognition	3.90	Recognition
13041201017	Mt Vernon Twp HSD 201	Cash	3.60	Recognition	3.60	Recognition
39055003026	Mt Zion CUSD 3	Cash	3.60	Recognition	3.60	Recognition
03003001026	Mulberry Grove CUSD 1	Cash	3.35	Review	3.35	Review
34049120013	Mundelein Cons HSD 120	Accrual	3.90	Recognition	3.90	Recognition
34049075002	Mundelein ESD 75	Cash	3.45	Review	3.45	Review
30039186026	Murphysboro CUSD 186	Cash	3.10	Review	3.10	Review
53090102002	N Pekin & Marquette Hght SD 102	Cash	3.80	Recognition	3.80	Recognition
19022203026	Naperville CUSD 203	Accrual	4.00	Recognition	4.00	Recognition
13095049004	Nashville CCSD 49	Cash	3.55	Recognition	3.55	Recognition
13095099016	Nashville CHSD 99	Cash	3.65	Recognition	3.65	Recognition
26034325026	Nauvoo-Colusa CUSD 325	Cash	3.45	Review	3.45	Review
11018003026	Neoga CUSD 3	Cash	2.65	Early Warning	3.00	Early Warning
24032024C04	Nettle Creek CCSD 24C	Cash	3.65	Recognition	3.65	Recognition
50082060026	New Athens CUSD 60	Cash	3.10	Review	3.20	Review
51084016026	New Berlin CUSD 16	Cash	3.80	Recognition	3.80	Recognition
17054088002	New Holland-Middletown ED 88	Cash	4.00	Recognition	4.00	Recognition

* Indicates those school districts with a change in designation category due to the adjustment of late mandated categorical payments.

Note: Whiteside School District did not submit an FY15 AFR and is placed in the Financial Watch category.

<u>RCDI</u>	<u>District</u>	<u>Acct Basis</u>	<u>Original Score</u>	<u>Original Designation</u>	<u>Adjusted Score</u>	<u>Adjusted Designation</u>
20096006004	New Hope CCSD 6	Cash	3.55	Recognition	3.90	Recognition
56099122002	New Lenox SD 122	Cash	3.25	Review	3.60	Recognition *
21044032003	New Simpson Hill SD 32	Cash	3.45	Review	3.45	Review
05016203017	New Trier Twp HSD 203	Accrual	3.90	Recognition	3.90	Recognition
24047066004	Newark CCSD 66	Cash	3.55	Recognition	3.55	Recognition
24047018016	Newark CHSD 18	Cash	3.65	Recognition	3.65	Recognition
05016071002	Niles ESD 71	Accrual	4.00	Recognition	4.00	Recognition
05016219017	Niles Twp CHSD 219	Accrual	3.80	Recognition	3.80	Recognition
44063002003	Nippersink SD 2	Accrual	4.00	Recognition	4.00	Recognition
03068022026	Nokomis CUSD 22	Cash	3.65	Recognition	3.65	Recognition
06016080002	Norridge SD 80	Accrual	3.55	Recognition	3.55	Recognition
20097003026	Norris City-Omaha-Enfield CUSD 3	Cash	3.10	Review	3.10	Review
04004200026	North Boone CUSD 200	Cash	3.80	Recognition	3.80	Recognition
34049187026	North Chicago SD 187	Accrual	3.60	Recognition	3.60	Recognition
12013025026	North Clay CUSD 25	Cash	4.00	Recognition	4.00	Recognition
40031003026	North Greene CUSD 3	Cash	3.10	Review	3.10	Review
40056034026	North Mac CUSD 34	Cash	3.90	Recognition	3.90	Recognition
07016117002	North Palos SD 117	Cash	3.80	Recognition	3.80	Recognition
34049112002	North Shore SD 112	Accrual	4.00	Recognition	4.00	Recognition
13014186002	North Wamac SD 186	Cash	4.00	Recognition	4.00	Recognition
20096200026	North Wayne CUSD 200	Cash	3.65	Recognition	3.65	Recognition
05016027002	Northbrook ESD 27	Accrual	4.00	Recognition	4.00	Recognition
05016028002	Northbrook SD 28	Accrual	4.00	Recognition	4.00	Recognition
05016030002	Northbrook/Glenview SD 30	Accrual	4.00	Recognition	4.00	Recognition

* Indicates those school districts with a change in designation category due to the adjustment of late mandated categorical payments.

Note: Whiteside School District did not submit an FY15 AFR and is placed in the Financial Watch category.

<u>RCDI</u>	<u>District</u>	<u>Acct Basis</u>	<u>Original Score</u>	<u>Original Designation</u>	<u>Adjusted Score</u>	<u>Adjusted Designation</u>
050162225017	Northfield Twp HSD 225	Accrual	3.90	Recognition	3.90	Recognition
40056002026	Northwestern CUSD 2	Cash	3.65	Recognition	3.65	Recognition
48072063002	Norwood ESD 63	Cash	3.65	Recognition	3.65	Recognition
50082090004	O Fallon CCSD 90	Cash	2.80	Early Warning	2.90	Early Warning
50082203017	O Fallon Twp HSD 203	Cash	3.35	Review	3.35	Review
34049068002	Oak Grove SD 68	Accrual	3.30	Review	3.30	Review
48072068002	Oak Grove SD 68	Cash	3.55	Recognition	3.55	Recognition
07016229016	Oak Lawn CHSD 229	Cash	3.55	Recognition	3.55	Recognition
07016123002	Oak Lawn-Hometown SD 123	Cash	3.60	Recognition	3.60	Recognition
06016200013	Oak Park - River Forest SD 200	Accrual	3.65	Recognition	3.65	Recognition
06016097002	Oak Park ESD 97	Accrual	3.55	Recognition	3.55	Recognition
13095001004	Oakdale CCSD 1	Cash	3.90	Recognition	4.00	Recognition
11015005026	Oakland CUSD 5	Cash	3.45	Review	3.45	Review
54092076026	Oakwood CUSD 76	Cash	2.45	Watch	2.45	Watch
12017004026	Oblong CUSD 4	Cash	3.35	Review	3.35	Review
17053435004	Odell CCSD 435	Cash	3.55	Recognition	3.90	Recognition
13058722026	Odin PSD 722	Cash	3.10	Review	3.10	Review
35050125002	Oglesby ESD 125	Cash	3.55	Recognition	3.55	Recognition
28006017004	Ohio CCSD 17	Cash	4.00	Recognition	4.00	Recognition
28006505016	Ohio CHSD 505	Cash	4.00	Recognition	4.00	Recognition
11070302026	Okaw Valley CUSD 302	Cash	4.00	Recognition	4.00	Recognition
17064016026	Olympia CUSD 16	Cash	3.45	Review	3.45	Review
13041005004	Opdyke-Belle-Rive CCSD 5	Cash	4.00	Recognition	4.00	Recognition
08089203026	Orangeville CUSD 203	Cash	3.45	Review	3.45	Review

* Indicates those school districts with a change in designation category due to the adjustment of late mandated categorical payments.

Note: Whiteside School District did not submit an FY15 AFR and is placed in the Financial Watch category.

<u>RCDI</u>	<u>District</u>	<u>Acct Basis</u>	<u>Original Score</u>	<u>Original Designation</u>	<u>Adjusted Score</u>	<u>Adjusted Designation</u>
47071220026	Oregon CUSD 220	Cash	3.90	Recognition	3.90	Recognition
28037223026	Orion CUSD 223	Cash	3.45	Review	3.45	Review
07016135002	Orland SD 135	Accrual	3.65	Recognition	3.65	Recognition
35050141002	Ottawa ESD 141	Cash	2.65	Early Warning	2.65	Early Warning
35050140017	Ottawa Twp HSD 140	Cash	3.55	Recognition	3.55	Recognition
05016015004	Palatine CCSD 15	Accrual	3.90	Recognition	3.90	Recognition
12017003026	Palestine CUSD 3	Cash	3.35	Review	3.45	Review
07016118004	Palos CCSD 118	Accrual	4.00	Recognition	4.00	Recognition
07016128002	Palos Heights SD 128	Cash	4.00	Recognition	4.00	Recognition
03011008026	Pana CUSD 8	Cash	3.55	Recognition	3.55	Recognition
03068002026	Panhandle CUSD 2	Cash	3.45	Review	3.45	Review
11023004026	Paris CUSD 4	Cash	3.35	Review	3.35	Review
11023095025	Paris-Union SD 95	Cash	3.25	Review	3.25	Review
07016163002	Park Forest SD 163	Cash	3.60	Recognition	3.60	Recognition
05016064004	Park Ridge CCSD 64	Accrual	4.00	Recognition	4.00	Recognition
13058100026	Patoka CUSD 100	Cash	3.55	Recognition	3.55	Recognition
47052271026	Paw Paw CUSD 271	Cash	3.25	Review	3.25	Review
51084011026	Pawnee CUSD 11	Cash	4.00	Recognition	4.00	Recognition
09027010026	Paxton-Buckley-Loda CUD 10	Cash	3.65	Recognition	4.00	Recognition
01001001026	Payson CUSD 1	Cash	3.90	Recognition	3.90	Recognition
08089200026	Pearl City CUSD 200	Cash	3.55	Recognition	3.55	Recognition
04101321026	Pecatonica CUSD 321	Cash	3.65	Recognition	3.65	Recognition
53090303016	Pekin CSD 303	Cash	3.90	Recognition	3.90	Recognition
53090108002	Pekin PSD 108	Cash	3.10	Review	3.10	Review

* Indicates those school districts with a change in designation category due to the adjustment of late mandated categorical payments.

Note: Whiteside School District did not submit an FY15 AFR and is placed in the Financial Watch category.

<u>RCDI</u>	<u>District</u>	<u>Acct Basis</u>	<u>Original Score</u>	<u>Original Designation</u>	<u>Adjusted Score</u>	<u>Adjusted Designation</u>
32046259004	Pembroke CCSD 259	Cash	2.65	Early Warning	2.65	Early Warning
06016079002	Pennoyer SD 79	Cash	3.00	Early Warning	3.35	Review *
48072325026	Peoria Heights CUSD 325	Cash	3.45	Review	3.45	Review
48072150025	Peoria SD 150	Accrual	2.80	Early Warning	2.80	Early Warning
56099207U26	Peotone CUSD 207U	Cash	3.10	Review	3.10	Review
35050124002	Peru ESD 124	Cash	3.25	Review	3.25	Review
01075010026	Pikeland CUSD 10	Cash	3.55	Recognition	3.55	Recognition
30073101016	Pinckneyville CHSD 101	Cash	2.45	Watch	2.45	Watch
30073050002	Pinckneyville SD 50	Cash	3.55	Recognition	3.65	Recognition
56099202022	Plainfield SD 202	Accrual	3.35	Review	3.35	Review
24047088026	Plano CUSD 88	Cash	3.70	Recognition	3.70	Recognition
01075003026	Pleasant Hill CUSD 3	Cash	2.55	Watch	2.90	Early Warning *
48072069002	Pleasant Hill SD 69	Cash	3.55	Recognition	3.55	Recognition
51084008026	Pleasant Plains CUSD 8	Cash	3.65	Recognition	4.00	Recognition
48072062002	Pleasant Valley SD 62	Cash	4.00	Recognition	4.00	Recognition
06016107002	Pleasantdale SD 107	Accrual	4.00	Recognition	4.00	Recognition
47071222026	Polo CUSD 222	Cash	4.00	Recognition	4.00	Recognition
17053429004	Pontiac CCSD 429	Cash	3.55	Recognition	3.55	Recognition
17053090017	Pontiac Twp HSD 90	Cash	3.00	Early Warning	3.35	Review *
50082105002	Pontiac-W Holiday SD 105	Cash	3.55	Recognition	3.55	Recognition
20076001026	Pope Co CUD 1	Cash	3.65	Recognition	3.65	Recognition
51065202026	Porta CUSD 202	Cash	3.00	Early Warning	3.00	Early Warning
07016143502	Posen-Robbins ESD 143-5	Cash	3.80	Recognition	3.80	Recognition
54092010026	Potomac CUSD 10	Cash	3.55	Recognition	3.55	Recognition

* Indicates those school districts with a change in designation category due to the adjustment of late mandated categorical payments.

Note: Whiteside School District did not submit an FY15 AFR and is placed in the Financial Watch category.

<u>RCDI</u>	<u>District</u>	<u>Acct Basis</u>	<u>Original Score</u>	<u>Original Designation</u>	<u>Adjusted Score</u>	<u>Adjusted Designation</u>
17053008026	Prairie Central CUSD 8	Cash	3.55	Recognition	3.55	Recognition
45079134004	Prairie Du Rocher CCSD 134	Cash	3.55	Recognition	3.55	Recognition
44063046003	Prairie Grove CSD 46	Cash	3.90	Recognition	3.90	Recognition
04101133004	Prairie Hill CCSD 133	Cash	3.35	Review	3.70	Recognition *
07016144002	Prairie-Hills ESD 144	Cash	3.60	Recognition	3.60	Recognition
09010197004	Prairieview-Ogden CCSD 197	Cash	4.00	Recognition	4.00	Recognition
28006115002	Princeton ESD 115	Accrual	2.30	Watch	2.30	Watch
28006500015	Princeton HSD 500	Accrual	3.65	Recognition	3.65	Recognition
48072326026	Princeville CUSD 326	Cash	3.25	Review	3.25	Review
47098003026	Prophetstown-Lyndon-Tampico CUSD	Cash	3.55	Recognition	3.55	Recognition
05016023002	Prospect Heights SD 23	Cash	3.45	Review	3.80	Recognition *
06016209017	Proviso Twp HSD 209	Accrual	3.90	Recognition	3.90	Recognition
35078535026	Putnam County CUSD 535	Cash	3.65	Recognition	3.65	Recognition
19022016002	Queen Bee SD 16	Accrual	3.60	Recognition	3.60	Recognition
01001172022	Quincy SD 172	Cash	3.10	Review	3.45	Review
33048208026	R O W V A CUSD 208	Cash	3.35	Review	3.35	Review
13058001003	Raccoon Cons SD 1	Cash	3.65	Recognition	3.65	Recognition
03026204026	Ramsey CUSD 204	Cash	3.65	Recognition	3.65	Recognition
53090098002	Rankin CSD 98	Cash	3.90	Recognition	3.90	Recognition
09010137002	Rantoul City SD 137	Cash	3.60	Recognition	3.60	Recognition
09010193017	Rantoul Township HSD 193	Cash	3.90	Recognition	3.90	Recognition
07016220017	Reavis Twp HSD 220	Cash	3.45	Review	3.80	Recognition *
45079132026	Red Bud CUSD 132	Cash	4.00	Recognition	4.00	Recognition
12051010026	Red Hill CUSD 10	Cash	2.80	Early Warning	2.90	Early Warning

* Indicates those school districts with a change in designation category due to the adjustment of late mandated categorical payments.

Note: Whiteside School District did not submit an FY15 AFR and is placed in the Financial Watch category.

<u>RCDI</u>	<u>District</u>	<u>Acct Basis</u>	<u>Original Score</u>	<u>Original Designation</u>	<u>Adjusted Score</u>	<u>Adjusted Designation</u>
56099255U26	Reed Custer CUSD 255U	Cash	4.00	Recognition	4.00	Recognition
06016084502	Rhodes SD 84-5	Cash	3.55	Recognition	3.55	Recognition
07016227017	Rich Twp HSD 227	Cash	3.80	Recognition	3.80	Recognition
12080001026	Richland County CUSD 1	Cash	3.35	Review	3.70	Recognition *
56099088A02	Richland GSD 88A	Cash	3.60	Recognition	3.60	Recognition
44063157016	Richmond-Burton CHSD 157	Cash	3.90	Recognition	3.90	Recognition
07016122002	Ridgeland SD 122	Cash	3.70	Recognition	3.70	Recognition
17064019026	Ridgeview CUSD 19	Cash	4.00	Recognition	4.00	Recognition
06016234016	Ridgewood CHSD 234	Accrual	3.70	Recognition	3.70	Recognition
44063018004	Riley CCSD 18	Cash	4.00	Recognition	4.00	Recognition
47098002026	River Bend CUSD 2	Cash	3.55	Recognition	3.55	Recognition
06016090002	River Forest SD 90	Accrual	4.00	Recognition	4.00	Recognition
06016085502	River Grove SD 85-5	Accrual	3.45	Review	3.45	Review
08043210026	River Ridge CUSD 210	Cash	4.00	Recognition	4.00	Recognition
05016026002	River Trails SD 26	Accrual	3.90	Recognition	3.90	Recognition
49081100026	Riverdale CUSD 100	Cash	3.55	Recognition	3.55	Recognition
06016096002	Riverside SD 96	Accrual	4.00	Recognition	4.00	Recognition
06016208017	Riverside-Brookfield Twp SD 208	Accrual	3.70	Recognition	3.70	Recognition
51084014026	Riverton CUSD 14	Cash	3.55	Recognition	3.55	Recognition
53102002004	Riverview CCSD 2	Cash	3.65	Recognition	3.65	Recognition
53102060026	Roanoke Benson CUSD 60	Cash	3.35	Review	3.35	Review
53090085002	Robein SD 85	Cash	3.65	Recognition	4.00	Recognition
12017002026	Robinson CUSD 2	Cash	3.35	Review	3.35	Review
47071231004	Rochelle CCSD 231	Cash	3.80	Recognition	3.80	Recognition

* Indicates those school districts with a change in designation category due to the adjustment of late mandated categorical payments.

Note: Whiteside School District did not submit an FY15 AFR and is placed in the Financial Watch category.

<u>RCDI</u>	<u>District</u>	<u>Acct Basis</u>	<u>Original Score</u>	<u>Original Designation</u>	<u>Adjusted Score</u>	<u>Adjusted Designation</u>
47071212017	Rochelle Twp HSD 212	Cash	3.80	Recognition	3.80	Recognition
51084003A26	Rochester CUSD 3A	Cash	3.35	Review	3.70	Recognition *
47098013002	Rock Falls ESD 13	Cash	2.80	Early Warning	3.15	Review *
47098301017	Rock Falls Twp HSD 301	Cash	3.65	Recognition	3.65	Recognition
49081041025	Rock Island SD 41	Accrual	3.80	Recognition	3.80	Recognition
56099084002	Rockdale SD 84	Cash	3.80	Recognition	3.80	Recognition
04101205025	Rockford SD 205	Accrual	3.70	Recognition	3.70	Recognition
49081300026	Rockridge CUSD 300	Cash	3.45	Review	3.45	Review
04101140004	Rockton SD 140	Cash	3.80	Recognition	3.80	Recognition
13041002004	Rome CCSD 2	Cash	3.65	Recognition	3.65	Recognition
34049072002	Rondout SD 72	Cash	4.00	Recognition	4.00	Recognition
17053425004	Rooks Creek CCSD 425	Cash	3.65	Recognition	3.65	Recognition
19022012002	Roselle SD 12	Accrual	3.55	Recognition	3.55	Recognition
06016078002	Rosemont ESD 78	Cash	3.55	Recognition	3.55	Recognition
54092007026	Rossville-Alvin CUSD 7	Cash	3.35	Review	3.35	Review
34049116026	Round Lake CUSD 116	Accrual	3.35	Review	3.35	Review
41057001026	Roxana CUSD 1	Cash	3.90	Recognition	3.90	Recognition
35050230004	Rutland CCSD 230	Cash	3.65	Recognition	3.65	Recognition
13058600016	Salem CHSD 600	Cash	4.00	Recognition	4.00	Recognition
13058111002	Salem SD 111	Cash	4.00	Recognition	4.00	Recognition
19022048002	Salt Creek SD 48	Cash	4.00	Recognition	4.00	Recognition
13058501026	Sandoval CUSD 501	Cash	3.35	Review	3.35	Review
07016172002	Sandridge SD 172	Cash	3.90	Recognition	3.90	Recognition
16019430026	Sandwich CUSD 430	Cash	2.30	Watch	2.65	Early Warning *

* Indicates those school districts with a change in designation category due to the adjustment of late mandated categorical payments.

Note: Whiteside School District did not submit an FY15 AFR and is placed in the Financial Watch category.

<u>RCDI</u>	<u>District</u>	<u>Acct Basis</u>	<u>Original Score</u>	<u>Original Designation</u>	<u>Adjusted Score</u>	<u>Adjusted Designation</u>
39055009026	Sangamon Valley CUSD 9	Cash	4.00	Recognition	4.00	Recognition
24032060C04	Saratoga CCSD 60C	Cash	3.45	Review	3.80	Recognition *
17053438004	Saunemin CCSD 438	Cash	4.00	Recognition	4.00	Recognition
08043211026	Scales Mound CUSD 211	Cash	4.00	Recognition	4.00	Recognition
05016054004	Schaumburg CCSD 54	Accrual	3.65	Recognition	3.65	Recognition
06016081002	Schiller Park SD 81	Accrual	3.70	Recognition	3.70	Recognition
26085005026	Schuyler-Industry CUSD 5	Cash	3.00	Early Warning	3.00	Early Warning
01086002026	Scott-Morgan CUSD 2	Cash	3.65	Recognition	3.65	Recognition
19022045002	SD 45 DuPage County	Accrual	3.80	Recognition	3.80	Recognition
31045046022	SD U-46	Accrual	3.80	Recognition	3.80	Recognition
13058010004	Selmaville CCSD 10	Cash	3.55	Recognition	3.55	Recognition
35050170004	Seneca CCSD 170	Cash	4.00	Recognition	4.00	Recognition
35050160017	Seneca Twp HSD 160	Cash	4.00	Recognition	4.00	Recognition
35050002026	Serena CUSD 2	Cash	3.55	Recognition	3.55	Recognition
21028196026	Sesser-Valier CUSD 196	Cash	3.65	Recognition	3.65	Recognition
30091084026	Shawnee CUSD 84	Cash	3.90	Recognition	3.90	Recognition
11087004026	Shelbyville CUSD 4	Cash	3.90	Recognition	3.90	Recognition
49081200026	Sherrard CUSD 200	Cash	3.55	Recognition	3.90	Recognition
11023001026	Shiloh CUSD 1	Cash	4.00	Recognition	4.00	Recognition
50082085002	Shiloh Village SD 85	Cash	2.90	Early Warning	3.00	Early Warning
04101134004	Shirland CCSD 134	Cash	4.00	Recognition	4.00	Recognition
50082181002	Signal Hill SD 181	Cash	3.35	Review	3.70	Recognition *
49081034002	Silvis SD 34	Cash	3.45	Review	3.45	Review
05016068002	Skokie SD 68	Accrual	3.65	Recognition	3.65	Recognition

* Indicates those school districts with a change in designation category due to the adjustment of late mandated categorical payments.

Note: Whiteside School District did not submit an FY15 AFR and is placed in the Financial Watch category.

<u>RCDI</u>	<u>District</u>	<u>Acct Basis</u>	<u>Original Score</u>	<u>Original Designation</u>	<u>Adjusted Score</u>	<u>Adjusted Designation</u>
05016069002	Skokie SD 69	Cash	3.90	Recognition	3.90	Recognition
05016073502	Skokie SD 73-5	Accrual	3.90	Recognition	3.90	Recognition
50082130004	Smithton CCSD 130	Cash	3.65	Recognition	3.65	Recognition
16019432026	Somonauk CUSD 432	Cash	3.90	Recognition	3.90	Recognition
13058401026	South Central CUD 401	Cash	3.45	Review	3.45	Review
03011014024	South Fork SD 14	Cash	3.70	Recognition	3.70	Recognition
07016150002	South Holland SD 150	Cash	3.90	Recognition	3.90	Recognition
07016151002	South Holland SD 151	Cash	3.70	Recognition	3.70	Recognition
53090137002	South Pekin SD 137	Cash	3.25	Review	3.25	Review
24032074003	South Wilmington CCSD 74	Cash	1.60	Watch	1.60	Watch
26034337026	Southeastern CUSD 337	Cash	3.55	Recognition	3.55	Recognition
40056009026	Southwestern CUSD 9	Cash	3.35	Review	3.35	Review
45079140026	Sparta CUSD 140	Cash	2.65	Early Warning	3.35	Review
26029004026	Spoon River Valley CUSD 4	Cash	4.00	Recognition	4.00	Recognition
53090606004	Spring Lake CCSD 606	Cash	2.65	Early Warning	2.65	Early Warning
28006099004	Spring Valley CCSD 99	Cash	3.35	Review	3.35	Review
51084186025	Springfield SD 186	Accrual	3.35	Review	3.35	Review
32046256004	St Anne CCSD 256	Cash	3.65	Recognition	3.65	Recognition
32046302016	St Anne CHSD 302	Cash	3.55	Recognition	3.55	Recognition
31045303026	St Charles CUSD 303	Accrual	4.00	Recognition	4.00	Recognition
03026202026	St Elmo CUSD 202	Cash	3.45	Review	3.45	Review
32046258004	St George CCSD 258	Cash	3.70	Recognition	3.70	Recognition
09010169004	St Joseph CCSD 169	Cash	3.35	Review	3.35	Review
09010305016	St Joseph Ogden CHSD 305	Cash	3.80	Recognition	3.80	Recognition

* Indicates those school districts with a change in designation category due to the adjustment of late mandated categorical payments.

Note: Whiteside School District did not submit an FY15 AFR and is placed in the Financial Watch category.

<u>RCDI</u>	<u>District</u>	<u>Acct Basis</u>	<u>Original Score</u>	<u>Original Designation</u>	<u>Adjusted Score</u>	<u>Adjusted Designation</u>
50082030003	St Libory Cons SD 30	Cash	2.65	Early Warning	2.65	Early Warning
13014141502	St Rose SD 14-15	Cash	3.65	Recognition	3.65	Recognition
28088100026	Stark County CUSD 100	Cash	3.55	Recognition	3.55	Recognition
40056006026	Staunton CUSD 6	Cash	3.55	Recognition	3.55	Recognition
45079138026	Steeleville CUSD 138	Cash	3.55	Recognition	3.55	Recognition
07016194002	Steger SD 194	Cash	3.55	Recognition	3.55	Recognition
47098005026	Sterling CUSD 5	Accrual	3.80	Recognition	3.80	Recognition
47052220002	Steward ESD 220	Cash	4.00	Recognition	4.00	Recognition
11087005A26	Stewardson-Strasburg CUD 5A	Cash	3.80	Recognition	3.80	Recognition
08043206026	Stockton CUSD 206	Cash	3.65	Recognition	3.65	Recognition
35050044002	Streator ESD 44	Cash	1.65	Watch	2.00	Watch
35050040017	Streator Twp HSD 40	Cash	3.45	Review	3.45	Review
11070300026	Sullivan CUSD 300	Cash	3.65	Recognition	4.00	Recognition
13041079002	Summersville SD 79	Cash	4.00	Recognition	4.00	Recognition
56099161002	Summit Hill SD 161	Accrual	3.70	Recognition	3.70	Recognition
07016104002	Summit SD 104	Accrual	2.45	Watch	2.45	Watch
07016171002	Sunnybrook SD 171	Cash	3.45	Review	3.45	Review
05016029002	Sunset Ridge SD 29	Accrual	4.00	Recognition	4.00	Recognition
16019427026	Sycamore CUSD 427	Accrual	2.80	Early Warning	2.80	Early Warning
56099090002	Taft SD 90	Cash	3.25	Review	3.25	Review
30073005002	Tamaroa School Dist 5	Cash	2.65	Early Warning	2.65	Early Warning
03011003026	Taylorville CUSD 3	Cash	3.80	Recognition	3.80	Recognition
03025050026	Teutopolis CUSD 50	Cash	3.90	Recognition	3.90	Recognition
09010130004	Thomasboro CCSD 130	Cash	3.65	Recognition	3.65	Recognition

* Indicates those school districts with a change in designation category due to the adjustment of late mandated categorical payments.

Note: Whiteside School District did not submit an FY15 AFR and is placed in the Financial Watch category.

<u>RCDI</u>	<u>District</u>	<u>Acct Basis</u>	<u>Original Score</u>	<u>Original Designation</u>	<u>Adjusted Score</u>	<u>Adjusted Designation</u>
21028174026	Thompsonville CUSD 174	Cash	3.70	Recognition	3.70	Recognition
07016215017	Thornton Fractional Twp HSD 215	Cash	3.80	Recognition	3.80	Recognition
07016154002	Thornton SD 154	Cash	3.45	Review	3.45	Review
07016205017	Thornton Twp HSD 205	Cash	3.45	Review	3.45	Review
09010007026	Tolono CUSD 7	Cash	3.45	Review	3.80	Recognition *
35050079004	Tonica CCSD 79	Cash	3.65	Recognition	4.00	Recognition
05016211017	Township HSD 211	Accrual	4.00	Recognition	4.00	Recognition
05016214017	Township HSD 214	Accrual	4.00	Recognition	4.00	Recognition
53090702026	Tremont CUSD 702	Cash	3.35	Review	3.35	Review
51084001026	Tri City CUSD 1	Cash	3.55	Recognition	3.55	Recognition
17053006J26	Tri Point CUSD 6-J	Cash	2.75	Early Warning	2.75	Early Warning
17064003026	Tri Valley CUSD 3	Cash	3.55	Recognition	3.65	Recognition
41057002026	Triad CUSD 2	Cash	2.00	Watch	2.35	Watch
30039176026	Trico CUSD 176	Cash	3.45	Review	3.45	Review
01069027026	Triopia CUSD 27	Cash	3.25	Review	3.25	Review
56099030C04	Troy CCSD 30C	Cash	3.35	Review	3.35	Review
11021301026	Tuscola CUSD 301	Cash	3.10	Review	3.10	Review
34049113017	Twp HSD 113	Accrual	3.90	Recognition	3.90	Recognition
06016086002	Union Ridge SD 86	Cash	3.65	Recognition	3.65	Recognition
56099081002	Union SD 81	Cash	3.70	Recognition	3.70	Recognition
33094304026	United CUSD 304	Cash	3.00	Early Warning	3.35	Review *
49081030017	United Twp HSD 30	Cash	3.65	Recognition	3.65	Recognition
30039140004	Unity Point CCSD 140	Cash	3.10	Review	3.45	Review
09010116022	Urbana SD 116	Accrual	2.90	Early Warning	2.90	Early Warning

* Indicates those school districts with a change in designation category due to the adjustment of late mandated categorical payments.

Note: Whiteside School District did not submit an FY15 AFR and is placed in the Financial Watch category.

<u>RCDI</u>	<u>District</u>	<u>Acct Basis</u>	<u>Original Score</u>	<u>Original Designation</u>	<u>Adjusted Score</u>	<u>Adjusted Designation</u>
26029002026	V I T CUSD 2	Cash	4.00	Recognition	4.00	Recognition
56099365U26	Valley View CUSD 365U	Accrual	3.60	Recognition	3.60	Recognition
45067003026	Valmeyer CUSD 3	Cash	3.55	Recognition	3.55	Recognition
03026203026	Vandalia CUSD 203	Cash	3.25	Review	3.25	Review
41057003026	Venice CUSD 3	Cash	4.00	Recognition	4.00	Recognition
21044133017	Vienna HSD 133	Cash	3.10	Review	3.10	Review
21044055002	Vienna SD 55	Cash	2.80	Early Warning	3.15	Review *
11021302026	Villa Grove CUSD 302	Cash	3.55	Recognition	3.55	Recognition
01009064026	Virginia CUSD 64	Cash	2.80	Early Warning	2.80	Early Warning
07016147002	W Harvey-Dixmoor PSD 147	Cash	3.25	Review	3.25	Review
20093348026	Wabash CUSD 348	Accrual	1.95	Watch	2.05	Watch
35050195004	Wallace CCSD 195	Cash	3.00	Early Warning	3.00	Early Warning
35050185004	Waltham CCSD 185	Cash	3.65	Recognition	3.65	Recognition
13041001026	Waltonville CUSD 1	Cash	3.55	Recognition	3.55	Recognition
08043205026	Warren CUSD 205	Cash	3.90	Recognition	3.90	Recognition
34049121017	Warren Twp HSD 121	Accrual	3.70	Recognition	3.70	Recognition
39055011026	Warrensburg-Latham CUSD 11	Cash	3.35	Review	3.35	Review
26034316026	Warsaw CUSD 316	Cash	2.20	Watch	2.65	Early Warning *
53090308016	Washington CHSD 308	Cash	3.45	Review	3.45	Review
53090052002	Washington SD 52	Cash	3.55	Recognition	3.55	Recognition
45067005026	Waterloo CUSD 5	Cash	3.25	Review	3.25	Review
34049118026	Wauconda CUSD 118	Cash	3.70	Recognition	3.70	Recognition
34049060026	Waukegan CUSD 60	Cash	2.90	Early Warning	2.90	Early Warning
01069006026	Waverly CUSD 6	Cash	3.80	Recognition	3.80	Recognition

* Indicates those school districts with a change in designation category due to the adjustment of late mandated categorical payments.

Note: Whiteside School District did not submit an FY15 AFR and is placed in the Financial Watch category.

<u>RCDI</u>	<u>District</u>	<u>Acct Basis</u>	<u>Original Score</u>	<u>Original Designation</u>	<u>Adjusted Score</u>	<u>Adjusted Designation</u>
20096100026	Wayne City CUSD 100	Cash	3.15	Review	3.60	Recognition *
13041204017	Webber Twp HSD 204	Cash	2.15	Watch	2.50	Watch
13014003026	Wesclin CUSD 3	Cash	3.35	Review	3.35	Review
08008314026	West Carroll CUSD 314	Cash	3.35	Review	3.70	Recognition *
33036235026	West Central CUSD 235	Cash	3.65	Recognition	3.65	Recognition
19022033002	West Chicago ESD 33	Accrual	3.70	Recognition	3.70	Recognition
17054092004	West Lincoln-Broadwell ESD 92	Cash	3.65	Recognition	3.65	Recognition
05016031002	West Northfield SD 31	Accrual	4.00	Recognition	4.00	Recognition
26062103026	West Prairie CUSD 103	Cash	3.65	Recognition	3.65	Recognition
13095010026	West Washington Co CUD 10	Cash	3.35	Review	3.70	Recognition *
06016092502	Westchester SD 92-5	Cash	3.80	Recognition	3.80	Recognition
01075012026	Western CUSD 12	Cash	3.35	Review	3.45	Review
06016101002	Western Springs SD 101	Accrual	3.80	Recognition	3.80	Recognition
54092002026	Westville CUSD 2	Cash	3.45	Review	3.45	Review
28037230026	Wethersfield CUSD 230	Cash	3.55	Recognition	3.55	Recognition
05016021004	Wheeling CCSD 21	Accrual	2.30	Watch	2.30	Watch
50082115002	Whiteside SD 115	Accrual	0.00	Watch	0.00	Watch
56099092002	Will County SD 92	Cash	4.00	Recognition	4.00	Recognition
33048210026	Williamsfield CUSD 210	Cash	3.65	Recognition	3.65	Recognition
51084015026	Williamsville CUSD 15	Cash	3.55	Recognition	3.90	Recognition
13014046002	Willow Grove SD 46	Cash	2.65	Early Warning	3.00	Early Warning
07016108002	Willow Springs SD 108	Accrual	3.35	Review	3.35	Review
05016039002	Wilmette SD 39	Accrual	4.00	Recognition	4.00	Recognition
56099209U26	Wilmington CUSD 209U	Cash	3.35	Review	3.35	Review

* Indicates those school districts with a change in designation category due to the adjustment of late mandated categorical payments.

Note: Whiteside School District did not submit an FY15 AFR and is placed in the Financial Watch category.

<u>RCDI</u>	<u>District</u>	<u>Acct Basis</u>	<u>Original Score</u>	<u>Original Designation</u>	<u>Adjusted Score</u>	<u>Adjusted Designation</u>
01086001026	Winchester CUSD 1	Cash	2.75	Early Warning	3.10	Review *
11087001026	Windsor CUSD 1	Cash	3.65	Recognition	3.65	Recognition
19022034002	Winfield SD 34	Cash	3.90	Recognition	3.90	Recognition
04101323026	Winnebago CUSD 323	Cash	3.65	Recognition	3.65	Recognition
05016036002	Winnetka SD 36	Accrual	3.80	Recognition	3.80	Recognition
34049001002	Winthrop Harbor SD 1	Cash	3.90	Recognition	3.90	Recognition
50082113002	Wolf Branch SD 113	Cash	3.45	Review	3.55	Recognition *
19022007002	Wood Dale SD 7	Cash	3.65	Recognition	3.65	Recognition
41057015003	Wood River-Hartford ESD 15	Cash	3.45	Review	3.55	Recognition *
34049050004	Woodland CCSD 50	Accrual	3.80	Recognition	3.80	Recognition
17053005026	Woodland CUSD 5	Cash	3.55	Recognition	3.55	Recognition
13041004004	Woodlawn CCSD 4	Cash	2.30	Watch	2.30	Watch
13041205016	Woodlawn CHSD 205	Cash	3.10	Review	3.55	Recognition *
19022068002	Woodridge SD 68	Accrual	4.00	Recognition	4.00	Recognition
44063200026	Woodstock CUSD 200	Cash	3.70	Recognition	3.70	Recognition
07016127002	Worth SD 127	Cash	3.80	Recognition	3.80	Recognition
24047115026	Yorkville CUSD 115	Cash	3.70	Recognition	3.70	Recognition
21028188026	Zeigler-Royalton CUSD 188	Cash	2.20	Watch	2.20	Watch
34049006002	Zion ESD 6	Cash	3.60	Recognition	3.70	Recognition
34049126017	Zion-Benton Twp HSD 126	Accrual	3.90	Recognition	3.90	Recognition

* Indicates those school districts with a change in designation category due to the adjustment of late mandated categorical payments.
Note: Whiteside School District did not submit an FY15 AFR and is placed in the Financial Watch category.

2016 Financial Profile (Based upon 2015 Annual Financial Data)

Financial Profile Scores (Adjusted) – by District Name

(Scores were adjusted for delayed payment of Mandated Categoricals)

Financial Profile Scores (Adjusted) - by District Name

TOTALS: Recognition = 568 Review = 196 Early Warning = 61 Watch = 32 (857 Districts)

<u>District Name</u>	<u>Data Year</u>	<u>FBRR</u>	<u>ERR</u>	<u>DCOH</u>	<u>STB</u>	<u>LTD</u>	<u>Total Score</u>	<u>Designation</u>
Abingdon-Avon CUSD 276	2015	1.40	1.40	0.40	0.40	0.40	4.00	Recognition
	2014	1.40	1.40	0.40	0.40	0.40	4.00	Recognition
A-C Central CUSD 262	2015	1.40	1.05	0.40	0.40	0.30	3.55	Recognition
	2014	1.40	1.05	0.40	0.40	0.30	3.55	Recognition
Addison SD 4	2015	1.40	1.40	0.40	0.40	0.40	4.00	Recognition
	2014	1.40	1.40	0.40	0.40	0.30	3.90	Recognition
Adlai E Stevenson HSD 125	2015	1.40	1.40	0.40	0.40	0.40	4.00	Recognition
	2014	1.40	1.40	0.40	0.40	0.40	4.00	Recognition
Akin CCSD 91	2015	1.40	1.40	0.40	0.40	0.40	4.00	Recognition
	2014	1.40	1.40	0.40	0.40	0.40	4.00	Recognition
Albers SD 63	2015	1.40	1.40	0.40	0.40	0.40	4.00	Recognition
	2014	1.40	1.40	0.40	0.40	0.40	4.00	Recognition
Alden Hebron SD 19	2015	1.40	1.40	0.40	0.40	0.40	4.00	Recognition
	2014	1.40	1.40	0.40	0.40	0.40	4.00	Recognition
Allendale CCSD 17	2015	1.05	0.70	0.20	0.40	0.40	2.75	Early Warning
	2014	1.05	1.05	0.20	0.40	0.40	3.10	Review
Allen-Offter Creek CCSD 65	2015	1.40	1.40	0.40	0.40	0.40	4.00	Recognition
	2014	1.40	1.40	0.40	0.40	0.40	4.00	Recognition
Alsip-Hazlgrm-Oaklwn SD 126	2015	1.40	1.40	0.40	0.40	0.40	4.00	Recognition
	2014	1.40	1.40	0.40	0.40	0.40	4.00	Recognition
Altamont CUSD 10	2015	1.40	1.40	0.30	0.40	0.10	3.60	Recognition
	2014	1.05	1.05	0.20	0.40	0.20	2.90	Early Warning
Alton CUSD 11	2015	0.70	0.70	0.20	0.40	0.20	2.20	Watch
	2014	0.70	0.70	0.10	0.40	0.20	2.10	Watch
AIWood CUSD 225	2015	1.40	1.05	0.30	0.40	0.30	3.45	Review
	2014	1.40	1.05	0.30	0.40	0.30	3.45	Review
Amboy CUSD 272	2015	1.40	1.05	0.40	0.40	0.40	3.65	Recognition
	2014	1.40	1.40	0.40	0.40	0.40	4.00	Recognition

(FBRR - Fund Balance/Revenue Ratio - Weighting of 35%, EXRV - Expenditures/Revenue Ratio - Weighting of 35%, DCOH - Days Cash on Hand - Weighting of 10%, STB - Short-Term Borrowing - Weighting of 10%, and LTD - Long-Term Debt -Weighting of 10%)

Note: Because Whiteside School District 115 did not submit an FY15 AFR, they are in the Financial Match Category.

March 2016

<u>District Name</u>	<u>Data Year</u>	<u>FBRR</u>	<u>ERR</u>	<u>DCOH</u>	<u>STB</u>	<u>LTD</u>	<u>Total Score</u>	<u>Designation</u>
Anna CCSD 37	2015	1.40	1.40	0.30	0.40	0.40	3.90	Recognition
	2014	1.40	1.40	0.30	0.40	0.40	3.90	Recognition
Anna Jonesboro CHSD 81	2015	1.40	1.40	0.30	0.40	0.40	3.90	Recognition
	2014	1.40	1.05	0.30	0.40	0.40	3.55	Recognition
Annawan CUSD 226	2015	1.40	1.05	0.40	0.40	0.40	3.65	Recognition
	2014	1.40	1.05	0.40	0.40	0.30	3.55	Recognition
Antioch CCSD 34	2015	1.40	1.05	0.40	0.40	0.40	3.65	Recognition
	2014	1.40	1.05	0.40	0.40	0.40	3.65	Recognition
Aptakisic-Tripp CCSD 102	2015	1.40	1.05	0.40	0.40	0.40	3.65	Recognition
	2014	1.40	1.40	0.40	0.40	0.40	4.00	Recognition
Arbor Park SD 145	2015	1.40	1.05	0.40	0.40	0.10	3.35	Review
	2014	1.40	1.40	0.40	0.40	0.10	3.70	Recognition
Arcola CUSD 306	2015	1.40	1.05	0.40	0.40	0.40	3.65	Recognition
	2014	1.40	1.40	0.40	0.40	0.40	4.00	Recognition
Argenta-Oreana CUSD 1	2015	1.40	1.05	0.30	0.40	0.30	3.45	Review
	2014	1.40	1.05	0.30	0.40	0.30	3.45	Review
Argo CHSD 217	2015	1.40	1.40	0.40	0.40	0.30	3.90	Recognition
	2014	1.40	1.05	0.40	0.40	0.30	3.55	Recognition
Arlington Heights SD 25	2015	1.40	1.05	0.40	0.40	0.40	3.65	Recognition
	2014	1.40	1.40	0.40	0.40	0.40	4.00	Recognition
Armstrong Twp HSD 225	2015	1.40	1.40	0.40	0.40	0.40	4.00	Recognition
	2014	1.40	1.05	0.40	0.40	0.40	3.65	Recognition
Armstrong-Ellis Cons SD 61	2015	0.35	0.35	0.30	0.40	0.40	1.80	Watch
	2014	1.40	0.70	0.40	0.40	0.40	3.30	Review
Arthur CUSD 305	2015	1.05	1.05	0.20	0.40	0.40	3.10	Review
	2014	1.40	1.05	0.30	0.40	0.40	3.55	Recognition
Ashley CCSD 15	2015	1.05	1.40	0.20	0.40	0.40	3.45	Review
	2014	0.35	1.05	0.20	0.40	0.40	2.40	Watch
Ashton-Franklin Center CUSD 275	2015	1.40	1.40	0.40	0.40	0.40	4.00	Recognition
	2014	1.40	1.05	0.40	0.40	0.40	3.65	Recognition
Astoria CUSD 1	2015	1.40	1.40	0.40	0.40	0.30	3.90	Recognition

(FBRR - Fund Balance/Revenue Ratio - Weighting of 35%, EXRV - Expenditures/Revenue Ratio - Weighting of 35%, DCOH - Days Cash on Hand - Weighting of 10%, STB - Short-Term Borrowing - Weighting of 10%, and LTD - Long-Term Debt -Weighting of 10%)

Note: Because Whiteside School District 115 did not submit an FY15 AFR, they are in the Financial Watch Category.

March 2016

<u>District Name</u>	<u>Data Year</u>	<u>FBRR</u>	<u>ERR</u>	<u>DCOH</u>	<u>STB</u>	<u>LTD</u>	<u>Total Score</u>	<u>Designation</u>
Astoria CUSD 1	2014	1.40	1.05	0.40	0.40	0.30	3.55	Recognition
Athens CUSD 213	2015	1.40	1.40	0.30	0.40	0.30	3.80	Recognition
	2014	1.40	1.05	0.30	0.40	0.30	3.45	Review
Atwood Hammond CUSD 39	2014	1.05	1.05	0.20	0.40	0.20	2.90	Early Warning
Atwood Heights SD 125	2015	1.40	1.05	0.40	0.40	0.10	3.35	Review
	2014	1.40	1.40	0.40	0.40	0.10	3.70	Recognition
Auburn CUSD 10	2015	1.40	1.05	0.40	0.40	0.20	3.45	Review
	2014	1.40	1.40	0.40	0.40	0.40	4.00	Recognition
Aurora East USD 131	2015	1.40	1.05	0.40	0.40	0.10	3.35	Review
	2014	1.40	1.05	0.30	0.40	0.10	3.25	Review
Aurora West USD 129	2015	0.70	1.05	0.20	0.40	0.30	2.65	Early Warning
	2014	1.05	0.70	0.20	0.40	0.20	2.55	Watch
Aviston SD 21	2015	1.40	1.05	0.30	0.40	0.30	3.45	Review
	2014	1.40	1.40	0.40	0.40	0.30	3.90	Recognition
Avoca SD 37	2015	1.40	1.05	0.40	0.40	0.40	3.65	Recognition
	2014	1.40	1.40	0.40	0.40	0.40	4.00	Recognition
Ball Chatham CUSD 5	2015	1.05	1.40	0.20	0.40	0.20	3.25	Review
	2014	1.05	1.05	0.20	0.40	0.20	2.90	Early Warning
Bannockburn SD 106	2015	1.40	1.40	0.40	0.40	0.40	4.00	Recognition
	2014	1.40	1.40	0.40	0.40	0.40	4.00	Recognition
Barrington CUSD 220	2015	1.40	1.40	0.30	0.40	0.40	3.90	Recognition
	2014	1.40	1.05	0.30	0.40	0.40	3.55	Recognition
Barfelso SD 57	2015	1.40	1.05	0.40	0.40	0.40	3.65	Recognition
	2014	1.40	1.05	0.40	0.40	0.40	3.65	Recognition
Bartonville SD 66	2015	1.40	1.40	0.40	0.40	0.40	4.00	Recognition
	2014	1.40	1.40	0.40	0.40	0.30	3.90	Recognition
Batavia USD 101	2015	1.05	1.05	0.30	0.40	0.20	3.00	Early Warning
	2014	1.05	1.40	0.30	0.40	0.20	3.35	Review
Beach Park CCSD 3	2015	1.05	1.40	0.20	0.40	0.30	3.35	Review
	2014	0.70	1.40	0.10	0.40	0.30	2.90	Early Warning
Beardstown CUSD 15	2015	1.40	1.40	0.30	0.40	0.30	3.80	Recognition

(FBRR - Fund Balance/Revenue Ratio - Weighting of 35%, EXRV - Expenditures/Revenue Ratio - Weighting of 10%, STB - Short-Term Borrowing - Weighting of 10%, and LTD - Long-Term Debt -Weighting of 10%)

Note: Because Whiteside School District 115 did not submit an FY15 AFR, they are in the Financial Match Category.

March 2016

<u>District Name</u>	<u>Data Year</u>	<u>FBRR</u>	<u>ERR</u>	<u>DCOH</u>	<u>STB</u>	<u>LTD</u>	<u>Total Score</u>	<u>Designation</u>
Beardstown CUSD 15	2014	1.40	1.05	0.30	0.40	0.30	3.45	Review
Beecher City CUSD 20	2015	1.40	1.05	0.40	0.40	0.40	3.65	Recognition
	2014	1.40	1.05	0.40	0.40	0.40	3.65	Recognition
Beecher CUSD 200U	2015	1.40	1.40	0.40	0.40	0.20	3.80	Recognition
	2014	1.40	1.40	0.40	0.40	0.20	3.80	Recognition
Belle Valley SD 119	2015	1.40	1.05	0.40	0.40	0.10	3.35	Review
	2014	1.40	1.40	0.40	0.40	0.10	3.70	Recognition
Belleville SD 118	2015	1.05	1.05	0.20	0.40	0.30	3.00	Early Warning
	2014	1.05	1.05	0.20	0.40	0.30	3.00	Early Warning
Belleville Twp HSD 201	2015	1.05	0.70	0.20	0.40	0.20	2.55	Watch
	2014	1.05	1.05	0.20	0.40	0.20	2.90	Early Warning
Bellwood SD 88	2015	1.05	1.40	0.20	0.40	0.10	3.15	Review
	2014	1.05	1.05	0.20	0.40	0.10	2.80	Early Warning
Belvidere CUSD 100	2015	1.40	1.40	0.40	0.40	0.20	3.80	Recognition
	2014	1.40	1.40	0.40	0.40	0.20	3.80	Recognition
Bement CUSD 5	2015	1.05	1.05	0.20	0.40	0.40	3.10	Review
	2014	0.70	1.05	0.20	0.40	0.40	2.75	Early Warning
Benjamin SD 25	2015	1.40	1.40	0.40	0.40	0.30	3.90	Recognition
	2014	1.40	1.40	0.40	0.40	0.30	3.90	Recognition
Bensenville SD 2	2015	1.40	1.05	0.40	0.40	0.10	3.35	Review
	2014	1.40	1.05	0.40	0.40	0.10	3.35	Review
Benton CCSD 47	2015	1.05	1.05	0.20	0.40	0.10	2.80	Early Warning
	2014	1.05	1.05	0.20	0.40	0.30	3.00	Early Warning
Benton Cons HSD 103	2015	1.40	1.40	0.30	0.40	0.40	3.90	Recognition
	2014	1.40	1.40	0.30	0.40	0.40	3.90	Recognition
Berkeley SD 87	2015	1.40	1.05	0.40	0.40	0.20	3.45	Review
	2014	1.40	1.05	0.40	0.40	0.20	3.45	Review
Berwyn North SD 98	2015	1.40	1.05	0.40	0.40	0.40	3.65	Recognition
	2014	1.40	1.40	0.40	0.40	0.40	4.00	Recognition
Berwyn South SD 100	2015	1.40	0.70	0.20	0.40	0.10	2.80	Early Warning
	2014	1.40	1.05	0.20	0.40	0.10	3.15	Review

(FBRR - Fund Balance/Revenue Ratio - Weighting of 35%, EXRV - Expenditures/Revenue Ratio - Weighting of 35%, DCOH - Days Cash on Hand - Weighting of 10%, STB - Short-Term Borrowing - Weighting of 10%, and LTD - Long-Term Debt -Weighting of 10%)

Note: Because Whiteside School District 115 did not submit an FY15 AFR, they are in the Financial Match Category.

<u>District Name</u>	<u>Data Year</u>	<u>FBRR</u>	<u>ERR</u>	<u>DCOH</u>	<u>STB</u>	<u>LTD</u>	<u>Total Score</u>	<u>Designation</u>
Bethalto CUSD 8	2015	1.05	1.40	0.20	0.40	0.20	3.25	Review
	2014	0.70	0.70	0.20	0.40	0.20	2.20	Watch
Bethel SD 82	2015	1.40	1.40	0.40	0.40	0.40	4.00	Recognition
	2014	1.40	1.40	0.40	0.40	0.30	3.90	Recognition
Big Hollow SD 38	2015	0.70	1.05	0.30	0.20	0.10	2.35	Watch
	2014	0.70	0.70	0.30	0.30	0.10	2.10	Watch
Bismarck Henning CUSD	2015	1.05	1.05	0.20	0.40	0.30	3.00	Early Warning
	2014	1.05	1.05	0.20	0.40	0.30	3.00	Early Warning
Bloom Twp HSD 206	2015	1.40	1.05	0.30	0.40	0.40	3.55	Recognition
	2014	1.40	1.40	0.30	0.40	0.30	3.80	Recognition
Bloomington SD 13	2015	1.40	1.40	0.40	0.40	0.40	4.00	Recognition
	2014	1.40	1.40	0.40	0.40	0.40	4.00	Recognition
Bloomington SD 87	2015	1.40	1.40	0.40	0.40	0.30	3.90	Recognition
	2014	1.40	1.05	0.40	0.40	0.30	3.55	Recognition
Blue Ridge CUSD 18	2015	1.40	1.40	0.40	0.40	0.20	3.80	Recognition
	2014	1.40	1.05	0.40	0.40	0.20	3.45	Review
Bluford CCSD 114	2015	1.05	1.05	0.20	0.40	0.30	3.00	Early Warning
	2014	1.05	0.70	0.20	0.40	0.20	2.55	Watch
Bond County CUSD 2	2015	1.05	1.05	0.20	0.40	0.20	2.90	Early Warning
	2014	1.05	1.05	0.20	0.40	0.20	2.90	Early Warning
Bourbonnais SD 53	2015	1.40	1.05	0.30	0.40	0.30	3.45	Review
	2014	1.40	1.05	0.40	0.40	0.30	3.55	Recognition
Braceville SD 75	2015	1.05	0.70	0.20	0.40	0.40	2.75	Early Warning
	2014	1.05	0.70	0.20	0.40	0.40	2.75	Early Warning
Bradford CUSD 1	2015	1.40	1.40	0.40	0.40	0.40	4.00	Recognition
	2014	1.40	1.40	0.30	0.40	0.40	3.90	Recognition
Bradley Bourbonnais CHSD 307	2015	1.40	1.40	0.40	0.40	0.30	3.90	Recognition
	2014	1.40	1.40	0.30	0.40	0.30	3.80	Recognition
Bradley SD 61	2015	1.40	1.05	0.30	0.40	0.40	3.55	Recognition
	2014	1.40	1.05	0.30	0.40	0.40	3.55	Recognition
Breese ESD 12	2015	0.35	1.05	0.10	0.40	0.40	2.30	Watch

(FBRR - Fund Balance/Revenue Ratio - Weighting of 35%, EXRV - Expenditures/Revenue Ratio - Weighting of 35%, DCOH - Days Cash on Hand - Weighting of 10%, STB - Short-Term Borrowing - Weighting of 10%, and LTD - Long-Term Debt -Weighting of 10%)

Note: Because Whiteside School District 115 did not submit an FY15 AFR, they are in the Financial Watch Category.

March 2016

<u>District Name</u>	<u>Data Year</u>	<u>FBRR</u>	<u>ERR</u>	<u>DCOH</u>	<u>STB</u>	<u>LTD</u>	<u>Total Score</u>	<u>Designation</u>
Breese ESD 12	2014	0.35	0.70	0.10	0.40	0.40	1.95	Watch
Bremen CHSD 228	2015	1.40	1.05	0.40	0.40	0.30	3.55	Recognition
	2014	1.40	1.05	0.40	0.40	0.30	3.55	Recognition
Brimfield CUSD 309	2015	1.40	1.40	0.40	0.40	0.10	3.70	Recognition
	2014	1.40	1.40	0.40	0.40	0.10	3.70	Recognition
Brookfield Lagrange Park SD 95	2015	1.40	1.05	0.40	0.40	0.20	3.45	Review
	2014	1.40	1.40	0.40	0.40	0.20	3.80	Recognition
Brooklyn UD 188	2015	1.05	0.70	0.20	0.40	0.10	2.45	Watch
	2014	1.40	1.05	0.30	0.40	0.10	3.25	Review
Brookwood SD 167	2015	1.40	1.05	0.40	0.40	0.10	3.35	Review
	2014	1.40	1.40	0.40	0.40	0.10	3.70	Recognition
Brown County CUSD 1	2015	1.40	1.05	0.30	0.40	0.30	3.45	Review
	2014	1.40	1.05	0.30	0.40	0.30	3.45	Review
Brownstown CUSD 201	2015	1.40	1.40	0.40	0.40	0.20	3.80	Recognition
	2014	1.40	1.40	0.40	0.40	0.20	3.80	Recognition
Brussels CUSD 42	2015	1.40	1.05	0.30	0.40	0.40	3.55	Recognition
	2014	1.40	1.40	0.30	0.40	0.40	3.90	Recognition
Buncombe Cons SD 43	2015	1.05	1.40	0.20	0.40	0.40	3.45	Review
	2014	1.05	1.40	0.20	0.40	0.40	3.45	Review
Bunker Hill CUSD 8	2015	1.40	1.40	0.30	0.40	0.40	3.90	Recognition
	2014	1.40	1.40	0.30	0.40	0.40	3.90	Recognition
Burbank SD 111	2015	1.40	1.40	0.40	0.40	0.40	4.00	Recognition
	2014	1.40	1.40	0.40	0.40	0.40	4.00	Recognition
Bureau Valley CUSD 340	2015	1.05	1.05	0.20	0.40	0.40	3.10	Review
	2014	1.05	1.05	0.20	0.40	0.30	3.00	Early Warning
Burnham SD 154-5	2015	1.40	0.35	0.30	0.40	0.30	2.75	Early Warning
	2014	1.40	1.05	0.40	0.40	0.20	3.45	Review
Bushnell Prairie City CUSD 170	2015	1.40	1.40	0.30	0.40	0.40	3.90	Recognition
	2014	1.40	1.05	0.30	0.40	0.40	3.55	Recognition
Butler SD 53	2015	1.40	1.40	0.40	0.40	0.40	4.00	Recognition
	2014	1.40	1.40	0.40	0.40	0.40	4.00	Recognition

(FBRR - Fund Balance/Revenue Ratio - Weighting of 35%, EXRV - Expenditures/Revenue Ratio - Weighting of 35%, DCOH - Days Cash on Hand - Weighting of 10%, STB - Short-Term Borrowing - Weighting of 10%, and LTD - Long-Term Debt -Weighting of 10%)

Note: Because Whiteside School District 115 did not submit an FY15 AFR, they are in the Financial Match Category.

March 2016

<u>District Name</u>	<u>Data Year</u>	<u>FBRR</u>	<u>ERR</u>	<u>DCOH</u>	<u>STB</u>	<u>LTD</u>	<u>Total Score</u>	<u>Designation</u>
Byron CUSD 226	2015	1.40	1.05	0.40	0.40	0.30	3.55	Recognition
	2014	1.40	1.40	0.40	0.40	0.30	3.90	Recognition
Cahokia CUSD 187	2015	1.05	1.40	0.20	0.40	0.10	3.15	Review
	2014	1.05	1.40	0.20	0.40	0.10	3.15	Review
Cairo USD 1	2015	1.40	1.05	0.40	0.40	0.30	3.55	Recognition
	2014	1.40	1.05	0.40	0.40	0.30	3.55	Recognition
Calhoun CUSD 40	2015	0.70	1.05	0.20	0.40	0.10	2.45	Watch
	2014	1.05	0.70	0.20	0.40	0.10	2.45	Watch
Calumet City SD 155	2015	1.40	1.05	0.30	0.40	0.10	3.25	Review
	2014	1.40	1.40	0.40	0.40	0.10	3.70	Recognition
Calumet Public SD 132	2015	1.40	1.40	0.40	0.40	0.20	3.80	Recognition
	2014	1.40	1.40	0.40	0.40	0.20	3.80	Recognition
Cambridge CUSD 227	2015	1.40	1.40	0.30	0.40	0.40	3.90	Recognition
	2014	1.40	1.40	0.30	0.40	0.40	3.90	Recognition
Canton Union SD 66	2015	1.40	1.40	0.40	0.40	0.40	4.00	Recognition
	2014	1.40	1.05	0.30	0.40	0.30	3.45	Review
Carbon Cliff-Barstow SD 36	2015	1.40	1.05	0.20	0.40	0.30	3.35	Review
	2014	1.40	0.70	0.20	0.40	0.20	2.90	Early Warning
Carbondale CHSD 165	2015	1.40	1.05	0.30	0.40	0.40	3.55	Recognition
	2014	1.40	1.40	0.40	0.40	0.30	3.90	Recognition
Carbondale ESD 95	2015	1.40	1.40	0.40	0.40	0.30	3.90	Recognition
	2014	1.40	1.40	0.40	0.40	0.30	3.90	Recognition
Carlinville CUSD 1	2015	1.40	1.05	0.30	0.40	0.40	3.55	Recognition
	2014	1.40	1.40	0.40	0.40	0.40	4.00	Recognition
Carlyle CUSD 1	2015	1.40	1.05	0.40	0.40	0.40	3.65	Recognition
	2014	1.40	1.05	0.40	0.40	0.40	3.65	Recognition
Carmi-White County CUSD 5	2015	1.05	1.40	0.30	0.40	0.30	3.45	Review
	2014	0.70	1.40	0.20	0.40	0.30	3.00	Early Warning
Carrier Mills-Stonefort CUSD 2	2015	1.40	1.40	0.30	0.40	0.40	3.90	Recognition
	2014	1.05	1.05	0.20	0.40	0.40	3.10	Review
Carrollton CUSD 1	2015	1.40	1.05	0.30	0.40	0.40	3.55	Recognition

(FBRR - Fund Balance/Revenue Ratio - Weighting of 35%, EXRV - Expenditures/Revenue Ratio - Weighting of 10%, STB - Short-Term Borrowing - Weighting of 10%, and LTD - Long-Term Debt -Weighting of 10%)

Note: Because Whiteside School District 115 did not submit an FY15 AFR, they are in the Financial Watch Category.

March 2016

<u>District Name</u>	<u>Data Year</u>	<u>FBRR</u>	<u>ERR</u>	<u>DCOH</u>	<u>STB</u>	<u>LTD</u>	<u>Total Score</u>	<u>Designation</u>
Carrollton CUSD 1	2014	1.40	1.40	0.30	0.40	0.40	3.90	Recognition
Cartersville CUSD 5	2015	1.40	1.05	0.30	0.40	0.10	3.25	Review
	2014	1.40	1.05	0.30	0.40	0.10	3.25	Review
Carthage ESD 317	2015	1.40	1.05	0.40	0.40	0.40	3.65	Recognition
	2014	1.40	1.05	0.40	0.40	0.40	3.65	Recognition
Cary CCSD 26	2015	1.40	1.40	0.40	0.40	0.10	3.70	Recognition
	2014	1.05	1.40	0.40	0.40	0.10	3.35	Review
Casey-Westfield CUSD 4C	2015	1.05	1.05	0.20	0.40	0.20	2.90	Early Warning
	2014	1.05	1.05	0.20	0.40	0.20	2.90	Early Warning
Cass SD 63	2015	1.40	1.05	0.30	0.40	0.30	3.45	Review
	2014	1.40	1.05	0.30	0.40	0.30	3.45	Review
Catlin CUSD 5	2015	1.40	1.40	0.30	0.40	0.40	3.90	Recognition
	2014	1.40	1.05	0.30	0.40	0.40	3.55	Recognition
CCSD 146	2015	1.40	1.40	0.40	0.40	0.20	3.80	Recognition
	2014	1.40	1.40	0.40	0.40	0.20	3.80	Recognition
CCSD 168	2015	1.40	1.05	0.40	0.40	0.40	3.65	Recognition
	2014	1.40	1.05	0.40	0.40	0.40	3.65	Recognition
CCSD 180	2015	1.40	1.40	0.40	0.40	0.40	4.00	Recognition
	2014	1.40	1.40	0.40	0.40	0.40	4.00	Recognition
CCSD 204	2015	1.40	1.40	0.40	0.40	0.30	3.90	Recognition
	2014	1.40	1.05	0.40	0.40	0.30	3.55	Recognition
CCSD 62	2015	1.40	1.40	0.40	0.40	0.10	3.70	Recognition
	2014	1.40	1.40	0.40	0.40	0.10	3.70	Recognition
CCSD 89	2015	1.40	1.40	0.40	0.40	0.30	3.90	Recognition
	2014	1.40	1.05	0.40	0.40	0.30	3.55	Recognition
CCSD 93	2015	1.40	1.40	0.40	0.40	0.30	3.90	Recognition
	2014	1.40	1.40	0.40	0.40	0.30	3.90	Recognition
Center Cass SD 66	2015	1.40	1.40	0.40	0.40	0.40	4.00	Recognition
	2014	1.40	1.40	0.40	0.40	0.40	4.00	Recognition
Central A & M CUD 21	2015	1.40	1.05	0.30	0.40	0.40	3.55	Recognition
	2014	1.40	1.40	0.30	0.40	0.40	3.90	Recognition

(FBRR - Fund Balance/Revenue Ratio - Weighting of 35%, EXRV - Expenditures/Revenue Ratio - Weighting of 10%, STB - Short-Term Borrowing - Weighting of 10%, and LTD - Long-Term Debt -Weighting of 10%)

Note: Because Whiteside School District 115 did not submit an FY15 AFR, they are in the Financial Match Category.

March 2016

<u>District Name</u>	<u>Data Year</u>	<u>FBRR</u>	<u>ERR</u>	<u>DCOH</u>	<u>STB</u>	<u>LTD</u>	<u>Total Score</u>	<u>Designation</u>
Central CHSD 71	2015	1.40	1.05	0.40	0.40	0.40	3.65	Recognition
	2014	1.40	1.05	0.40	0.40	0.40	3.65	Recognition
Central City SD 133	2015	1.40	1.05	0.30	0.40	0.20	3.35	Review
	2014	1.05	1.05	0.20	0.40	0.30	3.00	Early Warning
Central CUSD 3	2015	1.40	1.05	0.30	0.40	0.40	3.55	Recognition
	2014	1.40	1.05	0.40	0.40	0.40	3.65	Recognition
Central CUSD 301	2015	1.40	1.40	0.40	0.40	0.20	3.80	Recognition
	2014	1.40	1.40	0.40	0.40	0.20	3.80	Recognition
Central CUSD 4	2015	1.40	1.05	0.30	0.40	0.20	3.35	Review
	2014	1.40	1.05	0.40	0.40	0.20	3.45	Review
Central SD 104	2015	1.40	1.40	0.40	0.40	0.10	3.70	Recognition
	2014	1.40	1.40	0.40	0.40	0.10	3.70	Recognition
Central SD 51	2015	1.40	1.05	0.40	0.40	0.20	3.45	Review
	2014	1.40	1.05	0.40	0.40	0.20	3.45	Review
Central Stickney SD 110	2015	1.40	1.40	0.40	0.40	0.40	4.00	Recognition
	2014	1.40	1.40	0.40	0.40	0.40	4.00	Recognition
Centralia HSD 200	2015	1.05	1.05	0.20	0.40	0.10	2.80	Early Warning
	2014	1.05	0.35	0.20	0.40	0.10	2.10	Watch
Centralia SD 135	2015	1.40	1.05	0.30	0.40	0.30	3.45	Review
	2014	1.40	1.05	0.30	0.40	0.30	3.45	Review
Century CUSD 100	2015	1.40	1.05	0.30	0.40	0.30	3.45	Review
	2014	1.40	1.05	0.40	0.40	0.20	3.45	Review
Cerro Gordo CUSD 100	2015	1.40	1.40	0.30	0.40	0.40	3.90	Recognition
	2014	1.05	1.40	0.20	0.40	0.30	3.35	Review
Chadwick-Milledgeville CUSD 399	2015	1.40	1.40	0.40	0.40	0.30	3.90	Recognition
	2014	1.40	1.05	0.40	0.40	0.30	3.55	Recognition
Champaign CUSD 4	2015	1.40	1.40	0.40	0.40	0.30	3.90	Recognition
	2014	1.40	1.40	0.40	0.40	0.30	3.90	Recognition
Chaney-Monge SD 88	2015	1.40	1.05	0.30	0.40	0.30	3.45	Review
	2014	1.40	1.40	0.30	0.40	0.40	3.90	Recognition
Channahon SD 17	2015	1.40	1.05	0.40	0.40	0.40	3.65	Recognition

(FBRR - Fund Balance/Revenue Ratio - Weighting of 35%, EXRV - Expenditures/Revenue Ratio - Weighting of 35%, DCOH - Days Cash on Hand - Weighting of 10%, STB - Short-Term Borrowing - Weighting of 10%, and LTD - Long-Term Debt -Weighting of 10%)

Note: Because Whiteside School District 115 did not submit an FY15 AFR, they are in the Financial Watch Category.

March 2016

<u>District Name</u>	<u>Data Year</u>	<u>FBRR</u>	<u>ERR</u>	<u>DCOH</u>	<u>STB</u>	<u>LTD</u>	<u>Total Score</u>	<u>Designation</u>
Channahon SD 17	2014	1.40	1.40	0.40	0.40	0.40	4.00	Recognition
Charleston CUSD 1	2015	1.40	0.70	0.20	0.40	0.40	3.10	Review
Cherry SD 92	2014	1.40	1.05	0.30	0.40	0.40	3.55	Recognition
	2015	1.05	0.35	0.20	0.20	0.40	2.20	Watch
Chester CUSD 139	2014	0.35	0.70	0.20	0.40	0.40	2.05	Watch
	2015	1.05	0.70	0.20	0.40	0.20	2.55	Watch
Chester N HSD 122	2014	1.40	1.05	0.30	0.40	0.20	3.35	Review
	2015	1.40	1.05	0.40	0.10	0.40	3.35	Review
Chester-East Lincoln CCSD 61	2014	1.40	1.05	0.40	0.10	0.40	3.35	Review
	2015	1.40	1.40	0.40	0.40	0.20	3.80	Recognition
Chicago Heights SD 170	2014	1.40	1.05	0.40	0.40	0.20	3.45	Review
	2015	1.40	1.05	0.40	0.40	0.40	3.65	Recognition
Chicago Ridge SD 127-5	2014	1.40	1.05	0.40	0.40	0.40	3.65	Recognition
	2015	1.40	1.40	0.40	0.40	0.20	3.80	Recognition
Christopher USD 99	2014	1.40	1.40	0.40	0.40	0.20	3.80	Recognition
	2015	1.40	1.05	0.30	0.40	0.10	3.25	Review
CHSD 117	2014	1.40	1.40	0.30	0.40	0.10	3.60	Recognition
	2015	1.40	1.40	0.40	0.40	0.40	4.00	Recognition
CHSD 128	2014	1.40	1.40	0.40	0.40	0.40	4.00	Recognition
	2015	1.40	1.40	0.40	0.40	0.40	4.00	Recognition
CHSD 155	2014	1.40	1.40	0.40	0.40	0.40	4.00	Recognition
	2015	1.40	1.40	0.40	0.40	0.40	4.00	Recognition
CHSD 218	2014	1.40	1.05	0.40	0.40	0.40	3.65	Recognition
	2015	1.40	1.05	0.40	0.40	0.30	3.55	Recognition
CHSD 94	2014	1.40	1.40	0.40	0.40	0.30	3.90	Recognition
	2015	1.40	1.05	0.40	0.40	0.40	3.65	Recognition
CHSD 99	2014	1.40	1.40	0.40	0.40	0.40	4.00	Recognition
	2015	0.70	1.05	0.30	0.40	0.40	2.85	Early Warning
Cicero SD 99	2014	0.70	1.40	0.40	0.40	0.40	3.30	Review
	2015	1.40	1.40	0.40	0.40	0.10	3.70	Recognition
	2014	1.40	1.05	0.40	0.40	0.10	3.35	Review

(FBRR - Fund Balance/Revenue Ratio - Weighting of 35%, EXRV - Expenditures/Revenue Ratio - Weighting of 10%, STB - Short-Term Borrowing - Weighting of 10%, and LTD - Long-Term Debt -Weighting of 10%)

Note: Because Whiteside School District 115 did not submit an FY15 AFR, they are in the Financial Match Category.

<u>District Name</u>	<u>Data Year</u>	<u>FBRR</u>	<u>ERR</u>	<u>DCOH</u>	<u>STB</u>	<u>LTD</u>	<u>Total Score</u>	<u>Designation</u>
Cissna Park CUSD 6	2015	1.40	1.40	0.40	0.40	0.40	4.00	Recognition
	2014	1.40	1.40	0.40	0.40	0.40	4.00	Recognition
City of Chicago SD 299	2015	0.70	0.70	0.10	0.40	0.20	2.10	Watch
	2014	0.70	1.05	0.10	0.40	0.20	2.45	Watch
Clay City CUSD 10	2015	1.40	1.40	0.40	0.40	0.20	3.80	Recognition
	2014	1.40	1.40	0.30	0.40	0.20	3.70	Recognition
Clinton CUSD 15	2015	1.40	1.40	0.40	0.40	0.30	3.90	Recognition
	2014	1.40	1.40	0.40	0.40	0.30	3.90	Recognition
Coal City CUSD 1	2015	1.40	1.40	0.40	0.40	0.30	3.90	Recognition
	2014	1.40	1.40	0.40	0.40	0.30	3.90	Recognition
Cobden SUD 17	2015	1.40	1.40	0.40	0.40	0.30	3.90	Recognition
	2014	1.40	1.05	0.40	0.40	0.20	3.45	Review
Collinsville CUSD 10	2015	1.40	1.40	0.30	0.40	0.40	3.90	Recognition
	2014	1.40	1.40	0.30	0.40	0.40	3.90	Recognition
Colona SD 190	2015	1.40	1.40	0.40	0.40	0.30	3.90	Recognition
	2014	1.40	1.05	0.30	0.40	0.40	3.55	Recognition
Columbia CUSD 4	2015	1.40	1.40	0.40	0.40	0.20	3.80	Recognition
	2014	1.40	1.40	0.40	0.40	0.20	3.80	Recognition
Comm Cons SD 59	2015	1.40	1.40	0.40	0.40	0.40	4.00	Recognition
	2014	1.40	1.05	0.40	0.40	0.40	3.65	Recognition
Cons HSD 230	2015	1.40	1.40	0.40	0.40	0.40	4.00	Recognition
	2014	1.40	1.05	0.40	0.40	0.40	3.65	Recognition
Cons SD 158	2014	1.40	1.40	0.30	0.40	0.10	3.60	Recognition
Cook County SD 130	2015	1.40	1.05	0.30	0.40	0.30	3.45	Review
	2014	1.40	1.05	0.30	0.40	0.30	3.45	Review
Cornell CCSD 426	2015	1.40	1.40	0.30	0.40	0.30	3.80	Recognition
	2014	1.40	1.40	0.30	0.40	0.30	3.80	Recognition
Coulterville USD 1	2015	1.40	1.40	0.30	0.40	0.40	3.90	Recognition
	2014	1.05	1.40	0.20	0.40	0.40	3.45	Review
Country Club Hills SD 160	2015	1.40	1.05	0.30	0.40	0.10	3.25	Review
	2014	1.40	1.05	0.30	0.40	0.10	3.25	Review

(FBRR - Fund Balance/Revenue Ratio - Weighting of 35%, EXRV - Expenditures/Revenue Ratio - Weighting of 35%, DCOH - Days Cash on Hand - Weighting of 10%, STB - Short-Term Borrowing - Weighting of 10%, and LTD - Long-Term Debt -Weighting of 10%)

Note: Because Whiteside School District 115 did not submit an FY15 AFR, they are in the Financial Match Category.

March 2016

<u>District Name</u>	<u>Data Year</u>	<u>FBRR</u>	<u>ERR</u>	<u>DCOH</u>	<u>STB</u>	<u>LTD</u>	<u>Total Score</u>	<u>Designation</u>
County of Union Sch Dist No43	2015	1.40	1.40	0.40	0.40	0.20	3.80	Recognition
	2014	1.40	1.40	0.40	0.40	0.20	3.80	Recognition
County of Winnebago SD 320	2015	1.40	1.40	0.40	0.40	0.20	3.80	Recognition
	2014	1.40	1.05	0.40	0.40	0.20	3.45	Review
County of Woodford School	2015	1.40	1.40	0.40	0.40	0.40	4.00	Recognition
	2014	1.40	1.40	0.30	0.40	0.40	3.90	Recognition
Cowden+Herrick CUSD 3A	2015	1.40	1.40	0.30	0.40	0.40	3.90	Recognition
	2014	1.05	1.40	0.20	0.40	0.40	3.45	Review
Crab Orchard CUSD 3	2015	1.05	1.05	0.20	0.40	0.20	2.90	Early Warning
	2014	1.05	1.05	0.20	0.40	0.20	2.90	Early Warning
Crescent Iroquois CUSD 249	2015	1.40	1.05	0.30	0.40	0.40	3.55	Recognition
	2014	1.40	0.70	0.30	0.40	0.40	3.20	Review
Creston CCSD 161	2015	1.40	0.70	0.30	0.40	0.30	3.10	Review
	2014	1.40	1.40	0.40	0.40	0.40	4.00	Recognition
Crete Monee CUSD 201U	2015	1.40	1.05	0.40	0.40	0.10	3.35	Review
	2014	1.40	1.05	0.40	0.40	0.10	3.35	Review
Creve Coeur SD 76	2015	1.40	1.05	0.40	0.40	0.30	3.55	Recognition
	2014	1.40	1.05	0.40	0.40	0.40	3.65	Recognition
Crystal Lake CCSD 47	2015	1.40	1.40	0.40	0.40	0.30	3.90	Recognition
	2014	1.40	1.05	0.40	0.40	0.30	3.55	Recognition
Cumberland CUSD 77	2015	1.40	1.05	0.30	0.40	0.30	3.45	Review
	2014	1.40	1.05	0.30	0.40	0.30	3.45	Review
CUSD 200	2015	1.40	1.40	0.30	0.40	0.30	3.80	Recognition
	2014	1.40	1.05	0.30	0.40	0.30	3.45	Review
CUSD 201	2015	1.40	1.40	0.40	0.40	0.40	4.00	Recognition
	2014	1.40	1.40	0.40	0.40	0.40	4.00	Recognition
CUSD 3 Fulton County	2015	1.40	1.40	0.40	0.40	0.30	3.90	Recognition
	2014	1.40	1.05	0.30	0.40	0.30	3.45	Review
CUSD 300	2015	1.40	1.40	0.30	0.40	0.10	3.60	Recognition
	2014	1.40	1.05	0.30	0.40	0.10	3.25	Review
CUSD 308	2015	1.05	1.05	0.30	0.40	0.10	2.90	Early Warning

(FBRR - Fund Balance/Revenue Ratio - Weighting of 35%, EXRV - Expenditures/Revenue Ratio - Weighting of 10%, STB - Short-Term Borrowing - Weighting of 10%, and LTD - Long-Term Debt -Weighting of 10%)

Note: Because Whiteside School District 115 did not submit an FY15 AFR, they are in the Financial Match Category.

March 2016

<u>District Name</u>	<u>Data Year</u>	<u>FBRR</u>	<u>ERR</u>	<u>DCOH</u>	<u>STB</u>	<u>LTD</u>	<u>Total Score</u>	<u>Designation</u>
CUSD 4	2015	1.40	0.70	0.30	0.40	0.30	3.10	Review
	2014	1.40	1.40	0.30	0.40	0.30	3.80	Recognition
Cypress SD 64	2015	1.40	1.05	0.40	0.40	0.40	3.65	Recognition
	2014	1.40	1.05	0.30	0.40	0.40	3.55	Recognition
Dakota CUSD 201	2015	1.40	1.05	0.30	0.40	0.40	3.55	Recognition
	2014	1.40	1.40	0.30	0.40	0.40	3.90	Recognition
Dallas ESD 327	2015	1.40	1.05	0.30	0.40	0.40	3.55	Recognition
	2014	1.40	1.05	0.30	0.40	0.30	3.45	Review
Dalzell SD 98	2015	1.40	1.05	0.30	0.40	0.40	3.55	Recognition
	2014	1.40	1.05	0.30	0.40	0.30	3.45	Review
Damiansville SD 62	2015	1.05	1.05	0.20	0.40	0.10	2.80	Early Warning
	2014	1.05	1.40	0.20	0.40	0.10	3.15	Review
Danville CCSD 118	2015	1.40	1.40	0.30	0.40	0.20	3.70	Recognition
	2014	1.40	1.05	0.30	0.40	0.20	3.35	Review
Darien SD 61	2015	1.40	1.40	0.40	0.40	0.40	4.00	Recognition
	2014	1.40	1.40	0.40	0.40	0.40	4.00	Recognition
Decatur SD 61	2015	1.40	1.05	0.30	0.40	0.10	3.25	Review
	2014	1.40	1.05	0.30	0.40	0.10	3.25	Review
Deer Creek-Mackinaw CUSD 701	2015	1.40	1.05	0.30	0.40	0.30	3.45	Review
	2014	1.40	1.05	0.30	0.40	0.30	3.45	Review
Deer Park CCSD 82	2015	1.40	1.05	0.40	0.40	0.30	3.55	Recognition
	2014	1.40	1.40	0.40	0.40	0.30	3.90	Recognition
Deerfield SD 109	2015	1.40	1.40	0.40	0.40	0.40	4.00	Recognition
	2014	1.40	1.40	0.40	0.40	0.40	4.00	Recognition
DeKalb CUSD 428	2015	1.40	1.05	0.40	0.40	0.10	3.35	Review
	2014	1.40	1.05	0.40	0.40	0.10	3.35	Review
Deland-Weldon CUSD 57	2015	1.40	1.05	0.30	0.40	0.30	3.45	Review
	2014	1.40	0.70	0.20	0.40	0.30	3.00	Early Warning
Delavan CUSD 703	2015	1.40	1.05	0.40	0.40	0.40	3.65	Recognition
	2014	1.40	1.40	0.40	0.40	0.40	4.00	Recognition
DePue USD 103	2015	1.40	0.70	0.30	0.40	0.30	3.10	Review

(FBRR - Fund Balance/Revenue Ratio - Weighting of 35%, EXRV - Expenditures/Revenue Ratio - Weighting of 35%, DCOH - Days Cash on Hand - Weighting of 10%, STB - Short-Term Borrowing - Weighting of 10%, and LTD - Long-Term Debt -Weighting of 10%)

Note: Because Whiteside School District 115 did not submit an FY15 AFR, they are in the Financial Match Category.

<u>District Name</u>	<u>Data Year</u>	<u>FBRR</u>	<u>ERR</u>	<u>DCOH</u>	<u>STB</u>	<u>LTD</u>	<u>Total Score</u>	<u>Designation</u>
DePue USD 103	2014	1.40	1.05	0.30	0.40	0.30	3.45	Review
DeSoto Cons SD 86	2015	1.05	1.40	0.30	0.20	0.20	3.15	Review
	2014	0.35	1.40	0.20	0.20	0.30	2.45	Watch
Diamond Lake SD 76	2015	1.40	1.40	0.40	0.40	0.40	4.00	Recognition
	2014	1.40	1.40	0.40	0.40	0.40	4.00	Recognition
Dieterich CUSD 30	2015	1.40	1.05	0.40	0.40	0.30	3.55	Recognition
	2014	1.40	1.05	0.40	0.40	0.30	3.55	Recognition
Dimmick CCSD 175	2015	1.40	1.40	0.40	0.40	0.30	3.90	Recognition
	2014	1.40	1.40	0.40	0.40	0.30	3.90	Recognition
District 50 Schools	2015	1.40	1.05	0.40	0.40	0.40	3.65	Recognition
	2014	1.40	1.40	0.40	0.40	0.40	4.00	Recognition
Dixon USD 170	2015	1.40	1.05	0.30	0.40	0.40	3.55	Recognition
	2014	1.40	1.05	0.30	0.40	0.40	3.55	Recognition
Dodds CCSD 7	2015	1.40	1.05	0.30	0.40	0.40	3.55	Recognition
	2014	1.40	1.40	0.30	0.40	0.30	3.80	Recognition
Dolton SD 148	2015	1.40	1.05	0.40	0.40	0.10	3.35	Review
	2014	1.40	1.40	0.40	0.40	0.10	3.70	Recognition
Dolton SD 149	2015	1.40	0.70	0.20	0.40	0.10	2.80	Early Warning
	2014	1.40	1.05	0.30	0.40	0.10	3.25	Review
Dongola USD 66	2015	0.70	1.05	0.20	0.40	0.40	2.75	Early Warning
	2014	1.05	1.05	0.20	0.40	0.40	3.10	Review
Donovan CUSD 3	2015	1.40	1.40	0.40	0.40	0.40	4.00	Recognition
	2014	1.40	1.05	0.40	0.40	0.40	3.65	Recognition
Downers Grove GSD 58	2015	1.40	1.40	0.30	0.40	0.40	3.90	Recognition
	2014	1.40	1.05	0.30	0.40	0.40	3.55	Recognition
Dunlap CUSD 323	2015	1.40	1.40	0.40	0.40	0.20	3.80	Recognition
	2014	1.40	1.40	0.40	0.40	0.20	3.80	Recognition
DuPage HSD 88	2015	1.40	1.40	0.40	0.40	0.20	3.80	Recognition
	2014	1.40	1.05	0.40	0.40	0.20	3.45	Review
Dupo CUSD 196	2015	1.40	1.40	0.30	0.40	0.10	3.60	Recognition
	2014	1.05	1.40	0.30	0.40	0.10	3.25	Review

(FBRR - Fund Balance/Revenue Ratio - Weighting of 35%, EXRV - Expenditures/Revenue Ratio - Weighting of 35%, DCOH - Days Cash on Hand - Weighting of 10%, STB - Short-Term Borrowing - Weighting of 10%, and LTD - Long-Term Debt -Weighting of 10%)

Note: Because Whiteside School District 115 did not submit an FY15 AFR, they are in the Financial Match Category.

<u>District Name</u>	<u>Data Year</u>	<u>FBRR</u>	<u>ERR</u>	<u>DCOH</u>	<u>STB</u>	<u>LTD</u>	<u>Total Score</u>	<u>Designation</u>
Duquoin CUSD 300	2015	0.70	1.05	0.20	0.40	0.10	2.45	Watch
	2014	1.05	1.05	0.20	0.40	0.10	2.80	Early Warning
Durand CUSD 322	2015	1.40	1.05	0.40	0.40	0.40	3.65	Recognition
	2014	1.40	1.40	0.40	0.40	0.40	4.00	Recognition
Dwight Common SD 232	2015	1.40	1.05	0.30	0.40	0.40	3.55	Recognition
	2014	1.40	1.40	0.30	0.40	0.40	3.90	Recognition
Dwight Twp HSD 230	2015	1.40	1.40	0.40	0.40	0.40	4.00	Recognition
	2014	1.40	1.40	0.40	0.40	0.40	4.00	Recognition
Earville CUSD 9	2015	1.40	1.40	0.40	0.40	0.20	3.80	Recognition
	2014	1.40	1.40	0.40	0.40	0.20	3.80	Recognition
East Alton SD 13	2015	1.05	0.35	0.20	0.40	0.10	2.10	Watch
	2014	1.05	1.05	0.20	0.40	0.10	2.80	Early Warning
East Alton-Wood River CHSD 14	2015	1.40	0.70	0.30	0.40	0.40	3.20	Review
	2014	1.40	1.05	0.40	0.40	0.30	3.55	Recognition
East Coloma - Nelson CESD 20	2015	1.40	1.05	0.40	0.40	0.30	3.55	Recognition
	2014	1.40	1.40	0.40	0.40	0.40	4.00	Recognition
East Dubuque USD 119	2015	1.40	1.40	0.40	0.40	0.40	4.00	Recognition
	2014	1.40	1.40	0.30	0.40	0.40	3.90	Recognition
East Maine SD 63	2015	1.40	1.40	0.40	0.40	0.40	4.00	Recognition
	2014	1.40	1.40	0.40	0.40	0.40	4.00	Recognition
East Moline SD 37	2015	1.40	1.05	0.30	0.40	0.20	3.35	Review
	2014	1.05	0.70	0.20	0.40	0.30	2.65	Early Warning
East Peoria CHSD 309	2015	1.40	1.05	0.40	0.40	0.30	3.55	Recognition
	2014	1.40	1.05	0.40	0.40	0.30	3.55	Recognition
East Peoria SD 86	2015	1.40	1.40	0.40	0.40	0.20	3.80	Recognition
	2014	1.40	1.40	0.40	0.40	0.30	3.90	Recognition
East Prairie SD 73	2015	1.40	1.05	0.40	0.40	0.40	3.65	Recognition
	2014	1.40	1.05	0.40	0.40	0.40	3.65	Recognition
East Richland CUSD 1	2014	1.40	1.40	0.30	0.40	0.10	3.60	Recognition
East St Louis SD 189	2015	1.40	1.40	0.30	0.40	0.10	3.60	Recognition
	2014	1.40	1.40	0.30	0.40	0.10	3.60	Recognition

(FBRR - Fund Balance/Revenue Ratio - Weighting of 35%, EXRV - Expenditures/Revenue Ratio - Weighting of 10%, STB - Short-Term Borrowing - Weighting of 10%, and LTD - Long-Term Debt -Weighting of 10%)

Note: Because Whiteside School District 115 did not submit an FY15 AFR, they are in the Financial Match Category.

March 2016

<u>District Name</u>	<u>Data Year</u>	<u>FBRR</u>	<u>ERR</u>	<u>DCOH</u>	<u>STB</u>	<u>LTD</u>	<u>Total Score</u>	<u>Designation</u>
Eastland CUSD 308	2015	1.40	1.40	0.40	0.40	0.30	3.90	Recognition
	2014	1.40	1.05	0.40	0.40	0.30	3.55	Recognition
Edgar County CUD 6	2015	1.05	1.40	0.20	0.40	0.40	3.45	Review
	2014	1.05	1.40	0.20	0.40	0.40	3.45	Review
Edinburg CUSD 4	2015	1.40	1.40	0.40	0.40	0.40	4.00	Recognition
	2014	1.40	1.40	0.40	0.40	0.40	4.00	Recognition
Edwards County CUSD 1	2015	1.40	1.05	0.30	0.40	0.30	3.45	Review
	2014	1.40	1.05	0.30	0.40	0.40	3.55	Recognition
Edwardsville CUSD 7	2015	0.35	1.05	0.20	0.40	0.10	2.10	Watch
	2014	0.70	1.05	0.20	0.40	0.10	2.45	Watch
Effingham CUSD 40	2015	1.40	1.05	0.40	0.40	0.40	3.65	Recognition
	2014	1.40	1.05	0.40	0.40	0.40	3.65	Recognition
Egyptian CUSD 5	2015	1.40	1.40	0.40	0.40	0.40	4.00	Recognition
	2014	1.40	1.40	0.40	0.40	0.40	4.00	Recognition
EI Paso-Gridley CUSD 11	2015	1.05	1.05	0.20	0.40	0.40	3.10	Review
	2014	1.05	0.70	0.30	0.40	0.40	2.85	Early Warning
Eldorado CUSD 4	2015	1.40	1.05	0.20	0.40	0.30	3.35	Review
	2014	1.40	1.05	0.30	0.40	0.20	3.35	Review
Elmhurst SD 205	2015	1.40	1.40	0.30	0.40	0.30	3.80	Recognition
	2014	1.40	1.05	0.30	0.40	0.30	3.45	Review
Elmwood CUSD 322	2015	1.40	1.40	0.30	0.40	0.30	3.80	Recognition
	2014	1.40	1.05	0.30	0.40	0.40	3.55	Recognition
Elmwood Park CUSD 401	2015	1.40	1.40	0.40	0.40	0.20	3.80	Recognition
	2014	1.40	1.40	0.30	0.40	0.20	3.70	Recognition
Elverado CUSD 196	2015	1.05	1.05	0.20	0.40	0.30	3.00	Early Warning
	2014	1.05	1.05	0.20	0.40	0.20	2.90	Early Warning
Elwood CCSD 203	2015	1.40	1.05	0.40	0.40	0.40	3.65	Recognition
	2014	1.40	1.05	0.40	0.40	0.40	3.65	Recognition
Emmons SD 33	2015	1.40	1.05	0.40	0.40	0.10	3.35	Review
	2014	1.40	1.40	0.40	0.40	0.10	3.70	Recognition
Erie CUSD 1	2015	1.40	1.05	0.40	0.40	0.40	3.65	Recognition

(FBRR - Fund Balance/Revenue Ratio - Weighting of 35%, EXRV - Expenditures/Revenue Ratio - Weighting of 35%, DCOH - Days Cash on Hand - Weighting of 10%, STB - Short-Term Borrowing - Weighting of 10%, and LTD - Long-Term Debt -Weighting of 10%)

Note: Because Whiteside School District 115 did not submit an FY15 AFR, they are in the Financial Match Category.

March 2016

<u>District Name</u>	<u>Data Year</u>	<u>FBRR</u>	<u>ERR</u>	<u>DCOH</u>	<u>STB</u>	<u>LTD</u>	<u>Total Score</u>	<u>Designation</u>
Erie CUSD 1	2014	1.40	1.40	0.40	0.40	0.40	4.00	Recognition
ESD 159	2015	1.40	1.40	0.40	0.40	0.10	3.70	Recognition
Eswood CCSD 269	2014	1.40	1.40	0.30	0.40	0.10	3.60	Recognition
	2015	1.40	1.05	0.40	0.40	0.40	3.65	Recognition
Eureka CUD 140	2014	1.40	1.40	0.40	0.40	0.40	4.00	Recognition
	2015	1.40	1.05	0.40	0.40	0.40	3.65	Recognition
Evanston CCSD 65	2014	1.40	1.05	0.30	0.40	0.40	3.55	Recognition
	2015	1.05	1.40	0.20	0.40	0.30	3.35	Review
Evanston Twp HSD 202	2014	1.05	1.05	0.20	0.40	0.30	3.00	Early Warning
	2015	1.40	1.40	0.30	0.40	0.40	3.90	Recognition
Evergreen Park CHSD 231	2014	1.40	1.40	0.30	0.40	0.40	3.90	Recognition
	2015	1.40	1.40	0.40	0.40	0.40	4.00	Recognition
Evergreen Park ESD 124	2014	1.40	1.40	0.40	0.40	0.40	4.00	Recognition
	2015	1.40	0.70	0.30	0.40	0.30	3.10	Review
Ewing Northern CCSD 115	2014	1.40	1.05	0.40	0.40	0.30	3.55	Recognition
	2015	1.40	1.05	0.40	0.40	0.30	3.55	Recognition
Fairfield Comm H S Dist 225	2014	1.40	1.40	0.40	0.40	0.30	3.90	Recognition
	2015	1.40	1.05	0.30	0.40	0.40	3.55	Recognition
Fairfield PSD 112	2014	1.40	1.05	0.30	0.40	0.40	3.55	Recognition
	2015	1.40	1.05	0.40	0.40	0.10	3.35	Review
Fairmont SD 89	2014	1.40	1.05	0.40	0.40	0.10	3.35	Review
	2015	1.40	1.40	0.40	0.40	0.30	3.90	Recognition
Fairview SD 72	2014	1.40	1.40	0.30	0.40	0.30	3.80	Recognition
	2015	1.40	1.40	0.40	0.40	0.40	4.00	Recognition
Farmington Central CUSD 265	2014	1.40	1.40	0.40	0.40	0.40	4.00	Recognition
	2015	1.40	1.40	0.40	0.40	0.40	4.00	Recognition
Farrington CCSD 99	2014	1.40	1.05	0.40	0.40	0.40	3.65	Recognition
	2015	1.40	1.05	0.30	0.40	0.40	3.55	Recognition
Fenton CHSD 100	2014	1.40	1.40	0.40	0.40	0.30	3.90	Recognition
	2015	1.40	1.05	0.40	0.40	0.40	3.65	Recognition
	2014	1.40	1.40	0.40	0.40	0.40	4.00	Recognition

(FBRR - Fund Balance/Revenue Ratio - Weighting of 35%, EXRV - Expenditures/Revenue Ratio - Weighting of 10%, STB - Short-Term Borrowing - Weighting of 10%, and LTD - Long-Term Debt -Weighting of 10%)

Note: Because Whiteside School District 115 did not submit an FY15 AFR, they are in the Financial Match Category.

<u>District Name</u>	<u>Data Year</u>	<u>FBRR</u>	<u>ERR</u>	<u>DCOH</u>	<u>STB</u>	<u>LTD</u>	<u>Total Score</u>	<u>Designation</u>
Field CCSD 3	2015	1.40	1.05	0.40	0.40	0.40	3.65	Recognition
	2014	1.40	1.05	0.30	0.40	0.40	3.55	Recognition
Fieldcrest CUSD 6	2015	1.05	1.40	0.20	0.40	0.40	3.45	Review
	2014	0.70	0.70	0.20	0.40	0.40	2.40	Watch
Fisher CUSD 1	2015	1.40	1.05	0.40	0.40	0.10	3.35	Review
	2014	1.40	1.05	0.40	0.40	0.10	3.35	Review
Flanagan-Cornell Dist 74	2015	1.40	1.05	0.30	0.40	0.40	3.55	Recognition
	2014	1.05	0.70	0.20	0.40	0.40	2.75	Early Warning
Flora CUSD 35	2015	1.40	1.40	0.40	0.40	0.10	3.70	Recognition
	2014	1.40	1.40	0.40	0.40	0.10	3.70	Recognition
Flossmoor SD 161	2015	1.40	1.05	0.40	0.40	0.30	3.55	Recognition
	2014	1.40	1.05	0.40	0.40	0.30	3.55	Recognition
Ford Heights SD 169	2015	1.40	1.05	0.40	0.40	0.10	3.35	Review
	2014	1.40	1.05	0.40	0.40	0.10	3.35	Review
Forest Park SD 91	2015	1.40	1.05	0.40	0.40	0.40	3.65	Recognition
	2014	1.40	1.05	0.40	0.40	0.40	3.65	Recognition
Forest Ridge SD 142	2015	1.40	1.05	0.40	0.40	0.20	3.45	Review
	2014	1.40	1.05	0.30	0.40	0.20	3.35	Review
Forrestville Valley CUSD 221	2015	1.40	1.40	0.40	0.40	0.30	3.90	Recognition
	2014	1.40	1.05	0.30	0.40	0.30	3.45	Review
Fox Lake GSD 114	2015	1.40	1.05	0.30	0.40	0.20	3.35	Review
	2014	1.40	1.05	0.40	0.40	0.20	3.45	Review
Fox River Grove Cons SD 3	2015	1.40	1.40	0.40	0.40	0.30	3.90	Recognition
	2014	1.40	1.05	0.40	0.40	0.30	3.55	Recognition
Frankfort CCSD 157C	2015	1.40	1.40	0.40	0.40	0.30	3.90	Recognition
	2014	1.40	1.40	0.40	0.40	0.20	3.80	Recognition
Frankfort CUSD 168	2015	0.35	1.05	0.10	0.40	0.40	2.30	Watch
	2014	0.35	1.05	0.10	0.40	0.30	2.20	Watch
Franklin CUSD 1	2015	1.40	1.05	0.40	0.40	0.40	3.65	Recognition
	2014	1.40	1.05	0.40	0.40	0.40	3.65	Recognition
Franklin Park SD 84	2015	1.40	1.05	0.40	0.40	0.30	3.55	Recognition

(FBRR - Fund Balance/Revenue Ratio - Weighting of 35%, EXRV - Expenditures/Revenue Ratio - Weighting of 10%, STB - Short-Term Borrowing - Weighting of 10%, and LTD - Long-Term Debt -Weighting of 10%)

Note: Because Whiteside School District 115 did not submit an FY15 AFR, they are in the Financial Watch Category.

<u>District Name</u>	<u>Data Year</u>	<u>FBRR</u>	<u>ERR</u>	<u>DCOH</u>	<u>STB</u>	<u>LTD</u>	<u>Total Score</u>	<u>Designation</u>
Franklin Park SD 84	2014	1.40	1.40	0.40	0.40	0.20	3.80	Recognition
Freeburg CCSD 70	2015	1.40	1.05	0.40	0.40	0.40	3.65	Recognition
Freeburg CHSD 77	2014	1.40	1.05	0.40	0.40	0.40	3.65	Recognition
	2015	1.40	0.70	0.30	0.40	0.30	3.10	Review
	2014	1.40	1.05	0.30	0.40	0.30	3.45	Review
Freeport SD 145	2015	1.05	1.05	0.20	0.40	0.30	3.00	Early Warning
	2014	1.40	1.05	0.30	0.40	0.30	3.45	Review
Fremont SD 79	2015	1.40	1.40	0.40	0.40	0.30	3.90	Recognition
	2014	1.40	1.40	0.40	0.40	0.30	3.90	Recognition
Galatia CUSD 1	2015	1.40	1.05	0.30	0.40	0.40	3.55	Recognition
	2014	1.40	1.40	0.40	0.40	0.40	4.00	Recognition
Galena USD 120	2015	1.40	1.40	0.30	0.40	0.40	3.90	Recognition
	2014	1.40	1.40	0.30	0.40	0.40	3.90	Recognition
Galesburg CUSD 205	2015	1.40	1.05	0.30	0.40	0.10	3.25	Review
	2014	1.40	1.05	0.30	0.40	0.10	3.25	Review
Gallatin CUSD 7	2015	1.40	1.40	0.30	0.40	0.40	3.90	Recognition
	2014	1.40	1.40	0.30	0.40	0.40	3.90	Recognition
Galva CUSD 224	2015	1.40	1.40	0.40	0.40	0.40	4.00	Recognition
	2014	1.40	1.40	0.40	0.40	0.40	4.00	Recognition
Gardner CCSD 72C	2015	1.40	1.05	0.40	0.40	0.40	3.65	Recognition
	2014	1.40	1.05	0.40	0.40	0.40	3.65	Recognition
Gardner S Wilmington Twp HSD 73	2015	1.40	1.05	0.40	0.40	0.40	3.65	Recognition
	2014	1.40	1.05	0.40	0.40	0.40	3.65	Recognition
Gavin SD 37	2015	1.40	1.05	0.30	0.40	0.30	3.45	Review
	2014	1.40	1.40	0.30	0.40	0.30	3.80	Recognition
Geff CCSD 14	2015	1.40	1.05	0.40	0.40	0.40	3.65	Recognition
	2014	1.40	1.40	0.40	0.40	0.40	4.00	Recognition
Gen George Patton SD 133	2015	1.40	1.40	0.40	0.40	0.10	3.70	Recognition
	2014	1.40	1.40	0.30	0.40	0.10	3.60	Recognition
Geneseo CUSD 228	2015	1.40	1.05	0.40	0.40	0.40	3.65	Recognition
	2014	1.40	1.05	0.40	0.40	0.40	3.65	Recognition

(FBRR - Fund Balance/Revenue Ratio - Weighting of 35%, EXRV - Expenditures/Revenue Ratio - Weighting of 35%, DCOH - Days Cash on Hand - Weighting of 10%, STB - Short-Term Borrowing - Weighting of 10%, and LTD - Long-Term Debt -Weighting of 10%)

Note: Because Whiteside School District 115 did not submit an FY15 AFR, they are in the Financial Match Category.

March 2016

<u>District Name</u>	<u>Data Year</u>	<u>FBRR</u>	<u>ERR</u>	<u>DCOH</u>	<u>STB</u>	<u>LTD</u>	<u>Total Score</u>	<u>Designation</u>
Geneva CUSD 304	2015	1.40	1.40	0.40	0.40	0.10	3.70	Recognition
	2014	1.40	1.40	0.40	0.40	0.10	3.70	Recognition
Genoa Kingston CUSD 424	2015	1.40	1.05	0.40	0.40	0.40	3.65	Recognition
	2014	1.40	1.05	0.40	0.40	0.30	3.55	Recognition
Georgetown-Ridge Farm CUD 4	2015	1.05	1.05	0.20	0.40	0.40	3.10	Review
	2014	0.70	1.05	0.20	0.30	0.30	2.55	Watch
Germantown Hills SD 69	2015	1.40	1.05	0.40	0.40	0.40	3.65	Recognition
	2014	1.40	1.40	0.40	0.40	0.30	3.90	Recognition
Germantown SD 60	2015	1.40	1.05	0.40	0.40	0.40	3.65	Recognition
	2014	1.40	1.40	0.40	0.40	0.40	4.00	Recognition
Giant City CCSD 130	2015	1.40	1.40	0.30	0.40	0.30	3.80	Recognition
	2014	1.40	1.40	0.30	0.40	0.20	3.70	Recognition
Gibson City-Melvin-Sibley CUSD 5	2015	1.40	1.40	0.40	0.40	0.30	3.90	Recognition
	2014	1.40	1.05	0.40	0.40	0.30	3.55	Recognition
Gifford CCSD 188	2015	1.40	1.05	0.40	0.40	0.30	3.55	Recognition
	2014	1.40	1.40	0.40	0.40	0.20	3.80	Recognition
Gillespie CUSD 7	2015	1.40	0.70	0.30	0.40	0.10	2.90	Early Warning
	2014	1.40	1.05	0.30	0.40	0.10	3.25	Review
Glen Eilyn SD 41	2015	1.05	1.40	0.40	0.40	0.40	3.65	Recognition
	2014	1.40	1.05	0.40	0.40	0.40	3.65	Recognition
Glenbard Twp HSD 87	2015	1.40	1.40	0.40	0.40	0.40	4.00	Recognition
	2014	1.40	1.40	0.40	0.40	0.40	4.00	Recognition
Glencoe SD 35	2015	1.40	1.40	0.40	0.40	0.30	3.90	Recognition
	2014	1.40	1.40	0.40	0.40	0.30	3.90	Recognition
Glenview CCSD 34	2015	1.40	1.40	0.40	0.40	0.40	4.00	Recognition
	2014	1.40	1.05	0.40	0.40	0.40	3.65	Recognition
Golf ESD 67	2015	1.40	1.40	0.40	0.40	0.20	3.80	Recognition
	2014	1.40	1.40	0.40	0.40	0.20	3.80	Recognition
Goreville CUD 1	2015	1.40	1.05	0.40	0.40	0.20	3.45	Review
	2014	1.40	1.40	0.40	0.40	0.20	3.80	Recognition
Gower SD 62	2015	1.40	1.40	0.40	0.40	0.40	4.00	Recognition

(FBRR - Fund Balance/Revenue Ratio - Weighting of 35%, EXRV - Expenditures/Revenue Ratio - Weighting of 35%, DCOH - Days Cash on Hand - Weighting of 10%, STB - Short-Term Borrowing - Weighting of 10%, and LTD - Long-Term Debt -Weighting of 10%)

Note: Because Whiteside School District 115 did not submit an FY15 AFR, they are in the Financial Match Category.

<u>District Name</u>	<u>Data Year</u>	<u>FBRR</u>	<u>ERR</u>	<u>DCOH</u>	<u>STB</u>	<u>LTD</u>	<u>Total Score</u>	<u>Designation</u>
Gower SD 62	2014	1.40	1.40	0.40	0.40	0.40	4.00	Recognition
Grand Prairie CCSD 6	2015	0.70	1.05	0.10	0.40	0.40	2.65	Early Warning
	2014	0.70	1.05	0.10	0.40	0.40	2.65	Early Warning
Grand Ridge CCSD 95	2015	1.40	1.40	0.40	0.40	0.30	3.90	Recognition
	2014	1.40	1.05	0.40	0.40	0.30	3.55	Recognition
Granite City CUSD 9	2015	1.05	1.40	0.20	0.40	0.30	3.35	Review
	2014	1.05	1.05	0.20	0.40	0.30	3.00	Early Warning
Grant CCSD 110	2015	1.40	0.70	0.20	0.40	0.30	3.00	Early Warning
	2014	1.40	1.05	0.30	0.40	0.30	3.45	Review
Grant CHSD 124	2015	1.40	1.05	0.40	0.40	0.30	3.55	Recognition
	2014	1.40	1.40	0.40	0.40	0.30	3.90	Recognition
Grant Park CUSD 6	2015	1.40	1.40	0.40	0.40	0.30	3.90	Recognition
	2014	1.40	1.40	0.30	0.40	0.30	3.80	Recognition
Grass Lake SD 36	2015	1.40	1.40	0.40	0.40	0.40	4.00	Recognition
	2014	1.40	1.40	0.40	0.40	0.40	4.00	Recognition
Grayslake CCSD 46	2015	1.40	1.40	0.40	0.40	0.10	4.00	Recognition
	2014	1.40	1.05	0.30	0.40	0.10	3.70	Recognition
Grayslake CHSD 127	2015	1.40	1.40	0.40	0.40	0.10	3.70	Review
	2014	1.40	1.40	0.40	0.40	0.10	3.70	Recognition
Grayville CUSD 1	2015	1.40	1.05	0.30	0.40	0.30	3.45	Review
	2014	1.40	1.05	0.30	0.40	0.30	3.45	Review
Greenfield CUSD 10	2015	1.40	1.05	0.30	0.40	0.40	3.55	Recognition
	2014	1.40	1.05	0.30	0.40	0.40	3.55	Recognition
Greenview CUSD 200	2015	1.40	1.40	0.40	0.40	0.40	4.00	Recognition
	2014	1.40	1.40	0.40	0.40	0.40	4.00	Recognition
Griggsville-Perry CUSD 4	2015	1.05	1.05	0.20	0.40	0.10	2.80	Early Warning
	2014	0.35	0.70	0.10	0.40	0.10	1.65	Watch
Gurnee SD 56	2015	1.40	1.40	0.40	0.40	0.10	3.70	Recognition
	2014	1.40	1.05	0.40	0.40	0.10	3.35	Review
Hall HSD 502	2015	1.05	1.05	0.20	0.40	0.10	2.80	Early Warning
	2014	1.05	0.70	0.20	0.40	0.10	2.45	Watch

(FBRR - Fund Balance/Revenue Ratio - Weighting of 35%, EXRV - Expenditures/Revenue Ratio - Weighting of 35%, DCOH - Days Cash on Hand - Weighting of 10%, STB - Short-Term Borrowing - Weighting of 10%, and LTD - Long-Term Debt -Weighting of 10%)

Note: Because Whiteside School District 115 did not submit an FY15 AFR, they are in the Financial Match Category.

March 2016

<u>District Name</u>	<u>Data Year</u>	<u>FBRR</u>	<u>ERR</u>	<u>DCOH</u>	<u>STB</u>	<u>LTD</u>	<u>Total Score</u>	<u>Designation</u>
Hamilton CCSD 328	2015	1.05	1.05	0.20	0.40	0.40	3.10	Review
	2014	1.05	0.70	0.20	0.40	0.40	2.75	Early Warning
Hamilton Co CUSD 10	2015	0.70	1.40	0.10	0.40	0.40	3.00	Early Warning
	2014	0.70	1.05	0.10	0.40	0.30	2.55	Watch
Hampton SD 29	2015	1.40	1.05	0.40	0.40	0.30	3.55	Recognition
	2014	1.40	1.40	0.40	0.40	0.40	4.00	Recognition
Hardin County CUSD 1	2015	1.05	1.05	0.20	0.40	0.40	3.10	Review
	2014	0.70	1.40	0.20	0.40	0.30	3.00	Early Warning
Harlem UD 122	2015	0.70	1.40	0.30	0.40	0.30	3.10	Review
	2014	0.70	1.40	0.30	0.40	0.30	3.10	Review
Harmony Emge SD 175	2015	1.05	1.05	0.20	0.40	0.20	2.90	Early Warning
	2014	1.05	1.05	0.20	0.40	0.20	2.90	Early Warning
Harrisburg CUSD 3	2015	1.05	1.05	0.20	0.40	0.20	2.90	Early Warning
	2014	1.05	1.05	0.20	0.40	0.20	2.90	Early Warning
Harrison SD 36	2015	1.40	1.40	0.40	0.40	0.20	3.80	Recognition
	2014	1.40	1.40	0.40	0.40	0.20	3.80	Recognition
Hartsburg Emden CUSD 21	2015	1.40	1.40	0.40	0.40	0.40	4.00	Recognition
	2014	1.40	1.40	0.30	0.40	0.40	3.90	Recognition
Harvard CUSD 50	2015	1.40	1.40	0.40	0.40	0.10	3.70	Recognition
	2014	1.40	1.40	0.40	0.40	0.10	3.70	Recognition
Harvey SD 152	2015	1.40	1.05	0.40	0.40	0.40	3.65	Recognition
	2014	1.40	1.05	0.40	0.40	0.40	3.65	Recognition
Havana CUSD 126	2015	1.40	1.05	0.40	0.40	0.30	3.55	Recognition
	2014	1.40	1.05	0.40	0.40	0.30	3.55	Recognition
Hawthorn CCSD 73	2015	1.40	1.05	0.40	0.40	0.30	3.55	Recognition
	2014	1.40	1.05	0.40	0.40	0.30	3.55	Recognition
Hazel Crest SD 152-5	2015	1.40	1.05	0.40	0.40	0.10	3.35	Review
	2014	1.40	1.05	0.40	0.40	0.10	3.35	Review
Henry-Senachwine CUSD 5	2015	1.40	1.40	0.40	0.40	0.40	4.00	Recognition
	2014	1.40	1.05	0.40	0.40	0.40	3.65	Recognition
Heritage CUSD 8	2015	1.40	1.05	0.40	0.40	0.20	3.45	Review

(FBRR - Fund Balance/Revenue Ratio - Weighting of 35%, EXRV - Expenditures/Revenue Ratio - Weighting of 35%, DCOH - Days Cash on Hand - Weighting of 10%, STB - Short-Term Borrowing - Weighting of 10%, and LTD - Long-Term Debt -Weighting of 10%)

Note: Because Whiteside School District 115 did not submit an FY15 AFR, they are in the Financial Match Category.

March 2016

<u>District Name</u>	<u>Data Year</u>	<u>FBRR</u>	<u>ERR</u>	<u>DCOH</u>	<u>STB</u>	<u>LTD</u>	<u>Total Score</u>	<u>Designation</u>
Heritage CUSD 8	2014	1.40	1.05	0.40	0.40	0.20	3.45	Review
Herrin CUSD 4	2015	0.70	1.05	0.20	0.40	0.10	2.45	Watch
Herscher CUSD 2	2014	1.05	1.05	0.20	0.40	0.10	2.80	Early Warning
	2015	1.40	1.05	0.40	0.40	0.30	3.55	Recognition
Heyworth CUSD 4	2014	1.40	1.05	0.40	0.40	0.30	3.55	Recognition
	2015	1.40	1.05	0.30	0.40	0.20	3.35	Review
Hiawatha CUSD 426	2014	1.40	1.05	0.30	0.40	0.20	3.35	Review
	2015	1.40	1.05	0.40	0.40	0.20	3.45	Review
High Mount SD 116	2014	1.40	1.05	0.40	0.40	0.10	3.35	Review
	2015	1.05	1.40	0.20	0.40	0.20	3.25	Review
Highland CUSD 5	2014	0.70	1.05	0.10	0.40	0.20	2.45	Watch
	2015	1.05	1.05	0.30	0.40	0.30	3.10	Review
Hillsboro CUSD 3	2014	1.05	1.40	0.20	0.40	0.20	3.25	Review
	2015	1.05	1.05	0.20	0.40	0.30	3.00	Early Warning
Hillside SD 93	2014	1.05	1.05	0.20	0.40	0.30	3.00	Early Warning
	2015	1.40	1.05	0.40	0.40	0.40	3.65	Recognition
Hinckley Big Rock CUSD 429	2014	1.40	1.40	0.40	0.40	0.40	4.00	Recognition
	2015	1.40	1.05	0.40	0.40	0.10	3.35	Review
Hinsdale CCSD 181	2014	1.40	1.05	0.40	0.40	0.10	3.35	Review
	2015	1.40	1.40	0.30	0.40	0.30	3.80	Recognition
Hinsdale Twp HSD 86	2014	1.40	1.05	0.30	0.40	0.30	3.45	Review
	2015	1.05	1.05	0.40	0.40	0.40	3.30	Review
Hollis Cons SD 328	2014	1.40	1.40	0.40	0.40	0.40	4.00	Recognition
	2015	1.40	1.40	0.40	0.40	0.40	4.00	Recognition
Homer CCSD 33C	2014	1.40	1.40	0.40	0.40	0.30	3.90	Recognition
	2015	1.40	1.05	0.30	0.40	0.40	3.55	Recognition
Homewood Flossmoor CHSD 233	2014	1.40	1.05	0.40	0.40	0.40	3.65	Recognition
	2015	1.40	1.05	0.40	0.40	0.10	3.35	Review
Homewood SD 153	2014	1.40	1.05	0.40	0.40	0.10	3.35	Review
	2015	1.40	1.05	0.30	0.40	0.10	3.25	Review
	2014	1.40	1.05	0.30	0.40	0.20	3.35	Review

(FBRR - Fund Balance/Revenue Ratio - Weighting of 35%, EXRV - Expenditures/Revenue Ratio - Weighting of 35%, DCOH - Days Cash on Hand - Weighting of 10%, STB - Short-Term Borrowing - Weighting of 10%, and LTD - Long-Term Debt -Weighting of 10%)

Note: Because Whiteside School District 115 did not submit an FY15 AFR, they are in the Financial Watch Category.

<u>District Name</u>	<u>Data Year</u>	<u>FBRR</u>	<u>ERR</u>	<u>DCOH</u>	<u>STB</u>	<u>LTD</u>	<u>Total Score</u>	<u>Designation</u>
Hononegah CHD 207	2015	1.40	1.05	0.30	0.40	0.40	3.55	Recognition
	2014	1.40	1.40	0.30	0.40	0.40	3.90	Recognition
Hoopeston Area CUSD 11	2015	1.40	1.05	0.40	0.40	0.40	3.65	Recognition
	2014	1.40	1.05	0.40	0.40	0.40	3.65	Recognition
Hoover-Schrum Memorial SD 157	2015	1.40	1.05	0.30	0.40	0.10	3.25	Review
	2014	1.40	1.05	0.30	0.40	0.10	3.25	Review
Hoyleton Cons SD 29	2015	1.40	1.40	0.40	0.40	0.40	4.00	Recognition
	2014	1.40	1.05	0.40	0.40	0.40	3.65	Recognition
Huntley Comm Sch Dist 158	2015	1.40	1.40	0.40	0.40	0.20	3.80	Recognition
Hutsonville CUSD 1	2015	1.40	1.05	0.30	0.40	0.30	3.45	Review
Il Valley Central USD 321	2014	1.40	1.40	0.30	0.40	0.30	3.80	Recognition
	2015	1.40	1.40	0.40	0.40	0.30	3.90	Recognition
Illini Bluffs CUSD 327	2014	1.40	0.70	0.30	0.40	0.30	3.10	Review
	2015	1.40	1.05	0.40	0.40	0.30	3.55	Recognition
Illini Central CUSD 189	2014	1.40	1.05	0.30	0.40	0.40	3.55	Recognition
	2015	1.40	1.40	0.40	0.40	0.30	3.90	Recognition
Illini West H S Dist 307	2014	1.40	1.40	0.40	0.40	0.40	4.00	Recognition
	2015	1.40	1.40	0.40	0.40	0.40	4.00	Recognition
Ina CCSD 8	2015	1.40	0.35	0.30	0.40	0.40	2.85	Early Warning
	2014	1.40	1.05	0.30	0.40	0.30	3.45	Review
Indian Creek CUSD 425	2015	1.40	1.40	0.40	0.40	0.40	4.00	Recognition
	2014	1.40	1.40	0.40	0.40	0.40	4.00	Recognition
Indian Prairie CUSD 204	2015	1.40	1.40	0.30	0.40	0.30	3.80	Recognition
	2014	1.40	1.05	0.30	0.40	0.30	3.45	Review
Indian Springs SD 109	2015	1.40	1.05	0.40	0.40	0.30	3.55	Recognition
	2014	1.40	1.05	0.40	0.40	0.30	3.55	Recognition
Iroquois County CUSD 9	2015	1.40	1.05	0.40	0.40	0.40	3.65	Recognition
	2014	1.40	1.40	0.40	0.40	0.40	4.00	Recognition
Iroquois West CUSD 10	2015	1.40	1.05	0.40	0.40	0.40	3.65	Recognition
	2014	1.40	1.05	0.40	0.40	0.40	3.65	Recognition

(FBRR - Fund Balance/Revenue Ratio - Weighting of 35%, EXRV - Expenditures/Revenue Ratio - Weighting of 10%, STB - Short-Term Borrowing - Weighting of 10%, and LTD - Long-Term Debt -Weighting of 10%)

Note: Because Whiteside School District 115 did not submit an FY15 AFR, they are in the Financial Match Category.

March 2016

<u>District Name</u>	<u>Data Year</u>	<u>FBRR</u>	<u>ERR</u>	<u>DCOH</u>	<u>STB</u>	<u>LTD</u>	<u>Total Score</u>	<u>Designation</u>
Irvington CCSD 11	2015	1.40	1.40	0.30	0.40	0.40	3.90	Recognition
	2014	1.40	1.05	0.30	0.40	0.40	3.55	Recognition
Itasca SD 10	2015	1.40	1.05	0.40	0.40	0.30	3.55	Recognition
	2014	1.40	1.05	0.40	0.40	0.30	3.55	Recognition
Iuka CCSD 7	2015	1.40	1.05	0.30	0.40	0.40	3.55	Recognition
	2014	1.40	1.05	0.30	0.40	0.40	3.55	Recognition
J S Morton HSD 201	2015	1.40	1.40	0.40	0.40	0.20	3.80	Recognition
	2014	1.40	1.40	0.40	0.40	0.20	3.80	Recognition
Jacksonville SD 117	2015	1.40	1.40	0.40	0.40	0.40	4.00	Recognition
	2014	1.40	1.40	0.40	0.40	0.40	4.00	Recognition
Jamaica CUSD 12	2015	1.40	1.40	0.30	0.40	0.40	3.90	Recognition
	2014	1.40	1.05	0.30	0.40	0.40	3.55	Recognition
Jasper CCSD 17	2015	1.40	1.05	0.40	0.40	0.10	3.35	Review
	2014	1.40	1.05	0.40	0.40	0.10	3.35	Review
Jasper County CUD 1	2015	1.05	1.05	0.20	0.40	0.30	3.00	Early Warning
	2014	1.05	1.05	0.20	0.40	0.40	3.10	Review
Jersey CUSD 100	2015	1.40	1.05	0.20	0.40	0.30	3.35	Review
	2014	1.40	1.05	0.30	0.40	0.20	3.35	Review
Johnsburg CUSD 12	2015	0.35	1.05	0.10	0.40	0.10	2.00	Watch
	2014	0.35	1.05	0.10	0.40	0.40	2.30	Watch
Johnston City CUSD 1	2015	1.05	1.40	0.20	0.40	0.10	3.15	Review
	2014	1.05	1.05	0.20	0.40	0.10	2.80	Early Warning
Joliet PSD 86	2015	1.40	1.40	0.30	0.40	0.10	3.60	Recognition
	2014	1.40	1.40	0.30	0.40	0.10	3.60	Recognition
Joliet Twp HSD 204	2015	1.40	1.40	0.40	0.40	0.20	3.80	Recognition
	2014	1.40	1.40	0.30	0.40	0.20	3.70	Recognition
Joppa-Maple Grove UD 38	2015	1.40	1.40	0.40	0.40	0.40	4.00	Recognition
	2014	1.40	1.40	0.40	0.40	0.40	4.00	Recognition
Kaneland CUSD 302	2015	1.05	1.40	0.40	0.40	0.10	3.35	Review
	2014	1.40	1.40	0.40	0.40	0.10	3.70	Recognition
Kankakee SD 111	2015	1.05	1.05	0.20	0.40	0.30	3.00	Early Warning

(FBRR - Fund Balance/Revenue Ratio - Weighting of 35%, EXRV - Expenditures/Revenue Ratio - Weighting of 10%, STB - Short-Term Borrowing - Weighting of 10%, and LTD - Long-Term Debt -Weighting of 10%)

Note: Because Whiteside School District 115 did not submit an FY15 AFR, they are in the Financial Match Category.

March 2016

<u>District Name</u>	<u>Data Year</u>	<u>FBRR</u>	<u>ERR</u>	<u>DCOH</u>	<u>STB</u>	<u>LTD</u>	<u>Total Score</u>	<u>Designation</u>
Kankakee SD 111	2014	1.05	1.05	0.20	0.40	0.30	3.00	Early Warning
Kansas CUSD 3	2015	1.40	1.05	0.30	0.40	0.30	3.45	Review
Keeneyville SD 20	2014	1.40	0.70	0.30	0.40	0.30	3.10	Review
	2015	1.40	1.40	0.40	0.40	0.40	4.00	Recognition
Kell Cons SD 2	2014	1.40	1.40	0.40	0.40	0.40	4.00	Recognition
	2015	1.40	1.05	0.40	0.40	0.40	3.65	Recognition
Kenilworth SD 38	2014	1.40	1.05	0.40	0.40	0.40	3.65	Recognition
	2015	1.40	1.40	0.40	0.40	0.30	3.90	Recognition
Kewanee CUSD 229	2014	1.40	1.40	0.40	0.40	0.30	3.90	Recognition
	2015	1.40	1.40	0.40	0.40	0.30	3.90	Recognition
Kildeer Countryside CCSD 96	2014	1.40	1.40	0.40	0.40	0.30	3.90	Recognition
	2015	1.40	1.40	0.40	0.40	0.40	4.00	Recognition
Kings Cons SD 144	2014	1.40	1.40	0.40	0.40	0.40	4.00	Recognition
	2015	1.40	1.40	0.40	0.40	0.30	3.90	Recognition
Kinnickinnick CCSD 131	2014	1.40	1.05	0.30	0.40	0.20	3.35	Review
	2015	1.40	1.40	0.40	0.40	0.40	4.00	Recognition
Kirby SD 140	2014	1.40	1.05	0.40	0.40	0.30	3.55	Recognition
	2015	1.40	1.05	0.40	0.40	0.40	3.65	Recognition
Knoxville CUSD 202	2014	1.40	1.05	0.40	0.40	0.40	3.65	Recognition
	2015	1.40	1.05	0.40	0.40	0.10	3.35	Review
Komarek SD 94	2014	1.40	1.05	0.40	0.40	0.10	3.35	Review
	2015	1.40	1.05	0.30	0.40	0.20	3.35	Review
La Grange SD 102	2014	1.40	1.05	0.40	0.40	0.20	3.45	Review
	2015	1.40	1.05	0.20	0.40	0.20	3.25	Review
La Grange SD 105 South	2014	1.40	1.05	0.30	0.40	0.20	3.35	Review
	2015	1.40	1.40	0.40	0.40	0.20	3.80	Recognition
La Harpe CSD 347	2014	1.40	1.40	0.40	0.40	0.20	3.80	Recognition
	2015	1.40	1.05	0.30	0.40	0.10	3.25	Review
La Moille CUSD 303	2014	1.40	0.70	0.30	0.40	0.10	2.90	Early Warning
	2015	1.40	1.05	0.40	0.40	0.40	3.65	Recognition
	2014	1.40	1.05	0.40	0.40	0.40	3.65	Recognition

(FBRR - Fund Balance/Revenue Ratio - Weighting of 35%, EXRV - Expenditures/Revenue Ratio - Weighting of 35%, DCOH - Days Cash on Hand - Weighting of 10%, STB - Short-Term Borrowing - Weighting of 10%, and LTD - Long-Term Debt -Weighting of 10%)

Note: Because Whiteside School District 115 did not submit an FY15 AFR, they are in the Financial Match Category.

March 2016

<u>District Name</u>	<u>Data Year</u>	<u>FBRR</u>	<u>ERR</u>	<u>DCOH</u>	<u>STB</u>	<u>LTD</u>	<u>Total Score</u>	<u>Designation</u>
La Salle ESD 122	2015	1.40	1.05	0.30	0.40	0.40	3.55	Recognition
	2014	1.40	1.05	0.30	0.40	0.40	3.55	Recognition
La Salle-Peru Twp HSD 120	2015	1.40	1.05	0.40	0.40	0.40	3.65	Recognition
	2014	1.40	1.05	0.40	0.40	0.30	3.55	Recognition
Ladd CCSD 94	2015	1.40	1.05	0.40	0.40	0.30	3.55	Recognition
	2014	1.40	1.05	0.40	0.40	0.30	3.55	Recognition
LaGrange Highlands SD 106	2015	1.40	1.40	0.40	0.40	0.40	4.00	Recognition
	2014	1.40	1.40	0.40	0.40	0.40	4.00	Recognition
Lake Bluff ESD 65	2015	1.40	1.40	0.40	0.40	0.20	3.80	Recognition
	2014	1.40	1.05	0.40	0.40	0.20	3.45	Review
Lake Forest CHSD 115	2015	1.05	1.40	0.40	0.40	0.30	3.55	Recognition
	2014	1.05	1.40	0.40	0.40	0.30	3.55	Recognition
Lake Forest SD 67	2015	1.05	1.40	0.40	0.40	0.40	3.65	Recognition
	2014	1.05	1.40	0.40	0.40	0.40	3.65	Recognition
Lake Park CHSD 108	2015	1.40	1.40	0.40	0.40	0.30	3.90	Recognition
	2014	1.05	1.40	0.40	0.40	0.30	3.55	Recognition
Lake Villa CCSD 41	2015	1.40	1.40	0.40	0.40	0.30	3.90	Recognition
	2014	1.40	1.05	0.40	0.40	0.20	3.45	Review
Lake Zurich CUSD 95	2015	1.40	1.40	0.40	0.40	0.40	4.00	Recognition
	2014	1.40	1.40	0.40	0.40	0.40	4.00	Recognition
Lansing SD 158	2015	1.40	1.40	0.40	0.40	0.20	3.80	Recognition
	2014	1.40	1.40	0.40	0.40	0.20	3.80	Recognition
Laraway CCSD 70C	2015	1.40	1.40	0.40	0.40	0.40	4.00	Recognition
	2014	1.40	1.40	0.40	0.40	0.40	4.00	Recognition
Lawrence County CUD 20	2015	1.40	1.05	0.30	0.40	0.10	3.25	Review
	2014	1.40	1.05	0.30	0.40	0.10	3.25	Review
Lebanon CUSD 9	2015	1.40	1.05	0.20	0.40	0.10	3.15	Review
	2014	0.70	1.05	0.10	0.40	0.10	2.35	Watch
Leland CUSD 1	2015	1.40	1.40	0.40	0.40	0.30	3.90	Recognition
	2014	1.40	1.05	0.40	0.40	0.30	3.55	Recognition
Lemont Twp HSD 210	2015	1.40	1.05	0.40	0.40	0.20	3.45	Review

(FBRR - Fund Balance/Revenue Ratio - Weighting of 35%, EXRV - Expenditures/Revenue Ratio - Weighting of 35%, DCOH - Days Cash on Hand - Weighting of 10%, STB - Short-Term Borrowing - Weighting of 10%, and LTD - Long-Term Debt -Weighting of 10%)

Note: Because Whiteside School District 115 did not submit an FY15 AFR, they are in the Financial Watch Category.

March 2016

<u>District Name</u>	<u>Data Year</u>	<u>FBRR</u>	<u>ERR</u>	<u>DCOH</u>	<u>STB</u>	<u>LTD</u>	<u>Total Score</u>	<u>Designation</u>
Lemont Twp HSD 210	2014	1.40	1.40	0.40	0.40	0.20	3.80	Recognition
Lemont-Bromberek CSD 113A	2015	1.40	1.40	0.40	0.40	0.40	4.00	Recognition
Lena Winslow CUSD 202	2014	1.40	1.40	0.30	0.40	0.40	3.90	Recognition
	2015	1.40	1.40	0.40	0.40	0.30	3.90	Recognition
LeRoy CUSD 2	2014	1.40	1.40	0.40	0.40	0.40	4.00	Recognition
	2015	1.40	1.05	0.30	0.40	0.20	3.35	Review
Lewistown CUSD 97	2014	1.40	1.40	0.30	0.40	0.20	3.70	Recognition
	2015	1.40	1.40	0.30	0.40	0.40	3.90	Recognition
Lexington CUSD 7	2014	0.70	1.05	0.10	0.40	0.40	2.65	Early Warning
	2015	1.40	1.05	0.30	0.40	0.20	3.35	Review
Leyden CHSD 212	2014	1.40	0.70	0.30	0.40	0.20	3.00	Early Warning
	2015	1.40	1.40	0.40	0.40	0.40	4.00	Recognition
Liberty CUSD 2	2014	1.40	1.40	0.40	0.40	0.40	4.00	Recognition
	2015	1.40	1.40	0.30	0.40	0.40	3.90	Recognition
Libertyville SD 70	2014	1.40	1.40	0.30	0.40	0.40	3.55	Recognition
	2015	1.40	1.05	0.40	0.40	0.40	3.65	Recognition
Lick Creek CCSD 16	2014	1.40	1.40	0.40	0.40	0.40	4.00	Recognition
	2015	1.40	1.05	0.40	0.40	0.20	3.45	Review
Limestone CHSD 310	2014	1.40	1.40	0.30	0.40	0.40	3.90	Recognition
	2015	1.40	1.05	0.30	0.40	0.40	3.55	Recognition
Limestone Walters CCSD 316	2014	1.40	1.05	0.30	0.40	0.40	3.55	Recognition
	2015	1.40	1.05	0.40	0.40	0.40	3.65	Recognition
Lincoln CHSD 404	2014	1.40	1.05	0.40	0.40	0.40	3.65	Recognition
	2015	1.40	1.40	0.40	0.40	0.30	3.90	Recognition
Lincoln ESD 156	2014	1.40	1.40	0.40	0.40	0.30	3.90	Recognition
	2015	1.40	1.40	0.40	0.40	0.10	3.70	Recognition
Lincoln ESD 27	2014	1.40	1.40	0.40	0.40	0.10	3.70	Recognition
	2015	1.40	1.40	0.40	0.40	0.10	3.70	Recognition
Lincoln Way CHSD 210	2014	0.70	1.05	0.10	0.40	0.10	2.35	Watch
	2015	1.05	0.70	0.20	0.40	0.10	2.45	Watch

(FBRR - Fund Balance/Revenue Ratio - Weighting of 35%, EXRV - Expenditures/Revenue Ratio - Weighting of 35%, DCOH - Days Cash on Hand - Weighting of 10%, STB - Short-Term Borrowing - Weighting of 10%, and LTD - Long-Term Debt -Weighting of 10%)

Note: Because Whiteside School District 115 did not submit an FY15 AFR, they are in the Financial Watch Category.

March 2016

<u>District Name</u>	<u>Data Year</u>	<u>FBRR</u>	<u>ERR</u>	<u>DCOH</u>	<u>STB</u>	<u>LTD</u>	<u>Total Score</u>	<u>Designation</u>
Lincolnshire-Prairieview SD 103	2015	1.40	1.40	0.40	0.40	0.40	4.00	Recognition
	2014	1.40	1.40	0.40	0.40	0.40	4.00	Recognition
Lincolnwood SD 74	2015	1.40	1.05	0.40	0.40	0.40	3.65	Recognition
	2014	1.40	1.40	0.40	0.40	0.40	4.00	Recognition
Lindop SD 92	2015	1.40	1.40	0.40	0.40	0.20	3.80	Recognition
	2014	1.40	1.40	0.40	0.40	0.20	3.80	Recognition
Lisbon CCSD 90	2015	1.40	1.05	0.40	0.40	0.40	3.65	Recognition
	2014	1.40	1.05	0.40	0.40	0.40	3.65	Recognition
Liste CUSD 202	2015	1.40	1.40	0.40	0.40	0.40	4.00	Recognition
	2014	1.40	1.40	0.40	0.40	0.40	4.00	Recognition
Litchfield CUSD 12	2015	1.40	1.40	0.30	0.40	0.40	3.90	Recognition
	2014	1.40	1.05	0.20	0.40	0.40	3.45	Review
Lockport SD 91	2015	1.40	1.40	0.40	0.40	0.20	3.80	Recognition
	2014	1.40	1.40	0.40	0.40	0.20	3.80	Recognition
Lockport Twp HSD 205	2015	1.40	1.40	0.40	0.40	0.40	4.00	Recognition
	2014	1.40	1.40	0.40	0.40	0.40	4.00	Recognition
Lombard SD 44	2015	1.40	1.40	0.40	0.40	0.40	4.00	Recognition
	2014	1.40	1.40	0.40	0.40	0.40	4.00	Recognition
Lostant CUSD 425	2015	1.40	1.05	0.40	0.40	0.40	3.65	Recognition
	2014	1.40	1.40	0.40	0.40	0.40	4.00	Recognition
Lowpoint-Washburn CUSD 21	2015	1.40	1.05	0.30	0.40	0.40	3.55	Recognition
	2014	1.40	1.05	0.30	0.40	0.40	3.55	Recognition
Ludlow CCSD 142	2015	1.40	1.40	0.40	0.40	0.40	4.00	Recognition
	2014	1.40	1.40	0.40	0.40	0.40	4.00	Recognition
Lyons SD 103	2015	1.40	1.40	0.30	0.40	0.30	3.80	Recognition
	2014	1.40	1.40	0.30	0.40	0.30	3.80	Recognition
Lyons Twp HSD 204	2015	1.40	1.40	0.40	0.40	0.40	4.00	Recognition
	2014	1.40	1.40	0.40	0.40	0.40	4.00	Recognition
Macomb CUSD 185	2015	1.40	1.40	0.40	0.40	0.40	4.00	Recognition
	2014	1.40	1.40	0.40	0.40	0.40	4.00	Recognition
Madison CUSD 12	2015	1.05	1.05	0.20	0.40	0.20	2.90	Early Warning

(FBRR - Fund Balance/Revenue Ratio - Weighting of 35%, EXRV - Expenditures/Revenue Ratio - Weighting of 35%, DCOH - Days Cash on Hand - Weighting of 10%, STB - Short-Term Borrowing - Weighting of 10%, and LTD - Long-Term Debt -Weighting of 10%)

Note: Because Whiteside School District 115 did not submit an FY15 AFR, they are in the Financial Match Category.

<u>District Name</u>	<u>Data Year</u>	<u>FBRR</u>	<u>ERR</u>	<u>DCOH</u>	<u>STB</u>	<u>LTD</u>	<u>Total Score</u>	<u>Designation</u>
Madison CUSD 12	2014	1.05	1.05	0.30	0.40	0.20	3.00	Early Warning
Maercker SD 60	2015	1.40	1.40	0.40	0.40	0.30	3.90	Recognition
Mahomet-Seymour CUSD 3	2014	1.40	1.40	0.40	0.40	0.30	3.90	Recognition
	2015	1.40	1.05	0.30	0.40	0.20	3.35	Review
Maine Township HSD 207	2014	1.40	1.05	0.30	0.40	0.10	3.25	Review
	2015	1.40	1.05	0.40	0.40	0.40	3.65	Recognition
Malden CCSD 84	2014	1.40	1.40	0.40	0.40	0.40	4.00	Recognition
	2015	1.40	1.40	0.40	0.40	0.40	4.00	Recognition
Manhattan SD 114	2014	1.40	1.40	0.40	0.40	0.30	3.90	Recognition
	2015	1.40	1.05	0.40	0.40	0.20	3.45	Review
Mannheim SD 83	2014	1.40	1.05	0.40	0.40	0.20	3.45	Review
	2015	1.40	1.40	0.40	0.40	0.10	3.70	Recognition
Manteno CUSD 5	2014	1.40	1.40	0.40	0.40	0.10	3.70	Recognition
	2015	1.40	1.40	0.40	0.40	0.10	3.70	Recognition
Marengo CHSD 154	2014	1.40	1.05	0.40	0.40	0.10	3.35	Review
	2015	1.40	1.05	0.40	0.40	0.40	3.65	Recognition
Marengo-Union E Cons D 165	2014	1.40	1.05	0.40	0.40	0.40	3.65	Recognition
	2015	1.40	1.40	0.40	0.40	0.40	4.00	Recognition
Marion CUSD 2	2014	1.40	1.40	0.40	0.40	0.40	4.00	Recognition
	2015	1.05	1.40	0.20	0.40	0.30	3.35	Review
Marissa CUSD 40	2014	1.05	1.40	0.20	0.40	0.30	3.35	Review
	2015	1.05	1.40	0.20	0.40	0.40	3.45	Review
Maroa Forsyth CUSD 2	2014	1.05	1.05	0.20	0.40	0.40	3.10	Review
	2015	1.05	1.05	0.20	0.40	0.10	2.80	Early Warning
Marquardt SD 15	2014	1.05	0.70	0.20	0.40	0.10	2.45	Watch
	2015	1.40	1.40	0.40	0.40	0.30	3.90	Recognition
Marseilles ESD 150	2014	1.40	1.40	0.40	0.40	0.30	3.90	Recognition
	2015	1.40	1.40	0.40	0.40	0.40	4.00	Recognition
Marshall CUSD 2C	2014	1.40	0.70	0.30	0.40	0.30	3.10	Review
	2015	1.40	1.05	0.30	0.40	0.30	3.45	Review
Marshall CUSD 2C	2014	1.40	1.05	0.40	0.40	0.20	3.45	Review

(FBRR - Fund Balance/Revenue Ratio - Weighting of 35%, EXRV - Expenditures/Revenue Ratio - Weighting of 35%, DCOH - Days Cash on Hand - Weighting of 10%, STB - Short-Term Borrowing - Weighting of 10%, and LTD - Long-Term Debt -Weighting of 10%)

Note: Because Whiteside School District 115 did not submit an FY15 AFR, they are in the Financial Watch Category.

March 2016

<u>District Name</u>	<u>Data Year</u>	<u>FBRR</u>	<u>ERR</u>	<u>DCOH</u>	<u>STB</u>	<u>LTD</u>	<u>Total Score</u>	<u>Designation</u>
Martinsville CUSD 3C	2015	1.40	1.40	0.40	0.40	0.10	3.70	Recognition
	2014	1.40	1.40	0.30	0.40	0.10	3.60	Recognition
Mascoutah CUD 19	2015	1.40	1.05	0.40	0.40	0.10	3.35	Review
	2014	1.40	1.05	0.40	0.40	0.10	3.35	Review
Massac UD 1	2015	1.40	1.05	0.30	0.40	0.30	3.45	Review
	2014	1.40	1.40	0.30	0.40	0.30	3.80	Recognition
Matteson ESD 162	2015	1.40	1.40	0.30	0.40	0.10	3.60	Recognition
	2014	1.40	1.40	0.30	0.40	0.10	3.60	Recognition
Mattoon CUSD 2	2015	1.05	0.70	0.20	0.40	0.30	2.65	Early Warning
	2014	1.05	1.40	0.20	0.40	0.30	3.35	Review
Maywood-Melrose Park-Broadview 89	2015	1.40	1.05	0.30	0.40	0.10	3.25	Review
	2014	1.40	1.40	0.30	0.40	0.20	3.70	Recognition
Mazon-Verona-Kinsman ESD 2C	2015	1.40	1.40	0.40	0.40	0.40	4.00	Recognition
	2014	1.40	1.40	0.40	0.40	0.30	3.90	Recognition
McClellan CCSD 12	2015	1.40	1.05	0.30	0.40	0.20	3.35	Review
	2014	1.40	1.05	0.40	0.40	0.10	3.35	Review
McHenry CCSD 15	2015	1.40	1.40	0.40	0.40	0.30	3.90	Recognition
	2014	1.40	1.40	0.40	0.40	0.30	3.90	Recognition
McHenry CHSD 156	2015	1.40	1.40	0.40	0.40	0.30	3.90	Recognition
	2014	1.40	1.40	0.40	0.40	0.30	3.90	Recognition
McLean County USD 5	2015	1.05	1.40	0.20	0.40	0.20	3.25	Review
	2014	1.05	1.05	0.20	0.40	0.20	2.90	Early Warning
Medinah SD 11	2015	1.40	1.40	0.40	0.40	0.30	3.90	Recognition
	2014	1.40	1.40	0.40	0.40	0.30	3.90	Recognition
Mendota CCSD 289	2015	1.40	1.05	0.40	0.40	0.30	3.55	Recognition
	2014	1.40	1.40	0.30	0.40	0.30	3.80	Recognition
Mendota Twp HSD 280	2015	1.40	1.05	0.40	0.40	0.30	3.55	Recognition
	2014	1.40	1.05	0.40	0.40	0.20	3.45	Review
Mercer County School District 404	2015	1.40	1.40	0.30	0.40	0.40	3.90	Recognition
	2014	1.40	1.40	0.30	0.40	0.40	3.90	Recognition
Meredosia-Chambersburg CUSD 11	2015	1.40	1.40	0.40	0.40	0.40	4.00	Recognition

(FBRR - Fund Balance/Revenue Ratio - Weighting of 35%, EXRV - Expenditures/Revenue Ratio - Weighting of 35%, DCOH - Days Cash on Hand - Weighting of 10%, STB - Short-Term Borrowing - Weighting of 10%, and LTD - Long-Term Debt -Weighting of 10%)

Note: Because Whiteside School District 115 did not submit an FY15 AFR, they are in the Financial Match Category.

March 2016

<u>District Name</u>	<u>Data Year</u>	<u>FBRR</u>	<u>ERR</u>	<u>DCOH</u>	<u>STB</u>	<u>LTD</u>	<u>Total Score</u>	<u>Designation</u>
Merredosia-Chambersburg CUSD 11	2014	1.40	1.05	0.30	0.40	0.40	3.55	Recognition
Meridian CUSD 101	2015	1.05	1.40	0.20	0.40	0.10	3.15	Review
	2014	1.05	1.40	0.20	0.40	0.10	3.15	Review
Meridian CUSD 15	2015	1.40	1.05	0.20	0.40	0.10	3.15	Review
	2014	1.05	1.05	0.20	0.40	0.10	2.80	Early Warning
Meridian CUSD 223	2015	1.40	1.40	0.40	0.40	0.30	3.90	Recognition
	2014	1.40	1.05	0.30	0.40	0.30	3.45	Review
Metamora CCSD 1	2015	1.40	1.05	0.30	0.40	0.10	3.25	Review
	2014	1.40	1.05	0.30	0.40	0.10	3.25	Review
Midland CUSD 7	2015	1.40	1.40	0.40	0.40	0.40	4.00	Recognition
	2014	1.40	1.40	0.40	0.40	0.40	4.00	Recognition
Midlothian SD 143	2015	1.40	1.05	0.40	0.40	0.40	3.65	Recognition
	2014	1.40	1.05	0.40	0.40	0.30	3.55	Recognition
Midwest Central CUSD 191	2015	1.40	1.40	0.40	0.40	0.30	3.90	Recognition
	2014	1.40	1.40	0.40	0.40	0.30	3.90	Recognition
Milford Area PSD 124	2015	1.40	1.05	0.40	0.40	0.40	3.65	Recognition
Milford CCSD 280	2014	1.40	1.40	0.40	0.40	0.30	3.90	Recognition
Milford Twp HSD 233	2014	1.40	1.40	0.40	0.40	0.40	4.00	Recognition
Millburn CCSD 24	2015	0.35	1.40	0.30	0.40	0.10	2.55	Watch
	2014	0.35	1.40	0.20	0.40	0.10	2.45	Watch
Miller Twp CCSD 210	2015	1.40	0.35	0.20	0.40	0.40	2.75	Early Warning
	2014	1.40	0.70	0.20	0.40	0.40	3.10	Review
Millstadt CCSD 160	2015	1.40	1.05	0.30	0.40	0.20	3.35	Review
	2014	1.40	1.05	0.30	0.40	0.10	3.25	Review
Minooka CCSD 201	2015	1.40	1.05	0.40	0.40	0.10	3.35	Review
	2014	1.40	1.05	0.40	0.40	0.10	3.35	Review
Minooka CHSD 111	2015	1.40	1.05	0.40	0.40	0.10	3.35	Review
	2014	1.40	1.05	0.40	0.40	0.10	3.35	Review
Mokena SD 159	2015	1.40	1.05	0.40	0.40	0.40	3.65	Recognition
	2014	1.40	1.05	0.40	0.40	0.40	3.65	Recognition
Moline-Coal Valley CUSD 40	2015	1.40	1.40	0.40	0.40	0.40	4.00	Recognition

(FBRR - Fund Balance/Revenue Ratio - Weighting of 35%, EXRV - Expenditures/Revenue Ratio - Weighting of 35%, DCOH - Days Cash on Hand - Weighting of 10%, STB - Short-Term Borrowing - Weighting of 10%, and LTD - Long-Term Debt -Weighting of 10%)

Note: Because Whiteside School District 115 did not submit an FY15 AFR, they are in the Financial Watch Category.

March 2016

<u>District Name</u>	<u>Data Year</u>	<u>FBRR</u>	<u>ERR</u>	<u>DCOH</u>	<u>STB</u>	<u>LTD</u>	<u>Total Score</u>	<u>Designation</u>
Moline-Coal Valley CUSD 40	2014	1.40	1.40	0.40	0.40	0.30	3.90	Recognition
Momence CUSD 1	2015	1.05	1.05	0.20	0.40	0.20	2.90	Early Warning
Monmouth-Roseville CUSD 238	2014	1.05	1.05	0.20	0.40	0.20	2.90	Early Warning
	2015	1.40	1.40	0.30	0.40	0.40	3.90	Recognition
Monroe SD 70	2014	1.05	1.40	0.30	0.40	0.40	3.55	Recognition
	2015	1.40	1.05	0.40	0.40	0.40	3.65	Recognition
Monticello CUSD 25	2014	1.40	1.40	0.40	0.40	0.40	4.00	Recognition
	2015	1.40	1.40	0.40	0.40	0.40	4.00	Recognition
Montmorency CCSD 145	2014	1.40	1.40	0.30	0.40	0.40	3.90	Recognition
	2015	1.40	1.05	0.40	0.40	0.20	3.45	Review
Morris CHSD 101	2014	1.40	1.05	0.40	0.40	0.20	3.45	Review
	2015	1.05	0.70	0.20	0.40	0.40	2.75	Early Warning
Morris SD 54	2014	1.40	0.35	0.20	0.40	0.40	2.75	Early Warning
	2015	1.40	0.35	0.20	0.40	0.10	2.45	Watch
Morrison CUSD 6	2014	1.40	0.35	0.20	0.40	0.10	2.45	Watch
	2015	1.40	1.40	0.40	0.40	0.30	3.90	Recognition
Morrisonville CUSD 1	2014	1.40	1.05	0.40	0.40	0.30	3.55	Recognition
	2015	1.40	1.05	0.30	0.40	0.30	3.45	Review
Morton CUSD 709	2014	1.40	1.05	0.30	0.40	0.30	3.45	Review
	2015	1.40	1.05	0.40	0.40	0.40	3.65	Recognition
Morton Grove SD 70	2014	1.40	1.05	0.40	0.40	0.40	3.65	Recognition
	2015	1.40	1.40	0.40	0.40	0.30	3.90	Recognition
Mount Olive CUSD 5	2014	1.40	1.40	0.40	0.40	0.30	3.90	Recognition
	2015	1.05	1.05	0.20	0.40	0.40	3.10	Review
Mount Prospect SD 57	2014	1.05	1.05	0.30	0.40	0.40	3.20	Review
	2015	1.40	1.40	0.40	0.40	0.40	4.00	Recognition
Mount Vernon SD 80	2014	1.40	1.40	0.40	0.40	0.40	4.00	Recognition
	2015	1.40	1.05	0.30	0.40	0.30	3.45	Review
Mt Pulaski CUSD 23	2014	1.40	1.40	0.30	0.40	0.30	3.80	Recognition
	2015	1.40	1.40	0.30	0.40	0.40	3.90	Recognition
	2014	1.05	1.40	0.20	0.40	0.40	3.45	Review

(FBRR - Fund Balance/Revenue Ratio - Weighting of 35%, EXRV - Expenditures/Revenue Ratio - Weighting of 35%, DCOH - Days Cash on Hand - Weighting of 10%, STB - Short-Term Borrowing - Weighting of 10%, and LTD - Long-Term Debt -Weighting of 10%)

Note: Because Whiteside School District 115 did not submit an FY15 AFR, they are in the Financial Match Category.

March 2016

<u>District Name</u>	<u>Data Year</u>	<u>FBRR</u>	<u>ERR</u>	<u>DCOH</u>	<u>STB</u>	<u>LTD</u>	<u>Total Score</u>	<u>Designation</u>
Mt Vernon Twp HSD 201	2015	1.40	1.40	0.30	0.40	0.10	3.60	Recognition
	2014	1.40	1.40	0.30	0.40	0.20	3.70	Recognition
Mt Zion CUSD 3	2015	1.40	1.40	0.30	0.40	0.10	3.60	Recognition
	2014	1.40	1.05	0.30	0.40	0.10	3.25	Review
Mulberry Grove CUSD 1	2015	1.40	1.05	0.30	0.40	0.20	3.35	Review
	2014	1.40	1.05	0.30	0.40	0.20	3.35	Review
Mundelein Cons HSD 120	2015	1.40	1.40	0.40	0.40	0.30	3.90	Recognition
	2014	1.40	1.40	0.40	0.40	0.40	4.00	Recognition
Mundelein ESD 75	2015	1.40	1.05	0.40	0.40	0.20	3.45	Review
	2014	1.40	1.40	0.40	0.40	0.20	3.80	Recognition
Murphysboro CUSD 186	2015	1.05	1.05	0.20	0.40	0.40	3.10	Review
	2014	1.05	1.05	0.20	0.40	0.40	3.10	Review
N Pekin & Marquette Hight SD 102	2015	1.40	1.40	0.40	0.40	0.20	3.80	Recognition
	2014	1.40	1.40	0.40	0.40	0.20	3.80	Recognition
Naperville CUSD 203	2015	1.40	1.40	0.40	0.40	0.40	4.00	Recognition
	2014	1.40	1.40	0.40	0.40	0.40	4.00	Recognition
Nashville CCSD 49	2015	1.40	1.05	0.40	0.40	0.30	3.55	Recognition
	2014	1.40	1.05	0.40	0.40	0.30	3.55	Recognition
Nashville CHSD 99	2015	1.40	1.05	0.40	0.40	0.40	3.65	Recognition
	2014	1.40	1.05	0.40	0.40	0.40	3.65	Recognition
Nauvoo-Colusa CUSD 325	2015	1.05	1.40	0.20	0.40	0.40	3.45	Review
	2014	1.05	1.05	0.20	0.40	0.40	3.10	Review
Neoga CUSD 3	2015	1.05	1.05	0.20	0.40	0.30	3.00	Early Warning
	2014	0.70	0.70	0.10	0.40	0.30	2.20	Watch
Nettle Creek CCSD 24C	2015	1.40	1.05	0.40	0.40	0.40	3.65	Recognition
	2014	1.40	1.40	0.40	0.40	0.40	4.00	Recognition
New Athens CUSD 60	2015	1.40	0.70	0.40	0.40	0.30	3.20	Review
	2014	1.40	0.70	0.30	0.40	0.40	3.20	Review
New Berlin CUSD 16	2015	1.40	1.40	0.40	0.40	0.20	3.80	Recognition
	2014	1.40	1.40	0.40	0.40	0.20	3.80	Recognition
New Holland-Middletown ED 88	2015	1.40	1.40	0.40	0.40	0.40	4.00	Recognition

(FBRR - Fund Balance/Revenue Ratio - Weighting of 35%, EXRV - Expenditures/Revenue Ratio - Weighting of 35%, DCOH - Days Cash on Hand - Weighting of 10%, STB - Short-Term Borrowing - Weighting of 10%, and LTD - Long-Term Debt -Weighting of 10%)

Note: Because Whiteside School District 115 did not submit an FY15 AFR, they are in the Financial Watch Category.

March 2016

<u>District Name</u>	<u>Data Year</u>	<u>FBRR</u>	<u>ERR</u>	<u>DCOH</u>	<u>STB</u>	<u>LTD</u>	<u>Total Score</u>	<u>Designation</u>
New Holland-Middletown ED 88	2014	1.40	1.40	0.40	0.40	0.40	4.00	Recognition
New Hope CCSD 6	2015	1.40	1.40	0.40	0.40	0.30	3.90	Recognition
	2014	1.40	1.40	0.40	0.40	0.30	3.90	Recognition
New Lenox SD 122	2015	1.40	1.40	0.30	0.40	0.10	3.60	Recognition
	2014	1.40	1.05	0.30	0.40	0.10	3.25	Review
New Simpson Hill SD 32	2015	1.40	1.05	0.30	0.40	0.30	3.45	Review
	2014	1.40	1.05	0.30	0.40	0.20	3.35	Review
New Trier Twp HSD 203	2015	1.40	1.40	0.40	0.40	0.30	3.90	Recognition
	2014	1.40	1.40	0.40	0.40	0.40	4.00	Recognition
Newark CCSD 66	2015	1.40	1.05	0.40	0.40	0.30	3.55	Recognition
	2014	1.40	1.05	0.40	0.40	0.30	3.55	Recognition
Newark CHSD 18	2015	1.40	1.05	0.40	0.40	0.40	3.65	Recognition
	2014	1.40	1.40	0.40	0.40	0.40	4.00	Recognition
Niles ESD 71	2015	1.40	1.40	0.40	0.40	0.40	4.00	Recognition
	2014	1.40	1.40	0.40	0.40	0.40	4.00	Recognition
Niles Twp CHSD 219	2015	1.40	1.40	0.40	0.40	0.20	3.80	Recognition
	2014	1.40	1.40	0.40	0.40	0.20	3.80	Recognition
Nippersink SD 2	2015	1.40	1.40	0.40	0.40	0.40	4.00	Recognition
	2014	1.40	1.05	0.40	0.40	0.40	3.65	Recognition
Nokomis CUSD 22	2015	1.40	1.05	0.40	0.40	0.40	3.65	Recognition
	2014	1.40	1.40	0.40	0.40	0.40	4.00	Recognition
Norrridge SD 80	2015	1.40	1.05	0.30	0.40	0.40	3.55	Recognition
	2014	1.40	1.05	0.40	0.40	0.40	3.65	Recognition
Norris City-Omaha-Enfield CUSD 3	2015	1.05	1.05	0.20	0.40	0.40	3.10	Review
	2014	1.40	1.05	0.30	0.40	0.30	3.45	Review
North Boone CUSD 200	2015	1.40	1.40	0.40	0.40	0.20	3.80	Recognition
	2014	1.40	1.40	0.40	0.40	0.20	3.80	Recognition
North Chicago SD 187	2015	1.40	1.40	0.30	0.40	0.10	3.60	Recognition
	2014	1.40	1.05	0.30	0.40	0.10	3.25	Review
North Clay CUSD 25	2015	1.40	1.40	0.40	0.40	0.40	4.00	Recognition
	2014	1.40	1.40	0.40	0.40	0.40	4.00	Recognition

(FBRR - Fund Balance/Revenue Ratio - Weighting of 35%, EXRV - Expenditures/Revenue Ratio - Weighting of 35%, DCOH - Days Cash on Hand - Weighting of 10%, STB - Short-Term Borrowing - Weighting of 10%, and LTD - Long-Term Debt -Weighting of 10%)

Note: Because Whiteside School District 115 did not submit an FY15 AFR, they are in the Financial Match Category.

March 2016

<u>District Name</u>	<u>Data Year</u>	<u>FBRR</u>	<u>ERR</u>	<u>DCOH</u>	<u>STB</u>	<u>LTD</u>	<u>Total Score</u>	<u>Designation</u>
North Greene CUSD 3	2015	1.05	1.05	0.20	0.40	0.40	3.10	Review
	2014	1.05	1.05	0.20	0.40	0.40	3.10	Review
North Mac CUSD 34	2015	1.40	1.40	0.30	0.40	0.40	3.90	Recognition
	2014	1.40	1.40	0.30	0.40	0.40	3.90	Recognition
North Palos SD 117	2015	1.40	1.40	0.40	0.40	0.20	3.80	Recognition
	2014	1.40	1.40	0.40	0.40	0.20	3.80	Recognition
North Shore SD 112	2015	1.40	1.40	0.40	0.40	0.40	4.00	Recognition
	2014	1.40	1.40	0.40	0.40	0.40	4.00	Recognition
North Wamac SD 186	2015	1.40	1.40	0.40	0.40	0.40	4.00	Recognition
	2014	1.40	1.40	0.40	0.40	0.40	4.00	Recognition
North Wayne CUSD 200	2015	1.40	1.05	0.40	0.40	0.40	3.65	Recognition
	2014	1.40	1.05	0.40	0.40	0.40	3.65	Recognition
Northbrook ESD 27	2015	1.40	1.40	0.40	0.40	0.40	4.00	Recognition
	2014	1.40	1.40	0.40	0.40	0.40	4.00	Recognition
Northbrook SD 28	2015	1.40	1.40	0.40	0.40	0.40	4.00	Recognition
	2014	1.40	1.40	0.40	0.40	0.40	4.00	Recognition
Northbrook/Glenview SD 30	2015	1.40	1.40	0.40	0.40	0.40	4.00	Recognition
	2014	1.40	1.40	0.40	0.40	0.40	4.00	Recognition
Northfield Twp HSD 225	2015	1.40	1.40	0.40	0.40	0.30	3.90	Recognition
	2014	1.40	1.40	0.40	0.40	0.30	3.90	Recognition
Northwestern CUSD 2	2015	1.40	1.05	0.40	0.40	0.40	3.65	Recognition
	2014	1.40	1.40	0.40	0.40	0.40	4.00	Recognition
Norwood ESD 63	2015	1.40	1.05	0.40	0.40	0.40	3.65	Recognition
	2014	1.40	1.40	0.40	0.40	0.40	4.00	Recognition
O Fallon CCSD 90	2015	0.70	1.40	0.20	0.40	0.40	2.90	Early Warning
	2014	0.70	1.05	0.20	0.40	0.10	2.45	Watch
O Fallon Twp HSD 203	2015	1.40	1.05	0.40	0.40	0.10	3.35	Review
	2014	1.40	1.05	0.40	0.40	0.10	3.35	Review
Oak Grove SD 68	2015	1.40	1.05	0.40	0.40	0.30	3.55	Recognition
	2015	0.70	1.40	0.40	0.40	0.40	3.30	Review
	2014	1.40	1.40	0.40	0.40	0.30	3.90	Recognition

(FBRR - Fund Balance/Revenue Ratio - Weighting of 35%, EXRV - Expenditures/Revenue Ratio - Weighting of 35%, DCOH - Days Cash on Hand - Weighting of 10%, STB - Short-Term Borrowing - Weighting of 10%, and LTD - Long-Term Debt -Weighting of 10%)

Note: Because Whiteside School District 115 did not submit an FY15 AFR, they are in the Financial Match Category.

March 2016

<u>District Name</u>	<u>Data Year</u>	<u>FBRR</u>	<u>ERR</u>	<u>DCOH</u>	<u>STB</u>	<u>LTD</u>	<u>Total Score</u>	<u>Designation</u>
Oak Grove SD 68	2014	1.05	1.40	0.40	0.40	0.40	3.65	Recognition
Oak Lawn CHSD 229	2015	1.40	1.05	0.30	0.40	0.40	3.55	Recognition
	2014	1.40	1.05	0.30	0.40	0.40	3.55	Recognition
Oak Lawn-Hometown SD 123	2015	1.40	1.40	0.30	0.40	0.10	3.60	Recognition
	2014	1.40	1.40	0.30	0.40	0.10	3.60	Recognition
Oak Park - River Forest SD 200	2015	1.40	1.05	0.40	0.40	0.40	3.65	Recognition
	2014	1.40	1.40	0.40	0.40	0.40	4.00	Recognition
Oak Park ESD 97	2015	1.40	1.05	0.30	0.40	0.40	3.55	Recognition
	2014	1.40	1.40	0.30	0.40	0.30	3.80	Recognition
Oakdale CCSD 1	2015	1.40	1.40	0.40	0.40	0.40	4.00	Recognition
	2014	1.40	1.05	0.30	0.40	0.40	3.55	Recognition
Oakland CUSD 5	2015	1.40	1.05	0.40	0.40	0.20	3.45	Review
	2014	1.40	1.40	0.40	0.40	0.20	3.80	Recognition
Oakwood CUSD 76	2015	1.05	0.70	0.20	0.40	0.10	2.45	Watch
	2014	1.40	1.05	0.30	0.40	0.10	3.25	Review
Oblong CUSD 4	2015	1.40	1.05	0.30	0.40	0.20	3.35	Review
	2014	1.40	1.40	0.30	0.40	0.20	3.70	Recognition
Odell CCSD 435	2015	1.40	1.40	0.40	0.40	0.30	3.90	Recognition
	2014	1.40	1.40	0.40	0.40	0.30	3.90	Recognition
Odin PSD 722	2015	1.05	1.05	0.20	0.40	0.40	3.10	Review
	2014	1.05	1.05	0.20	0.40	0.40	3.10	Review
Oglesby ESD 125	2015	1.40	1.05	0.40	0.40	0.30	3.55	Recognition
	2014	1.40	1.05	0.40	0.40	0.30	3.55	Recognition
Ohio CCSD 17	2015	1.40	1.40	0.40	0.40	0.40	4.00	Recognition
	2014	1.40	1.40	0.40	0.40	0.40	4.00	Recognition
Ohio CHSD 505	2015	1.40	1.40	0.40	0.40	0.40	4.00	Recognition
	2014	1.40	1.40	0.40	0.40	0.40	4.00	Recognition
Okaw Valley CUSD 302	2015	1.40	1.40	0.40	0.40	0.40	4.00	Recognition
	2014	1.40	1.40	0.40	0.40	0.40	4.00	Recognition
Olympia CUSD 16	2015	1.40	1.05	0.30	0.40	0.30	3.45	Review
	2014	1.40	1.05	0.30	0.40	0.30	3.45	Review

(FBRR - Fund Balance/Revenue Ratio - Weighting of 35%, EXRV - Expenditures/Revenue Ratio - Weighting of 35%, DCOH - Days Cash on Hand - Weighting of 10%, STB - Short-Term Borrowing - Weighting of 10%, and LTD - Long-Term Debt -Weighting of 10%)

Note: Because Whiteside School District 115 did not submit an FY15 AFR, they are in the Financial Match Category.

March 2016

<u>District Name</u>	<u>Data Year</u>	<u>FBRR</u>	<u>ERR</u>	<u>DCOH</u>	<u>STB</u>	<u>LTD</u>	<u>Total Score</u>	<u>Designation</u>
Opdyke-Belle-Rive CCSD 5	2015	1.40	1.40	0.40	0.40	0.40	4.00	Recognition
	2014	1.40	1.40	0.40	0.40	0.40	4.00	Recognition
Orangeville CUSD 203	2015	1.40	1.05	0.30	0.40	0.30	3.45	Review
	2014	1.05	1.40	0.20	0.40	0.30	3.35	Review
Oregon CUSD 220	2015	1.40	1.40	0.40	0.40	0.30	3.90	Recognition
	2014	1.40	1.05	0.40	0.40	0.30	3.55	Recognition
Orion CUSD 223	2015	1.40	1.05	0.30	0.40	0.30	3.45	Review
	2014	1.40	1.05	0.30	0.40	0.30	3.45	Review
Orland SD 135	2015	1.40	1.05	0.40	0.40	0.40	3.65	Recognition
	2014	1.40	1.05	0.40	0.40	0.40	3.65	Recognition
Oswego CUSD 308	2014	1.05	1.40	0.30	0.40	0.10	3.25	Review
Ottawa ESD 141	2015	1.05	0.70	0.20	0.40	0.30	2.65	Early Warning
	2014	1.40	1.05	0.20	0.40	0.30	3.35	Review
Ottawa Twp HSD 140	2015	1.40	1.05	0.40	0.40	0.30	3.55	Recognition
	2014	1.40	1.05	0.40	0.40	0.40	3.65	Recognition
Palatine CCSD 15	2015	1.40	1.40	0.30	0.40	0.40	3.90	Recognition
	2014	1.40	1.05	0.30	0.40	0.40	3.55	Recognition
Palestine CUSD 3	2015	1.05	1.40	0.30	0.40	0.30	3.45	Review
	2014	0.70	1.05	0.20	0.40	0.30	2.65	Early Warning
Palos CCSD 118	2015	1.40	1.40	0.40	0.40	0.40	4.00	Recognition
	2014	1.40	1.40	0.40	0.40	0.40	4.00	Recognition
Palos Heights SD 128	2015	1.40	1.40	0.40	0.40	0.40	4.00	Recognition
	2014	1.40	1.40	0.40	0.40	0.40	4.00	Recognition
Pana CUSD 8	2015	1.40	1.05	0.40	0.40	0.30	3.55	Recognition
	2014	1.40	1.05	0.40	0.40	0.30	3.55	Recognition
Panhandle CUSD 2	2015	1.40	1.05	0.30	0.40	0.30	3.45	Review
	2014	1.40	1.05	0.30	0.40	0.30	3.45	Review
Patis CUSD 4	2015	1.40	1.05	0.30	0.40	0.20	3.35	Review
	2014	1.40	1.05	0.30	0.40	0.20	3.35	Review
Patis-Union SD 95	2015	1.40	1.05	0.30	0.40	0.10	3.25	Review
	2014	1.40	1.05	0.40	0.40	0.10	3.35	Review

(FBRR - Fund Balance/Revenue Ratio - Weighting of 35%, EXRV - Expenditures/Revenue Ratio - Weighting of 35%, DCOH - Days Cash on Hand - Weighting of 10%, STB - Short-Term Borrowing - Weighting of 10%, and LTD - Long-Term Debt -Weighting of 10%)

Note: Because Whiteside School District 115 did not submit an FY15 AFR, they are in the Financial Match Category.

<u>District Name</u>	<u>Data Year</u>	<u>FBRR</u>	<u>ERR</u>	<u>DCOH</u>	<u>STB</u>	<u>LTD</u>	<u>Total Score</u>	<u>Designation</u>
Park Forest SD 163	2015	1.40	1.40	0.30	0.40	0.10	3.60	Recognition
	2014	1.40	1.40	0.30	0.40	0.10	3.60	Recognition
Park Ridge CCSD 64	2015	1.40	1.40	0.40	0.40	0.40	4.00	Recognition
	2014	1.40	1.40	0.40	0.40	0.40	4.00	Recognition
Patoka CUSD 100	2015	1.40	1.05	0.30	0.40	0.40	3.55	Recognition
	2014	1.40	1.05	0.30	0.40	0.40	3.55	Recognition
Paw Paw CUSD 271	2015	1.40	1.05	0.30	0.40	0.10	3.25	Review
	2014	1.05	1.05	0.20	0.40	0.20	2.90	Early Warning
Pawnee CUSD 11	2015	1.40	1.40	0.40	0.40	0.40	4.00	Recognition
	2014	1.40	1.40	0.40	0.40	0.40	4.00	Recognition
Paxton-Buckley-Loda CUD 10	2015	1.40	1.40	0.40	0.40	0.40	4.00	Recognition
	2014	1.40	1.40	0.40	0.40	0.40	4.00	Recognition
Payson CUSD 1	2015	1.40	1.40	0.40	0.40	0.30	3.90	Recognition
	2014	1.05	1.05	0.20	0.40	0.30	3.00	Early Warning
Pearl City CUSD 200	2015	1.40	1.05	0.30	0.40	0.40	3.55	Recognition
	2014	1.40	1.05	0.30	0.40	0.40	3.55	Recognition
Pecatonica CUSD 321	2015	1.40	1.05	0.40	0.40	0.40	3.65	Recognition
	2014	1.40	1.40	0.40	0.40	0.40	4.00	Recognition
Pekin CSD 303	2015	1.40	1.40	0.40	0.40	0.30	3.90	Recognition
	2014	1.40	1.40	0.40	0.40	0.40	4.00	Recognition
Pekin PSD 108	2015	1.05	1.05	0.20	0.40	0.40	3.10	Review
	2014	1.05	1.40	0.20	0.40	0.40	3.45	Review
Pembroke CCSD 259	2015	1.05	0.70	0.10	0.40	0.40	2.65	Early Warning
	2014	1.05	1.40	0.20	0.40	0.40	3.45	Review
Pennoyer SD 79	2015	1.05	1.40	0.20	0.40	0.30	3.35	Review
	2014	1.05	0.70	0.20	0.40	0.30	2.65	Early Warning
Peoria Heights CUSD 325	2015	1.40	1.05	0.40	0.40	0.20	3.45	Review
	2014	1.40	1.40	0.40	0.40	0.20	3.80	Recognition
Peoria SD 150	2015	1.05	1.05	0.20	0.40	0.10	2.80	Early Warning
	2014	1.40	1.05	0.20	0.40	0.10	3.15	Review
Peotone CUSD 207U	2015	1.40	0.70	0.30	0.40	0.30	3.10	Review

(FBRR - Fund Balance/Revenue Ratio - Weighting of 35%, EXRV - Expenditures/Revenue Ratio - Weighting of 35%, DCOH - Days Cash on Hand - Weighting of 10%, STB - Short-Term Borrowing - Weighting of 10%, and LTD - Long-Term Debt -Weighting of 10%)

Note: Because Whiteside School District 115 did not submit an FY15 AFR, they are in the Financial Match Category.

March 2016

<u>District Name</u>	<u>Data Year</u>	<u>FBRR</u>	<u>ERR</u>	<u>DCOH</u>	<u>STB</u>	<u>LTD</u>	<u>Total Score</u>	<u>Designation</u>
Peotone CUSD 207U	2014	1.40	1.05	0.40	0.40	0.20	3.45	Review
Peru ESD 124	2015	1.40	1.05	0.30	0.40	0.10	3.25	Review
Pikeland CUSD 10	2014	1.40	1.05	0.40	0.40	0.10	3.35	Review
	2015	1.40	1.05	0.30	0.40	0.40	3.55	Recognition
Pinckneyville CHSD 101	2014	1.40	1.05	0.30	0.40	0.40	3.55	Recognition
	2015	1.05	0.70	0.20	0.40	0.10	2.45	Watch
	2014	1.05	0.70	0.20	0.40	0.10	2.45	Watch
Pinckneyville SD 50	2015	1.40	1.05	0.40	0.40	0.40	3.65	Recognition
	2014	1.40	1.05	0.40	0.40	0.40	3.65	Recognition
Plainfield SD 202	2015	1.05	1.40	0.30	0.40	0.20	3.35	Review
	2014	1.05	1.40	0.20	0.40	0.10	3.15	Review
Plano CUSD 88	2015	1.40	1.40	0.40	0.40	0.10	3.70	Recognition
	2014	1.40	1.40	0.40	0.40	0.10	3.70	Recognition
Pleasant Hill CUSD 3	2015	1.40	0.70	0.20	0.40	0.20	2.90	Early Warning
	2014	1.40	0.70	0.30	0.40	0.20	3.00	Early Warning
Pleasant Hill SD 69	2015	1.40	1.05	0.40	0.40	0.30	3.55	Recognition
	2014	1.40	1.40	0.40	0.40	0.40	4.00	Recognition
Pleasant Plains CUSD 8	2015	1.40	1.40	0.40	0.40	0.40	4.00	Recognition
	2014	1.40	1.40	0.40	0.40	0.30	3.90	Recognition
Pleasant Valley SD 62	2015	1.40	1.40	0.40	0.40	0.40	4.00	Recognition
	2014	1.40	1.40	0.40	0.40	0.30	3.90	Recognition
Pleasantdale SD 107	2015	1.40	1.40	0.40	0.40	0.40	4.00	Recognition
	2014	1.40	1.40	0.40	0.40	0.30	3.90	Recognition
Polo CUSD 222	2015	1.40	1.40	0.40	0.40	0.40	4.00	Recognition
	2014	1.40	1.40	0.40	0.40	0.40	4.00	Recognition
Pontiac CCSD 429	2015	1.40	1.05	0.40	0.40	0.40	3.65	Recognition
	2014	1.40	1.05	0.30	0.40	0.40	3.55	Recognition
Pontiac Twp HSD 90	2015	1.40	1.40	0.30	0.40	0.40	3.90	Recognition
	2014	1.40	1.40	0.20	0.40	0.30	3.35	Review
Pontiac-W Holliday SD 105	2015	1.40	1.05	0.30	0.40	0.40	3.55	Recognition
	2014	1.40	1.05	0.30	0.40	0.40	3.55	Recognition

(FBRR - Fund Balance/Revenue Ratio - Weighting of 35%, EXRV - Expenditures/Revenue Ratio - Weighting of 35%, DCOH - Days Cash on Hand - Weighting of 10%, STB - Short-Term Borrowing - Weighting of 10%, and LTD - Long-Term Debt -Weighting of 10%)

Note: Because Whiteside School District 115 did not submit an FY15 AFR, they are in the Financial Match Category.

March 2016

<u>District Name</u>	<u>Data Year</u>	<u>FBRR</u>	<u>ERR</u>	<u>DCOH</u>	<u>STB</u>	<u>LTD</u>	<u>Total Score</u>	<u>Designation</u>
Pope Co CUD 1	2015	1.40	1.05	0.40	0.40	0.40	3.65	Recognition
	2014	1.40	1.40	0.40	0.40	0.40	4.00	Recognition
Porta CUSD 202	2015	1.40	0.70	0.30	0.40	0.20	3.00	Early Warning
	2014	1.40	1.05	0.30	0.40	0.20	3.35	Review
Posen+Robbins ESD 143-5	2015	1.40	1.40	0.40	0.40	0.20	3.80	Recognition
	2014	1.40	1.40	0.40	0.40	0.20	3.80	Recognition
Potomac CUSD 10	2015	1.40	1.05	0.40	0.40	0.30	3.55	Recognition
	2014	1.40	1.05	0.40	0.40	0.20	3.45	Review
Prairie Central CUSD 8	2015	1.40	1.05	0.30	0.40	0.40	3.55	Recognition
	2014	1.05	1.05	0.20	0.40	0.40	3.10	Review
Prairie Du Rocher CCSD 134	2015	1.40	1.05	0.30	0.40	0.40	3.55	Recognition
	2014	1.40	1.05	0.40	0.40	0.40	3.65	Recognition
Prairie Grove CSD 46	2015	1.40	1.40	0.40	0.40	0.30	3.90	Recognition
	2014	1.40	1.40	0.40	0.40	0.30	3.90	Recognition
Prairie Hill CCSD 133	2015	1.40	1.40	0.40	0.40	0.10	3.70	Recognition
	2014	1.40	0.70	0.40	0.40	0.10	3.00	Early Warning
Prairie-Hills ESD 144	2015	1.40	1.40	0.30	0.40	0.10	3.60	Recognition
	2014	1.40	1.40	0.30	0.40	0.10	3.60	Recognition
Prairieview-Ogden CCSD 197	2015	1.40	1.40	0.40	0.40	0.40	4.00	Recognition
	2014	1.40	1.40	0.40	0.40	0.40	4.00	Recognition
Princeton ESD 115	2015	0.70	0.70	0.10	0.40	0.40	2.30	Watch
	2014	1.05	0.70	0.20	0.40	0.40	2.75	Early Warning
Princeton HSD 500	2015	1.40	1.05	0.40	0.40	0.40	3.65	Recognition
	2014	1.40	1.05	0.40	0.40	0.40	3.65	Recognition
Princeville CUSD 326	2015	1.40	1.05	0.30	0.40	0.10	3.25	Review
	2014	1.40	1.05	0.30	0.40	0.30	3.45	Review
Prophetstown-Lyndon-Tampico CUSD3	2015	1.40	1.05	0.30	0.40	0.40	3.55	Recognition
	2014	1.40	1.05	0.30	0.40	0.40	3.55	Recognition
Prospect Heights SD 23	2015	1.40	1.40	0.30	0.40	0.30	3.80	Recognition
	2014	1.40	1.40	0.30	0.40	0.30	3.80	Recognition
Proviso Twp HSD 209	2015	1.40	1.40	0.40	0.40	0.30	3.90	Recognition

(FBRR - Fund Balance/Revenue Ratio - Weighting of 35%, EXRV - Expenditures/Revenue Ratio - Weighting of 35%, DCOH - Days Cash on Hand - Weighting of 10%, STB - Short-Term Borrowing - Weighting of 10%, and LTD - Long-Term Debt -Weighting of 10%)

Note: Because Whiteside School District 115 did not submit an FY15 AFR, they are in the Financial Match Category.

March 2016

<u>District Name</u>	<u>Data Year</u>	<u>FBRR</u>	<u>ERR</u>	<u>DCOH</u>	<u>STB</u>	<u>LTD</u>	<u>Total Score</u>	<u>Designation</u>
Proviso Twp HSD 209	2014	1.40	1.40	0.40	0.40	0.30	3.90	Recognition
Putnam County CUSD 535	2015	1.40	1.05	0.40	0.40	0.40	3.65	Recognition
Queen Bee SD 16	2014	1.40	1.05	0.40	0.40	0.40	3.65	Recognition
	2015	1.40	1.40	0.30	0.40	0.10	3.60	Recognition
Quincy SD 172	2014	1.40	1.40	0.30	0.40	0.10	3.60	Recognition
	2015	1.05	1.40	0.20	0.40	0.40	3.45	Review
R O W V A CUSD 208	2014	1.05	1.05	0.20	0.40	0.40	3.10	Review
	2015	1.40	1.05	0.30	0.40	0.20	3.35	Review
Raccoon Cons SD 1	2014	1.40	1.05	0.40	0.40	0.10	3.35	Review
	2015	1.40	1.05	0.40	0.40	0.40	3.65	Recognition
Ramsey CUSD 204	2014	1.40	1.40	0.40	0.40	0.40	4.00	Recognition
	2015	1.40	1.05	0.40	0.40	0.40	3.65	Recognition
Rankin CSD 98	2014	1.40	1.05	0.40	0.40	0.30	3.55	Recognition
	2015	1.40	1.40	0.40	0.40	0.30	3.90	Recognition
Rantoul City SD 137	2014	1.40	1.40	0.40	0.40	0.30	3.90	Recognition
	2015	1.40	1.40	0.30	0.40	0.10	3.60	Recognition
Rantoul Township HSD 193	2014	1.40	1.40	0.30	0.40	0.10	3.60	Recognition
	2015	1.40	1.40	0.40	0.40	0.30	3.90	Recognition
Reavis Twp HSD 220	2014	1.40	1.40	0.40	0.40	0.30	3.90	Recognition
	2015	1.40	1.40	0.30	0.40	0.30	3.80	Recognition
Red Bud CUSD 132	2014	1.40	0.35	0.20	0.40	0.30	2.65	Early Warning
	2015	1.40	1.40	0.40	0.40	0.40	4.00	Recognition
Red Hill CUSD 10	2014	1.40	1.40	0.40	0.40	0.40	4.00	Recognition
	2015	0.70	1.40	0.20	0.40	0.20	2.90	Early Warning
Reed Custer CUSD 255U	2014	0.35	0.70	0.10	0.40	0.20	1.75	Watch
	2015	1.40	1.40	0.40	0.40	0.40	4.00	Recognition
Rhodes SD 84-5	2014	1.40	1.40	0.40	0.40	0.40	4.00	Recognition
	2015	1.40	1.05	0.40	0.40	0.30	3.55	Recognition
Rich Twp HSD 227	2014	1.40	1.40	0.40	0.40	0.30	3.90	Recognition
	2015	1.40	1.40	0.40	0.40	0.20	3.80	Recognition
	2014	1.40	1.05	0.40	0.40	0.20	3.45	Review

(FBRR - Fund Balance/Revenue Ratio - Weighting of 35%, EXRV - Expenditures/Revenue Ratio - Weighting of 35%, DCOH - Days Cash on Hand - Weighting of 10%, STB - Short-Term Borrowing - Weighting of 10%, and LTD - Long-Term Debt -Weighting of 10%)

Note: Because Whiteside School District 115 did not submit an FY15 AFR, they are in the Financial Match Category.

March 2016

<u>District Name</u>	<u>Data Year</u>	<u>FBRR</u>	<u>ERR</u>	<u>DCOH</u>	<u>STB</u>	<u>LTD</u>	<u>Total Score</u>	<u>Designation</u>
Richland County CUSD 1	2015	1.40	1.40	0.30	0.40	0.20	3.70	Recognition
Richland GSD 88A	2015	1.40	1.40	0.30	0.40	0.10	3.60	Recognition
Richmond-Burton CHSD 157	2014	1.40	1.40	0.40	0.40	0.10	3.70	Recognition
	2015	1.40	1.40	0.40	0.40	0.30	3.90	Recognition
Ridgeland SD 122	2014	1.40	1.40	0.40	0.40	0.20	3.80	Recognition
	2015	1.40	1.40	0.40	0.40	0.10	3.70	Recognition
Ridgeview CUSD 19	2014	1.40	1.40	0.40	0.40	0.10	3.70	Recognition
	2015	1.40	1.40	0.40	0.40	0.40	4.00	Recognition
Ridgewood CHSD 234	2014	1.40	1.40	0.40	0.40	0.40	4.00	Recognition
	2015	1.40	1.40	0.40	0.40	0.10	3.70	Recognition
Riley CCSD 18	2014	1.40	1.40	0.40	0.40	0.10	3.70	Recognition
	2015	1.40	1.40	0.40	0.40	0.40	4.00	Recognition
River Bend CUSD 2	2014	1.40	1.40	0.40	0.40	0.40	4.00	Recognition
	2015	1.40	1.05	0.30	0.40	0.40	3.55	Recognition
River Forest SD 90	2014	1.40	1.05	0.30	0.40	0.40	3.55	Recognition
	2015	1.40	1.40	0.40	0.40	0.40	4.00	Recognition
River Grove SD 85-5	2014	1.40	1.40	0.40	0.40	0.40	4.00	Recognition
	2015	1.40	1.05	0.30	0.40	0.30	3.45	Review
River Ridge CUSD 210	2014	1.40	1.40	0.30	0.40	0.30	3.80	Recognition
	2015	1.40	1.40	0.40	0.40	0.40	4.00	Recognition
River Trails SD 26	2014	1.40	1.40	0.40	0.40	0.40	4.00	Recognition
	2015	1.40	1.40	0.40	0.40	0.30	3.90	Recognition
Riverdale CUSD 100	2014	1.40	1.40	0.40	0.40	0.30	3.90	Recognition
	2015	1.40	1.05	0.30	0.40	0.40	3.55	Recognition
Riverside SD 96	2014	1.40	1.05	0.30	0.40	0.40	3.55	Recognition
	2015	1.40	1.40	0.40	0.40	0.40	4.00	Recognition
Riverside-Brookfield Twp SD 208	2014	1.40	1.40	0.40	0.40	0.30	3.90	Recognition
	2015	1.40	1.40	0.40	0.40	0.10	3.70	Recognition
Riverton CUSD 14	2014	1.40	1.40	0.40	0.40	0.10	3.70	Recognition
	2015	1.40	1.05	0.40	0.40	0.30	3.55	Recognition
	2014	1.40	1.40	0.40	0.40	0.30	3.90	Recognition

(FBRR - Fund Balance/Revenue Ratio - Weighting of 35%, EXRV - Expenditures/Revenue Ratio - Weighting of 35%, DCOH - Days Cash on Hand - Weighting of 10%, STB - Short-Term Borrowing - Weighting of 10%, and LTD - Long-Term Debt -Weighting of 10%)

Note: Because Whiteside School District 115 did not submit an FY15 AFR, they are in the Financial Match Category.

March 2016

<u>District Name</u>	<u>Data Year</u>	<u>FBRR</u>	<u>ERR</u>	<u>DCOH</u>	<u>STB</u>	<u>LTD</u>	<u>Total Score</u>	<u>Designation</u>
Riverview CCSD 2	2015	1.40	1.05	0.40	0.40	0.40	3.65	Recognition
	2014	1.40	1.40	0.40	0.40	0.40	4.00	Recognition
Roanoke Benson CUSD 60	2015	1.40	1.05	0.30	0.40	0.20	3.35	Review
	2014	1.40	1.40	0.40	0.40	0.10	3.70	Recognition
Robein SD 85	2015	1.40	1.40	0.40	0.40	0.40	4.00	Recognition
	2014	1.40	1.40	0.40	0.40	0.40	4.00	Recognition
Robinson CUSD 2	2015	1.40	1.05	0.30	0.40	0.20	3.35	Review
	2014	1.05	1.05	0.20	0.40	0.30	3.00	Early Warning
Rochelle CCSD 231	2015	1.40	1.40	0.40	0.40	0.20	3.80	Recognition
	2014	1.40	1.05	0.30	0.40	0.20	3.35	Review
Rochelle Twp HSD 212	2015	1.40	1.40	0.40	0.40	0.20	3.80	Recognition
	2014	1.40	1.40	0.40	0.40	0.20	3.80	Recognition
Rochester CUSD 3A	2015	1.40	1.40	0.40	0.40	0.10	3.70	Recognition
	2014	1.40	1.40	0.40	0.40	0.10	3.70	Recognition
Rock Falls ESD 13	2015	1.40	1.05	0.20	0.40	0.10	3.15	Review
	2014	1.40	1.40	0.30	0.40	0.30	3.80	Recognition
Rock Falls Twp HSD 301	2015	1.40	1.05	0.40	0.40	0.40	3.65	Recognition
	2014	1.40	1.05	0.40	0.40	0.40	3.65	Recognition
Rock Island SD 41	2015	1.40	1.40	0.30	0.40	0.30	3.80	Recognition
	2014	1.40	1.05	0.30	0.40	0.20	3.35	Review
Rockdale SD 84	2015	1.40	1.40	0.30	0.40	0.30	3.80	Recognition
	2014	1.40	1.05	0.20	0.40	0.30	3.35	Review
Rockford SD 205	2015	1.40	1.40	0.30	0.40	0.20	3.70	Recognition
	2014	1.40	1.05	0.30	0.40	0.30	3.45	Review
Rockridge CUSD 300	2015	1.40	1.05	0.30	0.40	0.30	3.45	Review
	2014	1.40	1.05	0.30	0.40	0.40	3.55	Recognition
Rockton SD 140	2015	1.40	1.40	0.30	0.40	0.30	3.80	Recognition
	2014	1.40	0.35	0.30	0.40	0.30	2.75	Early Warning
Rome CCSD 2	2015	1.40	1.05	0.40	0.40	0.40	3.65	Recognition
	2014	1.40	1.05	0.40	0.40	0.40	3.65	Recognition
Rondout SD 72	2015	1.40	1.40	0.40	0.40	0.40	4.00	Recognition

(FBRR - Fund Balance/Revenue Ratio - Weighting of 35%, EXRV - Expenditures/Revenue Ratio - Weighting of 35%, DCOH - Days Cash on Hand - Weighting of 10%, STB - Short-Term Borrowing - Weighting of 10%, and LTD - Long-Term Debt -Weighting of 10%)

Note: Because Whiteside School District 115 did not submit an FY15 AFR, they are in the Financial Match Category.

<u>District Name</u>	<u>Data Year</u>	<u>FBRR</u>	<u>ERR</u>	<u>DCOH</u>	<u>STB</u>	<u>LTD</u>	<u>Total Score</u>	<u>Designation</u>
Rondout SD 72	2014	1.40	1.40	0.40	0.40	0.40	4.00	Recognition
Rooks Creek CCSD 425	2015	1.40	1.05	0.40	0.40	0.40	3.65	Recognition
Roselle SD 12	2014	1.40	1.05	0.40	0.40	0.40	3.65	Recognition
	2015	1.40	1.05	0.40	0.40	0.30	3.55	Recognition
Rosemont ESD 78	2014	1.05	0.70	0.40	0.40	0.40	2.95	Early Warning
	2015	1.40	1.05	0.30	0.40	0.40	3.55	Recognition
Rossville-Alvin CUSD 7	2014	1.40	1.05	0.30	0.40	0.40	3.55	Recognition
	2015	1.40	1.05	0.40	0.40	0.10	3.35	Review
Round Lake CUSD 116	2014	1.40	1.40	0.40	0.40	0.10	3.70	Recognition
	2015	1.40	1.05	0.40	0.40	0.10	3.35	Review
Roxana CUSD 1	2014	1.40	1.40	0.40	0.40	0.20	3.80	Recognition
	2015	1.40	1.40	0.40	0.40	0.30	3.90	Recognition
Rutland CCSD 230	2014	1.40	1.40	0.40	0.40	0.40	4.00	Recognition
	2015	1.40	1.05	0.40	0.40	0.40	3.65	Recognition
Salem CHSD 600	2014	1.40	1.05	0.40	0.40	0.40	3.65	Recognition
	2015	1.40	1.40	0.40	0.40	0.40	4.00	Recognition
Salem SD 111	2014	1.40	1.40	0.40	0.40	0.40	4.00	Recognition
	2015	1.40	1.40	0.40	0.40	0.40	4.00	Recognition
Salt Creek SD 48	2014	1.40	1.40	0.40	0.40	0.40	4.00	Recognition
	2015	1.40	1.40	0.40	0.40	0.40	4.00	Recognition
Sandoval CUSD 501	2014	1.40	1.40	0.40	0.30	0.40	3.90	Recognition
	2015	1.05	1.40	0.20	0.40	0.30	3.35	Review
Sandridge SD 172	2014	0.70	1.40	0.20	0.40	0.30	3.00	Early Warning
	2015	1.40	1.40	0.30	0.40	0.40	3.90	Recognition
Sandwich CUSD 430	2014	1.05	1.40	0.30	0.40	0.30	3.45	Review
	2015	0.70	1.05	0.10	0.40	0.40	2.65	Early Warning
Sangamon Valley CUSD 9	2014	0.70	1.05	0.10	0.40	0.40	2.65	Early Warning
	2015	1.40	1.40	0.40	0.40	0.40	4.00	Recognition
Saratoga CCSD 60C	2014	1.40	1.40	0.30	0.40	0.40	3.90	Recognition
	2015	1.40	1.40	0.40	0.40	0.20	3.80	Recognition
	2014	1.40	1.40	0.40	0.40	0.20	3.80	Recognition

(FBRR - Fund Balance/Revenue Ratio - Weighting of 35%, EXRV - Expenditures/Revenue Ratio - Weighting of 35%, DCOH - Days Cash on Hand - Weighting of 10%, STB - Short-Term Borrowing - Weighting of 10%, and LTD - Long-Term Debt -Weighting of 10%)

Note: Because Whiteside School District 115 did not submit an FY15 AFR, they are in the Financial Match Category.

March 2016

<u>District Name</u>	<u>Data Year</u>	<u>FBRR</u>	<u>ERR</u>	<u>DCOH</u>	<u>STB</u>	<u>LTD</u>	<u>Total Score</u>	<u>Designation</u>
Saunemin CCSD 438	2015	1.40	1.40	0.40	0.40	0.40	4.00	Recognition
	2014	1.40	1.40	0.40	0.40	0.40	4.00	Recognition
Scales Mound CUSD 211	2015	1.40	1.40	0.40	0.40	0.40	4.00	Recognition
	2014	1.40	1.40	0.40	0.40	0.40	4.00	Recognition
Schaumburg CCSD 54	2015	1.40	1.05	0.40	0.40	0.40	3.65	Recognition
	2014	1.40	1.05	0.40	0.40	0.40	3.65	Recognition
Schiller Park SD 81	2015	1.40	1.40	0.40	0.40	0.10	3.70	Recognition
	2014	1.40	1.40	0.40	0.40	0.10	3.70	Recognition
Schuyler-Industry CUSD 5	2015	1.05	1.05	0.20	0.40	0.30	3.00	Early Warning
	2014	1.05	1.40	0.20	0.40	0.30	3.35	Review
Scott-Morgan CUSD 2	2015	1.40	1.05	0.40	0.40	0.40	3.65	Recognition
	2014	1.40	1.05	0.40	0.40	0.40	3.65	Recognition
SD 45 DuPage County	2015	1.40	1.40	0.40	0.40	0.20	3.80	Recognition
	2014	1.40	1.05	0.40	0.40	0.20	3.45	Review
SD U-46	2015	1.40	1.40	0.40	0.40	0.20	3.80	Recognition
	2014	1.40	1.40	0.30	0.40	0.20	3.70	Recognition
Selmaville CCSD 10	2015	1.40	1.05	0.40	0.40	0.30	3.55	Recognition
	2014	1.40	1.05	0.40	0.40	0.30	3.55	Recognition
Seneca CCSD 170	2015	1.40	1.40	0.40	0.40	0.40	4.00	Recognition
	2014	1.40	1.40	0.40	0.40	0.40	4.00	Recognition
Seneca Twp HSD 160	2015	1.40	1.40	0.40	0.40	0.40	4.00	Recognition
	2014	1.40	1.40	0.40	0.40	0.40	4.00	Recognition
Serena CUSD 2	2015	1.40	1.05	0.40	0.40	0.30	3.55	Recognition
	2014	1.40	1.05	0.40	0.40	0.30	3.55	Recognition
Sesser-Vailer CUSD 196	2015	1.40	1.05	0.40	0.40	0.40	3.65	Recognition
	2014	1.40	1.05	0.40	0.40	0.40	3.65	Recognition
Shawnee CUSD 84	2015	1.40	1.05	0.40	0.40	0.30	3.55	Recognition
	2014	1.40	0.70	0.30	0.40	0.40	3.20	Review
Shelbyville CUSD 4	2015	1.40	1.40	0.40	0.40	0.30	3.90	Recognition
	2014	1.40	1.40	0.40	0.40	0.40	4.00	Recognition
Sherrard CUSD 200	2015	1.40	1.40	0.40	0.40	0.30	3.90	Recognition

(FBRR - Fund Balance/Revenue Ratio - Weighting of 35%, EXRV - Expenditures/Revenue Ratio - Weighting of 35%, DCOH - Days Cash on Hand - Weighting of 10%, STB - Short-Term Borrowing - Weighting of 10%, and LTD - Long-Term Debt -Weighting of 10%)

Note: Because Whiteside School District 115 did not submit an FY15 AFR, they are in the Financial Match Category.

March 2016

<u>District Name</u>	<u>Data Year</u>	<u>FBRR</u>	<u>ERR</u>	<u>DCOH</u>	<u>STB</u>	<u>LTD</u>	<u>Total Score</u>	<u>Designation</u>
Sherrard CUSD 200	2014	1.40	1.40	0.40	0.40	0.30	3.90	Recognition
Shiloh CUSD 1	2015	1.40	1.40	0.40	0.40	0.40	4.00	Recognition
	2014	1.40	1.40	0.40	0.40	0.40	4.00	Recognition
Shiloh Village SD 85	2015	1.40	0.70	0.30	0.40	0.20	3.00	Early Warning
	2014	1.40	1.05	0.30	0.40	0.10	3.25	Review
Shirland CCSD 134	2015	1.40	1.40	0.40	0.40	0.40	4.00	Recognition
	2014	1.40	1.40	0.40	0.40	0.40	4.00	Recognition
Signal Hill SD 181	2015	1.40	1.40	0.40	0.40	0.10	3.70	Recognition
	2014	1.40	1.40	0.40	0.40	0.10	3.70	Recognition
Silvis SD 34	2015	1.40	1.05	0.40	0.40	0.20	3.45	Review
	2014	1.40	1.40	0.40	0.40	0.10	3.70	Recognition
Skokie SD 68	2015	1.40	1.05	0.40	0.40	0.40	3.65	Recognition
	2014	1.40	1.40	0.40	0.40	0.40	4.00	Recognition
Skokie SD 69	2015	1.40	1.40	0.40	0.40	0.30	3.90	Recognition
	2014	1.40	1.40	0.40	0.40	0.30	3.90	Recognition
Skokie SD 73-5	2015	1.40	1.40	0.40	0.40	0.30	3.90	Recognition
	2014	1.40	1.40	0.40	0.40	0.30	3.90	Recognition
Smithton CCSD 130	2015	1.40	1.05	0.40	0.40	0.40	3.65	Recognition
	2014	1.40	1.05	0.40	0.40	0.40	3.65	Recognition
Somonauk CUSD 432	2015	1.40	1.40	0.40	0.40	0.30	3.90	Recognition
	2014	1.40	1.40	0.30	0.40	0.30	3.80	Recognition
South Central CUD 401	2015	1.40	1.05	0.30	0.40	0.30	3.45	Review
	2014	1.40	1.40	0.30	0.40	0.20	3.70	Recognition
South Fork SD 14	2015	1.40	1.40	0.30	0.40	0.20	3.70	Recognition
	2014	1.05	1.40	0.30	0.40	0.20	3.35	Review
South Holland SD 150	2015	1.40	1.40	0.40	0.40	0.30	3.90	Recognition
	2014	1.40	1.40	0.40	0.40	0.30	3.90	Recognition
South Holland SD 151	2015	1.40	1.40	0.40	0.40	0.10	3.70	Recognition
	2014	1.40	1.40	0.40	0.40	0.10	3.70	Recognition
South Pekin SD 137	2015	1.40	1.05	0.30	0.40	0.10	3.25	Review
	2014	1.40	1.05	0.30	0.40	0.10	3.25	Review

(FBRR - Fund Balance/Revenue Ratio - Weighting of 35%, EXRV - Expenditures/Revenue Ratio - Weighting of 35%, DCOH - Days Cash on Hand - Weighting of 10%, STB - Short-Term Borrowing - Weighting of 10%, and LTD - Long-Term Debt -Weighting of 10%)

Note: Because Whiteside School District 115 did not submit an FY15 AFR, they are in the Financial Match Category.

<u>District Name</u>	<u>Data Year</u>	<u>FBRR</u>	<u>ERR</u>	<u>DCOH</u>	<u>STB</u>	<u>LTD</u>	<u>Total Score</u>	<u>Designation</u>
South Wilmington CCSD 74	2015	0.35	0.35	0.10	0.40	0.40	1.60	Watch
	2014	1.05	0.35	0.20	0.40	0.40	2.40	Watch
Southeastern CUSD 337	2015	1.40	1.05	0.30	0.40	0.40	3.55	Recognition
	2014	1.40	1.05	0.30	0.40	0.40	3.55	Recognition
Southwestern CUSD 9	2015	1.40	1.05	0.30	0.40	0.20	3.35	Review
	2014	1.40	1.05	0.30	0.40	0.20	3.35	Review
Sparta CUSD 140	2015	1.40	1.05	0.20	0.40	0.30	3.35	Review
	2014	1.40	1.05	0.30	0.40	0.30	3.45	Review
Spoon River Valley CUSD 4	2015	1.40	1.40	0.40	0.40	0.40	4.00	Recognition
	2014	1.40	1.05	0.30	0.40	0.40	3.55	Recognition
Spring Lake CCSD 606	2015	0.35	1.40	0.10	0.40	0.40	2.65	Early Warning
	2014	0.35	0.35	0.10	0.40	0.40	1.60	Watch
Spring Valley CCSD 99	2015	1.40	1.05	0.40	0.40	0.10	3.35	Review
	2014	1.40	1.40	0.40	0.40	0.10	3.70	Recognition
Springfield SD 186	2015	1.05	1.40	0.20	0.40	0.30	3.35	Review
	2014	0.70	1.05	0.20	0.40	0.30	2.65	Early Warning
St Anne CCSD 256	2015	1.40	1.05	0.40	0.40	0.40	3.65	Recognition
	2014	1.40	1.05	0.40	0.40	0.40	3.65	Recognition
St Anne CHSD 302	2015	1.40	1.05	0.40	0.40	0.30	3.55	Recognition
	2014	1.40	1.40	0.40	0.40	0.20	3.80	Recognition
St Charles CUSD 303	2015	1.40	1.40	0.40	0.40	0.40	4.00	Recognition
	2014	1.40	1.40	0.40	0.40	0.30	3.90	Recognition
St Elmo CUSD 202	2015	1.40	1.05	0.30	0.40	0.30	3.45	Review
	2014	1.40	1.05	0.40	0.40	0.30	3.55	Recognition
St George CCSD 258	2015	1.40	1.40	0.30	0.40	0.20	3.70	Recognition
	2014	1.40	1.40	0.30	0.40	0.20	3.70	Recognition
St Joseph CCSD 169	2015	1.40	1.05	0.40	0.40	0.10	3.35	Review
	2014	1.40	1.05	0.40	0.40	0.10	3.35	Review
St Joseph Ogden CHSD 305	2015	1.40	1.40	0.40	0.40	0.20	3.80	Recognition
	2014	1.40	1.05	0.40	0.40	0.20	3.45	Review
St Libory Cons SD 30	2015	0.35	1.40	0.10	0.40	0.40	2.65	Early Warning

(FBRR - Fund Balance/Revenue Ratio - Weighting of 35%, EXRV - Expenditures/Revenue Ratio - Weighting of 35%, DCOH - Days Cash on Hand - Weighting of 10%, STB - Short-Term Borrowing - Weighting of 10%, and LTD - Long-Term Debt -Weighting of 10%)

Note: Because Whiteside School District 115 did not submit an FY15 AFR, they are in the Financial Match Category.

March 2016

<u>District Name</u>	<u>Data Year</u>	<u>FBRR</u>	<u>ERR</u>	<u>DCOH</u>	<u>STB</u>	<u>LTD</u>	<u>Total Score</u>	<u>Designation</u>
St Libory Cons SD 30	2014	0.35	1.40	0.10	0.40	0.40	2.65	Early Warning
St Rose SD 14-15	2015	1.40	1.05	0.40	0.40	0.40	3.65	Recognition
Stark County CUSD 100	2014	1.40	1.05	0.40	0.40	0.40	3.65	Recognition
	2015	1.40	1.05	0.40	0.40	0.30	3.55	Recognition
Staunton CUSD 6	2014	1.40	1.05	0.40	0.40	0.20	3.45	Review
	2015	1.40	1.05	0.30	0.40	0.40	3.55	Recognition
Steeleville CUSD 138	2014	1.40	1.05	0.30	0.40	0.40	3.55	Recognition
	2015	1.40	1.05	0.30	0.40	0.40	3.55	Recognition
Steger SD 194	2014	1.40	1.05	0.30	0.40	0.40	3.55	Recognition
	2015	1.40	1.05	0.30	0.40	0.40	3.55	Recognition
Sterling CUSD 5	2014	1.40	1.05	0.40	0.40	0.40	3.65	Recognition
	2015	1.40	1.40	0.30	0.40	0.30	3.80	Recognition
Steward ESD 220	2014	1.40	1.05	0.30	0.40	0.30	3.45	Review
	2015	1.40	1.40	0.40	0.40	0.40	4.00	Recognition
Stewardson-Strasburg CUD 5A	2014	1.40	1.40	0.40	0.40	0.30	3.90	Recognition
	2015	1.40	1.40	0.30	0.40	0.30	3.80	Recognition
Stockton CUSD 206	2014	1.40	1.05	0.30	0.40	0.30	3.45	Review
	2015	1.40	1.05	0.40	0.40	0.40	3.65	Recognition
Streator ESD 44	2014	1.40	1.40	0.40	0.40	0.40	4.00	Recognition
	2015	0.35	1.05	0.10	0.20	0.30	2.00	Watch
Streator Twp HSD 40	2014	0.35	1.05	0.10	0.20	0.40	2.10	Watch
	2015	1.40	1.05	0.30	0.40	0.30	3.45	Review
Sullivan CUSD 300	2014	1.40	1.05	0.30	0.40	0.20	3.35	Review
	2015	1.40	1.40	0.40	0.40	0.40	4.00	Recognition
Summersville SD 79	2014	1.40	1.05	0.40	0.40	0.40	3.65	Recognition
	2015	1.40	1.40	0.40	0.40	0.40	4.00	Recognition
Summit Hill SD 161	2014	1.40	1.40	0.40	0.40	0.40	4.00	Recognition
	2015	1.40	1.40	0.40	0.40	0.10	3.70	Recognition
Summit SD 104	2014	1.40	1.05	0.40	0.40	0.10	3.35	Review
	2015	1.05	0.70	0.20	0.40	0.10	2.45	Watch
	2014	1.40	1.05	0.30	0.40	0.10	3.25	Review

(FBRR - Fund Balance/Revenue Ratio - Weighting of 35%, EXRV - Expenditures/Revenue Ratio - Weighting of 35%, DCOH - Days Cash on Hand - Weighting of 10%, STB - Short-Term Borrowing - Weighting of 10%, and LTD - Long-Term Debt -Weighting of 10%)

Note: Because Whiteside School District 115 did not submit an FY15 AFR, they are in the Financial Watch Category.

<u>District Name</u>	<u>Data Year</u>	<u>FBRR</u>	<u>ERR</u>	<u>DCOH</u>	<u>STB</u>	<u>LTD</u>	<u>Total Score</u>	<u>Designation</u>
Sunnybrook SD 171	2015	1.40	1.05	0.40	0.40	0.20	3.45	Review
	2014	1.40	1.40	0.40	0.40	0.20	3.80	Recognition
Sunset Ridge SD 29	2015	1.40	1.40	0.40	0.40	0.40	4.00	Recognition
	2014	1.40	1.40	0.40	0.40	0.40	4.00	Recognition
Sycamore CUSD 427	2015	1.05	1.05	0.20	0.40	0.10	2.80	Early Warning
	2014	1.40	0.70	0.30	0.40	0.10	2.90	Early Warning
Taft SD 90	2015	1.40	1.05	0.30	0.40	0.10	3.25	Review
	2014	1.40	1.05	0.30	0.40	0.10	3.25	Review
Tamaroa School Dist 5	2015	0.70	1.05	0.10	0.40	0.40	2.65	Early Warning
	2014	0.70	0.70	0.10	0.40	0.40	2.30	Watch
Taylorville CUSD 3	2015	1.40	1.40	0.30	0.40	0.30	3.80	Recognition
	2014	1.40	1.40	0.30	0.40	0.30	3.80	Recognition
Teutopolis CUSD 50	2015	1.40	1.40	0.40	0.40	0.30	3.90	Recognition
	2014	1.40	1.40	0.40	0.40	0.30	3.90	Recognition
Thomasboro CCSD 130	2015	1.40	1.05	0.40	0.40	0.40	3.65	Recognition
	2014	1.40	1.05	0.40	0.40	0.40	3.65	Recognition
Thompsonville CUSD 174	2015	1.40	1.40	0.30	0.40	0.20	3.70	Recognition
	2014	1.05	1.05	0.20	0.40	0.20	2.90	Early Warning
Thornton Fractional Twp HSD 215	2015	1.40	1.40	0.40	0.40	0.20	3.80	Recognition
	2014	1.40	1.40	0.30	0.40	0.20	3.70	Recognition
Thornton SD 154	2015	1.40	1.05	0.40	0.40	0.20	3.45	Review
	2014	1.40	1.40	0.40	0.40	0.30	3.90	Recognition
Thornton Twp HSD 205	2015	1.40	1.05	0.30	0.40	0.30	3.45	Review
	2014	1.40	1.05	0.30	0.40	0.30	3.45	Review
Tolono CUSD 7	2015	1.40	1.40	0.40	0.40	0.20	3.80	Recognition
	2014	1.40	1.05	0.40	0.40	0.20	3.45	Review
Tonica CCSD 79	2015	1.40	1.40	0.40	0.40	0.20	3.45	Recognition
	2014	1.40	1.40	0.40	0.40	0.40	4.00	Recognition
Township HSD 211	2015	1.40	1.40	0.40	0.40	0.40	4.00	Recognition
	2014	1.40	1.40	0.40	0.40	0.40	4.00	Recognition
Township HSD 214	2015	1.40	1.40	0.40	0.40	0.40	4.00	Recognition

(FBRR - Fund Balance/Revenue Ratio - Weighting of 35%, EXRV - Expenditures/Revenue Ratio - Weighting of 35%, DCOH - Days Cash on Hand - Weighting of 10%, STB - Short-Term Borrowing - Weighting of 10%, and LTD - Long-Term Debt -Weighting of 10%)

Note: Because Whiteside School District 115 did not submit an FY15 AFR, they are in the Financial Match Category.

March 2016

<u>District Name</u>	<u>Data Year</u>	<u>FBRR</u>	<u>ERR</u>	<u>DCOH</u>	<u>STB</u>	<u>LTD</u>	<u>Total Score</u>	<u>Designation</u>
Township HSD 214	2014	1.40	1.40	0.40	0.40	0.40	4.00	Recognition
Tremont CUSD 702	2015	1.40	1.05	0.30	0.40	0.20	3.35	Review
Tri City CUSD 1	2014	1.40	1.40	0.40	0.40	0.20	3.80	Recognition
	2015	1.40	1.05	0.30	0.40	0.40	3.55	Recognition
Tri Point CUSD 6-J	2014	1.40	1.05	0.30	0.40	0.40	3.55	Recognition
	2015	1.05	0.70	0.20	0.40	0.40	2.75	Early Warning
Tri Valley CUSD 3	2014	1.40	0.70	0.30	0.40	0.40	3.20	Review
	2015	1.40	1.05	0.40	0.40	0.40	3.65	Recognition
Triad CUSD 2	2014	1.40	1.05	0.40	0.40	0.40	3.65	Recognition
	2015	0.70	1.05	0.10	0.40	0.10	2.35	Watch
Trico CUSD 176	2014	1.05	1.05	0.20	0.40	0.10	2.80	Early Warning
	2015	1.40	1.05	0.30	0.40	0.30	3.45	Review
Triopia CUSD 27	2014	1.40	1.05	0.30	0.40	0.30	3.45	Review
	2015	1.40	1.05	0.30	0.40	0.10	3.25	Review
Troy CCSD 30C	2014	1.40	1.05	0.30	0.40	0.40	3.55	Recognition
	2015	1.40	1.05	0.40	0.40	0.10	3.35	Review
Tuscola CUSD 301	2014	1.40	1.40	0.40	0.40	0.10	3.70	Recognition
	2015	1.40	0.70	0.30	0.40	0.30	3.10	Review
Twp HSD 113	2014	1.40	1.40	0.40	0.40	0.30	3.90	Recognition
	2015	1.40	1.40	0.40	0.40	0.30	3.90	Recognition
Union Ridge SD 86	2014	1.40	1.40	0.40	0.40	0.30	3.90	Recognition
	2015	1.40	1.05	0.40	0.40	0.40	3.65	Recognition
Union SD 81	2014	1.40	1.05	0.40	0.40	0.40	3.65	Recognition
	2015	1.40	1.40	0.40	0.40	0.10	3.70	Recognition
United CUSD 304	2014	1.40	1.40	0.30	0.40	0.10	3.60	Recognition
	2015	1.05	1.40	0.20	0.40	0.30	3.35	Review
United Twp HSD 30	2014	1.05	1.05	0.20	0.40	0.30	3.00	Early Warning
	2015	1.40	1.05	0.40	0.40	0.40	3.65	Recognition
Unity Point CCSD 140	2014	1.40	1.05	0.40	0.40	0.40	3.65	Recognition
	2015	1.40	1.05	0.30	0.40	0.30	3.45	Review
	2014	1.40	1.05	0.30	0.40	0.30	3.45	Review

(FBRR - Fund Balance/Revenue Ratio - Weighting of 35%, EXRV - Expenditures/Revenue Ratio - Weighting of 35%, DCOH - Days Cash on Hand - Weighting of 10%, STB - Short-Term Borrowing - Weighting of 10%, and LTD - Long-Term Debt -Weighting of 10%)

Note: Because Whiteside School District 115 did not submit an FY15 AFR, they are in the Financial Match Category.

March 2016

<u>District Name</u>	<u>Data Year</u>	<u>FBRR</u>	<u>ERR</u>	<u>DCOH</u>	<u>STB</u>	<u>LTD</u>	<u>Total Score</u>	<u>Designation</u>
Urbana SD 116	2015	1.05	1.05	0.20	0.40	0.20	2.90	Early Warning
	2014	1.05	1.40	0.20	0.40	0.20	3.25	Review
V I T CUSD 2	2015	1.40	1.40	0.40	0.40	0.40	4.00	Recognition
	2014	1.40	1.05	0.40	0.40	0.40	3.65	Recognition
Valley View CUSD 365U	2015	1.40	1.40	0.30	0.40	0.10	3.60	Recognition
	2014	1.40	1.05	0.30	0.40	0.10	3.25	Review
Valmeyer CUSD 3	2015	1.40	1.05	0.30	0.40	0.40	3.55	Recognition
	2014	1.40	1.05	0.30	0.40	0.40	3.55	Recognition
Vandalia CUSD 203	2015	1.40	1.05	0.30	0.40	0.10	3.25	Review
	2014	1.40	1.40	0.30	0.40	0.20	3.70	Recognition
Venice CUSD 3	2015	1.40	1.40	0.40	0.40	0.40	4.00	Recognition
	2014	1.40	1.05	0.40	0.40	0.40	3.65	Recognition
Vienna HSD 133	2015	1.05	1.05	0.20	0.40	0.40	3.10	Review
	2014	1.05	1.05	0.20	0.40	0.30	3.00	Early Warning
Vienna SD 55	2015	1.05	1.40	0.20	0.40	0.10	3.15	Review
	2014	1.05	0.70	0.20	0.40	0.10	2.45	Watch
Villa Grove CUSD 302	2015	1.40	1.05	0.30	0.40	0.40	3.55	Recognition
	2014	1.40	1.05	0.30	0.40	0.40	3.55	Recognition
Virginia CUSD 64	2015	1.05	1.05	0.20	0.40	0.10	2.80	Early Warning
	2014	1.05	1.05	0.20	0.40	0.10	2.80	Early Warning
W Harvey-Dixmoor PSD 147	2015	1.40	1.05	0.30	0.40	0.10	3.25	Review
	2014	1.40	1.05	0.40	0.40	0.10	3.35	Review
Wabash CUSD 348	2015	0.35	0.70	0.20	0.40	0.40	2.05	Watch
	2014	1.05	0.70	0.20	0.40	0.40	2.75	Early Warning
Wallace CCSD 195	2015	1.40	0.70	0.30	0.40	0.20	3.00	Early Warning
	2014	1.40	1.40	0.40	0.40	0.20	3.80	Recognition
Waltham CCSD 185	2015	1.40	1.05	0.40	0.40	0.40	3.65	Recognition
	2014	1.40	1.05	0.40	0.40	0.40	3.65	Recognition
Waltonville CUSD 1	2015	1.40	1.05	0.30	0.40	0.40	3.55	Recognition
	2014	1.40	1.40	0.40	0.40	0.40	4.00	Recognition
Warren CUSD 205	2015	1.40	1.40	0.40	0.40	0.30	3.90	Recognition

(FBRR - Fund Balance/Revenue Ratio - Weighting of 35%, EXRV - Expenditures/Revenue Ratio - Weighting of 35%, DCOH - Days Cash on Hand - Weighting of 10%, STB - Short-Term Borrowing - Weighting of 10%, and LTD - Long-Term Debt -Weighting of 10%)

Note: Because Whiteside School District 115 did not submit an FY15 AFR, they are in the Financial Match Category.

March 2016

<u>District Name</u>	<u>Data Year</u>	<u>FBRR</u>	<u>ERR</u>	<u>DCOH</u>	<u>STB</u>	<u>LTD</u>	<u>Total Score</u>	<u>Designation</u>
Warren CUSD 205	2014	1.40	1.40	0.40	0.40	0.30	3.90	Recognition
Warren Twp HSD 121	2015	1.40	1.40	0.30	0.40	0.20	3.70	Recognition
Warrensburg-Latham CUSD 11	2014	1.40	1.05	0.30	0.40	0.20	3.35	Review
	2015	1.40	1.05	0.30	0.40	0.20	3.35	Review
Warsaw CUSD 316	2014	1.40	1.05	0.30	0.40	0.20	3.35	Review
	2015	1.05	0.70	0.20	0.40	0.30	2.65	Early Warning
Washington CHSD 308	2014	1.05	0.70	0.20	0.40	0.30	2.65	Early Warning
	2015	1.40	1.05	0.40	0.40	0.20	3.45	Review
Washington SD 52	2014	1.40	1.05	0.40	0.40	0.20	3.45	Review
	2015	1.40	1.05	0.40	0.40	0.30	3.55	Recognition
Waterloo CUSD 5	2014	1.40	1.05	0.40	0.40	0.30	3.55	Recognition
	2015	1.40	1.05	0.30	0.40	0.10	3.25	Review
Wauconda CUSD 118	2014	1.40	1.40	0.40	0.40	0.10	3.70	Recognition
	2015	1.40	1.40	0.40	0.40	0.10	3.70	Recognition
Waukegan CUSD 60	2014	1.40	1.40	0.30	0.40	0.10	3.60	Recognition
	2015	1.05	1.05	0.20	0.40	0.20	2.90	Early Warning
Waverly CUSD 6	2014	1.05	1.40	0.20	0.40	0.20	3.25	Review
	2015	1.40	1.40	0.40	0.40	0.20	3.80	Recognition
Wayne City CUSD 100	2014	1.40	1.40	0.40	0.40	0.40	4.00	Recognition
	2015	1.40	1.40	0.30	0.40	0.10	3.60	Recognition
Webber Twp HSD 204	2014	1.05	1.05	0.20	0.40	0.10	2.80	Early Warning
	2015	1.05	1.05	0.20	0.10	0.10	2.50	Watch
Wesclin CUSD 3	2014	0.70	0.35	0.10	0.40	0.40	1.95	Watch
	2015	1.40	1.05	0.30	0.40	0.20	3.35	Review
West Carroll CUSD 314	2014	1.40	1.05	0.30	0.40	0.20	3.35	Review
	2015	1.40	1.40	0.30	0.40	0.20	3.70	Recognition
West Central CUSD 235	2014	1.40	1.05	0.30	0.40	0.10	3.25	Review
	2015	1.40	1.05	0.40	0.40	0.40	3.65	Recognition
West Chicago ESD 33	2014	1.40	1.40	0.40	0.40	0.40	4.00	Recognition
	2015	1.40	1.40	0.40	0.40	0.10	3.70	Recognition
	2014	1.40	1.40	0.40	0.40	0.10	3.70	Recognition

(FBRR - Fund Balance/Revenue Ratio - Weighting of 35%, EXRV - Expenditures/Revenue Ratio - Weighting of 35%, DCOH - Days Cash on Hand - Weighting of 10%, STB - Short-Term Borrowing - Weighting of 10%, and LTD - Long-Term Debt -Weighting of 10%)

Note: Because Whiteside School District 115 did not submit an FY15 AFR, they are in the Financial Match Category.

March 2016

<u>District Name</u>	<u>Data Year</u>	<u>FBRR</u>	<u>ERR</u>	<u>DCOH</u>	<u>STB</u>	<u>LTD</u>	<u>Total Score</u>	<u>Designation</u>
West Lincoln-Broadwell ESD 92	2015	1.40	1.05	0.40	0.40	0.40	3.65	Recognition
	2014	1.40	1.05	0.40	0.40	0.30	3.55	Recognition
West Northfield SD 31	2015	1.40	1.40	0.40	0.40	0.40	4.00	Recognition
	2014	1.40	1.40	0.40	0.40	0.40	4.00	Recognition
West Prairie CUSD 103	2015	1.40	1.05	0.40	0.40	0.40	3.65	Recognition
	2014	1.40	1.05	0.40	0.40	0.40	3.65	Recognition
West Richland CUSD 2	2014	1.40	1.05	0.30	0.40	0.40	3.55	Recognition
West Washington Co CUD 10	2015	1.40	1.40	0.40	0.40	0.10	3.70	Recognition
	2014	1.40	1.40	0.40	0.40	0.10	3.70	Recognition
Westchester SD 92-5	2015	1.40	1.40	0.40	0.40	0.20	3.80	Recognition
	2014	1.40	1.05	0.40	0.40	0.30	3.55	Recognition
Western CUSD 12	2015	1.40	1.05	0.30	0.40	0.30	3.45	Review
	2014	1.05	1.05	0.20	0.40	0.30	3.00	Early Warning
Western Springs SD 101	2015	1.40	1.40	0.40	0.40	0.20	3.80	Recognition
	2014	1.40	1.05	0.40	0.40	0.20	3.45	Review
Westville CUSD 2	2015	1.40	1.05	0.40	0.40	0.20	3.45	Review
	2014	1.40	1.05	0.40	0.40	0.30	3.55	Recognition
Wethersfield CUSD 230	2015	1.40	1.05	0.40	0.40	0.30	3.55	Recognition
	2014	1.40	1.05	0.40	0.40	0.30	3.55	Recognition
Wheeling CCSD 21	2015	0.70	0.70	0.20	0.40	0.30	2.30	Watch
	2014	1.05	1.05	0.30	0.40	0.30	3.10	Review
Whiteside SD 115	2015	0.00	0.00	0.00	0.00	0.00	0.00	Watch
	2014	0.00	0.00	0.00	0.00	0.00	0.00	Watch
Will County SD 92	2015	1.40	1.40	0.40	0.40	0.40	4.00	Recognition
	2014	1.40	1.40	0.40	0.40	0.40	4.00	Recognition
Williamsfield CUSD 210	2015	1.40	1.05	0.40	0.40	0.40	3.65	Recognition
	2014	1.40	1.40	0.40	0.40	0.40	4.00	Recognition
Williamsville CUSD 15	2015	1.40	1.40	0.30	0.40	0.40	3.90	Recognition
	2014	1.40	1.05	0.30	0.40	0.40	3.55	Recognition
Willow Grove SD 46	2015	1.05	1.05	0.20	0.40	0.30	3.00	Early Warning
	2014	1.40	1.40	0.30	0.40	0.30	3.80	Recognition

(FBRR - Fund Balance/Revenue Ratio - Weighting of 35%, EXRV - Expenditures/Revenue Ratio - Weighting of 35%, DCOH - Days Cash on Hand - Weighting of 10%, STB - Short-Term Borrowing - Weighting of 10%, and LTD - Long-Term Debt -Weighting of 10%)

Note: Because Whiteside School District 115 did not submit an FY15 AFR, they are in the Financial Match Category.

March 2016

<u>District Name</u>	<u>Data Year</u>	<u>FBRR</u>	<u>ERR</u>	<u>DCOH</u>	<u>STB</u>	<u>LTD</u>	<u>Total Score</u>	<u>Designation</u>
Willow Springs SD 108	2015	1.40	1.05	0.40	0.40	0.10	3.35	Review
	2014	1.40	1.40	0.40	0.40	0.10	3.70	Recognition
Wilmette SD 39	2015	1.40	1.40	0.40	0.40	0.40	4.00	Recognition
	2014	1.40	1.40	0.40	0.40	0.40	4.00	Recognition
Wilmington CUSD 209U	2015	1.40	1.05	0.40	0.40	0.10	3.35	Review
	2014	1.40	1.05	0.40	0.40	0.10	3.35	Review
Winchester CUSD 1	2015	1.05	1.05	0.20	0.40	0.40	3.10	Review
	2014	1.40	0.70	0.30	0.40	0.40	3.20	Review
Windsor CUSD 1	2015	1.40	1.05	0.40	0.40	0.40	3.65	Recognition
	2014	1.40	1.05	0.40	0.40	0.40	3.65	Recognition
Winfield SD 34	2015	1.40	1.40	0.40	0.40	0.30	3.90	Recognition
	2014	1.40	1.40	0.40	0.40	0.30	3.90	Recognition
Winnebago CUSD 323	2015	1.40	1.05	0.40	0.40	0.40	3.65	Recognition
	2014	1.40	1.05	0.30	0.40	0.40	3.55	Recognition
Winnetka SD 36	2015	1.40	1.40	0.40	0.40	0.20	3.80	Recognition
	2014	1.40	1.40	0.40	0.40	0.20	3.80	Recognition
Winthrop Harbor SD 1	2015	1.40	1.40	0.40	0.40	0.30	3.90	Recognition
	2014	1.40	1.40	0.40	0.40	0.30	3.90	Recognition
Wolf Branch SD 113	2015	1.40	1.05	0.40	0.40	0.30	3.55	Recognition
	2014	1.40	1.05	0.30	0.40	0.30	3.45	Review
Wood Dale SD 7	2015	1.40	1.05	0.40	0.40	0.40	3.65	Recognition
	2014	1.40	1.05	0.40	0.40	0.40	3.65	Recognition
Wood River-Hartford ESD 15	2015	1.40	1.05	0.40	0.40	0.30	3.55	Recognition
	2014	1.40	1.40	0.40	0.40	0.30	3.90	Recognition
Woodland CCSD 50	2015	1.40	1.40	0.40	0.40	0.20	3.80	Recognition
	2014	1.40	1.40	0.30	0.40	0.20	3.70	Recognition
Woodland CUSD 5	2015	1.40	1.05	0.30	0.40	0.40	3.55	Recognition
	2014	1.40	0.70	0.30	0.40	0.40	3.20	Review
Woodlawn CCSD 4	2015	0.35	1.05	0.20	0.30	0.40	2.30	Watch
	2014	0.35	0.70	0.10	0.40	0.40	1.95	Watch
Woodlawn CHSD 205	2015	1.05	1.40	0.30	0.40	0.40	3.55	Recognition

(FBRR - Fund Balance/Revenue Ratio - Weighting of 35%, EXRV - Expenditures/Revenue Ratio - Weighting of 10%, STB - Short-Term Borrowing - Weighting of 10%, and LTD - Long-Term Debt -Weighting of 10%)

Note: Because Whiteside School District 115 did not submit an FY15 AFR, they are in the Financial Watch Category.

March 2016

<u>District Name</u>	<u>Data Year</u>	<u>FBRR</u>	<u>ERR</u>	<u>DCOH</u>	<u>STB</u>	<u>LTD</u>	<u>Total Score</u>	<u>Designation</u>
Woodlawn CHSD 205	2014	1.05	1.40	0.20	0.40	0.30	3.35	Review
Woodridge SD 68	2015	1.40	1.40	0.40	0.40	0.40	4.00	Recognition
	2014	1.40	1.40	0.40	0.40	0.40	4.00	Recognition
Woodstock CUSD 200	2015	1.40	1.40	0.40	0.40	0.10	3.70	Recognition
	2014	1.40	1.40	0.40	0.40	0.10	3.70	Recognition
Worth SD 127	2015	1.40	1.40	0.40	0.40	0.20	3.80	Recognition
	2014	1.40	1.40	0.40	0.40	0.20	3.80	Recognition
Yorkville CUSD 115	2015	1.40	1.40	0.40	0.40	0.10	3.70	Recognition
	2014	1.40	1.40	0.40	0.40	0.10	3.70	Recognition
Zeigler-Royalton CUSD 188	2015	0.70	0.70	0.10	0.40	0.30	2.20	Watch
	2014	1.05	1.05	0.20	0.40	0.30	3.00	Early Warning
Zion ESD 6	2015	1.40	1.40	0.40	0.40	0.10	3.70	Recognition
	2014	1.40	1.40	0.30	0.40	0.10	3.60	Recognition
Zion-Benton Twp HSD 126	2015	1.40	1.40	0.40	0.40	0.30	3.90	Recognition
	2014	1.40	1.40	0.40	0.40	0.30	3.90	Recognition

(FBRR - Fund Balance/Revenue Ratio - Weighting of 35%, EXRV - Expenditures/Revenue Ratio - Weighting of 35%, DCOH - Days Cash on Hand - Weighting of 10%, STB - Short-Term Borrowing - Weighting of 10%, and LTD - Long-Term Debt -Weighting of 10%)

Note: Because Whiteside School District 115 did not submit an FY15 AFR, they are in the Financial Watch Category.

2016 Financial Profile (Based upon 2015 Annual Financial Data)

Financial Profile Scores (Adjusted) – by Descending Score Order

(Scores were adjusted for delayed payment of Mandated Categoricals)

Financial Profile Scores (Adjusted) - by Descending Score Order

TOTALS: Recognition = 568 Review = 196 Early Warning = 61 Watch = 32 (857 districts)

<u>District Name</u>	<u>Data Year</u>	<u>FBRR</u>	<u>ERR</u>	<u>DCOH</u>	<u>STB</u>	<u>LTD</u>	<u>Total Score</u>	<u>Designation</u>
Abingdon-Avon CUSD 276	2015	1.40	1.40	0.40	0.40	0.40	4.00	Recognition
Addison SD 4	2015	1.40	1.40	0.40	0.40	0.40	4.00	Recognition
Adlai E Stevenson HSD 125	2015	1.40	1.40	0.40	0.40	0.40	4.00	Recognition
Akin CCSD 91	2015	1.40	1.40	0.40	0.40	0.40	4.00	Recognition
Albers SD 63	2015	1.40	1.40	0.40	0.40	0.40	4.00	Recognition
Alden Hebron SD 19	2015	1.40	1.40	0.40	0.40	0.40	4.00	Recognition
Allen-Otter Creek CCSD 65	2015	1.40	1.40	0.40	0.40	0.40	4.00	Recognition
Alsip-Hazlgrn-Oaklwn SD 126	2015	1.40	1.40	0.40	0.40	0.40	4.00	Recognition
Armstrong Twp HSD 225	2015	1.40	1.40	0.40	0.40	0.40	4.00	Recognition
Ashton-Franklin Center CUSD 275	2015	1.40	1.40	0.40	0.40	0.40	4.00	Recognition
Bannockburn SD 106	2015	1.40	1.40	0.40	0.40	0.40	4.00	Recognition
Bartonville SD 66	2015	1.40	1.40	0.40	0.40	0.40	4.00	Recognition
Bethel SD 82	2015	1.40	1.40	0.40	0.40	0.40	4.00	Recognition
Bloomington SD 13	2015	1.40	1.40	0.40	0.40	0.40	4.00	Recognition
Bradford CUSD 1	2015	1.40	1.40	0.40	0.40	0.40	4.00	Recognition
Burbank SD 111	2015	1.40	1.40	0.40	0.40	0.40	4.00	Recognition

(FBRR - Fund Balance/Revenue Ratio - Weighting of 35%, EXRV - Expenditures/Revenue Ratio have a Weighting of 35%, DCOH - Days Cash on Hand - Weighting of 10%, STB - Short-Term Debt - Weighting of 10%, and LTD - Long-Term Debt have a Weighting of 10%)

Because Whiteside School District 115 did not submit an FY15 AFFR, they are in the Financial Watch category.

<u>District Name</u>	<u>Data Year</u>	<u>FBRR</u>	<u>ERR</u>	<u>DCOH</u>	<u>STB</u>	<u>LTD</u>	<u>Total Score</u>	<u>Designation</u>
Butler SD 53	2015	1.40	1.40	0.40	0.40	0.40	4.00	Recognition
Canton Union SD 66	2015	1.40	1.40	0.40	0.40	0.40	4.00	Recognition
CCSD 180	2015	1.40	1.40	0.40	0.40	0.40	4.00	Recognition
Center Cass SD 66	2015	1.40	1.40	0.40	0.40	0.40	4.00	Recognition
Central Stickney SD 110	2015	1.40	1.40	0.40	0.40	0.40	4.00	Recognition
CHSD 117	2015	1.40	1.40	0.40	0.40	0.40	4.00	Recognition
CHSD 128	2015	1.40	1.40	0.40	0.40	0.40	4.00	Recognition
CHSD 155	2015	1.40	1.40	0.40	0.40	0.40	4.00	Recognition
Cisna Park CUSD 6	2015	1.40	1.40	0.40	0.40	0.40	4.00	Recognition
Comm Cons SD 59	2015	1.40	1.40	0.40	0.40	0.40	4.00	Recognition
Cons HSD 230	2015	1.40	1.40	0.40	0.40	0.40	4.00	Recognition
County of Woodford School	2015	1.40	1.40	0.40	0.40	0.40	4.00	Recognition
CUSD 201	2015	1.40	1.40	0.40	0.40	0.40	4.00	Recognition
Darien SD 61	2015	1.40	1.40	0.40	0.40	0.40	4.00	Recognition
Deerfield SD 109	2015	1.40	1.40	0.40	0.40	0.40	4.00	Recognition
Diamond Lake SD 76	2015	1.40	1.40	0.40	0.40	0.40	4.00	Recognition
Donovan CUSD 3	2015	1.40	1.40	0.40	0.40	0.40	4.00	Recognition
Dwight Twp HSD 230	2015	1.40	1.40	0.40	0.40	0.40	4.00	Recognition

(FBRR - Fund Balance/Revenue Ratio - Weighting of 35%, EXRV - Expenditures/Revenue Ratio have a Weighting of 35%, DCOH - Days Cash on Hand - Weighting of 10%, STB - Short-Term Debt - Weighting of 10%, and LTD - Long-Term Debt have a Weighting of 10%)

Because Whiteside School District 115 did not submit an FY15 AFR, they are in the Financial Watch category.

<u>District Name</u>	<u>Data Year</u>	<u>FBRR</u>	<u>ERR</u>	<u>DCOH</u>	<u>STB</u>	<u>LTD</u>	<u>Total Score</u>	<u>Designation</u>
East Dubuque USD 119	2015	1.40	1.40	0.40	0.40	0.40	4.00	Recognition
East Maine SD 63	2015	1.40	1.40	0.40	0.40	0.40	4.00	Recognition
Edinburg CUSD 4	2015	1.40	1.40	0.40	0.40	0.40	4.00	Recognition
Egyptian CUSD 5	2015	1.40	1.40	0.40	0.40	0.40	4.00	Recognition
Evergreen Park CHSD 231	2015	1.40	1.40	0.40	0.40	0.40	4.00	Recognition
Fairview SD 72	2015	1.40	1.40	0.40	0.40	0.40	4.00	Recognition
Farmington Central CUSD 265	2015	1.40	1.40	0.40	0.40	0.40	4.00	Recognition
Galva CUSD 224	2015	1.40	1.40	0.40	0.40	0.40	4.00	Recognition
Glenbard Twp HSD 87	2015	1.40	1.40	0.40	0.40	0.40	4.00	Recognition
Glenview CCSD 34	2015	1.40	1.40	0.40	0.40	0.40	4.00	Recognition
Gower SD 62	2015	1.40	1.40	0.40	0.40	0.40	4.00	Recognition
Grass Lake SD 36	2015	1.40	1.40	0.40	0.40	0.40	4.00	Recognition
Greenview CUSD 200	2015	1.40	1.40	0.40	0.40	0.40	4.00	Recognition
Hartsburg Emden CUSD 21	2015	1.40	1.40	0.40	0.40	0.40	4.00	Recognition
Henry-Senachwine CUSD 5	2015	1.40	1.40	0.40	0.40	0.40	4.00	Recognition
Hollis Cons SD 328	2015	1.40	1.40	0.40	0.40	0.40	4.00	Recognition
Hoyleton Cons SD 29	2015	1.40	1.40	0.40	0.40	0.40	4.00	Recognition
Illini West H S Dist 307	2015	1.40	1.40	0.40	0.40	0.40	4.00	Recognition

(FBRR - Fund Balance/Revenue Ratio - Weighting of 35%, EXRV - Expenditures/Revenue Ratio have a Weighting of 35%, DCOH - Days Cash on Hand - Weighting of 10%, STB - Short-Term Debt - Weighting of 10%, and LTD - Long-Term Debt have a Weighting of 10%)

Because Whiteside School District 115 did not submit an FY15 AFR, they are in the Financial Watch category.

<u>District Name</u>	<u>Data Year</u>	<u>FBRR</u>	<u>ERR</u>	<u>DCOH</u>	<u>STB</u>	<u>LTD</u>	<u>Total Score</u>	<u>Designation</u>
Indian Creek CUSD 425	2015	1.40	1.40	0.40	0.40	0.40	4.00	Recognition
Jacksonville SD 117	2015	1.40	1.40	0.40	0.40	0.40	4.00	Recognition
Joppa-Maple Grove UD 38	2015	1.40	1.40	0.40	0.40	0.40	4.00	Recognition
Keeneyville SD 20	2015	1.40	1.40	0.40	0.40	0.40	4.00	Recognition
Kildeer Countryside CCSD 96	2015	1.40	1.40	0.40	0.40	0.40	4.00	Recognition
Kinnikinnick CCSD 131	2015	1.40	1.40	0.40	0.40	0.40	4.00	Recognition
LaGrange Highlands SD 106	2015	1.40	1.40	0.40	0.40	0.40	4.00	Recognition
Lake Zurich CUSD 95	2015	1.40	1.40	0.40	0.40	0.40	4.00	Recognition
Laraway CCSD 70C	2015	1.40	1.40	0.40	0.40	0.40	4.00	Recognition
Lemont-Bromberek CSD 113A	2015	1.40	1.40	0.40	0.40	0.40	4.00	Recognition
Leyden CHSD 212	2015	1.40	1.40	0.40	0.40	0.40	4.00	Recognition
Lincolnshire-Prairieview SD 103	2015	1.40	1.40	0.40	0.40	0.40	4.00	Recognition
Lisle CUSD 202	2015	1.40	1.40	0.40	0.40	0.40	4.00	Recognition
Lockport Twp HSD 205	2015	1.40	1.40	0.40	0.40	0.40	4.00	Recognition
Lombard SD 44	2015	1.40	1.40	0.40	0.40	0.40	4.00	Recognition
Ludlow CCSD 142	2015	1.40	1.40	0.40	0.40	0.40	4.00	Recognition
Lyons Twp HSD 204	2015	1.40	1.40	0.40	0.40	0.40	4.00	Recognition
Macomb CUSD 185	2015	1.40	1.40	0.40	0.40	0.40	4.00	Recognition

(FBRR - Fund Balance/Revenue Ratio - Weighting of 35%, EXRV - Expenditures/Revenue Ratio have a Weighting of 35%, DCOH - Days Cash on Hand - Weighting of 10%, STB - Short-Term Debt - Weighting of 10%, and LTD - Long-Term Debt have a Weighting of 10%)

Because Whiteside School District 115 did not submit an FY15 AFFR, they are in the Financial Watch category.

<u>District Name</u>	<u>Data Year</u>	<u>FBRR</u>	<u>ERR</u>	<u>DCOH</u>	<u>STB</u>	<u>LTD</u>	<u>Total Score</u>	<u>Designation</u>
Malden CCSD 84	2015	1.40	1.40	0.40	0.40	0.40	4.00	Recognition
Marengo-Union E Cons D 165	2015	1.40	1.40	0.40	0.40	0.40	4.00	Recognition
Marseilles ESD 150	2015	1.40	1.40	0.40	0.40	0.40	4.00	Recognition
Mazon-Verona-Kinsman ESD 2C	2015	1.40	1.40	0.40	0.40	0.40	4.00	Recognition
Meredosia-Chambersburg CUSD 11	2015	1.40	1.40	0.40	0.40	0.40	4.00	Recognition
Midland CUSD 7	2015	1.40	1.40	0.40	0.40	0.40	4.00	Recognition
Moline-Coal Valley CUSD 40	2015	1.40	1.40	0.40	0.40	0.40	4.00	Recognition
Monticello CUSD 25	2015	1.40	1.40	0.40	0.40	0.40	4.00	Recognition
Mount Prospect SD 57	2015	1.40	1.40	0.40	0.40	0.40	4.00	Recognition
Naperville CUSD 203	2015	1.40	1.40	0.40	0.40	0.40	4.00	Recognition
New Holland-Middletown ED 88	2015	1.40	1.40	0.40	0.40	0.40	4.00	Recognition
Niles ESD 71	2015	1.40	1.40	0.40	0.40	0.40	4.00	Recognition
Nippersink SD 2	2015	1.40	1.40	0.40	0.40	0.40	4.00	Recognition
North Clay CUSD 25	2015	1.40	1.40	0.40	0.40	0.40	4.00	Recognition
North Shore SD 112	2015	1.40	1.40	0.40	0.40	0.40	4.00	Recognition
North Wamac SD 186	2015	1.40	1.40	0.40	0.40	0.40	4.00	Recognition
Northbrook ESD 27	2015	1.40	1.40	0.40	0.40	0.40	4.00	Recognition
Northbrook SD 28	2015	1.40	1.40	0.40	0.40	0.40	4.00	Recognition

(FBRR - Fund Balance/Revenue Ratio - Weighting of 35%, EXRV - Expenditures/Revenue Ratio have a Weighting of 35%, DCOH - Days Cash on Hand - Weighting of 10%, STB - Short-Term Debt - Weighting of 10%, and LTD - Long-Term Debt have a Weighting of 10%)

Because Whiteside School District 115 did not submit an FY15 AFFR, they are in the Financial Watch category.

<u>District Name</u>	<u>Data Year</u>	<u>FBRR</u>	<u>ERR</u>	<u>DCOH</u>	<u>STB</u>	<u>LTD</u>	<u>Total Score</u>	<u>Designation</u>
Northbrook/Glenview SD 30	2015	1.40	1.40	0.40	0.40	0.40	4.00	Recognition
Oakdale CCSD 1	2015	1.40	1.40	0.40	0.40	0.40	4.00	Recognition
Ohio CCSD 17	2015	1.40	1.40	0.40	0.40	0.40	4.00	Recognition
Ohio CHSD 505	2015	1.40	1.40	0.40	0.40	0.40	4.00	Recognition
Okaw Valley CUSD 302	2015	1.40	1.40	0.40	0.40	0.40	4.00	Recognition
Opdyke-Belle-Rive CCSD 5	2015	1.40	1.40	0.40	0.40	0.40	4.00	Recognition
Palos CCSD 118	2015	1.40	1.40	0.40	0.40	0.40	4.00	Recognition
Palos Heights SD 128	2015	1.40	1.40	0.40	0.40	0.40	4.00	Recognition
Park Ridge CCSD 64	2015	1.40	1.40	0.40	0.40	0.40	4.00	Recognition
Pawnee CUSD 11	2015	1.40	1.40	0.40	0.40	0.40	4.00	Recognition
Paxton-Buckley-Loda CUD 10	2015	1.40	1.40	0.40	0.40	0.40	4.00	Recognition
Pleasant Plains CUSD 8	2015	1.40	1.40	0.40	0.40	0.40	4.00	Recognition
Pleasant Valley SD 62	2015	1.40	1.40	0.40	0.40	0.40	4.00	Recognition
Pleasantdale SD 107	2015	1.40	1.40	0.40	0.40	0.40	4.00	Recognition
Polo CUSD 222	2015	1.40	1.40	0.40	0.40	0.40	4.00	Recognition
Prairieview-Ogden CCSD 197	2015	1.40	1.40	0.40	0.40	0.40	4.00	Recognition
Red Bud CUSD 132	2015	1.40	1.40	0.40	0.40	0.40	4.00	Recognition
Reed Custer CUSD 255U	2015	1.40	1.40	0.40	0.40	0.40	4.00	Recognition

(FBRR - Fund Balance/Revenue Ratio - Weighting of 35%, EXRV - Expenditures/Revenue Ratio have a Weighting of 35%, DCOH - Days Cash on Hand - Weighting of 10%, STB - Short-Term Debt - Weighting of 10%, and LTD - Long-Term Debt have a Weighting of 10%)

Because Whiteside School District 115 did not submit an FY15 AFFR, they are in the Financial Watch category.

<u>District Name</u>	<u>Data Year</u>	<u>FBRR</u>	<u>ERR</u>	<u>DCOH</u>	<u>STB</u>	<u>LTD</u>	<u>Total Score</u>	<u>Designation</u>
Ridgeview CUSD 19	2015	1.40	1.40	0.40	0.40	0.40	4.00	Recognition
Riley CCSD 18	2015	1.40	1.40	0.40	0.40	0.40	4.00	Recognition
River Forest SD 90	2015	1.40	1.40	0.40	0.40	0.40	4.00	Recognition
River Ridge CUSD 210	2015	1.40	1.40	0.40	0.40	0.40	4.00	Recognition
Riverside SD 96	2015	1.40	1.40	0.40	0.40	0.40	4.00	Recognition
Robein SD 85	2015	1.40	1.40	0.40	0.40	0.40	4.00	Recognition
Rondout SD 72	2015	1.40	1.40	0.40	0.40	0.40	4.00	Recognition
Salem CHSD 600	2015	1.40	1.40	0.40	0.40	0.40	4.00	Recognition
Salem SD 111	2015	1.40	1.40	0.40	0.40	0.40	4.00	Recognition
Salt Creek SD 48	2015	1.40	1.40	0.40	0.40	0.40	4.00	Recognition
Sangamon Valley CUSD 9	2015	1.40	1.40	0.40	0.40	0.40	4.00	Recognition
Saunemin CCSD 438	2015	1.40	1.40	0.40	0.40	0.40	4.00	Recognition
Scales Mound CUSD 211	2015	1.40	1.40	0.40	0.40	0.40	4.00	Recognition
Seneca CCSD 170	2015	1.40	1.40	0.40	0.40	0.40	4.00	Recognition
Seneca Twp HSD 160	2015	1.40	1.40	0.40	0.40	0.40	4.00	Recognition
Shiloh CUSD 1	2015	1.40	1.40	0.40	0.40	0.40	4.00	Recognition
Shirland CCSD 134	2015	1.40	1.40	0.40	0.40	0.40	4.00	Recognition
Spoon River Valley CUSD 4	2015	1.40	1.40	0.40	0.40	0.40	4.00	Recognition

(FBRR - Fund Balance/Revenue Ratio - Weighting of 35%, EXRV - Expenditures/Revenue Ratio have a Weighting of 35%, DCOH - Days Cash on Hand - Weighting of 10%, STB - Short-Term Debt - Weighting of 10%, and LTD - Long-Term Debt have a Weighting of 10%)

Because Whiteside School District 115 did not submit an FY15 AFFR, they are in the Financial Watch category.

<u>District Name</u>	<u>Data Year</u>	<u>FBRR</u>	<u>ERR</u>	<u>DCOH</u>	<u>STB</u>	<u>LTD</u>	<u>Total Score</u>	<u>Designation</u>
St Charles CUSD 303	2015	1.40	1.40	0.40	0.40	0.40	4.00	Recognition
Steward ESD 220	2015	1.40	1.40	0.40	0.40	0.40	4.00	Recognition
Sullivan CUSD 300	2015	1.40	1.40	0.40	0.40	0.40	4.00	Recognition
Summersville SD 79	2015	1.40	1.40	0.40	0.40	0.40	4.00	Recognition
Sunset Ridge SD 29	2015	1.40	1.40	0.40	0.40	0.40	4.00	Recognition
Tonica CCSD 79	2015	1.40	1.40	0.40	0.40	0.40	4.00	Recognition
Township HSD 211	2015	1.40	1.40	0.40	0.40	0.40	4.00	Recognition
Township HSD 214	2015	1.40	1.40	0.40	0.40	0.40	4.00	Recognition
V I T CUSD 2	2015	1.40	1.40	0.40	0.40	0.40	4.00	Recognition
Venice CUSD 3	2015	1.40	1.40	0.40	0.40	0.40	4.00	Recognition
West Northfield SD 31	2015	1.40	1.40	0.40	0.40	0.40	4.00	Recognition
Will County SD 92	2015	1.40	1.40	0.40	0.40	0.40	4.00	Recognition
Wilmette SD 39	2015	1.40	1.40	0.40	0.40	0.40	4.00	Recognition
Woodridge SD 68	2015	1.40	1.40	0.40	0.40	0.40	4.00	Recognition
Anna CCSD 37	2015	1.40	1.40	0.30	0.40	0.40	3.90	Recognition
Anna Jonesboro CHSD 81	2015	1.40	1.40	0.30	0.40	0.40	3.90	Recognition
Argo CHSD 217	2015	1.40	1.40	0.40	0.40	0.30	3.90	Recognition
Astoria CUSD 1	2015	1.40	1.40	0.40	0.40	0.30	3.90	Recognition

(FBRR - Fund Balance/Revenue Ratio - Weighting of 35%, EXRV - Expenditures/Revenue Ratio have a Weighting of 35%, DCOH - Days Cash on Hand - Weighting of 10%, STB - Short-Term Debt - Weighting of 10%, and LTD - Long-Term Debt have a Weighting of 10%)

Because Whiteside School District 115 did not submit an FY15 AFFR, they are in the Financial Watch category.

<u>District Name</u>	<u>Data Year</u>	<u>FBRR</u>	<u>ERR</u>	<u>DCOH</u>	<u>STB</u>	<u>LTD</u>	<u>Total Score</u>	<u>Designation</u>
Barrington CUSD 220	2015	1.40	1.40	0.30	0.40	0.40	3.90	Recognition
Benjamin SD 25	2015	1.40	1.40	0.40	0.40	0.30	3.90	Recognition
Benton Cons HSD 103	2015	1.40	1.40	0.30	0.40	0.40	3.90	Recognition
Bloomington SD 87	2015	1.40	1.40	0.40	0.40	0.30	3.90	Recognition
Bradley Bourbonnais CHSD 307	2015	1.40	1.40	0.40	0.40	0.30	3.90	Recognition
Bunker Hill CUSD 8	2015	1.40	1.40	0.30	0.40	0.40	3.90	Recognition
Bushnell Prairie City CUSD 170	2015	1.40	1.40	0.30	0.40	0.40	3.90	Recognition
Cambridge CUSD 227	2015	1.40	1.40	0.30	0.40	0.40	3.90	Recognition
Carbondale ESD 95	2015	1.40	1.40	0.40	0.40	0.30	3.90	Recognition
Carrier Mills-Stonefort CUSD 2	2015	1.40	1.40	0.30	0.40	0.40	3.90	Recognition
Catlin CUSD 5	2015	1.40	1.40	0.30	0.40	0.40	3.90	Recognition
CCSD 204	2015	1.40	1.40	0.40	0.40	0.30	3.90	Recognition
CCSD 89	2015	1.40	1.40	0.40	0.40	0.30	3.90	Recognition
CCSD 93	2015	1.40	1.40	0.40	0.40	0.30	3.90	Recognition
Cerro Gordo CUSD 100	2015	1.40	1.40	0.30	0.40	0.40	3.90	Recognition
Chadwick-Milledgeville CUSD 399	2015	1.40	1.40	0.40	0.40	0.30	3.90	Recognition
Champaign CUSD 4	2015	1.40	1.40	0.40	0.40	0.30	3.90	Recognition
Clinton CUSD 15	2015	1.40	1.40	0.40	0.40	0.30	3.90	Recognition

(FBRR - Fund Balance/Revenue Ratio - Weighting of 35%, EXRV - Expenditures/Revenue Ratio have a Weighting of 35%, DCOH - Days Cash on Hand - Weighting of 10%, STB - Short-Term Debt - Weighting of 10%, and LTD - Long-Term Debt have a Weighting of 10%)

Because Whiteside School District 115 did not submit an FY15 AFFR, they are in the Financial Watch category.

<u>District Name</u>	<u>Data Year</u>	<u>FBRR</u>	<u>ERR</u>	<u>DCOH</u>	<u>STB</u>	<u>LTD</u>	<u>Total Score</u>	<u>Designation</u>
Coal City CUSD 1	2015	1.40	1.40	0.40	0.40	0.30	3.90	Recognition
Cobden SUD 17	2015	1.40	1.40	0.40	0.40	0.30	3.90	Recognition
Collinsville CUSD 10	2015	1.40	1.40	0.30	0.40	0.40	3.90	Recognition
Colona SD 190	2015	1.40	1.40	0.40	0.40	0.30	3.90	Recognition
Coulterville USD 1	2015	1.40	1.40	0.30	0.40	0.40	3.90	Recognition
Cowden-Herrick CUSD 3A	2015	1.40	1.40	0.30	0.40	0.40	3.90	Recognition
Crystal Lake CCSD 47	2015	1.40	1.40	0.40	0.40	0.30	3.90	Recognition
CUSD 3 Fulton County	2015	1.40	1.40	0.40	0.40	0.30	3.90	Recognition
Dimmick CCSD 175	2015	1.40	1.40	0.40	0.40	0.30	3.90	Recognition
Downers Grove GSD 58	2015	1.40	1.40	0.30	0.40	0.40	3.90	Recognition
Eastland CUSD 308	2015	1.40	1.40	0.40	0.40	0.30	3.90	Recognition
Evanston Twp HSD 202	2015	1.40	1.40	0.30	0.40	0.40	3.90	Recognition
Fairmont SD 89	2015	1.40	1.40	0.40	0.40	0.30	3.90	Recognition
Forrestville Valley CUSD 221	2015	1.40	1.40	0.40	0.40	0.30	3.90	Recognition
Fox River Grove Cons SD 3	2015	1.40	1.40	0.40	0.40	0.30	3.90	Recognition
Frankfort CCSD 157C	2015	1.40	1.40	0.40	0.40	0.30	3.90	Recognition
Fremont SD 79	2015	1.40	1.40	0.40	0.40	0.30	3.90	Recognition
Galena USD 120	2015	1.40	1.40	0.30	0.40	0.40	3.90	Recognition

(FBRR - Fund Balance/Revenue Ratio - Weighting of 35%, EXRV - Expenditures/Revenue Ratio have a Weighting of 35%, DCOH - Days Cash on Hand - Weighting of 10%, STB - Short-Term Debt - Weighting of 10%, and LTD - Long-Term Debt have a Weighting of 10%)

Because Whiteside School District 115 did not submit an FY15 AFR, they are in the Financial Watch category.

<u>District Name</u>	<u>Data Year</u>	<u>FBRR</u>	<u>ERR</u>	<u>DCOH</u>	<u>STB</u>	<u>LTD</u>	<u>Total Score</u>	<u>Designation</u>
Gallatin CUSD 7	2015	1.40	1.40	0.30	0.40	0.40	3.90	Recognition
Gibson City-Melvin-Sibley CUSD 5	2015	1.40	1.40	0.40	0.40	0.30	3.90	Recognition
Glencoe SD 35	2015	1.40	1.40	0.40	0.40	0.30	3.90	Recognition
Grand Ridge CCSD 95	2015	1.40	1.40	0.40	0.40	0.30	3.90	Recognition
Grant Park CUSD 6	2015	1.40	1.40	0.40	0.40	0.30	3.90	Recognition
Il Valley Central USD 321	2015	1.40	1.40	0.40	0.40	0.30	3.90	Recognition
Illini Central CUSD 189	2015	1.40	1.40	0.40	0.40	0.30	3.90	Recognition
Irvington CCSD 11	2015	1.40	1.40	0.30	0.40	0.40	3.90	Recognition
Jamaica CUSD 12	2015	1.40	1.40	0.30	0.40	0.40	3.90	Recognition
Kenilworth SD 38	2015	1.40	1.40	0.40	0.40	0.30	3.90	Recognition
Kewanee CUSD 229	2015	1.40	1.40	0.40	0.40	0.30	3.90	Recognition
Kings Cons SD 144	2015	1.40	1.40	0.40	0.40	0.30	3.90	Recognition
Lake Park CHSD 108	2015	1.40	1.40	0.40	0.40	0.30	3.90	Recognition
Lake Villa CCSD 41	2015	1.40	1.40	0.40	0.40	0.30	3.90	Recognition
Leland CUSD 1	2015	1.40	1.40	0.40	0.40	0.30	3.90	Recognition
Lena Winslow CUSD 202	2015	1.40	1.40	0.40	0.40	0.30	3.90	Recognition
Lewistown CUSD 97	2015	1.40	1.40	0.30	0.40	0.40	3.90	Recognition
Liberty CUSD 2	2015	1.40	1.40	0.30	0.40	0.40	3.90	Recognition

(FBRR - Fund Balance/Revenue Ratio - Weighting of 35%, EXRV - Expenditures/Revenue Ratio have a Weighting of 35%, DCOH - Days Cash on Hand - Weighting of 10%, STB - Short-Term Debt - Weighting of 10%, and LTD - Long-Term Debt have a Weighting of 10%)

Because Whiteside School District 115 did not submit an FY15 AFFR, they are in the Financial Watch category.

<u>District Name</u>	<u>Data Year</u>	<u>FBRR</u>	<u>ERR</u>	<u>DCOH</u>	<u>STB</u>	<u>LTD</u>	<u>Total Score</u>	<u>Designation</u>
Lincoln CHSD 404	2015	1.40	1.40	0.40	0.40	0.30	3.90	Recognition
Litchfield CUSD 12	2015	1.40	1.40	0.30	0.40	0.40	3.90	Recognition
Maercker SD 60	2015	1.40	1.40	0.40	0.40	0.30	3.90	Recognition
Marquardt SD 15	2015	1.40	1.40	0.40	0.40	0.30	3.90	Recognition
McHenry CCSD 15	2015	1.40	1.40	0.40	0.40	0.30	3.90	Recognition
McHenry CHSD 156	2015	1.40	1.40	0.40	0.40	0.30	3.90	Recognition
Medinah SD 11	2015	1.40	1.40	0.40	0.40	0.30	3.90	Recognition
Mercer County School District 404	2015	1.40	1.40	0.30	0.40	0.40	3.90	Recognition
Meridian CUSD 223	2015	1.40	1.40	0.40	0.40	0.30	3.90	Recognition
Midwest Central CUSD 191	2015	1.40	1.40	0.40	0.40	0.30	3.90	Recognition
Monmouth-Roseville CUSD 238	2015	1.40	1.40	0.30	0.40	0.40	3.90	Recognition
Morrison CUSD 6	2015	1.40	1.40	0.40	0.40	0.30	3.90	Recognition
Morton Grove SD 70	2015	1.40	1.40	0.40	0.40	0.30	3.90	Recognition
Mt Pulaski CUSD 23	2015	1.40	1.40	0.30	0.40	0.40	3.90	Recognition
Mundelein Cons HSD 120	2015	1.40	1.40	0.40	0.40	0.30	3.90	Recognition
New Hope CCSD 6	2015	1.40	1.40	0.40	0.40	0.30	3.90	Recognition
New Trier Twp HSD 203	2015	1.40	1.40	0.40	0.40	0.30	3.90	Recognition
North Mac CUSD 34	2015	1.40	1.40	0.30	0.40	0.40	3.90	Recognition

(FBRR - Fund Balance/Revenue Ratio - Weighting of 35%, EXRV - Expenditures/Revenue Ratio have a Weighting of 35%, DCOH - Days Cash on Hand - Weighting of 10%, STB - Short-Term Debt - Weighting of 10%, and LTD - Long-Term Debt have a Weighting of 10%)

Because Whiteside School District 115 did not submit an FY15 AFFR, they are in the Financial Watch category.

<u>District Name</u>	<u>Data Year</u>	<u>FBRR</u>	<u>ERR</u>	<u>DCOH</u>	<u>STB</u>	<u>LTD</u>	<u>Total Score</u>	<u>Designation</u>
Northfield Twp HSD 225	2015	1.40	1.40	0.40	0.40	0.30	3.90	Recognition
Odell CCSD 435	2015	1.40	1.40	0.40	0.40	0.30	3.90	Recognition
Oregon CUSD 220	2015	1.40	1.40	0.40	0.40	0.30	3.90	Recognition
Palatine CCSD 15	2015	1.40	1.40	0.30	0.40	0.40	3.90	Recognition
Payson CUSD 1	2015	1.40	1.40	0.40	0.40	0.30	3.90	Recognition
Pekin CSD 303	2015	1.40	1.40	0.40	0.40	0.30	3.90	Recognition
Prairie Grove CSD 46	2015	1.40	1.40	0.40	0.40	0.30	3.90	Recognition
Proviso Twp HSD 209	2015	1.40	1.40	0.40	0.40	0.30	3.90	Recognition
Rankin CSD 98	2015	1.40	1.40	0.40	0.40	0.30	3.90	Recognition
Rantoul Township HSD 193	2015	1.40	1.40	0.40	0.40	0.30	3.90	Recognition
Richmond-Burton CHSD 157	2015	1.40	1.40	0.40	0.40	0.30	3.90	Recognition
River Trails SD 26	2015	1.40	1.40	0.40	0.40	0.30	3.90	Recognition
Roxana CUSD 1	2015	1.40	1.40	0.40	0.40	0.30	3.90	Recognition
Sandridge SD 172	2015	1.40	1.40	0.30	0.40	0.40	3.90	Recognition
Shawnee CUSD 84	2015	1.40	1.40	0.30	0.40	0.40	3.90	Recognition
Shelbyville CUSD 4	2015	1.40	1.40	0.40	0.40	0.30	3.90	Recognition
Sherrard CUSD 200	2015	1.40	1.40	0.40	0.40	0.30	3.90	Recognition
Skokie SD 69	2015	1.40	1.40	0.40	0.40	0.30	3.90	Recognition

(FBRR - Fund Balance/Revenue Ratio - Weighting of 35%, EXRV - Expenditures/Revenue Ratio have a Weighting of 35%, DCOH - Days Cash on Hand - Weighting of 10%, STB - Short-Term Debt - Weighting of 10%, and LTD - Long-Term Debt have a Weighting of 10%)

Because Whiteside School District 115 did not submit an FY15 AFFR, they are in the Financial Watch category.

<u>District Name</u>	<u>Data Year</u>	<u>FBRR</u>	<u>ERR</u>	<u>DCOH</u>	<u>STB</u>	<u>LTD</u>	<u>Total Score</u>	<u>Designation</u>
Skokie SD 73-5	2015	1.40	1.40	0.40	0.40	0.30	3.90	Recognition
Somonauk CUSD 432	2015	1.40	1.40	0.40	0.40	0.30	3.90	Recognition
South Holland SD 150	2015	1.40	1.40	0.40	0.40	0.30	3.90	Recognition
Teutopolis CUSD 50	2015	1.40	1.40	0.40	0.40	0.30	3.90	Recognition
Twp HSD 113	2015	1.40	1.40	0.40	0.40	0.30	3.90	Recognition
Warren CUSD 205	2015	1.40	1.40	0.40	0.40	0.30	3.90	Recognition
Williamsville CUSD 15	2015	1.40	1.40	0.30	0.40	0.40	3.90	Recognition
Winfield SD 34	2015	1.40	1.40	0.40	0.40	0.30	3.90	Recognition
Winthrop Harbor SD 1	2015	1.40	1.40	0.40	0.40	0.30	3.90	Recognition
Zion-Benton Twp HSD 126	2015	1.40	1.40	0.40	0.40	0.30	3.90	Recognition
Athens CUSD 213	2015	1.40	1.40	0.30	0.40	0.30	3.80	Recognition
Beardstown CUSD 15	2015	1.40	1.40	0.30	0.40	0.30	3.80	Recognition
Beecher CUSD 200U	2015	1.40	1.40	0.40	0.40	0.20	3.80	Recognition
Belvidere CUSD 100	2015	1.40	1.40	0.40	0.40	0.20	3.80	Recognition
Blue Ridge CUSD 18	2015	1.40	1.40	0.40	0.40	0.20	3.80	Recognition
Brownstown CUSD 201	2015	1.40	1.40	0.40	0.40	0.20	3.80	Recognition
Calumet Public SD 132	2015	1.40	1.40	0.40	0.40	0.20	3.80	Recognition
CCSD 146	2015	1.40	1.40	0.40	0.40	0.20	3.80	Recognition

(FBRR - Fund Balance/Revenue Ratio - Weighting of 35%, EXRV - Expenditures/Revenue Ratio have a Weighting of 35%, DCOH - Days Cash on Hand - Weighting of 10%, STB - Short-Term Debt - Weighting of 10%, and LTD - Long-Term Debt have a Weighting of 10%)

Because Whiteside School District 115 did not submit an FY15 AFFR, they are in the Financial Watch category.

<u>District Name</u>	<u>Data Year</u>	<u>FBRR</u>	<u>ERR</u>	<u>DCOH</u>	<u>STB</u>	<u>LTD</u>	<u>Total Score</u>	<u>Designation</u>
Central CUSD 301	2015	1.40	1.40	0.40	0.40	0.20	3.80	Recognition
Chester-East Lincoln CCSD 61	2015	1.40	1.40	0.40	0.40	0.20	3.80	Recognition
Chicago Ridge SD 127-5	2015	1.40	1.40	0.40	0.40	0.20	3.80	Recognition
Clay City CUSD 10	2015	1.40	1.40	0.40	0.40	0.20	3.80	Recognition
Columbia CUSD 4	2015	1.40	1.40	0.40	0.40	0.20	3.80	Recognition
Cornell CCSD 426	2015	1.40	1.40	0.30	0.40	0.30	3.80	Recognition
County of Union Sch Dist No43	2015	1.40	1.40	0.40	0.40	0.20	3.80	Recognition
County of Winnebago SD 320	2015	1.40	1.40	0.40	0.40	0.20	3.80	Recognition
CUSD 200	2015	1.40	1.40	0.30	0.40	0.30	3.80	Recognition
Dunlap CUSD 323	2015	1.40	1.40	0.40	0.40	0.20	3.80	Recognition
DuPage HSD 88	2015	1.40	1.40	0.40	0.40	0.20	3.80	Recognition
Earville CUSD 9	2015	1.40	1.40	0.40	0.40	0.20	3.80	Recognition
East Peoria SD 86	2015	1.40	1.40	0.40	0.40	0.20	3.80	Recognition
Elmhurst SD 205	2015	1.40	1.40	0.30	0.40	0.30	3.80	Recognition
Elmwood CUSD 322	2015	1.40	1.40	0.30	0.40	0.30	3.80	Recognition
Elmwood Park CUSD 401	2015	1.40	1.40	0.40	0.40	0.20	3.80	Recognition
Giant City CCSD 130	2015	1.40	1.40	0.30	0.40	0.30	3.80	Recognition
Golf ESD 67	2015	1.40	1.40	0.40	0.40	0.20	3.80	Recognition

(FBRR - Fund Balance/Revenue Ratio - Weighting of 35%, EXRV - Expenditures/Revenue Ratio have a Weighting of 35%, DCOH - Days Cash on Hand - Weighting of 10%, STB - Short-Term Debt - Weighting of 10%, and LTD - Long-Term Debt have a Weighting of 10%)

Because Whiteside School District 115 did not submit an FY15 AFFR, they are in the Financial Watch category.

<u>District Name</u>	<u>Data Year</u>	<u>FBRR</u>	<u>ERR</u>	<u>DCOH</u>	<u>STB</u>	<u>LTD</u>	<u>Total Score</u>	<u>Designation</u>
Harrison SD 36	2015	1.40	1.40	0.40	0.40	0.20	3.80	Recognition
Hinsdale CCSD 181	2015	1.40	1.40	0.30	0.40	0.30	3.80	Recognition
Huntley Comm Sch Dist 158	2015	1.40	1.40	0.40	0.40	0.20	3.80	Recognition
Indian Prairie CUSD 204	2015	1.40	1.40	0.30	0.40	0.30	3.80	Recognition
J S Morton HSD 201	2015	1.40	1.40	0.40	0.40	0.20	3.80	Recognition
Joliet Twp HSD 204	2015	1.40	1.40	0.40	0.40	0.20	3.80	Recognition
La Grange SD 105 South	2015	1.40	1.40	0.40	0.40	0.20	3.80	Recognition
Lake Bluff ESD 65	2015	1.40	1.40	0.40	0.40	0.20	3.80	Recognition
Lansing SD 158	2015	1.40	1.40	0.40	0.40	0.20	3.80	Recognition
Lindop SD 92	2015	1.40	1.40	0.40	0.40	0.20	3.80	Recognition
Lockport SD 91	2015	1.40	1.40	0.40	0.40	0.20	3.80	Recognition
Lyons SD 103	2015	1.40	1.40	0.30	0.40	0.30	3.80	Recognition
N Pekin & Marquette Hght SD 102	2015	1.40	1.40	0.40	0.40	0.20	3.80	Recognition
New Berlin CUSD 16	2015	1.40	1.40	0.40	0.40	0.20	3.80	Recognition
Niles Twp CHSD 219	2015	1.40	1.40	0.40	0.40	0.20	3.80	Recognition
North Boone CUSD 200	2015	1.40	1.40	0.40	0.40	0.20	3.80	Recognition
North Palos SD 117	2015	1.40	1.40	0.40	0.40	0.20	3.80	Recognition
Posen-Robbins ESD 143-5	2015	1.40	1.40	0.40	0.40	0.20	3.80	Recognition

(FBRR - Fund Balance/Revenue Ratio - Weighting of 35%, EXRV - Expenditures/Revenue Ratio have a Weighting of 35%, DCOH - Days Cash on Hand - Weighting of 10%, STB - Short-Term Debt - Weighting of 10%, and LTD - Long-Term Debt have a Weighting of 10%)

Because Whiteside School District 115 did not submit an FY15 AFFR, they are in the Financial Watch category.

<u>District Name</u>	<u>Data Year</u>	<u>FBRR</u>	<u>ERR</u>	<u>DCOH</u>	<u>STB</u>	<u>LTD</u>	<u>Total Score</u>	<u>Designation</u>
Prospect Heights SD 23	2015	1.40	1.40	0.30	0.40	0.30	3.80	Recognition
Reavis Twp HSD 220	2015	1.40	1.40	0.30	0.40	0.30	3.80	Recognition
Rich Twp HSD 227	2015	1.40	1.40	0.40	0.40	0.20	3.80	Recognition
Rochelle CCSD 231	2015	1.40	1.40	0.40	0.40	0.20	3.80	Recognition
Rochelle Twp HSD 212	2015	1.40	1.40	0.40	0.40	0.20	3.80	Recognition
Rock Island SD 41	2015	1.40	1.40	0.30	0.40	0.30	3.80	Recognition
Rockdale SD 84	2015	1.40	1.40	0.30	0.40	0.30	3.80	Recognition
Rockton SD 140	2015	1.40	1.40	0.30	0.40	0.30	3.80	Recognition
Saratoga CCSD 60C	2015	1.40	1.40	0.40	0.40	0.20	3.80	Recognition
SD 45 DuPage County	2015	1.40	1.40	0.40	0.40	0.20	3.80	Recognition
SD U-46	2015	1.40	1.40	0.40	0.40	0.20	3.80	Recognition
St Joseph Ogden CHSD 305	2015	1.40	1.40	0.40	0.40	0.20	3.80	Recognition
Sterling CUSD 5	2015	1.40	1.40	0.30	0.40	0.30	3.80	Recognition
Stewardson-Strasburg CUD 5A	2015	1.40	1.40	0.30	0.40	0.30	3.80	Recognition
Taylorville CUSD 3	2015	1.40	1.40	0.30	0.40	0.30	3.80	Recognition
Thornton Fractional Twp HSD 215	2015	1.40	1.40	0.40	0.40	0.20	3.80	Recognition
Tolono CUSD 7	2015	1.40	1.40	0.40	0.40	0.20	3.80	Recognition
Waverly CUSD 6	2015	1.40	1.40	0.40	0.40	0.20	3.80	Recognition

(FBRR - Fund Balance/Revenue Ratio - Weighting of 35%, EXRV - Expenditures/Revenue Ratio have a Weighting of 35%, DCOH - Days Cash on Hand - Weighting of 10%, STB - Short-Term Debt - Weighting of 10%, and LTD - Long-Term Debt have a Weighting of 10%)

Because Whiteside School District 115 did not submit an FY15 AFFR, they are in the Financial Watch category.

<u>District Name</u>	<u>Data Year</u>	<u>FBRR</u>	<u>ERR</u>	<u>DCOH</u>	<u>STB</u>	<u>LTD</u>	<u>Total Score</u>	<u>Designation</u>
Westchester SD 92-5	2015	1.40	1.40	0.40	0.40	0.20	3.80	Recognition
Western Springs SD 101	2015	1.40	1.40	0.40	0.40	0.20	3.80	Recognition
Winnetka SD 36	2015	1.40	1.40	0.40	0.40	0.20	3.80	Recognition
Woodland CCSD 50	2015	1.40	1.40	0.40	0.40	0.20	3.80	Recognition
Worth SD 127	2015	1.40	1.40	0.40	0.40	0.20	3.80	Recognition
Brimfield CUSD 309	2015	1.40	1.40	0.40	0.40	0.10	3.70	Recognition
Cary CCSD 26	2015	1.40	1.40	0.40	0.40	0.10	3.70	Recognition
CCSD 62	2015	1.40	1.40	0.40	0.40	0.10	3.70	Recognition
Central SD 104	2015	1.40	1.40	0.40	0.40	0.10	3.70	Recognition
Cicero SD 99	2015	1.40	1.40	0.40	0.40	0.10	3.70	Recognition
Danville CCSD 118	2015	1.40	1.40	0.30	0.40	0.20	3.70	Recognition
ESD 159	2015	1.40	1.40	0.40	0.40	0.10	3.70	Recognition
Flora CUSD 35	2015	1.40	1.40	0.40	0.40	0.10	3.70	Recognition
Gen George Patton SD 133	2015	1.40	1.40	0.40	0.40	0.10	3.70	Recognition
Geneva CUSD 304	2015	1.40	1.40	0.40	0.40	0.10	3.70	Recognition
Grayslake CCSD 46	2015	1.40	1.40	0.40	0.40	0.10	3.70	Recognition
Grayslake CHSD 127	2015	1.40	1.40	0.40	0.40	0.10	3.70	Recognition
Gurnee SD 56	2015	1.40	1.40	0.40	0.40	0.10	3.70	Recognition

(FBRR - Fund Balance/Revenue Ratio - Weighting of 35%, EXRV - Expenditures/Revenue Ratio have a Weighting of 35%, DCOH - Days Cash on Hand - Weighting of 10%, STB - Short-Term Debt - Weighting of 10%, and LTD - Long-Term Debt have a Weighting of 10%)

Because Whiteside School District 115 did not submit an FY15 AFFR, they are in the Financial Watch category.

<u>District Name</u>	<u>Data Year</u>	<u>FBRR</u>	<u>ERR</u>	<u>DCOH</u>	<u>STB</u>	<u>LTD</u>	<u>Total Score</u>	<u>Designation</u>
Harvard CUSD 50	2015	1.40	1.40	0.40	0.40	0.10	3.70	Recognition
Lincoln ESD 156	2015	1.40	1.40	0.40	0.40	0.10	3.70	Recognition
Lincoln ESD 27	2015	1.40	1.40	0.40	0.40	0.10	3.70	Recognition
Mannheim SD 83	2015	1.40	1.40	0.40	0.40	0.10	3.70	Recognition
Manteno CUSD 5	2015	1.40	1.40	0.40	0.40	0.10	3.70	Recognition
Martinsville CUSD 3C	2015	1.40	1.40	0.40	0.40	0.10	3.70	Recognition
Plano CUSD 88	2015	1.40	1.40	0.40	0.40	0.10	3.70	Recognition
Prairie Hill CCSD 133	2015	1.40	1.40	0.40	0.40	0.10	3.70	Recognition
Richland County CUSD 1	2015	1.40	1.40	0.30	0.40	0.20	3.70	Recognition
Ridgeland SD 122	2015	1.40	1.40	0.40	0.40	0.10	3.70	Recognition
Ridgewood CHSD 234	2015	1.40	1.40	0.40	0.40	0.10	3.70	Recognition
Riverside-Brookfield Twp SD 208	2015	1.40	1.40	0.40	0.40	0.10	3.70	Recognition
Rochester CUSD 3A	2015	1.40	1.40	0.40	0.40	0.10	3.70	Recognition
Rockford SD 205	2015	1.40	1.40	0.30	0.40	0.20	3.70	Recognition
Schiller Park SD 81	2015	1.40	1.40	0.40	0.40	0.10	3.70	Recognition
Signal Hill SD 181	2015	1.40	1.40	0.40	0.40	0.10	3.70	Recognition
South Fork SD 14	2015	1.40	1.40	0.30	0.40	0.20	3.70	Recognition
South Holland SD 151	2015	1.40	1.40	0.40	0.40	0.10	3.70	Recognition

(FBRR - Fund Balance/Revenue Ratio - Weighting of 35%, EXRV - Expenditures/Revenue Ratio have a Weighting of 35%, DCOH - Days Cash on Hand - Weighting of 10%, STB - Short-Term Debt - Weighting of 10%, and LTD - Long-Term Debt have a Weighting of 10%)

Because Whiteside School District 115 did not submit an FY15 AFFR, they are in the Financial Watch category.

<u>District Name</u>	<u>Data Year</u>	<u>FBRR</u>	<u>ERR</u>	<u>DCOH</u>	<u>STB</u>	<u>LTD</u>	<u>Total Score</u>	<u>Designation</u>
St George CCSD 258	2015	1.40	1.40	0.30	0.40	0.20	3.70	Recognition
Summit Hill SD 161	2015	1.40	1.40	0.40	0.40	0.10	3.70	Recognition
Thompsonville CUSD 174	2015	1.40	1.40	0.30	0.40	0.20	3.70	Recognition
Union SD 81	2015	1.40	1.40	0.40	0.40	0.10	3.70	Recognition
Warren Twp HSD 121	2015	1.40	1.40	0.30	0.40	0.20	3.70	Recognition
Wauconda CUSD 118	2015	1.40	1.40	0.40	0.40	0.10	3.70	Recognition
West Carroll CUSD 314	2015	1.40	1.40	0.30	0.40	0.20	3.70	Recognition
West Chicago ESD 33	2015	1.40	1.40	0.40	0.40	0.10	3.70	Recognition
West Washington Co CUD 10	2015	1.40	1.40	0.40	0.40	0.10	3.70	Recognition
Woodstock CUSD 200	2015	1.40	1.40	0.40	0.40	0.10	3.70	Recognition
Yorkville CUSD 115	2015	1.40	1.40	0.40	0.40	0.10	3.70	Recognition
Zion ESD 6	2015	1.40	1.40	0.40	0.40	0.10	3.70	Recognition
Amboy CUSD 272	2015	1.40	1.05	0.40	0.40	0.40	3.65	Recognition
Annawan CUSD 226	2015	1.40	1.05	0.40	0.40	0.40	3.65	Recognition
Antioch CCSD 34	2015	1.40	1.05	0.40	0.40	0.40	3.65	Recognition
Aptakisic-Tripp CCSD 102	2015	1.40	1.05	0.40	0.40	0.40	3.65	Recognition
Arcola CUSD 306	2015	1.40	1.05	0.40	0.40	0.40	3.65	Recognition
Arlington Heights SD 25	2015	1.40	1.05	0.40	0.40	0.40	3.65	Recognition

(FBRR - Fund Balance/Revenue Ratio - Weighting of 35%, EXRV - Expenditures/Revenue Ratio have a Weighting of 35%, DCOH - Days Cash on Hand - Weighting of 10%, STB - Short-Term Debt - Weighting of 10%, and LTD - Long-Term Debt have a Weighting of 10%)

Because Whiteside School District 115 did not submit an FY15 AFFR, they are in the Financial Watch category.

<u>District Name</u>	<u>Data Year</u>	<u>FBRR</u>	<u>ERR</u>	<u>DCOH</u>	<u>STB</u>	<u>LTD</u>	<u>Total Score</u>	<u>Designation</u>
Avoca SD 37	2015	1.40	1.05	0.40	0.40	0.40	3.65	Recognition
Bartelso SD 57	2015	1.40	1.05	0.40	0.40	0.40	3.65	Recognition
Beecher City CUSD 20	2015	1.40	1.05	0.40	0.40	0.40	3.65	Recognition
Berwyn North SD 98	2015	1.40	1.05	0.40	0.40	0.40	3.65	Recognition
Carlyle CUSD 1	2015	1.40	1.05	0.40	0.40	0.40	3.65	Recognition
Carthage ESD 317	2015	1.40	1.05	0.40	0.40	0.40	3.65	Recognition
CCSD 168	2015	1.40	1.05	0.40	0.40	0.40	3.65	Recognition
Central CHSD 71	2015	1.40	1.05	0.40	0.40	0.40	3.65	Recognition
Channahon SD 17	2015	1.40	1.05	0.40	0.40	0.40	3.65	Recognition
Chicago Heights SD 170	2015	1.40	1.05	0.40	0.40	0.40	3.65	Recognition
CHSD 94	2015	1.40	1.05	0.40	0.40	0.40	3.65	Recognition
Cypress SD 64	2015	1.40	1.05	0.40	0.40	0.40	3.65	Recognition
Delavan CUSD 703	2015	1.40	1.05	0.40	0.40	0.40	3.65	Recognition
District 50 Schools	2015	1.40	1.05	0.40	0.40	0.40	3.65	Recognition
Durand CUSD 322	2015	1.40	1.05	0.40	0.40	0.40	3.65	Recognition
East Prairie SD 73	2015	1.40	1.05	0.40	0.40	0.40	3.65	Recognition
Effingham CUSD 40	2015	1.40	1.05	0.40	0.40	0.40	3.65	Recognition
Elwood CCSD 203	2015	1.40	1.05	0.40	0.40	0.40	3.65	Recognition

(FBRR - Fund Balance/Revenue Ratio - Weighting of 35%, EXRV - Expenditures/Revenue Ratio have a Weighting of 35%, DCOH - Days Cash on Hand - Weighting of 10%, STB - Short-Term Debt - Weighting of 10%, and LTD - Long-Term Debt have a Weighting of 10%)

Because Whiteside School District 115 did not submit an FY15 AFFR, they are in the Financial Watch category.

<u>District Name</u>	<u>Data Year</u>	<u>FBRR</u>	<u>ERR</u>	<u>DCOH</u>	<u>STB</u>	<u>LTD</u>	<u>Total Score</u>	<u>Designation</u>
Erie CUSD 1	2015	1.40	1.05	0.40	0.40	0.40	3.65	Recognition
Eswood CCSD 269	2015	1.40	1.05	0.40	0.40	0.40	3.65	Recognition
Eureka CUD 140	2015	1.40	1.05	0.40	0.40	0.40	3.65	Recognition
Fenton CHSD 100	2015	1.40	1.05	0.40	0.40	0.40	3.65	Recognition
Field CCSD 3	2015	1.40	1.05	0.40	0.40	0.40	3.65	Recognition
Forest Park SD 91	2015	1.40	1.05	0.40	0.40	0.40	3.65	Recognition
Franklin CUSD 1	2015	1.40	1.05	0.40	0.40	0.40	3.65	Recognition
Freeburg CCSD 70	2015	1.40	1.05	0.40	0.40	0.40	3.65	Recognition
Gardner CCSD 72C	2015	1.40	1.05	0.40	0.40	0.40	3.65	Recognition
Gardner S Wilmington Twp HSD 73	2015	1.40	1.05	0.40	0.40	0.40	3.65	Recognition
Geff CCSD 14	2015	1.40	1.05	0.40	0.40	0.40	3.65	Recognition
Geneseo CUSD 228	2015	1.40	1.05	0.40	0.40	0.40	3.65	Recognition
Genoa Kingston CUSD 424	2015	1.40	1.05	0.40	0.40	0.40	3.65	Recognition
Germantown Hills SD 69	2015	1.40	1.05	0.40	0.40	0.40	3.65	Recognition
Germantown SD 60	2015	1.40	1.05	0.40	0.40	0.40	3.65	Recognition
Glen Ellyn SD 41	2015	1.05	1.40	0.40	0.40	0.40	3.65	Recognition
Harvey SD 152	2015	1.40	1.05	0.40	0.40	0.40	3.65	Recognition
Hillside SD 93	2015	1.40	1.05	0.40	0.40	0.40	3.65	Recognition

(FBRR - Fund Balance/Revenue Ratio - Weighting of 35%, EXRV - Expenditures/Revenue Ratio have a Weighting of 35%, DCOH - Days Cash on Hand - Weighting of 10%, STB - Short-Term Debt - Weighting of 10%, and LTD - Long-Term Debt have a Weighting of 10%)

Because Whiteside School District 115 did not submit an FY15 AFR, they are in the Financial Watch category.

<u>District Name</u>	<u>Data Year</u>	<u>FBRR</u>	<u>ERR</u>	<u>DCOH</u>	<u>STB</u>	<u>LTD</u>	<u>Total Score</u>	<u>Designation</u>
Hoopston Area CUSD 11	2015	1.40	1.05	0.40	0.40	0.40	3.65	Recognition
Iroquois County CUSD 9	2015	1.40	1.05	0.40	0.40	0.40	3.65	Recognition
Iroquois West CUSD 10	2015	1.40	1.05	0.40	0.40	0.40	3.65	Recognition
Kell Cons SD 2	2015	1.40	1.05	0.40	0.40	0.40	3.65	Recognition
Kirby SD 140	2015	1.40	1.05	0.40	0.40	0.40	3.65	Recognition
La Moille CUSD 303	2015	1.40	1.05	0.40	0.40	0.40	3.65	Recognition
La Salle-Peru Twp HSD 120	2015	1.40	1.05	0.40	0.40	0.40	3.65	Recognition
Lake Forest SD 67	2015	1.05	1.40	0.40	0.40	0.40	3.65	Recognition
Libertyville SD 70	2015	1.40	1.05	0.40	0.40	0.40	3.65	Recognition
Limestone Walters CCSD 316	2015	1.40	1.05	0.40	0.40	0.40	3.65	Recognition
Lincolnwood SD 74	2015	1.40	1.05	0.40	0.40	0.40	3.65	Recognition
Lisbon CCSD 90	2015	1.40	1.05	0.40	0.40	0.40	3.65	Recognition
Lostant CUSD 425	2015	1.40	1.05	0.40	0.40	0.40	3.65	Recognition
Maine Township HSD 207	2015	1.40	1.05	0.40	0.40	0.40	3.65	Recognition
Marengo CHSD 154	2015	1.40	1.05	0.40	0.40	0.40	3.65	Recognition
Midlothian SD 143	2015	1.40	1.05	0.40	0.40	0.40	3.65	Recognition
Milford Area PSD 124	2015	1.40	1.05	0.40	0.40	0.40	3.65	Recognition
Mokena SD 159	2015	1.40	1.05	0.40	0.40	0.40	3.65	Recognition

(FBRR - Fund Balance/Revenue Ratio - Weighting of 35%, EXRV - Expenditures/Revenue Ratio have a Weighting of 35%, DCOH - Days Cash on Hand - Weighting of 10%, STB - Short-Term Debt - Weighting of 10%, and LTD - Long-Term Debt have a Weighting of 10%)

Because Whiteside School District 115 did not submit an FY15 AFFR, they are in the Financial Watch category.

<u>District Name</u>	<u>Data Year</u>	<u>FBRR</u>	<u>ERR</u>	<u>DCOH</u>	<u>STB</u>	<u>LTD</u>	<u>Total Score</u>	<u>Designation</u>
Monroe SD 70	2015	1.40	1.05	0.40	0.40	0.40	3.65	Recognition
Morton CUSD 709	2015	1.40	1.05	0.40	0.40	0.40	3.65	Recognition
Nashville CHSD 99	2015	1.40	1.05	0.40	0.40	0.40	3.65	Recognition
Nettle Creek CCSD 24C	2015	1.40	1.05	0.40	0.40	0.40	3.65	Recognition
Newark CHSD 18	2015	1.40	1.05	0.40	0.40	0.40	3.65	Recognition
Nokomis CUSD 22	2015	1.40	1.05	0.40	0.40	0.40	3.65	Recognition
North Wayne CUSD 200	2015	1.40	1.05	0.40	0.40	0.40	3.65	Recognition
Northwestern CUSD 2	2015	1.40	1.05	0.40	0.40	0.40	3.65	Recognition
Norwood ESD 63	2015	1.40	1.05	0.40	0.40	0.40	3.65	Recognition
Oak Park - River Forest SD 200	2015	1.40	1.05	0.40	0.40	0.40	3.65	Recognition
Orland SD 135	2015	1.40	1.05	0.40	0.40	0.40	3.65	Recognition
Pecatonica CUSD 321	2015	1.40	1.05	0.40	0.40	0.40	3.65	Recognition
Pinckneyville SD 50	2015	1.40	1.05	0.40	0.40	0.40	3.65	Recognition
Pope Co CUD 1	2015	1.40	1.05	0.40	0.40	0.40	3.65	Recognition
Princeton HSD 500	2015	1.40	1.05	0.40	0.40	0.40	3.65	Recognition
Putnam County CUSD 535	2015	1.40	1.05	0.40	0.40	0.40	3.65	Recognition
Raccoon Cons SD 1	2015	1.40	1.05	0.40	0.40	0.40	3.65	Recognition
Ramsey CUSD 204	2015	1.40	1.05	0.40	0.40	0.40	3.65	Recognition

(FBRR - Fund Balance/Revenue Ratio - Weighting of 35%, EXRV - Expenditures/Revenue Ratio have a Weighting of 35%, DCOH - Days Cash on Hand - Weighting of 10%, STB - Short-Term Debt - Weighting of 10%, and LTD - Long-Term Debt have a Weighting of 10%)

Because Whiteside School District 115 did not submit an FY15 AFFR, they are in the Financial Watch category.

<u>District Name</u>	<u>Data Year</u>	<u>FBRR</u>	<u>ERR</u>	<u>DCOH</u>	<u>STB</u>	<u>LTD</u>	<u>Total Score</u>	<u>Designation</u>
Riverview CCSD 2	2015	1.40	1.05	0.40	0.40	0.40	3.65	Recognition
Rock Falls Twp HSD 301	2015	1.40	1.05	0.40	0.40	0.40	3.65	Recognition
Rome CCSD 2	2015	1.40	1.05	0.40	0.40	0.40	3.65	Recognition
Rooks Creek CCSD 425	2015	1.40	1.05	0.40	0.40	0.40	3.65	Recognition
Rutland CCSD 230	2015	1.40	1.05	0.40	0.40	0.40	3.65	Recognition
Schaumburg CCSD 54	2015	1.40	1.05	0.40	0.40	0.40	3.65	Recognition
Scott-Morgan CUSD 2	2015	1.40	1.05	0.40	0.40	0.40	3.65	Recognition
Sesser-Valier CUSD 196	2015	1.40	1.05	0.40	0.40	0.40	3.65	Recognition
Skokie SD 68	2015	1.40	1.05	0.40	0.40	0.40	3.65	Recognition
Smithton CCSD 130	2015	1.40	1.05	0.40	0.40	0.40	3.65	Recognition
St Anne CCSD 256	2015	1.40	1.05	0.40	0.40	0.40	3.65	Recognition
St Rose SD 14-15	2015	1.40	1.05	0.40	0.40	0.40	3.65	Recognition
Stockton CUSD 206	2015	1.40	1.05	0.40	0.40	0.40	3.65	Recognition
Thomasboro CCSD 130	2015	1.40	1.05	0.40	0.40	0.40	3.65	Recognition
Tri Valley CUSD 3	2015	1.40	1.05	0.40	0.40	0.40	3.65	Recognition
Union Ridge SD 86	2015	1.40	1.05	0.40	0.40	0.40	3.65	Recognition
United Twp HSD 30	2015	1.40	1.05	0.40	0.40	0.40	3.65	Recognition
Waltham CCSD 185	2015	1.40	1.05	0.40	0.40	0.40	3.65	Recognition

(FBRR - Fund Balance/Revenue Ratio - Weighting of 35%, EXRV - Expenditures/Revenue Ratio have a Weighting of 35%, DCOH - Days Cash on Hand - Weighting of 10%, STB - Short-Term Debt - Weighting of 10%, and LTD - Long-Term Debt have a Weighting of 10%)

Because Whiteside School District 115 did not submit an FY15 AFFR, they are in the Financial Watch category.

<u>District Name</u>	<u>Data Year</u>	<u>FBRR</u>	<u>ERR</u>	<u>DCOH</u>	<u>STB</u>	<u>LTD</u>	<u>Total Score</u>	<u>Designation</u>
West Central CUSD 235	2015	1.40	1.05	0.40	0.40	0.40	3.65	Recognition
West Lincoln-Broadwell ESD 92	2015	1.40	1.05	0.40	0.40	0.40	3.65	Recognition
West Prairie CUSD 103	2015	1.40	1.05	0.40	0.40	0.40	3.65	Recognition
Williamsfield CUSD 210	2015	1.40	1.05	0.40	0.40	0.40	3.65	Recognition
Windsor CUSD 1	2015	1.40	1.05	0.40	0.40	0.40	3.65	Recognition
Winnebago CUSD 323	2015	1.40	1.05	0.40	0.40	0.40	3.65	Recognition
Wood Dale SD 7	2015	1.40	1.05	0.40	0.40	0.40	3.65	Recognition
Altamont CUSD 10	2015	1.40	1.40	0.30	0.40	0.10	3.60	Recognition
CUSD 300	2015	1.40	1.40	0.30	0.40	0.10	3.60	Recognition
Dupo CUSD 196	2015	1.40	1.40	0.30	0.40	0.10	3.60	Recognition
East St Louis SD 189	2015	1.40	1.40	0.30	0.40	0.10	3.60	Recognition
Joliet PSD 86	2015	1.40	1.40	0.30	0.40	0.10	3.60	Recognition
Matteson ESD 162	2015	1.40	1.40	0.30	0.40	0.10	3.60	Recognition
Mt Vernon Twp HSD 201	2015	1.40	1.40	0.30	0.40	0.10	3.60	Recognition
Mt Zion CUSD 3	2015	1.40	1.40	0.30	0.40	0.10	3.60	Recognition
New Lenox SD 122	2015	1.40	1.40	0.30	0.40	0.10	3.60	Recognition
North Chicago SD 187	2015	1.40	1.40	0.30	0.40	0.10	3.60	Recognition
Oak Lawn-Hometown SD 123	2015	1.40	1.40	0.30	0.40	0.10	3.60	Recognition

(FBRR - Fund Balance/Revenue Ratio - Weighting of 35%, EXRV - Expenditures/Revenue Ratio have a Weighting of 35%, DCOH - Days Cash on Hand - Weighting of 10%, STB - Short-Term Debt - Weighting of 10%, and LTD - Long-Term Debt have a Weighting of 10%)

Because Whiteside School District 115 did not submit an FY15 AFFR, they are in the Financial Watch category.

<u>District Name</u>	<u>Data Year</u>	<u>FBRR</u>	<u>ERR</u>	<u>DCOH</u>	<u>STB</u>	<u>LTD</u>	<u>Total Score</u>	<u>Designation</u>
Park Forest SD 163	2015	1.40	1.40	0.30	0.40	0.10	3.60	Recognition
Prairie-Hills ESD 144	2015	1.40	1.40	0.30	0.40	0.10	3.60	Recognition
Queen Bee SD 16	2015	1.40	1.40	0.30	0.40	0.10	3.60	Recognition
Rantoul City SD 137	2015	1.40	1.40	0.30	0.40	0.10	3.60	Recognition
Richland GSD 88A	2015	1.40	1.40	0.30	0.40	0.10	3.60	Recognition
Valley View CUSD 365U	2015	1.40	1.40	0.30	0.40	0.10	3.60	Recognition
Wayne City CUSD 100	2015	1.40	1.40	0.30	0.40	0.10	3.60	Recognition
A-C Central CUSD 262	2015	1.40	1.05	0.40	0.40	0.30	3.55	Recognition
Bloom Twp HSD 206	2015	1.40	1.05	0.30	0.40	0.40	3.55	Recognition
Bradley SD 61	2015	1.40	1.05	0.30	0.40	0.40	3.55	Recognition
Bremen CHSD 228	2015	1.40	1.05	0.40	0.40	0.30	3.55	Recognition
Brussels CUSD 42	2015	1.40	1.05	0.30	0.40	0.40	3.55	Recognition
Byron CUSD 226	2015	1.40	1.05	0.40	0.40	0.30	3.55	Recognition
Cairo USD 1	2015	1.40	1.05	0.40	0.40	0.30	3.55	Recognition
Carbondale CHSD 165	2015	1.40	1.05	0.30	0.40	0.40	3.55	Recognition
Carlinville CUSD 1	2015	1.40	1.05	0.30	0.40	0.40	3.55	Recognition
Carrollton CUSD 1	2015	1.40	1.05	0.30	0.40	0.40	3.55	Recognition
Central A & M CUD 21	2015	1.40	1.05	0.30	0.40	0.40	3.55	Recognition

(FBRR - Fund Balance/Revenue Ratio - Weighting of 35%, EXRV - Expenditures/Revenue Ratio have a Weighting of 35%, DCOH - Days Cash on Hand - Weighting of 10%, STB - Short-Term Debt - Weighting of 10%, and LTD - Long-Term Debt have a Weighting of 10%)

Because Whiteside School District 115 did not submit an FY15 AFFR, they are in the Financial Watch category.

<u>District Name</u>	<u>Data Year</u>	<u>FBRR</u>	<u>ERR</u>	<u>DCOH</u>	<u>STB</u>	<u>LTD</u>	<u>Total Score</u>	<u>Designation</u>
Central CUSD 3	2015	1.40	1.05	0.30	0.40	0.40	3.55	Recognition
CHSD 218	2015	1.40	1.05	0.40	0.40	0.30	3.55	Recognition
Crescent Iroquois CUSD 249	2015	1.40	1.05	0.30	0.40	0.40	3.55	Recognition
Creve Coeur SD 76	2015	1.40	1.05	0.40	0.40	0.30	3.55	Recognition
Dakota CUSD 201	2015	1.40	1.05	0.30	0.40	0.40	3.55	Recognition
Dallas ESD 327	2015	1.40	1.05	0.30	0.40	0.40	3.55	Recognition
Dalzell SD 98	2015	1.40	1.05	0.30	0.40	0.40	3.55	Recognition
Deer Park CCSD 82	2015	1.40	1.05	0.40	0.40	0.30	3.55	Recognition
Dieterich CUSD 30	2015	1.40	1.05	0.40	0.40	0.30	3.55	Recognition
Dixon USD 170	2015	1.40	1.05	0.30	0.40	0.40	3.55	Recognition
Dodds CCSD 7	2015	1.40	1.05	0.30	0.40	0.40	3.55	Recognition
Dwight Common SD 232	2015	1.40	1.05	0.30	0.40	0.40	3.55	Recognition
East Coloma - Nelson CESD 20	2015	1.40	1.05	0.40	0.40	0.30	3.55	Recognition
East Peoria CHSD 309	2015	1.40	1.05	0.40	0.40	0.30	3.55	Recognition
Ewing Northern CCSD 115	2015	1.40	1.05	0.40	0.40	0.30	3.55	Recognition
Fairfield Comm H S Dist 225	2015	1.40	1.05	0.30	0.40	0.40	3.55	Recognition
Farrington CCSD 99	2015	1.40	1.05	0.30	0.40	0.40	3.55	Recognition
Flanagan-Cornell Dist 74	2015	1.40	1.05	0.30	0.40	0.40	3.55	Recognition

(FBRR - Fund Balance/Revenue Ratio - Weighting of 35%, EXRV - Expenditures/Revenue Ratio have a Weighting of 35%, DCOH - Days Cash on Hand - Weighting of 10%, STB - Short-Term Debt - Weighting of 10%, and LTD - Long-Term Debt have a Weighting of 10%)

Because Whiteside School District 115 did not submit an FY15 AFFR, they are in the Financial Watch category.

<u>District Name</u>	<u>Data Year</u>	<u>FBRR</u>	<u>ERR</u>	<u>DCOH</u>	<u>STB</u>	<u>LTD</u>	<u>Total Score</u>	<u>Designation</u>
Flossmoor SD 161	2015	1.40	1.05	0.40	0.40	0.30	3.55	Recognition
Franklin Park SD 84	2015	1.40	1.05	0.40	0.40	0.30	3.55	Recognition
Galatia CUSD 1	2015	1.40	1.05	0.30	0.40	0.40	3.55	Recognition
Gifford CCSD 188	2015	1.40	1.05	0.40	0.40	0.30	3.55	Recognition
Grant CHSD 124	2015	1.40	1.05	0.40	0.40	0.30	3.55	Recognition
Greenfield CUSD 10	2015	1.40	1.05	0.30	0.40	0.40	3.55	Recognition
Hampton SD 29	2015	1.40	1.05	0.40	0.40	0.30	3.55	Recognition
Havana CUSD 126	2015	1.40	1.05	0.40	0.40	0.30	3.55	Recognition
Hawthorn CCSD 73	2015	1.40	1.05	0.40	0.40	0.30	3.55	Recognition
Herscher CUSD 2	2015	1.40	1.05	0.40	0.40	0.30	3.55	Recognition
Homer CCSD 33C	2015	1.40	1.05	0.30	0.40	0.40	3.55	Recognition
Hononegah CHD 207	2015	1.40	1.05	0.30	0.40	0.40	3.55	Recognition
Illini Bluffs CUSD 327	2015	1.40	1.05	0.40	0.40	0.30	3.55	Recognition
Indian Springs SD 109	2015	1.40	1.05	0.40	0.40	0.30	3.55	Recognition
Itasca SD 10	2015	1.40	1.05	0.40	0.40	0.30	3.55	Recognition
Iuka CCSD 7	2015	1.40	1.05	0.30	0.40	0.40	3.55	Recognition
La Salle ESD 122	2015	1.40	1.05	0.30	0.40	0.40	3.55	Recognition
Ladd CCSD 94	2015	1.40	1.05	0.40	0.40	0.30	3.55	Recognition

(FBRR - Fund Balance/Revenue Ratio - Weighting of 35%, EXRV - Expenditures/Revenue Ratio have a Weighting of 35%, DCOH - Days Cash on Hand - Weighting of 10%, STB - Short-Term Debt - Weighting of 10%, and LTD - Long-Term Debt have a Weighting of 10%)

Because Whiteside School District 115 did not submit an FY15 AFFR, they are in the Financial Watch category.

<u>District Name</u>	<u>Data Year</u>	<u>FBRR</u>	<u>ERR</u>	<u>DCOH</u>	<u>STB</u>	<u>LTD</u>	<u>Total Score</u>	<u>Designation</u>
Lake Forest CHSD 115	2015	1.05	1.40	0.40	0.40	0.30	3.55	Recognition
Limestone CHSD 310	2015	1.40	1.05	0.30	0.40	0.40	3.55	Recognition
Lowpoint-Washburn CUSD 21	2015	1.40	1.05	0.30	0.40	0.40	3.55	Recognition
Mendota CCSD 289	2015	1.40	1.05	0.40	0.40	0.30	3.55	Recognition
Mendota Twp HSD 280	2015	1.40	1.05	0.40	0.40	0.30	3.55	Recognition
Nashville CCSD 49	2015	1.40	1.05	0.40	0.40	0.30	3.55	Recognition
Newark CCSD 66	2015	1.40	1.05	0.40	0.40	0.30	3.55	Recognition
Norridge SD 80	2015	1.40	1.05	0.30	0.40	0.40	3.55	Recognition
Oak Grove SD 68	2015	1.40	1.05	0.40	0.40	0.30	3.55	Recognition
Oak Lawn CHSD 229	2015	1.40	1.05	0.30	0.40	0.40	3.55	Recognition
Oak Park ESD 97	2015	1.40	1.05	0.30	0.40	0.40	3.55	Recognition
Oglesby ESD 125	2015	1.40	1.05	0.40	0.40	0.30	3.55	Recognition
Ottawa Twp HSD 140	2015	1.40	1.05	0.40	0.40	0.30	3.55	Recognition
Pana CUSD 8	2015	1.40	1.05	0.40	0.40	0.30	3.55	Recognition
Patoka CUSD 100	2015	1.40	1.05	0.30	0.40	0.40	3.55	Recognition
Pearl City CUSD 200	2015	1.40	1.05	0.30	0.40	0.40	3.55	Recognition
Pikeland CUSD 10	2015	1.40	1.05	0.30	0.40	0.40	3.55	Recognition
Pleasant Hill SD 69	2015	1.40	1.05	0.40	0.40	0.30	3.55	Recognition

(FBRR - Fund Balance/Revenue Ratio - Weighting of 35%, EXRV - Expenditures/Revenue Ratio have a Weighting of 35%, DCOH - Days Cash on Hand - Weighting of 10%, STB - Short-Term Debt - Weighting of 10%, and LTD - Long-Term Debt have a Weighting of 10%)

Because Whiteside School District 115 did not submit an FY15 AFR, they are in the Financial Watch category.

<u>District Name</u>	<u>Data Year</u>	<u>FBRR</u>	<u>ERR</u>	<u>DCOH</u>	<u>STB</u>	<u>LTD</u>	<u>Total Score</u>	<u>Designation</u>
Pontiac CCSD 429	2015	1.40	1.05	0.30	0.40	0.40	3.55	Recognition
Pontiac-W Holiday SD 105	2015	1.40	1.05	0.30	0.40	0.40	3.55	Recognition
Potomac CUSD 10	2015	1.40	1.05	0.40	0.40	0.30	3.55	Recognition
Prairie Central CUSD 8	2015	1.40	1.05	0.30	0.40	0.40	3.55	Recognition
Prairie Du Rocher CCSD 134	2015	1.40	1.05	0.30	0.40	0.40	3.55	Recognition
Prophetstown-Lyndon-Tampico CUSD3	2015	1.40	1.05	0.30	0.40	0.40	3.55	Recognition
Rhodes SD 84-5	2015	1.40	1.05	0.40	0.40	0.30	3.55	Recognition
River Bend CUSD 2	2015	1.40	1.05	0.30	0.40	0.40	3.55	Recognition
Riverdale CUSD 100	2015	1.40	1.05	0.30	0.40	0.40	3.55	Recognition
Riverton CUSD 14	2015	1.40	1.05	0.40	0.40	0.30	3.55	Recognition
Roselle SD 12	2015	1.40	1.05	0.40	0.40	0.30	3.55	Recognition
Rosemont ESD 78	2015	1.40	1.05	0.30	0.40	0.40	3.55	Recognition
Selmaville CCSD 10	2015	1.40	1.05	0.40	0.40	0.30	3.55	Recognition
Serena CUSD 2	2015	1.40	1.05	0.40	0.40	0.30	3.55	Recognition
Southeastern CUSD 337	2015	1.40	1.05	0.30	0.40	0.40	3.55	Recognition
St Anne CHSD 302	2015	1.40	1.05	0.40	0.40	0.30	3.55	Recognition
Stark County CUSD 100	2015	1.40	1.05	0.40	0.40	0.30	3.55	Recognition
Staunton CUSD 6	2015	1.40	1.05	0.30	0.40	0.40	3.55	Recognition

(FBRR - Fund Balance/Revenue Ratio - Weighting of 35%, EXRV - Expenditures/Revenue Ratio have a Weighting of 35%, DCOH - Days Cash on Hand - Weighting of 10%, STB - Short-Term Debt - Weighting of 10%, and LTD - Long-Term Debt have a Weighting of 10%)

Because Whiteside School District 115 did not submit an FY15 AFR, they are in the Financial Watch category.

<u>District Name</u>	<u>Data Year</u>	<u>FBRR</u>	<u>ERR</u>	<u>DCOH</u>	<u>STB</u>	<u>LTD</u>	<u>Total Score</u>	<u>Designation</u>
Steeleville CUSD 138	2015	1.40	1.05	0.30	0.40	0.40	3.55	Recognition
Steger SD 194	2015	1.40	1.05	0.30	0.40	0.40	3.55	Recognition
Tri City CUSD 1	2015	1.40	1.05	0.30	0.40	0.40	3.55	Recognition
Valmeyer CUSD 3	2015	1.40	1.05	0.30	0.40	0.40	3.55	Recognition
Villa Grove CUSD 302	2015	1.40	1.05	0.30	0.40	0.40	3.55	Recognition
Waltonville CUSD 1	2015	1.40	1.05	0.30	0.40	0.40	3.55	Recognition
Washington SD 52	2015	1.40	1.05	0.40	0.40	0.30	3.55	Recognition
Wethersfield CUSD 230	2015	1.40	1.05	0.40	0.40	0.30	3.55	Recognition
Wolf Branch SD 113	2015	1.40	1.05	0.40	0.40	0.30	3.55	Recognition
Wood River-Hartford ESD 15	2015	1.40	1.05	0.40	0.40	0.30	3.55	Recognition
Woodland CUSD 5	2015	1.40	1.05	0.30	0.40	0.40	3.55	Recognition
Woodlawn CHSD 205	2015	1.05	1.40	0.30	0.40	0.40	3.55	Recognition
AIWood CUSD 225	2015	1.40	1.05	0.30	0.40	0.30	3.45	Review
Argenta-Oreana CUSD 1	2015	1.40	1.05	0.30	0.40	0.30	3.45	Review
Ashley CCSD 15	2015	1.05	1.40	0.20	0.40	0.40	3.45	Review
Auburn CUSD 10	2015	1.40	1.05	0.40	0.40	0.20	3.45	Review
Aviston SD 21	2015	1.40	1.05	0.30	0.40	0.30	3.45	Review
Berkeley SD 87	2015	1.40	1.05	0.40	0.40	0.20	3.45	Review

(FBRR - Fund Balance/Revenue Ratio - Weighting of 35%, EXRV - Expenditures/Revenue Ratio have a Weighting of 35%, DCOH - Days Cash on Hand - Weighting of 10%, STB - Short-Term Debt - Weighting of 10%, and LTD - Long-Term Debt have a Weighting of 10%)

Because Whiteside School District 115 did not submit an FY15 AFFR, they are in the Financial Watch category.

<u>District Name</u>	<u>Data Year</u>	<u>FBRR</u>	<u>ERR</u>	<u>DCOH</u>	<u>STB</u>	<u>LTD</u>	<u>Total Score</u>	<u>Designation</u>
Bourbonnais SD 53	2015	1.40	1.05	0.30	0.40	0.30	3.45	Review
Brookfield Lagrange Park SD 95	2015	1.40	1.05	0.40	0.40	0.20	3.45	Review
Brown County CUSD 1	2015	1.40	1.05	0.30	0.40	0.30	3.45	Review
Buncombe Cons SD 43	2015	1.05	1.40	0.20	0.40	0.40	3.45	Review
Carmi-White County CUSD 5	2015	1.05	1.40	0.30	0.40	0.30	3.45	Review
Cass SD 63	2015	1.40	1.05	0.30	0.40	0.30	3.45	Review
Central SD 51	2015	1.40	1.05	0.40	0.40	0.20	3.45	Review
Centralia SD 135	2015	1.40	1.05	0.30	0.40	0.30	3.45	Review
Century CUSD 100	2015	1.40	1.05	0.30	0.40	0.30	3.45	Review
Chaney-Monge SD 88	2015	1.40	1.05	0.30	0.40	0.30	3.45	Review
Cook County SD 130	2015	1.40	1.05	0.30	0.40	0.30	3.45	Review
Cumberland CUSD 77	2015	1.40	1.05	0.30	0.40	0.30	3.45	Review
Deer Creek-Mackinaw CUSD 701	2015	1.40	1.05	0.30	0.40	0.30	3.45	Review
Deland-Weldon CUSD 57	2015	1.40	1.05	0.30	0.40	0.30	3.45	Review
Edgar County CUD 6	2015	1.05	1.40	0.20	0.40	0.40	3.45	Review
Edwards County CUSD 1	2015	1.40	1.05	0.30	0.40	0.30	3.45	Review
Fieldcrest CUSD 6	2015	1.05	1.40	0.20	0.40	0.40	3.45	Review
Forest Ridge SD 142	2015	1.40	1.05	0.40	0.40	0.20	3.45	Review

(FBRR - Fund Balance/Revenue Ratio - Weighting of 35%, EXRV - Expenditures/Revenue Ratio have a Weighting of 35%, DCOH - Days Cash on Hand - Weighting of 10%, STB - Short-Term Debt - Weighting of 10%, and LTD - Long-Term Debt have a Weighting of 10%)

Because Whiteside School District 115 did not submit an FY15 AFFR, they are in the Financial Watch category.

<u>District Name</u>	<u>Data Year</u>	<u>FBRR</u>	<u>ERR</u>	<u>DCOH</u>	<u>STB</u>	<u>LTD</u>	<u>Total Score</u>	<u>Designation</u>
Gavin SD 37	2015	1.40	1.05	0.30	0.40	0.30	3.45	Review
Goreville CUD 1	2015	1.40	1.05	0.40	0.40	0.20	3.45	Review
Grayville CUSD 1	2015	1.40	1.05	0.30	0.40	0.30	3.45	Review
Heritage CUSD 8	2015	1.40	1.05	0.40	0.40	0.20	3.45	Review
Hiawatha CUSD 426	2015	1.40	1.05	0.40	0.40	0.20	3.45	Review
Hutsonville CUSD 1	2015	1.40	1.05	0.30	0.40	0.30	3.45	Review
Kansas CUSD 3	2015	1.40	1.05	0.30	0.40	0.30	3.45	Review
Lemont Twp HSD 210	2015	1.40	1.05	0.40	0.40	0.20	3.45	Review
Lick Creek CCSD 16	2015	1.40	1.05	0.40	0.40	0.20	3.45	Review
Manhattan SD 114	2015	1.40	1.05	0.40	0.40	0.20	3.45	Review
Marissa CUSD 40	2015	1.05	1.40	0.20	0.40	0.40	3.45	Review
Marshall CUSD 2C	2015	1.40	1.05	0.30	0.40	0.30	3.45	Review
Massac UD 1	2015	1.40	1.05	0.30	0.40	0.30	3.45	Review
Montmorency CCSD 145	2015	1.40	1.05	0.40	0.40	0.20	3.45	Review
Morrisonville CUSD 1	2015	1.40	1.05	0.30	0.40	0.30	3.45	Review
Mount Vernon SD 80	2015	1.40	1.05	0.30	0.40	0.30	3.45	Review
Mundelein ESD 75	2015	1.40	1.05	0.40	0.40	0.20	3.45	Review
Nauvoo-Colusa CUSD 325	2015	1.05	1.40	0.20	0.40	0.40	3.45	Review

(FBRR - Fund Balance/Revenue Ratio - Weighting of 35%, EXRV - Expenditures/Revenue Ratio have a Weighting of 35%, DCOH - Days Cash on Hand - Weighting of 10%, STB - Short-Term Debt - Weighting of 10%, and LTD - Long-Term Debt have a Weighting of 10%)

Because Whiteside School District 115 did not submit an FY15 AFFR, they are in the Financial Watch category.

<u>District Name</u>	<u>Data Year</u>	<u>FBRR</u>	<u>ERR</u>	<u>DCOH</u>	<u>STB</u>	<u>LTD</u>	<u>Total Score</u>	<u>Designation</u>
New Simpson Hill SD 32	2015	1.40	1.05	0.30	0.40	0.30	3.45	Review
Oakland CUSD 5	2015	1.40	1.05	0.40	0.40	0.20	3.45	Review
Olympia CUSD 16	2015	1.40	1.05	0.30	0.40	0.30	3.45	Review
Orangeville CUSD 203	2015	1.40	1.05	0.30	0.40	0.30	3.45	Review
Orion CUSD 223	2015	1.40	1.05	0.30	0.40	0.30	3.45	Review
Palestine CUSD 3	2015	1.05	1.40	0.30	0.40	0.30	3.45	Review
Panhandle CUSD 2	2015	1.40	1.05	0.30	0.40	0.30	3.45	Review
Peoria Heights CUSD 325	2015	1.40	1.05	0.40	0.40	0.20	3.45	Review
Quincy SD 172	2015	1.05	1.40	0.20	0.40	0.40	3.45	Review
River Grove SD 85-5	2015	1.40	1.05	0.30	0.40	0.30	3.45	Review
Rockridge CUSD 300	2015	1.40	1.05	0.30	0.40	0.30	3.45	Review
Silvis SD 34	2015	1.40	1.05	0.40	0.40	0.20	3.45	Review
South Central CUD 401	2015	1.40	1.05	0.30	0.40	0.30	3.45	Review
St Elmo CUSD 202	2015	1.40	1.05	0.30	0.40	0.30	3.45	Review
Streator Twp HSD 40	2015	1.40	1.05	0.30	0.40	0.30	3.45	Review
Sunnybrook SD 171	2015	1.40	1.05	0.40	0.40	0.20	3.45	Review
Thornton SD 154	2015	1.40	1.05	0.40	0.40	0.20	3.45	Review
Thornton Twp HSD 205	2015	1.40	1.05	0.30	0.40	0.30	3.45	Review

(FBRR - Fund Balance/Revenue Ratio - Weighting of 35%, EXRV - Expenditures/Revenue Ratio have a Weighting of 35%, DCOH - Days Cash on Hand - Weighting of 10%, STB - Short-Term Debt - Weighting of 10%, and LTD - Long-Term Debt have a Weighting of 10%)

Because Whiteside School District 115 did not submit an FY15 AFFR, they are in the Financial Watch category.

<u>District Name</u>	<u>Data Year</u>	<u>FBRR</u>	<u>ERR</u>	<u>DCOH</u>	<u>STB</u>	<u>LTD</u>	<u>Total Score</u>	<u>Designation</u>
Trico CUSD 176	2015	1.40	1.05	0.30	0.40	0.30	3.45	Review
Unity Point CCSD 140	2015	1.40	1.05	0.30	0.40	0.30	3.45	Review
Washington CHSD 308	2015	1.40	1.05	0.40	0.40	0.20	3.45	Review
Western CUSD 12	2015	1.40	1.05	0.30	0.40	0.30	3.45	Review
Westville CUSD 2	2015	1.40	1.05	0.40	0.40	0.20	3.45	Review
Arbor Park SD 145	2015	1.40	1.05	0.40	0.40	0.10	3.35	Review
Atwood Heights SD 125	2015	1.40	1.05	0.40	0.40	0.10	3.35	Review
Aurora East USD 131	2015	1.40	1.05	0.40	0.40	0.10	3.35	Review
Beach Park CCSD 3	2015	1.05	1.40	0.20	0.40	0.30	3.35	Review
Belle Valley SD 119	2015	1.40	1.05	0.40	0.40	0.10	3.35	Review
Bensenville SD 2	2015	1.40	1.05	0.40	0.40	0.10	3.35	Review
Brookwood SD 167	2015	1.40	1.05	0.40	0.40	0.10	3.35	Review
Carbon Cliff-Barstow SD 36	2015	1.40	1.05	0.20	0.40	0.30	3.35	Review
Central City SD 133	2015	1.40	1.05	0.30	0.40	0.20	3.35	Review
Central CUSD 4	2015	1.40	1.05	0.30	0.40	0.20	3.35	Review
Chester N HSD 122	2015	1.40	1.05	0.40	0.10	0.40	3.35	Review
Crete Monee CUSD 201U	2015	1.40	1.05	0.40	0.40	0.10	3.35	Review
DeKalb CUSD 428	2015	1.40	1.05	0.40	0.40	0.10	3.35	Review

(FBRR - Fund Balance/Revenue Ratio - Weighting of 35%, EXRV - Expenditures/Revenue Ratio have a Weighting of 35%, DCOH - Days Cash on Hand - Weighting of 10%, STB - Short-Term Debt - Weighting of 10%, and LTD - Long-Term Debt have a Weighting of 10%)

Because Whiteside School District 115 did not submit an FY15 AFFR, they are in the Financial Watch category.

<u>District Name</u>	<u>Data Year</u>	<u>FBRR</u>	<u>ERR</u>	<u>DCOH</u>	<u>STB</u>	<u>LTD</u>	<u>Total Score</u>	<u>Designation</u>
Dolton SD 148	2015	1.40	1.05	0.40	0.40	0.10	3.35	Review
East Moline SD 37	2015	1.40	1.05	0.30	0.40	0.20	3.35	Review
Eldorado CUSD 4	2015	1.40	1.05	0.20	0.40	0.30	3.35	Review
Emmons SD 33	2015	1.40	1.05	0.40	0.40	0.10	3.35	Review
Evanston CCSD 65	2015	1.05	1.40	0.20	0.40	0.30	3.35	Review
Fairfield PSD 112	2015	1.40	1.05	0.40	0.40	0.10	3.35	Review
Fisher CUSD 1	2015	1.40	1.05	0.40	0.40	0.10	3.35	Review
Ford Heights SD 169	2015	1.40	1.05	0.40	0.40	0.10	3.35	Review
Fox Lake GSD 114	2015	1.40	1.05	0.30	0.40	0.20	3.35	Review
Granite City CUSD 9	2015	1.05	1.40	0.20	0.40	0.30	3.35	Review
Hazel Crest SD 152-5	2015	1.40	1.05	0.40	0.40	0.10	3.35	Review
Heyworth CUSD 4	2015	1.40	1.05	0.30	0.40	0.20	3.35	Review
Hinckley Big Rock CUSD 429	2015	1.40	1.05	0.40	0.40	0.10	3.35	Review
Homewood Flossmoor CHSD 233	2015	1.40	1.05	0.40	0.40	0.10	3.35	Review
Jasper CCSD 17	2015	1.40	1.05	0.40	0.40	0.10	3.35	Review
Jersey CUSD 100	2015	1.40	1.05	0.20	0.40	0.30	3.35	Review
Kaneland CUSD 302	2015	1.05	1.40	0.40	0.40	0.10	3.35	Review
Knoxville CUSD 202	2015	1.40	1.05	0.40	0.40	0.10	3.35	Review

(FBRR - Fund Balance/Revenue Ratio - Weighting of 35%, EXRV - Expenditures/Revenue Ratio have a Weighting of 35%, DCOH - Days Cash on Hand - Weighting of 10%, STB - Short-Term Debt - Weighting of 10%, and LTD - Long-Term Debt have a Weighting of 10%)

Because Whiteside School District 115 did not submit an FY15 AFFR, they are in the Financial Watch category.

<u>District Name</u>	<u>Data Year</u>	<u>FBRR</u>	<u>ERR</u>	<u>DCOH</u>	<u>STB</u>	<u>LTD</u>	<u>Total Score</u>	<u>Designation</u>
Komarek SD 94	2015	1.40	1.05	0.30	0.40	0.20	3.35	Review
LeRoy CUSD 2	2015	1.40	1.05	0.30	0.40	0.20	3.35	Review
Lexington CUSD 7	2015	1.40	1.05	0.30	0.40	0.20	3.35	Review
Mahomet-Seymour CUSD 3	2015	1.40	1.05	0.30	0.40	0.20	3.35	Review
Marion CUSD 2	2015	1.05	1.40	0.20	0.40	0.30	3.35	Review
Mascoutah CUD 19	2015	1.40	1.05	0.40	0.40	0.10	3.35	Review
McClellan CCSD 12	2015	1.40	1.05	0.30	0.40	0.20	3.35	Review
Millstadt CCSD 160	2015	1.40	1.05	0.30	0.40	0.20	3.35	Review
Minooka CCSD 201	2015	1.40	1.05	0.40	0.40	0.10	3.35	Review
Minooka CHSD 111	2015	1.40	1.05	0.40	0.40	0.10	3.35	Review
Mulberry Grove CUSD 1	2015	1.40	1.05	0.30	0.40	0.20	3.35	Review
O Fallon Twp HSD 203	2015	1.40	1.05	0.40	0.40	0.10	3.35	Review
Oblong CUSD 4	2015	1.40	1.05	0.30	0.40	0.20	3.35	Review
Paris CUSD 4	2015	1.40	1.05	0.30	0.40	0.20	3.35	Review
Pennoyer SD 79	2015	1.05	1.40	0.20	0.40	0.30	3.35	Review
Plainfield SD 202	2015	1.05	1.40	0.30	0.40	0.20	3.35	Review
Pontiac Twp HSD 90	2015	1.05	1.40	0.20	0.40	0.30	3.35	Review
R O W V A CUSD 208	2015	1.40	1.05	0.30	0.40	0.20	3.35	Review

(FBRR - Fund Balance/Revenue Ratio - Weighting of 35%, EXRV - Expenditures/Revenue Ratio have a Weighting of 35%, DCOH - Days Cash on Hand - Weighting of 10%, STB - Short-Term Debt - Weighting of 10%, and LTD - Long-Term Debt have a Weighting of 10%)

Because Whiteside School District 115 did not submit an FY15 AFFR, they are in the Financial Watch category.

<u>District Name</u>	<u>Data Year</u>	<u>FBRR</u>	<u>ERR</u>	<u>DCOH</u>	<u>STB</u>	<u>LTD</u>	<u>Total Score</u>	<u>Designation</u>
Roanoke Benson CUSD 60	2015	1.40	1.05	0.30	0.40	0.20	3.35	Review
Robinson CUSD 2	2015	1.40	1.05	0.30	0.40	0.20	3.35	Review
Rossville-Alvin CUSD 7	2015	1.40	1.05	0.40	0.40	0.10	3.35	Review
Round Lake CUSD 116	2015	1.40	1.05	0.40	0.40	0.10	3.35	Review
Sandoval CUSD 501	2015	1.05	1.40	0.20	0.40	0.30	3.35	Review
Southwestern CUSD 9	2015	1.40	1.05	0.30	0.40	0.20	3.35	Review
Sparta CUSD 140	2015	1.40	1.05	0.20	0.40	0.30	3.35	Review
Spring Valley CCSD 99	2015	1.40	1.05	0.40	0.40	0.10	3.35	Review
Springfield SD 186	2015	1.05	1.40	0.20	0.40	0.30	3.35	Review
St Joseph CCSD 169	2015	1.40	1.05	0.40	0.40	0.10	3.35	Review
Tremont CUSD 702	2015	1.40	1.05	0.30	0.40	0.20	3.35	Review
Troy CCSD 30C	2015	1.40	1.05	0.40	0.40	0.10	3.35	Review
United CUSD 304	2015	1.05	1.40	0.20	0.40	0.30	3.35	Review
Warrensburg-Latham CUSD 11	2015	1.40	1.05	0.30	0.40	0.20	3.35	Review
Wesclin CUSD 3	2015	1.40	1.05	0.30	0.40	0.20	3.35	Review
Willow Springs SD 108	2015	1.40	1.05	0.40	0.40	0.10	3.35	Review
Wilmington CUSD 209U	2015	1.40	1.05	0.40	0.40	0.10	3.35	Review
Hinsdale Twp HSD 86	2015	1.05	1.05	0.40	0.40	0.40	3.30	Review

(FBRR - Fund Balance/Revenue Ratio - Weighting of 35%, EXRV - Expenditures/Revenue Ratio have a Weighting of 35%, DCOH - Days Cash on Hand - Weighting of 10%, STB - Short-Term Debt - Weighting of 10%, and LTD - Long-Term Debt have a Weighting of 10%)

Because Whiteside School District 115 did not submit an FY15 AFFR, they are in the Financial Watch category.

<u>District Name</u>	<u>Data Year</u>	<u>FBRR</u>	<u>ERR</u>	<u>DCOH</u>	<u>STB</u>	<u>LTD</u>	<u>Total Score</u>	<u>Designation</u>
Oak Grove SD 68	2015	0.70	1.40	0.40	0.40	0.40	3.30	Review
Ball Chatham CUSD 5	2015	1.05	1.40	0.20	0.40	0.20	3.25	Review
Bethalto CUSD 8	2015	1.05	1.40	0.20	0.40	0.20	3.25	Review
Calumet City SD 155	2015	1.40	1.05	0.30	0.40	0.10	3.25	Review
Carterville CUSD 5	2015	1.40	1.05	0.30	0.40	0.10	3.25	Review
Christopher USD 99	2015	1.40	1.05	0.30	0.40	0.10	3.25	Review
Country Club Hills SD 160	2015	1.40	1.05	0.30	0.40	0.10	3.25	Review
Decatur SD 61	2015	1.40	1.05	0.30	0.40	0.10	3.25	Review
Galesburg CUSD 205	2015	1.40	1.05	0.30	0.40	0.10	3.25	Review
High Mount SD 116	2015	1.05	1.40	0.20	0.40	0.20	3.25	Review
Homewood SD 153	2015	1.40	1.05	0.30	0.40	0.10	3.25	Review
Hoover-Schrum Memorial SD 157	2015	1.40	1.05	0.30	0.40	0.10	3.25	Review
La Grange SD 102	2015	1.40	1.05	0.20	0.40	0.20	3.25	Review
La Harpe CSD 347	2015	1.40	1.05	0.30	0.40	0.10	3.25	Review
Lawrence County CUD 20	2015	1.40	1.05	0.30	0.40	0.10	3.25	Review
Maywood-Melrose Park-Broadview 89	2015	1.40	1.05	0.30	0.40	0.10	3.25	Review
McLean County USD 5	2015	1.05	1.40	0.20	0.40	0.20	3.25	Review
Metamora CCSD 1	2015	1.40	1.05	0.30	0.40	0.10	3.25	Review

(FBRR - Fund Balance/Revenue Ratio - Weighting of 35%, EXRV - Expenditures/Revenue Ratio have a Weighting of 35%, DCOH - Days Cash on Hand - Weighting of 10%, STB - Short-Term Debt - Weighting of 10%, and LTD - Long-Term Debt have a Weighting of 10%)

Because Whiteside School District 115 did not submit an FY15 AFFR, they are in the Financial Watch category.

<u>District Name</u>	<u>Data Year</u>	<u>FBRR</u>	<u>ERR</u>	<u>DCOH</u>	<u>STB</u>	<u>LTD</u>	<u>Total Score</u>	<u>Designation</u>
Paris-Union SD 95	2015	1.40	1.05	0.30	0.40	0.10	3.25	Review
Paw Paw CUSD 271	2015	1.40	1.05	0.30	0.40	0.10	3.25	Review
Peru ESD 124	2015	1.40	1.05	0.30	0.40	0.10	3.25	Review
Princeville CUSD 326	2015	1.40	1.05	0.30	0.40	0.10	3.25	Review
South Pekin SD 137	2015	1.40	1.05	0.30	0.40	0.10	3.25	Review
Taft SD 90	2015	1.40	1.05	0.30	0.40	0.10	3.25	Review
Triopia CUSD 27	2015	1.40	1.05	0.30	0.40	0.10	3.25	Review
Vandalia CUSD 203	2015	1.40	1.05	0.30	0.40	0.10	3.25	Review
W Harvey-Dixmoor PSD 147	2015	1.40	1.05	0.30	0.40	0.10	3.25	Review
Waterloo CUSD 5	2015	1.40	1.05	0.30	0.40	0.10	3.25	Review
East Alton-Wood River CHSD 14	2015	1.40	0.70	0.30	0.40	0.40	3.20	Review
New Athens CUSD 60	2015	1.40	0.70	0.40	0.40	0.30	3.20	Review
Bellwood SD 88	2015	1.05	1.40	0.20	0.40	0.10	3.15	Review
Cahokia CUSD 187	2015	1.05	1.40	0.20	0.40	0.10	3.15	Review
DeSoto Cons SD 86	2015	1.05	1.40	0.30	0.20	0.20	3.15	Review
Johnston City CUSD 1	2015	1.05	1.40	0.20	0.40	0.10	3.15	Review
Lebanon CUSD 9	2015	1.40	1.05	0.20	0.40	0.10	3.15	Review
Meridian CUSD 101	2015	1.05	1.40	0.20	0.40	0.10	3.15	Review

(FBRR - Fund Balance/Revenue Ratio - Weighting of 35%, EXRV - Expenditures/Revenue Ratio have a Weighting of 35%, DCOH - Days Cash on Hand - Weighting of 10%, STB - Short-Term Debt - Weighting of 10%, and LTD - Long-Term Debt have a Weighting of 10%)

Because Whiteside School District 115 did not submit an FY15 AFFR, they are in the Financial Watch category.

<u>District Name</u>	<u>Data Year</u>	<u>FBRR</u>	<u>ERR</u>	<u>DCOH</u>	<u>STB</u>	<u>LTD</u>	<u>Total Score</u>	<u>Designation</u>
Meridian CUSD 15	2015	1.40	1.05	0.20	0.40	0.10	3.15	Review
Rock Falls ESD 13	2015	1.40	1.05	0.20	0.40	0.10	3.15	Review
Vienna SD 55	2015	1.05	1.40	0.20	0.40	0.10	3.15	Review
Arthur CUSD 305	2015	1.05	1.05	0.20	0.40	0.40	3.10	Review
Bement CUSD 5	2015	1.05	1.05	0.20	0.40	0.40	3.10	Review
Bureau Valley CUSD 340	2015	1.05	1.05	0.20	0.40	0.40	3.10	Review
Charleston CUSD 1	2015	1.40	0.70	0.20	0.40	0.40	3.10	Review
Creston CCSD 161	2015	1.40	0.70	0.30	0.40	0.30	3.10	Review
CUSD 4	2015	1.40	0.70	0.30	0.40	0.30	3.10	Review
DePue USD 103	2015	1.40	0.70	0.30	0.40	0.30	3.10	Review
El Paso-Gridley CUSD 11	2015	1.05	1.05	0.20	0.40	0.40	3.10	Review
Evergreen Park ESD 124	2015	1.40	0.70	0.30	0.40	0.30	3.10	Review
Freeburg CHSD 77	2015	1.40	0.70	0.30	0.40	0.30	3.10	Review
Georgetown-Ridge Farm CUD 4	2015	1.05	1.05	0.20	0.40	0.40	3.10	Review
Hamilton CCSD 328	2015	1.05	1.05	0.20	0.40	0.40	3.10	Review
Hardin County CUSD 1	2015	1.05	1.05	0.20	0.40	0.40	3.10	Review
Harlem UD 122	2015	0.70	1.40	0.30	0.40	0.30	3.10	Review
Highland CUSD 5	2015	1.05	1.05	0.30	0.40	0.30	3.10	Review

(FBRR - Fund Balance/Revenue Ratio - Weighting of 35%, EXRV - Expenditures/Revenue Ratio have a Weighting of 35%, DCOH - Days Cash on Hand - Weighting of 10%, STB - Short-Term Debt - Weighting of 10%, and LTD - Long-Term Debt have a Weighting of 10%)

Because Whiteside School District 115 did not submit an FY15 AFFR, they are in the Financial Watch category.

<u>District Name</u>	<u>Data Year</u>	<u>FBRR</u>	<u>ERR</u>	<u>DCOH</u>	<u>STB</u>	<u>LTD</u>	<u>Total Score</u>	<u>Designation</u>
Mount Olive CUSD 5	2015	1.05	1.05	0.20	0.40	0.40	3.10	Review
Murphysboro CUSD 186	2015	1.05	1.05	0.20	0.40	0.40	3.10	Review
Norris City-Omaha-Enfield CUSD 3	2015	1.05	1.05	0.20	0.40	0.40	3.10	Review
North Greene CUSD 3	2015	1.05	1.05	0.20	0.40	0.40	3.10	Review
Odin PSD 722	2015	1.05	1.05	0.20	0.40	0.40	3.10	Review
Pekin PSD 108	2015	1.05	1.05	0.20	0.40	0.40	3.10	Review
Peotone CUSD 207U	2015	1.40	0.70	0.30	0.40	0.30	3.10	Review
Tuscola CUSD 301	2015	1.40	0.70	0.30	0.40	0.30	3.10	Review
Vienna HSD 133	2015	1.05	1.05	0.20	0.40	0.40	3.10	Review
Winchester CUSD 1	2015	1.05	1.05	0.20	0.40	0.40	3.10	Review
Batavia USD 101	2015	1.05	1.05	0.30	0.40	0.20	3.00	Early Warning
Belleville SD 118	2015	1.05	1.05	0.20	0.40	0.30	3.00	Early Warning
Bismarck Henning CUSD	2015	1.05	1.05	0.20	0.40	0.30	3.00	Early Warning
Bluford CCSD 114	2015	1.05	1.05	0.20	0.40	0.30	3.00	Early Warning
Elverado CUSD 196	2015	1.05	1.05	0.20	0.40	0.30	3.00	Early Warning
Freeport SD 145	2015	1.05	1.05	0.20	0.40	0.30	3.00	Early Warning
Grant CCSD 110	2015	1.40	0.70	0.20	0.40	0.30	3.00	Early Warning
Hamilton Co CUSD 10	2015	0.70	1.40	0.10	0.40	0.40	3.00	Early Warning

(FBRR - Fund Balance/Revenue Ratio - Weighting of 35%, EXRV - Expenditures/Revenue Ratio have a Weighting of 35%, DCOH - Days Cash on Hand - Weighting of 10%, STB - Short-Term Debt - Weighting of 10%, and LTD - Long-Term Debt have a Weighting of 10%)

Because Whiteside School District 115 did not submit an FY15 AFR, they are in the Financial Watch category.

<u>District Name</u>	<u>Data Year</u>	<u>FBRR</u>	<u>ERR</u>	<u>DCOH</u>	<u>STB</u>	<u>LTD</u>	<u>Total Score</u>	<u>Designation</u>
Hillsboro CUSD 3	2015	1.05	1.05	0.20	0.40	0.30	3.00	Early Warning
Jasper County CUD 1	2015	1.05	1.05	0.20	0.40	0.30	3.00	Early Warning
Kankakee SD 111	2015	1.05	1.05	0.20	0.40	0.30	3.00	Early Warning
Neoga CUSD 3	2015	1.05	1.05	0.20	0.40	0.30	3.00	Early Warning
Porta CUSD 202	2015	1.40	0.70	0.30	0.40	0.20	3.00	Early Warning
Schuyler-Industry CUSD 5	2015	1.05	1.05	0.20	0.40	0.30	3.00	Early Warning
Shiloh Village SD 85	2015	1.40	0.70	0.30	0.40	0.20	3.00	Early Warning
Wallace CCSD 195	2015	1.40	0.70	0.30	0.40	0.20	3.00	Early Warning
Willow Grove SD 46	2015	1.05	1.05	0.20	0.40	0.30	3.00	Early Warning
Bond County CUSD 2	2015	1.05	1.05	0.20	0.40	0.20	2.90	Early Warning
Casey-Westfield CUSD 4C	2015	1.05	1.05	0.20	0.40	0.20	2.90	Early Warning
Crab Orchard CUSD 3	2015	1.05	1.05	0.20	0.40	0.20	2.90	Early Warning
CUSD 308	2015	1.05	1.05	0.30	0.40	0.10	2.90	Early Warning
Gillespie CUSD 7	2015	1.40	0.70	0.30	0.40	0.10	2.90	Early Warning
Harmony Emge SD 175	2015	1.05	1.05	0.20	0.40	0.20	2.90	Early Warning
Harrisburg CUSD 3	2015	1.05	1.05	0.20	0.40	0.20	2.90	Early Warning
Madison CUSD 12	2015	1.05	1.05	0.20	0.40	0.20	2.90	Early Warning
Momence CUSD 1	2015	1.05	1.05	0.20	0.40	0.20	2.90	Early Warning

(FBRR - Fund Balance/Revenue Ratio - Weighting of 35%, EXRV - Expenditures/Revenue Ratio have a Weighting of 35%, DCOH - Days Cash on Hand - Weighting of 10%, STB - Short-Term Debt - Weighting of 10%, and LTD - Long-Term Debt have a Weighting of 10%)

Because Whiteside School District 115 did not submit an FY15 AFR, they are in the Financial Watch category.

<u>District Name</u>	<u>Data Year</u>	<u>FBRR</u>	<u>ERR</u>	<u>DCOH</u>	<u>STB</u>	<u>LTD</u>	<u>Total Score</u>	<u>Designation</u>
O Fallon CCSD 90	2015	0.70	1.40	0.20	0.40	0.20	2.90	Early Warning
Pleasant Hill CUSD 3	2015	1.40	0.70	0.20	0.40	0.20	2.90	Early Warning
Red Hill CUSD 10	2015	0.70	1.40	0.20	0.40	0.20	2.90	Early Warning
Urbana SD 116	2015	1.05	1.05	0.20	0.40	0.20	2.90	Early Warning
Waukegan CUSD 60	2015	1.05	1.05	0.20	0.40	0.20	2.90	Early Warning
CHSD 99	2015	0.70	1.05	0.30	0.40	0.40	2.85	Early Warning
Ina CCSD 8	2015	1.40	0.35	0.30	0.40	0.40	2.85	Early Warning
Benton CCSD 47	2015	1.05	1.05	0.20	0.40	0.10	2.80	Early Warning
Berwyn South SD 100	2015	1.40	0.70	0.20	0.40	0.10	2.80	Early Warning
Centralia HSD 200	2015	1.05	1.05	0.20	0.40	0.10	2.80	Early Warning
Damiansville SD 62	2015	1.05	1.05	0.20	0.40	0.10	2.80	Early Warning
Dolton SD 149	2015	1.40	0.70	0.20	0.40	0.10	2.80	Early Warning
Griggsville-Perry CUSD 4	2015	1.05	1.05	0.20	0.40	0.10	2.80	Early Warning
Hall HSD 502	2015	1.05	1.05	0.20	0.40	0.10	2.80	Early Warning
Maroa Forsyth CUSD 2	2015	1.05	1.05	0.20	0.40	0.10	2.80	Early Warning
Peoria SD 150	2015	1.05	1.05	0.20	0.40	0.10	2.80	Early Warning
Sycamore CUSD 427	2015	1.05	1.05	0.20	0.40	0.10	2.80	Early Warning
Virginia CUSD 64	2015	1.05	1.05	0.20	0.40	0.10	2.80	Early Warning

(FBRR - Fund Balance/Revenue Ratio - Weighting of 35%, EXRV - Expenditures/Revenue Ratio have a Weighting of 35%, DCOH - Days Cash on Hand - Weighting of 10%, STB - Short-Term Debt - Weighting of 10%, and LTD - Long-Term Debt have a Weighting of 10%)

Because Whiteside School District 115 did not submit an FY15 AFR, they are in the Financial Watch category.

<u>District Name</u>	<u>Data Year</u>	<u>FBRR</u>	<u>ERR</u>	<u>DCOH</u>	<u>STB</u>	<u>LTD</u>	<u>Total Score</u>	<u>Designation</u>
Allendale CCSD 17	2015	1.05	0.70	0.20	0.40	0.40	2.75	Early Warning
Braceville SD 75	2015	1.05	0.70	0.20	0.40	0.40	2.75	Early Warning
Burnham SD 154-5	2015	1.40	0.35	0.30	0.40	0.30	2.75	Early Warning
Dongola USD 66	2015	0.70	1.05	0.20	0.40	0.40	2.75	Early Warning
Miller Twp CCSD 210	2015	1.40	0.35	0.20	0.40	0.40	2.75	Early Warning
Morris CHSD 101	2015	1.05	0.70	0.20	0.40	0.40	2.75	Early Warning
Tri Point CUSD 6-J	2015	1.05	0.70	0.20	0.40	0.40	2.75	Early Warning
Aurora West USD 129	2015	0.70	1.05	0.20	0.40	0.30	2.65	Early Warning
Grand Prairie CCSD 6	2015	0.70	1.05	0.10	0.40	0.40	2.65	Early Warning
Mattoon CUSD 2	2015	1.05	0.70	0.20	0.40	0.30	2.65	Early Warning
Ottawa ESD 141	2015	1.05	0.70	0.20	0.40	0.30	2.65	Early Warning
Pembroke CCSD 259	2015	1.05	0.70	0.10	0.40	0.40	2.65	Early Warning
Sandwich CUSD 430	2015	0.70	1.05	0.10	0.40	0.40	2.65	Early Warning
Spring Lake CCSD 606	2015	0.35	1.40	0.10	0.40	0.40	2.65	Early Warning
St Libory Cons SD 30	2015	0.35	1.40	0.10	0.40	0.40	2.65	Early Warning
Tamaroa School Dist 5	2015	0.70	1.05	0.10	0.40	0.40	2.65	Early Warning
Warsaw CUSD 316	2015	1.05	0.70	0.20	0.40	0.30	2.65	Early Warning
Belleville Twp HSD 201	2015	1.05	0.70	0.20	0.40	0.20	2.55	Watch

(FBRR - Fund Balance/Revenue Ratio - Weighting of 35%, EXRV - Expenditures/Revenue Ratio have a Weighting of 35%, DCOH - Days Cash on Hand - Weighting of 10%, STB - Short-Term Debt - Weighting of 10%, and LTD - Long-Term Debt have a Weighting of 10%)

Because Whiteside School District 115 did not submit an FY15 AFR, they are in the Financial Watch category.

<u>District Name</u>	<u>Data Year</u>	<u>FBRR</u>	<u>ERR</u>	<u>DCOH</u>	<u>STB</u>	<u>LTD</u>	<u>Total Score</u>	<u>Designation</u>
Chester CUSD 139	2015	1.05	0.70	0.20	0.40	0.20	2.55	Watch
Millburn CCSD 24	2015	0.35	1.40	0.30	0.40	0.10	2.55	Watch
Webber Twp HSD 204	2015	1.05	1.05	0.20	0.10	0.10	2.50	Watch
Brooklyn UD 188	2015	1.05	0.70	0.20	0.40	0.10	2.45	Watch
Calhoun CUSD 40	2015	0.70	1.05	0.20	0.40	0.10	2.45	Watch
Duquoin CUSD 300	2015	0.70	1.05	0.20	0.40	0.10	2.45	Watch
Herrin CUSD 4	2015	0.70	1.05	0.20	0.40	0.10	2.45	Watch
Morris SD 54	2015	1.40	0.35	0.20	0.40	0.10	2.45	Watch
Oakwood CUSD 76	2015	1.05	0.70	0.20	0.40	0.10	2.45	Watch
Pinckneyville CHSD 101	2015	1.05	0.70	0.20	0.40	0.10	2.45	Watch
Summit SD 104	2015	1.05	0.70	0.20	0.40	0.10	2.45	Watch
Big Hollow SD 38	2015	0.70	1.05	0.30	0.20	0.10	2.35	Watch
Lincoln Way CHSD 210	2015	0.70	1.05	0.10	0.40	0.10	2.35	Watch
Triad CUSD 2	2015	0.70	1.05	0.10	0.40	0.10	2.35	Watch
Breese ESD 12	2015	0.35	1.05	0.10	0.40	0.40	2.30	Watch
Frankfort CUSD 168	2015	0.35	1.05	0.10	0.40	0.40	2.30	Watch
Princeton ESD 115	2015	0.70	0.70	0.10	0.40	0.40	2.30	Watch
Wheeling CCSD 21	2015	0.70	0.70	0.20	0.40	0.30	2.30	Watch

(FBRR - Fund Balance/Revenue Ratio - Weighting of 35%, EXRV - Expenditures/Revenue Ratio have a Weighting of 35%, DCOH - Days Cash on Hand - Weighting of 10%, STB - Short-Term Debt - Weighting of 10%, and LTD - Long-Term Debt have a Weighting of 10%)

Because Whiteside School District 115 did not submit an FY15 AFFR, they are in the Financial Watch category.

<u>District Name</u>	<u>Data Year</u>	<u>FBRR</u>	<u>ERR</u>	<u>DCOH</u>	<u>STB</u>	<u>LTD</u>	<u>Total Score</u>	<u>Designation</u>
Woodlawn CCSD 4	2015	0.35	1.05	0.20	0.30	0.40	2.30	Watch
Alton CUSD 11	2015	0.70	0.70	0.20	0.40	0.20	2.20	Watch
Cherry SD 92	2015	1.05	0.35	0.20	0.20	0.40	2.20	Watch
Zeigler-Royalton CUSD 188	2015	0.70	0.70	0.10	0.40	0.30	2.20	Watch
City of Chicago SD 299	2015	0.70	0.70	0.10	0.40	0.20	2.10	Watch
East Alton SD 13	2015	1.05	0.35	0.20	0.40	0.10	2.10	Watch
Edwardsville CUSD 7	2015	0.35	1.05	0.20	0.40	0.10	2.10	Watch
Wabash CUSD 348	2015	0.35	0.70	0.20	0.40	0.40	2.05	Watch
Johnsburg CUSD 12	2015	0.35	1.05	0.10	0.40	0.10	2.00	Watch
Streator ESD 44	2015	0.35	1.05	0.10	0.20	0.30	2.00	Watch
Armstrong-Ellis Cons SD 61	2015	0.35	0.35	0.30	0.40	0.40	1.80	Watch
South Wilmington CCSD 74	2015	0.35	0.35	0.10	0.40	0.40	1.60	Watch
Whiteside SD 115	2015	0.00	0.00	0.00	0.00	0.00	0.00	Watch

(FBRR - Fund Balance/Revenue Ratio - Weighting of 35%, EXRV - Expenditures/Revenue Ratio have a Weighting of 35%, DCOH - Days Cash on Hand - Weighting of 10%, STB - Short-Term Debt - Weighting of 10%, and LTD - Long-Term Debt have a Weighting of 10%)

Because Whiteside School District 115 did not submit an FY15 AFR, they are in the Financial Watch category.

2016 Financial Profile (Based upon 2015 Annual Financial Data)

Financial Profile Scores – (Unadjusted) by District Name

(Includes District Comments)

Financial Profile Scores - (Unadjusted) by District Name

TOTALS: Recognition = 543 Review = 196 Early Warning = 76 Watch = 42 (857 Districts)

<u>District Name</u>	<u>Data Year</u>	<u>FBRR</u>	<u>ERR</u>	<u>DCOH</u>	<u>SIB</u>	<u>LTD</u>	<u>Total Score</u>	<u>Designation</u>	<u>District Comments</u>
Abingdon-Avon CUSD 276	2015	1.4	1.4	0.4	0.4	0.4	4	Recognition	
A-C Central CUSD 262	2015	1.4	1.05	0.4	0.4	0.3	3.55	Recognition	
Addison SD 4	2015	1.4	1.4	0.4	0.4	0.4	4	Recognition	
Adlai E Stevenson HSD 125	2015	1.4	1.4	0.4	0.4	0.4	4	Recognition	
Akin CCSD 91	2015	1.4	1.4	0.4	0.4	0.4	4	Recognition	
Albers SD 63	2015	1.4	1.4	0.4	0.4	0.4	4	Recognition	
Alden Hebron SD 19	2015	1.4	1.4	0.4	0.4	0.4	4	Recognition	
Allendale CCSD 17	2015	0.7	0.7	0.1	0.4	0.4	2.3	Watch	Allendale CCSD #17 will continue to provide the best education for our students.
Allen-Other Creek CCSD 65	2015	1.4	1.05	0.4	0.4	0.4	3.65	Recognition	
Alsip-Hazlgrn-Oaklwn SD 126	2015	1.4	1.4	0.4	0.4	0.4	4	Recognition	
Altamont CUSD 10	2015	1.4	1.4	0.3	0.4	0.1	3.6	Recognition	Once again, it is by local resources and borrowed funds that the District is adequate. The State not paying it's required full GSA payments continues to keep the district at risk financially.
Alton CUSD 11	2015	0.7	0.35	0.1	0.4	0.2	1.75	Watch	
AIWood CUSD 225	2015	1.4	1.05	0.3	0.4	0.3	3.45	Review	The AIWood financial profile score should continue to increase as bonds are paid off.
Amboy CUSD 272	2015	1.4	1.05	0.4	0.4	0.4	3.65	Recognition	
Anna CCSD 37	2015	1.4	1.05	0.3	0.4	0.4	3.55	Recognition	
Anna Jonesboro CHSD 81	2015	1.4	1.4	0.3	0.4	0.4	3.9	Recognition	
Annawan CUSD 226	2015	1.4	1.05	0.4	0.4	0.4	3.65	Recognition	
Antioch CCSD 34	2015	1.4	1.05	0.4	0.4	0.4	3.65	Recognition	
Aptakisic-Tripp CCSD 102	2015	1.4	1.05	0.4	0.4	0.4	3.65	Recognition	The District continues to maintain it's strong financial condition.
Arbor Park SD 145	2015	1.4	1.05	0.4	0.4	0.1	3.35	Review	Section 2 (Expenditures to Revenue Ratio) does not account for transfers from the WCF Fund to offset Capital Project Expenditures in Funds 10, 20 & 40.

(FBRR = Fund Balance / Revenue Ratio - Weighting of 35%],[EXRV = Expenditures / Revenue Ratio - Weighting of 35%, DCOH = Days Cash on Hand - Weighting of 10%, STB = Short Term Borrowing - Weighting of 10%, and LTD = Long Term Debt - Weighting of 10%)

Note: Because Whiteside SD 115 did not submit an FY15 AFR, they are in the Financial Watch category.

District Name Data Year FBRR ERR DCOH STB LTD Total Score Designation District Comments

Arcola CUSD 306	2015	1.4	1.05	0.4	0.4	0.4	3.65	Recognition	
Argenta-Oreana CUSD 1	2015	1.4	1.05	0.3	0.4	0.3	3.45	Review	
Argo CHSD 217	2015	1.4	1.4	0.4	0.4	0.3	3.9	Recognition	
Arlington Heights SD 25	2015	1.4	1.05	0.4	0.4	0.4	3.65	Recognition	
Armstrong Twp HSD 225	2015	1.4	1.4	0.4	0.4	0.4	4	Recognition	
Armstrong-Ellis Cons SD 61	2015	0.35	0.35	0.3	0.4	0.4	1.8	Watch	
Arthur CUSD 305	2015	1.05	1.05	0.2	0.4	0.4	3.1	Review	
Ashley CCSD 15	2015	1.05	1.4	0.2	0.4	0.4	3.45	Review	
Ashton-Franklin Center CUSD 275	2015	1.4	1.4	0.4	0.4	0.4	4	Recognition	
Astoria CUSD 1	2015	1.4	1.4	0.4	0.4	0.3	3.9	Recognition	
Athens CUSD 213	2015	1.4	1.05	0.3	0.4	0.3	3.45	Review	
Atwood Heights SD 125	2015	1.4	1.05	0.4	0.4	0.1	3.35	Review	
Auburn CUSD 10	2015	1.4	1.05	0.4	0.4	0.2	3.45	Review	
Aurora East USD 131	2015	1.4	1.05	0.4	0.4	0.1	3.35	Review	
Aurora West USD 129	2015	0.7	1.05	0.2	0.4	0.3	2.65	Early Warning	
Aviston SD 21	2015	1.4	1.05	0.3	0.4	0.3	3.45	Review	
Avoca SD 37	2015	1.4	1.05	0.4	0.4	0.4	3.65	Recognition	
Ball Chatham CUSD 5	2015	1.05	1.4	0.2	0.4	0.2	3.25	Review	
Bannockburn SD 106	2015	1.4	1.4	0.4	0.4	0.4	4	Recognition	
Barrington CUSD 220	2015	1.4	1.4	0.3	0.4	0.4	3.9	Recognition	
Bartelso SD 57	2015	1.4	1.05	0.4	0.4	0.4	3.65	Recognition	Bartelso now receives less than half of the general state aid it received in 2007.
Bartonville SD 66	2015	1.4	1.4	0.4	0.4	0.4	4	Recognition	
Batavia USD 101	2015	1.05	1.05	0.3	0.4	0.2	3	Early Warning	
Beach Park CCSD 3	2015	0.7	1.4	0.2	0.4	0.3	3	Early Warning	

(FBRR = Fund Balance / Revenue Ratio - Weighting of 35%), (ERRV = Expenditures / Revenue Ratio - Weighting of 35%, DCOH = Days Cash on Hand - Weighting of 10%, STB = Short Term Borrowing - Weighting of 10%, and LTD = Long Term Debt - Weighting of 10%)

Note: Because Whiteside SD 115 did not submit an FY15 AFR, they are in the Financial Watch category.

District Name Data Year FBRR ERR DCOH STB LTD Total Score Designation District Comments

Beardstown CUSD 15	2015	1.4	1.4	0.3	0.4	0.3	3.8	Recognition	The continued reduction in State Aid has required the District to utilize reserve fund balances. This shortfall in state funding has caused the District over the past few years to move \$2 million from reserves over to the Education Fund Operating Budget to cover the shortfall in state funding. Our Financial Profile Score is good, but it is misleading since with reduced state funding the District is on a collision course with running out of reserve funds if this pattern continues.
Beecher City CUSD 20	2015	1.4	1.05	0.4	0.4	0.4	3.65	Recognition	
Beecher CUSD 200U	2015	1.4	1.4	0.4	0.4	0.2	3.8	Recognition	
Belle Valley SD 119	2015	1.4	1.05	0.4	0.4	0.1	3.35	Review	
Belleville SD 118	2015	1.05	1.05	0.2	0.4	0.3	3	Early Warning	
Belleville Twp HSD 201	2015	0.7	0.7	0.1	0.4	0.2	2.1	Watch	
Bellwood SD 88	2015	1.05	1.4	0.2	0.4	0.1	3.15	Review	
Belvidere CUSD 100	2015	1.4	1.4	0.4	0.4	0.2	3.8	Recognition	
Bement CUSD 5	2015	1.05	1.05	0.2	0.4	0.4	3.1	Review	
Benjamin SD 25	2015	1.4	1.05	0.4	0.4	0.3	3.55	Recognition	Benjamin School District #25 is in the top category of Financial Recognition, however, the Expenditure to Revenue ratio category decreased in 2015 due to the reduction of tax revenue going to the Education Fund. the tax rate for the Education Fund of the school district is now at the maximum due to the combination of the tax cap and reduction of assessed valuation. This has resulted in a reduction of funds available to cover expenditures for the 2014-2015 school year. A reduction of expenditures for the 2015-2016 school year should improve this calculation and keep the school district in the top category in 'Financial Recognition'.
Bensenville SD 2	2015	1.4	1.05	0.4	0.4	0.1	3.35	Review	Other factors better show the District's high financial strength. The District's net financial position has increased for 12 consecutive years, from \$6 million to \$53 million. Standard & Poor's has rated the District's most recent debt issue AA+, among the highest 14% in Illinois schools districts. In the last 9 years, the District has funded \$69 million of construction with just 50% debt and the rest from savings and grants. The District's buildings are very new, so future borrowings are likely to be modest.
Benton CCSD 47	2015	1.05	1.05	0.2	0.4	0.1	2.8	Early Warning	
Benton Cons HSD 103	2015	1.4	1.4	0.3	0.4	0.4	3.9	Recognition	
Berkeley SD 87	2015	1.4	1.05	0.4	0.4	0.2	3.45	Review	

(FBRR = Fund Balance / Revenue Ratio - Weighting of 35%), (EXRV = Expenditures / Revenue Ratio - Weighting of 35%, DCOH = Days Cash on Hand - Weighting of 10%, STB = Short Term Borrowing - Weighting of 10%, and LTD = Long Term Debt - Weighting of 10%)

Note: Because Whiteside SD 115 did not submit an FY15 AFR, they are in the Financial Watch category.

District Name Data Year FBRR ERR DCOH STB LTD Total Score Designation District Comments

Benwyn North SD 98	2015	1.4	1.05	0.4	0.4	0.4	3.65	Recognition	
Benwyn South SD 100	2015	1.4	0.7	0.2	0.4	0.1	2.8	Early Warning	
Bethalto CUSD 8	2015	1.05	1.4	0.2	0.4	0.2	3.25	Review	
Bethel SD 82	2015	1.4	1.4	0.4	0.4	0.4	4	Recognition	
Big Hollow SD 38	2015	0.7	1.05	0.3	0.2	0.1	2.35	Watch	
Bismarck Henning CUSD	2015	1.05	1.05	0.2	0.4	0.3	3	Early Warning	
Bloom Twp HSD 206	2015	1.4	1.05	0.3	0.4	0.4	3.55	Recognition	
Bloomington SD 13	2015	1.4	1.4	0.4	0.4	0.4	4	Recognition	
Bloomington SD 87	2015	1.4	1.05	0.4	0.4	0.3	3.55	Recognition	
Blue Ridge CUSD 18	2015	1.4	1.4	0.4	0.4	0.2	3.8	Recognition	
Bluford CCSD 114	2015	1.05	1.05	0.2	0.4	0.3	3	Early Warning	
Bond County CUSD 2	2015	1.05	1.05	0.2	0.4	0.2	2.9	Early Warning	
Bourbonnais SD 53	2015	1.4	1.05	0.3	0.4	0.3	3.45	Review	
Braceville SD 75	2015	0.7	0.7	0.2	0.4	0.4	2.4	Watch	
Bradford CUSD 1	2015	1.4	1.4	0.3	0.4	0.4	3.9	Recognition	District revenues to expenditures ratio is balanced with a small balance carryover.
Bradley Bourbonnais CHSD 307	2015	1.4	1.4	0.4	0.4	0.3	3.9	Recognition	
Bradley SD 61	2015	1.4	1.05	0.3	0.4	0.4	3.55	Recognition	
Breese ESD 12	2015	0.35	1.05	0.1	0.4	0.4	2.3	Watch	
Bremen CHSD 228	2015	1.4	1.05	0.4	0.4	0.3	3.55	Recognition	
Brimfield CUSD 309	2015	1.4	1.4	0.4	0.4	0.1	3.7	Recognition	
Brookfield Lagrange Park SD 95	2015	1.4	1.05	0.4	0.4	0.2	3.45	Review	The continual drop in EVA has caused the ration between existing debt and the debt limit to diminish resulting in a lower profile score. This occurs even when no new debt has been obtained by the district AND the district continues to reduce its debt through normal payments.
Brooklyn UD 188	2015	1.05	0.7	0.2	0.4	0.1	2.45	Watch	
Brookwood SD 167	2015	1.4	1.05	0.4	0.4	0.1	3.35	Review	
Brown County CUSD 1	2015	1.4	1.05	0.3	0.4	0.3	3.45	Review	

(FBRR = Fund Balance / Revenue Ratio - Weighting of 35%), (EXRV = Expenditures / Revenue Ratio - Weighting of 35%, DCOH = Days Cash on Hand - Weighting of 10%, STB = Short Term Borrowing - Weighting of 10%, and LTD = Long Term Debt - Weighting of 10%)

Note: Because Whiteside SD 115 did not submit an FY15 AFR, they are in the Financial Watch category.

District Name Data Year FBRR ERR DCOH STB LTD Total Score Designation District Comments

Brownstown CUSD 201	2015	1.4	1.4	0.4	0.4	0.2	3.8	Recognition	
Brussels CUSD 42	2015	1.4	1.05	0.3	0.4	0.4	3.55	Recognition	
Buncombe Cons SD 43	2015	1.05	1.05	0.2	0.4	0.4	3.1	Review	
Bunker Hill CUSD 8	2015	1.4	1.05	0.3	0.4	0.4	3.55	Recognition	
Burbank SD 111	2015	1.4	1.4	0.4	0.4	0.4	4	Recognition	
Bureau Valley CUSD 340	2015	1.05	1.05	0.2	0.4	0.4	3.1	Review	
Burnham SD 154-5	2015	1.4	0.35	0.3	0.4	0.3	2.75	Early Warning	We continue to attempt to implement a balanced budget. In addition we pursue Grant and Bond issues to increase revenue. We continually strive to be effective and efficient stewards of our taxpayers monies.
Bushnell Prairie City CUSD 170	2015	1.4	1.4	0.3	0.4	0.4	3.9	Recognition	
Butler SD 53	2015	1.4	1.4	0.4	0.4	0.4	4	Recognition	
Byron CUSD 226	2015	1.4	1.05	0.4	0.4	0.3	3.55	Recognition	
Cahokia CUSD 187	2015	1.05	1.4	0.2	0.4	0.1	3.15	Review	
Cairo USD 1	2015	1.4	1.05	0.4	0.4	0.3	3.55	Recognition	
Calhoun CUSD 40	2015	0.7	0.7	0.1	0.4	0.1	2	Watch	
Calumet City SD 155	2015	1.4	1.05	0.3	0.4	0.1	3.25	Review	
Calumet Public SD 132	2015	1.4	1.4	0.4	0.4	0.2	3.8	Recognition	
Cambridge CUSD 227	2015	1.4	1.4	0.3	0.4	0.4	3.9	Recognition	
Canton Union SD 66	2015	1.4	1.4	0.4	0.4	0.4	4	Recognition	
Carbon Cliff-Barstow SD 36	2015	1.05	1.05	0.2	0.4	0.3	3	Early Warning	Carbon Cliff-Barstow did have a balanced budget for the 2015 school year. Our 3.0 score is due in fact to our Cash on Hand. Our Cash on Hand is low as we did not receive our full State Aid payment amounts; and also funds for Transportation and Special Education were not received on time. It is my belief, that our District is doing the best that we can, and are fortunate to have Governor Rauner believe in our schools and provide additional monies for the 2016 school year. Our District plans on having a balanced budget for the second year in a row with additional Cash on Hand.
Carbondale CHSD 165	2015	1.4	1.05	0.3	0.4	0.4	3.55	Recognition	
Carbondale ESD 95	2015	1.4	1.4	0.4	0.4	0.3	3.9	Recognition	

(FBRR = Fund Balance / Revenue Ratio - Weighting of 35%), (ERR = Expenditures / Revenue Ratio - Weighting of 35%, DCOH = Days Cash on Hand - Weighting of 10%, STB = Short Term Borrowing - Weighting of 10%, and LTD = Long Term Debt - Weighting of 10%)

Note: Because Whiteside SD 115 did not submit an FY15 AFR, they are in the Financial Watch category.

<u>District Name</u>	<u>Data Year</u>	<u>FBRR</u>	<u>ERR</u>	<u>DCOH</u>	<u>STB</u>	<u>LTD</u>	<u>Total Score</u>	<u>Designation</u>	<u>District Comments</u>
Carlville CUSD 1	2015	1.4	1.05	0.3	0.4	0.4	3.55	Recognition	The District continues to work hard to provide adequate educational services during this difficult time.
Carlyle CUSD 1	2015	1.4	1.05	0.4	0.4	0.4	3.65	Recognition	
Carmi-White County CUSD 5	2015	1.05	1.4	0.3	0.4	0.3	3.45	Review	Carmi-White County CUSD #5 is continuing to closely monitor our finances and cut expenses in order to maintain a balanced budget and improve on our profile score.
Carrier Mills-Stonefort CUSD 2	2015	1.05	1.4	0.3	0.4	0.4	3.55	Recognition	
Carrollton CUSD 1	2015	1.4	1.05	0.3	0.4	0.4	3.55	Recognition	Carrollton CUSD#1 continues to work hard to live within our means while providing a high quality education for all students.
Carterville CUSD 5	2015	1.4	1.05	0.3	0.4	0.1	3.25	Review	
Carthage ESD 317	2015	1.4	1.05	0.4	0.4	0.4	3.65	Recognition	
Cary CCSD 26	2015	1.4	1.4	0.4	0.4	0.1	3.7	Recognition	
Casey-Westfield CUSD 4C	2015	1.05	1.05	0.2	0.4	0.2	2.9	Early Warning	Casey-Westfield CUSD #C-4 strives to provide a high quality education to all our students. The continual cuts in state funding of general state aid and transportation reimbursement have made it very challenging to achieve a balanced budget. The district has made significant cuts in staffing and services yet the cuts from the state continue to outpace our ability to cut expenditures.
Cass SD 63	2015	1.4	1.05	0.2	0.4	0.3	3.35	Review	
Catlin CUSD 5	2015	1.4	1.05	0.3	0.4	0.4	3.55	Recognition	
CCSD 146	2015	1.4	1.4	0.4	0.4	0.2	3.8	Recognition	
CCSD 168	2015	1.4	1.05	0.4	0.4	0.4	3.65	Recognition	
CCSD 180	2015	1.4	1.4	0.4	0.4	0.4	4	Recognition	
CCSD 204	2015	1.4	1.4	0.4	0.4	0.3	3.9	Recognition	
CCSD 62	2015	1.4	1.4	0.4	0.4	0.1	3.7	Recognition	
CCSD 89	2015	1.4	1.4	0.4	0.4	0.3	3.9	Recognition	School District 89 is proud to retain our Profile Score of Recognition.
CCSD 93	2015	1.4	1.4	0.4	0.4	0.3	3.9	Recognition	The District strives to provide students with an rigorous academic experience while balancing its goal of responsible financial management to its community.
Center Cass SD 66	2015	1.4	1.05	0.4	0.4	0.4	3.65	Recognition	
Central A & M CUD 21	2015	1.4	1.05	0.3	0.4	0.4	3.55	Recognition	

(FBRR = Fund Balance / Revenue Ratio - Weighting of 35%), (EXRV = Expenditures / Revenue Ratio - Weighting of 35%, DCOH = Days Cash on Hand - Weighting of 10%, STB = Short Term Borrowing - Weighting of 10%, and LTD = Long Term Debt - Weighting of 10%)

Note: Because Whiteside SD 115 did not submit an FY15 AFR, they are in the Financial Watch category.

District Name **Data Year** **FBRR** **ERR** **DCOH** **STB** **LTD** **Total Score** **Designation** **District Comments**

Central CHSD 71	2015	1.4	1.05	0.4	0.4	0.4	3.65	Recognition	
Central City SD 133	2015	1.4	1.05	0.3	0.4	0.2	3.35	Review	
Central CUSD 3	2015	1.4	1.05	0.3	0.4	0.4	3.55	Recognition	
Central CUSD 301	2015	1.4	1.4	0.4	0.4	0.2	3.8	Recognition	
Central CUSD 4	2015	1.4	1.05	0.3	0.4	0.2	3.35	Review	
Central SD 104	2015	1.4	1.4	0.4	0.4	0.1	3.7	Recognition	
Central SD 51	2015	1.4	1.05	0.4	0.4	0.2	3.45	Review	
Central Stickney SD 110	2015	1.4	1.4	0.4	0.4	0.4	4	Recognition	
Centralia HSD 200	2015	0.7	1.05	0.2	0.4	0.1	2.45	Watch	
Centralia SD 135	2015	1.4	1.05	0.3	0.4	0.3	3.45	Review	
Century CUSD 100	2015	1.4	1.05	0.3	0.4	0.3	3.45	Review	
Cerro Gordo CUSD 100	2015	1.4	1.4	0.2	0.4	0.4	3.8	Recognition	
Chadwick-Milledgeville CUSD 399	2015	1.4	1.4	0.4	0.4	0.3	3.9	Recognition	
Champaign CUSD 4	2015	1.4	1.4	0.4	0.4	0.3	3.9	Recognition	
Chaney-Monge SD 88	2015	1.4	1.05	0.3	0.4	0.3	3.45	Review	Total Expenditures: The district replaced the school roof and made other capital improvements during the 2014-2015 fiscal year.
Channahon SD 17	2015	1.4	1.05	0.4	0.4	0.4	3.65	Recognition	The Expenditure to Revenue ratio is overstated as a result of the transfer of funding reserved for Channahon School District's Long Range Facility Plan.
Charleston CUSD 1	2015	1.4	0.35	0.2	0.4	0.4	2.75	Early Warning	
Cherry SD 92	2015	1.05	0.35	0.2	0.2	0.4	2.2	Watch	
Chester CUSD 139	2015	1.05	0.7	0.2	0.4	0.2	2.55	Watch	
Chester N HSD 122	2015	1.4	1.05	0.4	0.1	0.4	3.35	Review	
Chester-East Lincoln CCSD 61	2015	1.4	1.4	0.4	0.4	0.2	3.8	Recognition	
Chicago Heights SD 170	2015	1.4	1.05	0.4	0.4	0.4	3.65	Recognition	
Chicago Ridge SD 127-5	2015	1.4	1.4	0.4	0.4	0.2	3.8	Recognition	The District is in sound financial condition so long as the State fully funds Education.
Christopher USD 99	2015	1.4	1.05	0.3	0.4	0.1	3.25	Review	

(FBRR = Fund Balance / Revenue Ratio - Weighting of 35%), (EXRV = Expenditures / Revenue Ratio - Weighting of 35%, DCOH = Days Cash on Hand - Weighting of 10%, STB = Short Term Borrowing - Weighting of 10%, and LTD = Long Term Debt - Weighting of 10%)

Note: Because Whiteside SD 115 did not submit an FY15 AFR, they are in the Financial Watch category.

District Name **Data Year** **FBRR** **ERR** **DCOH** **STB** **LTD** **Total Score** **Designation** **District Comments**

CHSD 117	2015	1.4	1.4	0.4	0.4	0.4	4	Recognition	
CHSD 128	2015	1.4	1.4	0.4	0.4	0.4	4	Recognition	
CHSD 155	2015	1.4	1.4	0.4	0.4	0.4	4	Recognition	District 155 is pleased with its Financial Profile Score.
CHSD 218	2015	1.4	1.05	0.4	0.4	0.3	3.55	Recognition	
CHSD 94	2015	1.4	1.05	0.4	0.4	0.4	3.65	Recognition	
CHSD 99	2015	0.7	1.05	0.3	0.4	0.4	2.85	Early Warning	
Cicero SD 99	2015	1.4	1.4	0.4	0.4	0.1	3.7	Recognition	
Cissna Park CUSD 6	2015	1.4	1.05	0.4	0.4	0.4	3.65	Recognition	Cissna Park C.U.S.D. # 6 again was designated as Financial Recognition status.
City of Chicago SD 299	2015	0.7	0.7	0.1	0.4	0.2	2.1	Watch	The consistent decline in state education funding, along with an inequitable pension system and rising pension costs, compounded by increasing capital needs, has pushed our District to a financial breaking point. We have reduced our administrative and operating costs over the past several years, and we will continue streamlining our central bureaucracy to achieve maximum efficiency. Despite our financial problems, our students continue to make academic progress, proving why it's so important that we find a solution and continue to invest in our classrooms.
Clay City CUSD 10	2015	1.4	1.4	0.4	0.4	0.2	3.8	Recognition	
Clinton CUSD 15	2015	1.4	1.4	0.4	0.4	0.3	3.9	Recognition	
Coal City CUSD 1	2015	1.4	1.4	0.4	0.4	0.3	3.9	Recognition	
Cobden SUD 17	2015	1.4	1.4	0.4	0.4	0.3	3.9	Recognition	
Collinsville CUSD 10	2015	1.4	1.05	0.3	0.4	0.4	3.55	Recognition	
Colona SD 190	2015	1.4	1.05	0.4	0.4	0.3	3.55	Recognition	
Columbia CUSD 4	2015	1.4	1.4	0.4	0.4	0.2	3.8	Recognition	
Comm Cons SD 59	2015	1.4	1.4	0.4	0.4	0.4	4	Recognition	
Cons HSD 230	2015	1.4	1.4	0.4	0.4	0.4	4	Recognition	The District achieved a profile score of 4.00 for the 2015 fiscal year.
Cook County SD 130	2015	1.4	1.05	0.3	0.4	0.3	3.45	Review	
Cornell CCSD 426	2015	1.4	1.4	0.3	0.4	0.3	3.8	Recognition	
Coulterville USD 1	2015	1.4	1.4	0.3	0.4	0.4	3.9	Recognition	

(FBRR = Fund Balance / Revenue Ratio - Weighting of 35%), (EXRV = Expenditures / Revenue Ratio - Weighting of 35%, DCOH = Days Cash on Hand - Weighting of 10%, STB = Short Term Borrowing - Weighting of 10%, and LTD = Long Term Debt - Weighting of 10%)

Note: Because Whiteside SD 115 did not submit an FY15 AFR, they are in the Financial Watch category.

District Name **Data Year** **FBRR** **ERR** **DCOH** **STB** **LTD** **Total Score** **Designation** **District Comments**

Country Club Hills SD 160	2015	1.4	1.05	0.3	0.4	0.1	3.25	Review	
County of Union Sch Dist No43	2015	1.4	1.4	0.4	0.4	0.2	3.8	Recognition	
County of Winnebago SD 320	2015	1.4	1.05	0.4	0.4	0.2	3.45	Review	The South Beloit CUSD #320 continues to be fiscally conservative. We strive to receive the highest financial rating even though payments from the State of Illinois are slow and sometimes non-existent. We continually strive to offer a quality education to our students but with reduced revenues and increasing expenditures, students will be affected by necessary budget cuts.
County of Woodford School	2015	1.4	1.4	0.4	0.4	0.4	4	Recognition	
Cowden-Herrick CUSD 3A	2015	1.4	1.4	0.3	0.4	0.4	3.9	Recognition	
Crab Orchard CUSD 3	2015	1.05	1.05	0.2	0.4	0.2	2.9	Early Warning	
Crescent Iroquois CUSD 249	2015	1.4	0.7	0.3	0.4	0.4	3.2	Review	
Creston CCSD 161	2015	1.4	0.7	0.3	0.4	0.3	3.1	Review	
Crete Monee CUSD 201U	2015	1.4	1.05	0.3	0.4	0.1	3.25	Review	
Creve Coeur SD 76	2015	1.4	1.05	0.4	0.4	0.3	3.55	Recognition	
Crystal Lake CCSD 47	2015	1.4	1.4	0.4	0.4	0.3	3.9	Recognition	The District continues to effectively make us of limited resources within a changing environment.
Cumberland CUSD 77	2015	1.4	1.05	0.3	0.4	0.3	3.45	Review	
CUSD 200	2015	1.4	1.4	0.3	0.4	0.3	3.8	Recognition	
CUSD 201	2015	1.4	1.4	0.4	0.4	0.4	4	Recognition	
CUSD 3 Fulton County	2015	1.4	1.4	0.3	0.4	0.3	3.8	Recognition	
CUSD 300	2015	1.4	1.4	0.3	0.4	0.1	3.6	Recognition	The District has made great strides the past several years to stabilize its financial conditions.
CUSD 308	2015	1.05	1.05	0.3	0.4	0.1	2.9	Early Warning	
CUSD 4	2015	1.4	0.7	0.2	0.4	0.3	3	Early Warning	
Cypress SD 64	2015	1.4	1.05	0.3	0.4	0.4	3.55	Recognition	
Dakota CUSD 201	2015	1.4	1.05	0.2	0.4	0.4	3.45	Review	
Dallas ESD 327	2015	1.4	1.05	0.3	0.4	0.4	3.55	Recognition	If the State was able to pay the full General State Aid and make all mandated categorical payments, our district would have a perfect AFR Profile Score.
Dalzell SD 98	2015	1.4	1.05	0.3	0.4	0.4	3.55	Recognition	

(FBRR = Fund Balance / Revenue Ratio - Weighting of 35%), (ERRV = Expenditures / Revenue Ratio - Weighting of 35%, DCOH = Days Cash on Hand - Weighting of 10%, STB = Short Term Borrowing - Weighting of 10%, and LTD = Long Term Debt - Weighting of 10%)

Note: Because Whiteside SD 115 did not submit an FY15 AFR, they are in the Financial Watch category.

District Name Data Year FBRR ERR DCOH STB LTD Total Score Designation District Comments

Damiansville SD 62	2015	1.05	1.05	0.2	0.4	0.1	2.8	Early Warning	
Danville CCSD 118	2015	1.4	1.4	0.3	0.4	0.2	3.7	Recognition	
Darien SD 61	2015	1.4	1.4	0.4	0.4	0.4	4	Recognition	
Decatur SD 61	2015	1.4	1.05	0.3	0.4	0.1	3.25	Review	The District only received 1 point from long term debt for having \$86.3 million in long term debt. Most of this debt is supported through a local sales tax. Only \$18.1 million is support through property taxes.
Deer Creek-Mackinaw CUSD 701	2015	1.4	1.05	0.3	0.4	0.3	3.45	Review	
Deer Park CCSD 82	2015	1.4	1.05	0.4	0.4	0.3	3.55	Recognition	
Deerfield SD 109	2015	1.4	1.4	0.4	0.4	0.4	4	Recognition	
DeKalb CUSD 428	2015	1.4	1.05	0.4	0.4	0.1	3.35	Review	The District's overall financial profile score has been negatively impacted by the Percent of Long-Term Debt Margin Remaining portion of the score calculation. The main reason for the low score is the drop in property values that the district has experienced. Between 2008 and 2014, equalized assessed valuations have decrease by over \$225,000,000 (over 26% decrease). During this same period of time, the District issued voter approved referendum bonds (\$108,000,000) to build a new elementary and high school. Consequently, increasing debt and lower property values have had an adverse effect on the District's financial profile score.
Deland-Weldon CUSD 57	2015	1.4	1.05	0.3	0.4	0.3	3.45	Review	
Delavan CUSD 703	2015	1.4	1.05	0.4	0.4	0.4	3.65	Recognition	Delays in the State of Illinois quarterly payments significantly impacted the overall financial profile score for Delavan #703.
DePue USD 103	2015	1.4	0.7	0.3	0.4	0.3	3.1	Review	
DeSoto Cons SD 86	2015	1.05	1.4	0.3	0.2	0.2	3.15	Review	
Diamond Lake SD 76	2015	1.4	1.4	0.4	0.4	0.4	4	Recognition	
Dieterich CUSD 30	2015	1.4	1.05	0.4	0.4	0.3	3.55	Recognition	
Dimmick CCSD 175	2015	1.4	1.4	0.4	0.4	0.3	3.9	Recognition	
District 50 Schools	2015	1.4	1.05	0.4	0.4	0.4	3.65	Recognition	
Dixon USD 170	2015	1.4	1.05	0.3	0.4	0.4	3.55	Recognition	
Dodds CCSD 7	2015	1.4	1.05	0.3	0.4	0.4	3.55	Recognition	
Dolton SD 148	2015	1.4	1.05	0.4	0.4	0.1	3.35	Review	

(FBRR = Fund Balance / Revenue Ratio - Weighting of 35%],[EXRV = Expenditures / Revenue Ratio - Weighting of 35%, DCOH = Days Cash on Hand - Weighting of 10%, STB = Short Term Borrowing - Weighting of 10%, and LTD = Long Term Debt - Weighting of 10%)

Note: Because Whiteside SD 115 did not submit an FY15 AFR, they are in the Financial Watch category.

<u>District Name</u>	<u>Data Year</u>	<u>FBRR</u>	<u>ERR</u>	<u>DCOH</u>	<u>STB</u>	<u>LTD</u>	<u>Total Score</u>	<u>Designation</u>	<u>District Comments</u>
Dolton SD 149	2015	1.4	0.7	0.2	0.4	0.1	2.8	Early Warning	Low property tax collection rates in the southern suburbs are contributing to recurring local revenue shortfalls.
Dongola USD 66	2015	0.7	0.7	0.1	0.4	0.4	2.3	Watch	
Donovan CUSD 3	2015	1.4	1.05	0.4	0.4	0.4	3.65	Recognition	
Downers Grove GSD 58	2015	1.4	1.4	0.3	0.4	0.4	3.9	Recognition	
Dunlap CUSD 323	2015	1.4	1.4	0.4	0.4	0.2	3.8	Recognition	
DuPage HSD 88	2015	1.4	1.4	0.4	0.4	0.2	3.8	Recognition	
Dupo CUSD 196	2015	1.4	1.4	0.3	0.4	0.1	3.6	Recognition	
Duquoin CUSD 300	2015	0.7	1.05	0.2	0.4	0.1	2.45	Watch	The district long-term debt limit was increased to 27% from 13.8% via a referendum and the district has issued alternate revenue bonds for its high school construction project that should not be included as part of the district's outstanding long-term debt. There would then change the score for the district's long-term debt margin and overall financial profile score.
Durand CUSD 322	2015	1.4	1.05	0.4	0.4	0.4	3.65	Recognition	
Dwight Common SD 232	2015	1.4	1.05	0.3	0.4	0.4	3.55	Recognition	
Dwight Twp HSD 230	2015	1.4	1.4	0.4	0.4	0.4	4	Recognition	
Earville CUSD 9	2015	1.4	1.4	0.4	0.4	0.2	3.8	Recognition	
East Alton SD 13	2015	1.05	0.35	0.2	0.4	0.1	2.1	Watch	
East Alton-Wood River CHSD 14	2015	1.4	0.7	0.3	0.4	0.4	3.2	Review	
East Coloma - Nelson CESD 20	2015	1.4	1.05	0.4	0.4	0.3	3.55	Recognition	
East Dubuque USD 119	2015	1.4	1.4	0.4	0.4	0.4	4	Recognition	
East Maine SD 63	2015	1.4	1.4	0.4	0.4	0.4	4	Recognition	Changes to GSA, pension payments and property tax caps may have a significant negative impact on the District's future profile score.
East Moline SD 37	2015	1.4	1.05	0.3	0.4	0.2	3.35	Review	
East Peoria CHSD 309	2015	1.4	1.05	0.4	0.4	0.3	3.55	Recognition	
East Peoria SD 86	2015	1.4	1.05	0.4	0.4	0.2	3.45	Review	
East Prairie SD 73	2015	1.4	1.05	0.4	0.4	0.4	3.65	Recognition	
East St Louis SD 189	2015	1.4	1.4	0.3	0.4	0.1	3.6	Recognition	
Eastland CUSD 308	2015	1.4	1.4	0.4	0.4	0.3	3.9	Recognition	

(FBRR = Fund Balance / Revenue Ratio - Weighting of 35%), (EXRV = Expenditures / Revenue Ratio - Weighting of 35%, DCOH = Days Cash on Hand - Weighting of 10%, STB = Short Term Borrowing - Weighting of 10%, and LTD = Long Term Debt - Weighting of 10%)

Note: Because Whiteside SD 115 did not submit an FY15 AFR, they are in the Financial Watch category.

District Name Data Year FBRR ERR DCOH STB LTD Total Score Designation District Comments

Edgar County CUD 6	2015	1.05	1.4	0.2	0.4	0.4	3.45	Review	Effingham Unit #40 GSA has been cut \$2.946 million dollars since FY12. The District has reduced expenditures in excess of \$2.750 million dollars as well. However, with the lack of funding and support for education from the State, the learning environment is being negatively affected.
Edinburg CUSD 4	2015	1.4	1.4	0.4	0.4	0.4	4	Recognition	
Edwards County CUSD 1	2015	1.4	1.05	0.3	0.4	0.3	3.45	Review	
Edwardsville CUSD 7	2015	0.35	1.05	0.1	0.4	0.1	2	Watch	
Effingham CUSD 40	2015	1.4	1.05	0.4	0.4	0.4	3.65	Recognition	
Egyptian CUSD 5	2015	1.4	1.4	0.4	0.4	0.4	4	Recognition	
EI Paso-Gridley CUSD 11	2015	1.05	1.05	0.2	0.4	0.4	3.1	Review	EPG's Financial Profile suffers due to a lack of funding from the state. For the last five years Illinois has failed to fully fund it's obligations to Illinois schools. The impact on EPG is profound. Were the state to meet its' obligations for FY15 and FY16, EPG would have a balanced or surplus budget and achieve "Recognition" status in the Financial Profile.
Eldorado CUSD 4	2015	1.4	1.05	0.2	0.4	0.3	3.35	Review	The Elverado School District is highly dependent on GSA to provide a quality education to students. However, the continued reduction in state funding has forced the district to reduce educational programming. Currently the district has made cuts that are detrimental to its ability to offer quality educational programming. Reductions in GSA and other state funding have resulted in deficit spending the last 5 years.
Elmhurst SD 205	2015	1.4	1.4	0.3	0.4	0.3	3.8	Recognition	
Elmwood CUSD 322	2015	1.4	1.4	0.3	0.4	0.3	3.8	Recognition	
Elmwood Park CUSD 401	2015	1.4	1.4	0.4	0.4	0.2	3.8	Recognition	
Elverado CUSD 196	2015	1.05	1.05	0.1	0.4	0.3	2.9	Early Warning	
Elwood CCSD 203	2015	1.4	1.05	0.4	0.4	0.4	3.65	Recognition	
Emmons SD 33	2015	1.4	1.05	0.4	0.4	0.1	3.35	Review	An air conditioning project paid out of the Operation & Maint fund increased expenditures. State funds were also due by 6/30/15 but paid in fiscal year 2016.
Erie CUSD 1	2015	1.4	1.05	0.4	0.4	0.4	3.65	Recognition	
ESD 159	2015	1.4	1.4	0.4	0.4	0.1	3.7	Recognition	
Eswood CCSD 269	2015	1.4	1.05	0.4	0.4	0.4	3.65	Recognition	
Eureka CUD 140	2015	1.4	1.05	0.4	0.4	0.4	3.65	Recognition	

(FBRR = Fund Balance / Revenue Ratio - Weighting of 35%), (ERRV = Expenditures / Revenue Ratio - Weighting of 35%, DCOH = Days Cash on Hand - Weighting of 10%, STB = Short Term Borrowing - Weighting of 10%, and LTD = Long Term Debt - Weighting of 10%)

Note: Because Whiteside SD 115 did not submit an FY15 AFR, they are in the Financial Watch category.

District Name Data Year FBRR ERR DCOH STB LTD Total Score Designation District Comments

Evanston CCSD 65	2015	1.05	1.05	0.2	0.4	0.3	3	Early Warning	The reduction of the District's financial rating from Recognition to Review during the 2014-15 school year is a direct reflection of the negative financial impact of the Central Middle School capital renovation project. The total expenditures incurred during FY 2015 was \$6.0 million. Had the District not made the deliberate decision to incur these expenditures, the District's resulting overall financial score of 3.8 would have once again qualified us for the state's highest financial rating.
Evanston Twp HSD 202	2015	1.4	1.4	0.3	0.4	0.4	3.9	Recognition	
Evergreen Park CHSD 231	2015	1.4	1.4	0.4	0.4	0.4	4	Recognition	
Evergreen Park ESD 124	2015	1.4	0.7	0.3	0.4	0.3	3.1	Review	
Ewing Northern CCSD 115	2015	1.4	1.05	0.4	0.4	0.3	3.55	Recognition	The District's financial score would have been a perfect 4.0 if the State would discontinue its practice of prorating General State Aid and Categorical payments. The District's Transportation revenue has fallen to the point that we have had to move money out of the Education Fund and into the Transportation Fund just to keep the fund solvent. The rural students of this state deserve better treatment.
Fairfield Comm H S Dist 225	2015	1.4	1.05	0.3	0.4	0.4	3.55	Recognition	
Fairfield PSD 112	2015	1.4	1.05	0.4	0.4	0.1	3.35	Review	
Fairmont SD 89	2015	1.4	1.4	0.4	0.4	0.3	3.9	Recognition	
Fairview SD 72	2015	1.4	1.4	0.4	0.4	0.4	4	Recognition	
Farmington Central CUSD 265	2015	1.4	1.05	0.4	0.4	0.4	3.65	Recognition	
Farrington CCSD 99	2015	1.4	0.7	0.3	0.4	0.4	3.2	Review	
Fenton CHSD 100	2015	1.4	1.05	0.4	0.4	0.4	3.65	Recognition	
Field CCSD 3	2015	1.4	1.05	0.3	0.4	0.4	3.55	Recognition	
Fieldcrest CUSD 6	2015	1.05	1.4	0.2	0.4	0.4	3.45	Review	
Fisher CUSD 1	2015	1.4	1.05	0.4	0.4	0.1	3.35	Review	
Flanagan-Cornell Dist 74	2015	1.05	1.05	0.2	0.4	0.4	3.1	Review	
Flora CUSD 35	2015	1.4	1.4	0.4	0.4	0.1	3.7	Recognition	
Flossmoor SD 161	2015	1.4	1.05	0.4	0.4	0.3	3.55	Recognition	
Ford Heights SD 169	2015	1.4	1.05	0.4	0.4	0.1	3.35	Review	

(FBRR = Fund Balance / Revenue Ratio - Weighting of 35%],[EXRV = Expenditures / Revenue Ratio - Weighting of 35%, DCOH = Days Cash on Hand - Weighting of 10%, STB = Short Term Borrowing - Weighting of 10%, and LTD = Long Term Debt - Weighting of 10%)

Note: Because Whiteside SD 115 did not submit an FY15 AFR, they are in the Financial Watch category.

District Name Data Year FBRR ERR DCOH STB LTD Total Score Designation District Comments

Forest Park SD 91	2015	1.4	1.05	0.4	0.4	0.4	3.65	Recognition	
Forest Ridge SD 142	2015	1.4	1.05	0.4	0.4	0.2	3.45	Review	
Forrestville Valley CUSD 221	2015	1.4	1.4	0.4	0.4	0.3	3.9	Recognition	
Fox Lake GSD 114	2015	1.4	1.05	0.3	0.4	0.2	3.35	Review	
Fox River Grove Cons SD 3	2015	1.4	1.4	0.4	0.4	0.3	3.9	Recognition	
Frankfort CCSD 157C	2015	1.4	1.4	0.4	0.4	0.3	3.9	Recognition	
Frankfort CUSD 168	2015	0.35	1.05	0.1	0.4	0.4	2.3	Watch	
Franklin CUSD 1	2015	1.4	1.05	0.4	0.4	0.4	3.65	Recognition	
Franklin Park SD 84	2015	1.4	1.05	0.4	0.4	0.3	3.55	Recognition	
Freeburg CCSD 70	2015	1.4	1.05	0.4	0.4	0.4	3.65	Recognition	
Freeburg CHSD 77	2015	1.4	0.7	0.3	0.4	0.3	3.1	Review	
Freeport SD 145	2015	1.05	1.05	0.2	0.4	0.3	3	Early Warning	Another year of the state not paying what it should has further eroded our fund balances.
Fremont SD 79	2015	1.4	1.4	0.4	0.4	0.3	3.9	Recognition	Long term debt service is progressing in accordance with the voter approved debt schedule.
Galatia CUSD 1	2015	1.4	1.05	0.3	0.4	0.4	3.55	Recognition	
Galena USD 120	2015	1.4	1.4	0.3	0.4	0.4	3.9	Recognition	
Galesburg CUSD 205	2015	1.4	1.05	0.3	0.4	0.1	3.25	Review	
Gallatin CUSD 7	2015	1.4	1.4	0.3	0.4	0.4	3.9	Recognition	
Galva CUSD 224	2015	1.4	1.4	0.4	0.4	0.4	4	Recognition	
Gardner CCSD 72C	2015	1.4	1.05	0.4	0.4	0.4	3.65	Recognition	
Gardner S Wilmington Twp HSD 7	2015	1.4	1.05	0.4	0.4	0.4	3.65	Recognition	
Gavin SD 37	2015	1.4	1.05	0.3	0.4	0.3	3.45	Review	
Geff CCSD 14	2015	1.4	1.05	0.4	0.4	0.4	3.65	Recognition	
Gen George Patton SD 133	2015	1.4	1.4	0.4	0.4	0.1	3.7	Recognition	
Geneseo CUSD 228	2015	1.4	1.05	0.3	0.4	0.4	3.55	Recognition	The Board of Education and staff have worked diligently to be responsive to both the student population and local taxpayers, despite an ongoing trend of late pro-rated, and inadequate state funding.

(FBRR = Fund Balance / Revenue Ratio - Weighting of 35%), (ERRV = Expenditures / Revenue Ratio - Weighting of 35%, DCOH = Days Cash on Hand - Weighting of 10%, STB = Short Term Borrowing - Weighting of 10%, and LTD = Long Term Debt - Weighting of 10%)

Note: Because Whiteside SD 115 did not submit an FY15 AFR, they are in the Financial Watch category.

District Name Data Year FBRR ERR DCOH STB LTD Total Score Designation District Comments

Geneva CUSD 304	2015	1.4	1.4	0.4	0.4	0.1	3.7	Recognition	
Genoa Kingston CUSD 424	2015	1.4	1.05	0.4	0.4	0.4	3.65	Recognition	
Georgetown-Ridge Farm CUD 4	2015	0.7	1.05	0.2	0.4	0.4	2.75	Early Warning	
Germantown Hills SD 69	2015	1.4	1.05	0.4	0.4	0.4	3.65	Recognition	
Germantown SD 60	2015	1.4	1.05	0.4	0.4	0.4	3.65	Recognition	
Giant City CCSD 130	2015	1.4	1.05	0.3	0.4	0.3	3.45	Review	
Gibson City-Melvin-Sibley CUSD 5	2015	1.4	1.4	0.4	0.4	0.3	3.9	Recognition	
Gifford CCSD 188	2015	1.4	1.05	0.4	0.4	0.3	3.55	Recognition	
Gillespie CUSD 7	2015	1.4	0.7	0.3	0.4	0.1	2.9	Early Warning	
Glen Eilyn SD 41	2015	1.05	1.4	0.4	0.4	0.4	3.65	Recognition	
Glenbard Twp HSD 87	2015	1.4	1.4	0.4	0.4	0.4	4	Recognition	District 87 administration has reviewed this information and concurs with the findings. Further, District 87 is pleased to report that the District has achieved Recognition Status 9 years in a row.
Glencoe SD 35	2015	1.4	1.4	0.4	0.4	0.3	3.9	Recognition	
Glenview CCSD 34	2015	1.4	1.4	0.4	0.4	0.4	4	Recognition	
Golf ESD 67	2015	1.4	1.4	0.4	0.4	0.2	3.8	Recognition	
Goreville CUD 1	2015	1.4	1.05	0.4	0.4	0.2	3.45	Review	
Gower SD 62	2015	1.4	1.4	0.4	0.4	0.4	4	Recognition	
Grand Prairie CCSD 6	2015	0.7	0.7	0.1	0.4	0.4	2.3	Watch	
Grand Ridge CCSD 95	2015	1.4	1.4	0.4	0.4	0.3	3.9	Recognition	
Granite City CUSD 9	2015	1.05	1.05	0.2	0.4	0.3	3	Early Warning	
Grant CCSD 110	2015	1.05	0.35	0.2	0.4	0.3	2.3	Watch	
Grant CHSD 124	2015	1.4	1.05	0.4	0.4	0.3	3.55	Recognition	
Grant Park CUSD 6	2015	1.4	1.4	0.4	0.4	0.3	3.9	Recognition	
Grass Lake SD 36	2015	1.4	1.4	0.4	0.4	0.4	4	Recognition	
Grayslake CCSD 46	2015	1.4	1.4	0.3	0.4	0.1	3.6	Recognition	
Grayslake CHSD 127	2015	1.4	1.4	0.4	0.4	0.1	3.7	Recognition	

(FBRR = Fund Balance / Revenue Ratio - Weighting of 35%), (EXRV = Expenditures / Revenue Ratio - Weighting of 35%, DCOH = Days Cash on Hand - Weighting of 10%, STB = Short Term Borrowing - Weighting of 10%, and LTD = Long Term Debt - Weighting of 10%)

Note: Because Whiteside SD 115 did not submit an FY15 AFR, they are in the Financial Watch category.

District Name **Data Year** **FBRR** **ERR** **DCOH** **STB** **LTD** **Total Score** **Designation** **District Comments**

Grayville CUSD 1 2015 1.4 1.05 0.3 0.4 0.3 3.45 Review The District is happy to be maintaining a Financial Profile Designation of 3.45; however, this is becoming increasingly more difficult each year. Lack of funds owed to District's by the State, along with increased unfunded mandates will continue to negatively impact Districts and reduce Financial Profile Designations.

Greenfield CUSD 10 2015 1.4 1.05 0.3 0.4 0.4 3.55 Recognition The District strives to be fiscally responsible as we navigate through these difficult financial situations.

Greenview CUSD 200 2015 1.4 1.4 0.4 0.4 0.4 4 Recognition Profile score has increased since last year. Board and District are striving to improve and sustain financial stability.

Griggsville-Perry CUSD 4 2015 1.05 1.05 0.2 0.4 0.1 2.8 Early Warning

Gurnee SD 56 2015 1.4 1.05 0.4 0.4 0.1 3.35 Review

Hall HSD 502 2015 1.05 1.05 0.2 0.4 0.1 2.8 Early Warning

Hamilton CCSD 328 2015 1.05 0.7 0.2 0.4 0.4 2.75 Early Warning

Hamilton Co CUSD 10 2015 0.7 1.05 0.1 0.4 0.4 2.65 Early Warning

Hampton SD 29 2015 1.4 1.05 0.4 0.4 0.3 3.55 Recognition

Hardin County CUSD 1 2015 0.7 1.05 0.1 0.4 0.4 2.65 Early Warning

Harlem UD 122 2015 0.7 1.4 0.3 0.4 0.3 3.1 Review

Harmony Emge SD 175 2015 1.05 1.05 0.2 0.4 0.2 2.9 Early Warning

Harrisburg CUSD 3 2015 0.7 1.05 0.2 0.4 0.2 2.55 Watch

Harrison SD 36 2015 1.4 1.4 0.4 0.4 0.2 3.8 Recognition

Hartsburg Emden CUSD 21 2015 1.4 1.4 0.4 0.4 0.4 4 Recognition

Harvard CUSD 50 2015 1.4 1.4 0.4 0.4 0.1 3.7 Recognition

Harvey SD 152 2015 1.4 1.05 0.4 0.4 0.4 3.65 Recognition

Havana CUSD 126 2015 1.4 1.05 0.4 0.4 0.3 3.55 Recognition

Harvey Public Schools District 152 remains financially sound. For the tenth year in a row, the District has retained its "Financial Recognition" status from the Illinois State Board of Education. All of this can be attributed to a collaborative effort between the Board of Education and the Administration in developing annual budgets that are balanced, yet fiscally conservative meeting the demands of the dynamic educational programs the District offers. Through strong fiscal policy, the long-term financial plan maintains healthy fund balances that will support an educational environment for our students that is nothing but exceptional.

(FBRR = Fund Balance / Revenue Ratio - Weighting of 35%), (EXRV = Expenditures / Revenue Ratio - Weighting of 35%, DCOH = Days Cash on Hand - Weighting of 10%, STB = Short Term Borrowing - Weighting of 10%, and LTD = Long Term Debt - Weighting of 10%)

Note: Because Whiteside SD 115 did not submit an FY15 AFR, they are in the Financial Watch category.

<u>District Name</u>	<u>Data Year</u>	<u>FBRR</u>	<u>ERR</u>	<u>DCOH</u>	<u>STB</u>	<u>LTD</u>	<u>Total Score</u>	<u>Designation</u>	<u>District Comments</u>
Hawthorn CCSD 73	2015	1.4	1.05	0.4	0.4	0.3	3.55	Recognition	District 73 is financially sound, and will continue to operate in a fiscally responsible way to maintain this status.
Hazel Crest SD 152-5	2015	1.4	1.05	0.4	0.4	0.1	3.35	Review	
Henry-Senachwine CUSD 5	2015	1.4	1.4	0.4	0.4	0.4	4	Recognition	
Heritage CUSD 8	2015	1.4	1.05	0.4	0.4	0.2	3.45	Review	
Herrin CUSD 4	2015	0.7	1.05	0.2	0.4	0.1	2.45	Watch	
Herscher CUSD 2	2015	1.4	1.05	0.4	0.4	0.3	3.55	Recognition	
Heyworth CUSD 4	2015	1.4	1.05	0.3	0.4	0.2	3.35	Review	
Hiawatha CUSD 426	2015	1.4	1.05	0.4	0.4	0.2	3.45	Review	
High Mount SD 116	2015	1.05	1.05	0.2	0.4	0.2	2.9	Early Warning	
Highland CUSD 5	2015	1.05	1.05	0.2	0.4	0.3	3	Early Warning	
Hillsboro CUSD 3	2015	1.05	1.05	0.2	0.4	0.3	3	Early Warning	
Hillside SD 93	2015	1.4	1.05	0.4	0.4	0.4	3.65	Recognition	
Hinckley Big Rock CUSD 429	2015	1.4	1.05	0.4	0.4	0.1	3.35	Review	Hinckley-Big Rock CUSD #429 completed a lighting and controls project during FY15 with a total project cost of \$982,299. We used \$682,299 from our reserves to fund the project, which provides further insight into our expenditures to revenue ratio calculation for our financial profile designation. Other factors influencing our deficit are a result of the State of Illinois changing our revenue stream mid-year and not making the fourth mandated categorical payment in FY15. This resulted in a total revenue loss of \$191,335.
Hinsdale CCSD 181	2015	1.4	1.4	0.3	0.4	0.3	3.8	Recognition	
Hinsdale Twp HSD 86	2015	1.05	1.05	0.4	0.4	0.4	3.3	Review	
Hollis Cons SD 328	2015	1.4	1.4	0.4	0.4	0.4	4	Recognition	
Homer CCSD 33C	2015	1.4	1.05	0.3	0.4	0.4	3.55	Recognition	
Homewood Flossmoor CHSD 233	2015	1.4	1.05	0.4	0.4	0.1	3.35	Review	
Homewood SD 153	2015	1.4	1.05	0.3	0.4	0.1	3.25	Review	
Hononegah CHD 207	2015	1.4	1.05	0.3	0.4	0.4	3.55	Recognition	
Hoopeston Area CUSD 11	2015	1.4	1.05	0.4	0.4	0.4	3.65	Recognition	

(FBRR = Fund Balance / Revenue Ratio - Weighting of 35%],[EXRV = Expenditures / Revenue Ratio - Weighting of 35%, DCOH = Days Cash on Hand - Weighting of 10%, STB = Short Term Borrowing - Weighting of 10%, and LTD = Long Term Debt - Weighting of 10%)

Note: Because Whiteside SD 115 did not submit an FY15 AFR, they are in the Financial Watch category.

District Name Data Year FBRR ERR DCOH STB LTD Total Score Designation District Comments

Hoover-Schrum Memorial SD 157 2015 1.4 1.05 0.3 0.4 0.1 3.25 Review Hoover-Schrum Memorial School District 157 is continuing to strive to improve our financial situation to Financial Recognition. While our spending has remained constant, the Tax Caps, declining EAV and revenue has had an impact on our overall revenue. We will continue to submit balanced school budgets and regulate our spending within the budget.

Hoyleton Cons SD 29	2015	1.4	1.05	0.4	0.4	0.4	3.65	Recognition	
Huntley Comm Sch Dist 158	2015	1.4	1.4	0.3	0.4	0.2	3.7	Recognition	
Hutsonville CUSD 1	2015	1.4	1.05	0.3	0.4	0.3	3.45	Review	
Il Valley Central USD 321	2015	1.4	1.4	0.4	0.4	0.3	3.9	Recognition	
Illini Bluffs CUSD 327	2015	1.4	1.05	0.4	0.4	0.3	3.55	Recognition	
Illini Central CUSD 189	2015	1.4	1.4	0.4	0.4	0.3	3.9	Recognition	
Illini West H S Dist 307	2015	1.4	1.05	0.4	0.4	0.4	3.65	Recognition	
Ina CCSD 8	2015	1.4	0.35	0.2	0.4	0.4	2.75	Early Warning	
Indian Creek CUSD 425	2015	1.4	1.4	0.4	0.4	0.4	4	Recognition	
Indian Prairie CUSD 204	2015	1.4	1.4	0.3	0.4	0.3	3.8	Recognition	
Indian Springs SD 109	2015	1.4	1.05	0.4	0.4	0.3	3.55	Recognition	
Iroquois County CUSD 9	2015	1.4	1.05	0.4	0.4	0.4	3.65	Recognition	
Iroquois West CUSD 10	2015	1.4	1.05	0.4	0.4	0.4	3.65	Recognition	
Irvington CCSD 11	2015	1.4	1.4	0.3	0.4	0.4	3.9	Recognition	
Itasca SD 10	2015	1.4	1.05	0.4	0.4	0.3	3.55	Recognition	
Iuka CCSD 7	2015	1.4	1.05	0.3	0.4	0.4	3.55	Recognition	
J S Morton HSD 201	2015	1.4	1.4	0.4	0.4	0.2	3.8	Recognition	
Jacksonville SD 117	2015	1.4	1.4	0.4	0.4	0.4	4	Recognition	
Jamaica CUSD 12	2015	1.4	1.05	0.3	0.4	0.4	3.55	Recognition	
Jasper CCSD 17	2015	1.4	1.05	0.4	0.4	0.1	3.35	Review	
Jasper County CUD 1	2015	1.05	0.7	0.2	0.4	0.3	2.65	Early Warning	

(FBRR = Fund Balance / Revenue Ratio - Weighting of 35%), (ERRV = Expenditures / Revenue Ratio - Weighting of 35%, DCOH = Days Cash on Hand - Weighting of 10%, STB = Short Term Borrowing - Weighting of 10%, and LTD = Long Term Debt - Weighting of 10%)

Note: Because Whiteside SD 115 did not submit an FY15 AFR, they are in the Financial Watch category.

District Name Data Year FBRR ERR DCOH STB LTD Total Score Designation District Comments

Jersey CUSD 100	2015	1.05	1.05	0.2	0.4	0.3	3	Early Warning	Jersey 100's financial profile score fell from Review to Early Warning in 2015 due to the formula calculations. Our fund balance to revenue ratio slightly missed the 25% margin by .017%, resulting in a score of three. A significant change in district finances occurred during 2015, which resulted in the reduction of expenditures from \$1,908,481 to \$550,852. Thus, a 28.9% reduction in expenditures occurred in 2015. The district also experienced a decrease in state and federal funding by \$460,000. Had the district received that funding, the expenditures to revenue would have decreased more significantly by \$90,852, a difference between the lowest risk versus medium risk. The long-term debt margin decreased significantly, as \$1,618,897 in debt was retired in 2015. The district thinks having 90 days cash on hand is optimal, but we fell at 81.5 days, which resulted in the score of two. Overall, the district has made tremendous strides to attempt to balance the budget. Having to create an estimated budget in September without the knowledge of state funding continues to be the greatest challenge.
Johnsburg CUSD 12	2015	0.35	1.05	0.1	0.4	0.1	2	Watch	
Johnston City CUSD 1	2015	1.05	1.4	0.2	0.4	0.1	3.15	Review	The District has worked in cooperation with staff to raise the financial profile score.
Joliet PSD 86	2015	1.4	1.4	0.3	0.4	0.1	3.6	Recognition	
Joliet Twp HSD 204	2015	1.4	1.4	0.4	0.4	0.2	3.8	Recognition	
Joppa-Maple Grove UD 38	2015	1.4	1.4	0.4	0.4	0.4	4	Recognition	
Kaneland CUSD 302	2015	1.05	1.4	0.4	0.4	0.1	3.35	Review	
Kankakee SD 111	2015	1.05	1.05	0.2	0.4	0.3	3	Early Warning	
Kansas CUSD 3	2015	1.4	1.05	0.3	0.4	0.3	3.45	Review	
Keeneyville SD 20	2015	1.4	1.4	0.4	0.4	0.4	4	Recognition	
Kell Cons SD 2	2015	1.4	1.05	0.3	0.4	0.4	3.55	Recognition	
Kenilworth SD 38	2015	1.4	1.4	0.4	0.4	0.3	3.9	Recognition	
Kewanee CUSD 229	2015	1.4	1.4	0.4	0.4	0.3	3.9	Recognition	
Kildeer Countryside CCSD 96	2015	1.4	1.4	0.4	0.4	0.4	4	Recognition	
Kings Cons SD 144	2015	1.4	1.4	0.4	0.4	0.3	3.9	Recognition	
Kinnikinnick CCSD 131	2015	1.4	1.05	0.4	0.4	0.4	3.65	Recognition	
Kirby SD 140	2015	1.4	1.05	0.4	0.4	0.4	3.65	Recognition	

(FBRR = Fund Balance / Revenue Ratio - Weighting of 35%), (EXRV = Expenditures / Revenue Ratio - Weighting of 35%, DCOH = Days Cash on Hand - Weighting of 10%, STB = Short Term Borrowing - Weighting of 10%, and LTD = Long Term Debt - Weighting of 10%)

Note: Because Whiteside SD 115 did not submit an FY15 AFR, they are in the Financial Watch category.

<u>District Name</u>	<u>Data Year</u>	<u>FBRR</u>	<u>ERR</u>	<u>DCOH</u>	<u>STB</u>	<u>LTD</u>	<u>Total Score</u>	<u>Designation</u>	<u>District Comments</u>
Knoxville CUSD 202	2015	1.4	1.05	0.4	0.4	0.1	3.35	Review	
Komarek SD 94	2015	1.4	1.05	0.3	0.4	0.2	3.35	Review	
La Grange SD 102	2015	1.4	0.7	0.2	0.4	0.2	2.9	Early Warning	
La Grange SD 105 South	2015	1.4	1.4	0.4	0.4	0.2	3.8	Recognition	
La Harpe CSD 347	2015	1.4	0.7	0.3	0.4	0.1	2.9	Early Warning	While our expenditures have been relatively predictable, the revenues we receive from the State have not. If it were not for the General State Aid proration, or not receiving all of our mandated categorical payments, our District would be in much better financial shape.
La Moille CUSD 303	2015	1.4	1.05	0.4	0.4	0.4	3.65	Recognition	
La Salle ESD 122	2015	1.4	1.05	0.3	0.4	0.4	3.55	Recognition	
La Salle-Peru Twp HSD 120	2015	1.4	1.05	0.4	0.4	0.4	3.65	Recognition	
Ladd CCSD 94	2015	1.4	1.05	0.4	0.4	0.3	3.55	Recognition	
LaGrange Highlands SD 106	2015	1.4	1.4	0.4	0.4	0.4	4	Recognition	
Lake Bluff ESD 65	2015	1.4	1.4	0.4	0.4	0.2	3.8	Recognition	
Lake Forest CHSD 115	2015	1.05	1.4	0.4	0.4	0.3	3.55	Recognition	
Lake Forest SD 67	2015	1.05	1.4	0.4	0.4	0.4	3.65	Recognition	
Lake Park CHSD 108	2015	1.4	1.4	0.4	0.4	0.3	3.9	Recognition	
Lake Villa CCSD 41	2015	1.4	1.05	0.4	0.4	0.3	3.55	Recognition	
Lake Zurich CUSD 95	2015	1.4	1.4	0.4	0.4	0.4	4	Recognition	
Lansing SD 158	2015	1.4	1.4	0.4	0.4	0.2	3.8	Recognition	
Laraway CCSD 70C	2015	1.4	1.4	0.4	0.4	0.4	4	Recognition	
Lawrence County CUD 20	2015	1.4	1.05	0.3	0.4	0.1	3.25	Review	
Lebanon CUSD 9	2015	1.4	1.05	0.2	0.4	0.1	3.15	Review	
Leland CUSD 1	2015	1.4	1.4	0.4	0.4	0.3	3.9	Recognition	
Lemont Twp HSD 210	2015	1.4	1.05	0.4	0.4	0.2	3.45	Review	
Lemont-Bromberek CSD 113A	2015	1.4	1.4	0.4	0.4	0.4	4	Recognition	
Lena Winslow CUSD 202	2015	1.4	1.4	0.4	0.4	0.3	3.9	Recognition	

(FBRR = Fund Balance / Revenue Ratio - Weighting of 35%],[EXRV = Expenditures / Revenue Ratio - Weighting of 35%, DCOH = Days Cash on Hand - Weighting of 10%, STB = Short Term Borrowing - Weighting of 10%, and LTD = Long Term Debt - Weighting of 10%)

Note: Because Whiteside SD 115 did not submit an FY15 AFR, they are in the Financial Watch category.

District Name **Data Year** **FBRR** **ERR** **DCOH** **STB** **LTD** **Total Score** **Designation** **District Comments**

LeRoy CUSD 2	2015	1.4	1.05	0.3	0.4	0.2	3.35	Review	
Lewistown CUSD 97	2015	1.4	1.4	0.3	0.4	0.4	3.9	Recognition	
Lexington CUSD 7	2015	1.4	1.05	0.3	0.4	0.2	3.35	Review	
Leyden CHSD 212	2015	1.4	1.4	0.4	0.4	0.4	4	Recognition	
Liberty CUSD 2	2015	1.4	1.05	0.3	0.4	0.4	3.55	Recognition	
Libertyville SD 70	2015	1.4	1.05	0.4	0.4	0.4	3.65	Recognition	Late payments from the State of Illinois continue to have an adverse effect on the District.
Lick Creek CCSD 16	2015	1.4	1.05	0.3	0.4	0.2	3.35	Review	
Limestone CHSD 310	2015	1.4	1.05	0.3	0.4	0.4	3.55	Recognition	
Limestone Walters CCSD 316	2015	1.4	1.05	0.4	0.4	0.4	3.65	Recognition	Our Expenditure to Revenue ratio is high due to some building projects that were paid with funds on hand. No bonds were issued for this work.
Lincoln CHSD 404	2015	1.4	1.4	0.4	0.4	0.3	3.9	Recognition	
Lincoln ESD 156	2015	1.4	1.05	0.4	0.4	0.1	3.35	Review	
Lincoln ESD 27	2015	1.4	1.4	0.4	0.4	0.1	3.7	Recognition	
Lincoln Way CHSD 210	2015	0.7	1.05	0.1	0.4	0.1	2.35	Watch	
Lincolnshire-Prairieview SD 103	2015	1.4	1.4	0.4	0.4	0.4	4	Recognition	
Lincolnwood SD 74	2015	1.4	1.05	0.4	0.4	0.4	3.65	Recognition	
Lindop SD 92	2015	1.4	1.4	0.4	0.4	0.2	3.8	Recognition	
Lisbon CCSD 90	2015	1.4	1.05	0.4	0.4	0.4	3.65	Recognition	
Lisle CUSD 202	2015	1.4	1.4	0.4	0.4	0.4	4	Recognition	
Litchfield CUSD 12	2015	1.4	1.4	0.3	0.4	0.4	3.9	Recognition	
Lockport SD 91	2015	1.4	1.4	0.4	0.4	0.2	3.8	Recognition	The Board of Education continues to focus on finances and being good stewards of the district resources.
Lockport Twp HSD 205	2015	1.4	1.4	0.4	0.4	0.4	4	Recognition	
Lombard SD 44	2015	1.4	1.4	0.4	0.4	0.4	4	Recognition	
Lostant CUSD 425	2015	1.4	1.05	0.4	0.4	0.4	3.65	Recognition	
Lowpoint-Washburn CUSD 21	2015	1.4	1.05	0.3	0.4	0.4	3.55	Recognition	
Ludlow CCSD 142	2015	1.4	1.4	0.4	0.4	0.4	4	Recognition	

(FBRR = Fund Balance / Revenue Ratio - Weighting of 35%), (EXRV = Expenditures / Revenue Ratio - Weighting of 35%, DCOH = Days Cash on Hand - Weighting of 10%, STB = Short Term Borrowing - Weighting of 10%, and LTD = Long Term Debt - Weighting of 10%)

Note: Because Whiteside SD 115 did not submit an FY15 AFR, they are in the Financial Watch category.

District Name **Data Year** **FBRR** **ERR** **DCOH** **STB** **LTD** **Total Score** **Designation** **District Comments**

Lyons SD 103	2015	1.4	1.4	0.3	0.4	0.3	3.8	Recognition	
Lyons Twp HSD 204	2015	1.4	1.4	0.4	0.4	0.4	4	Recognition	
Macomb CUSD 185	2015	1.4	1.4	0.4	0.4	0.4	4	Recognition	Maintaining the District financial profile score is a top priority.
Madison CUSD 12	2015	1.05	1.05	0.2	0.4	0.2	2.9	Early Warning	
Maercker SD 60	2015	1.4	1.4	0.4	0.4	0.3	3.9	Recognition	Maercker School District 60 continues to be good stewards of taxpayer dollars and continues to manage expenditures well. We are proud of our financial position and strive to maintain fiscal responsibility.
Mahomet-Seymour CUSD 3	2015	1.4	1.05	0.2	0.4	0.2	3.25	Review	
Maine Township HSD 207	2015	1.4	1.05	0.4	0.4	0.4	3.65	Recognition	The District had a planned deficit for a one-time construction project. This deficit, was covered by Fund Balance.
Malden CCSD 84	2015	1.4	1.4	0.4	0.4	0.4	4	Recognition	Malden CCSD#84 continues to make tough but necessary choices to keep the district in sound financial status.
Manhattan SD 114	2015	1.4	1.05	0.4	0.4	0.2	3.45	Review	
Mannheim SD 83	2015	1.4	1.4	0.4	0.4	0.1	3.7	Recognition	
Manteno CUSD 5	2015	1.4	1.4	0.4	0.4	0.1	3.7	Recognition	
Marengo CHSD 154	2015	1.4	1.05	0.4	0.4	0.4	3.65	Recognition	
Marengo-Union E Cons D 165	2015	1.4	1.4	0.4	0.4	0.4	4	Recognition	
Marion CUSD 2	2015	1.05	1.4	0.2	0.4	0.3	3.35	Review	
Marissa CUSD 40	2015	1.05	1.05	0.2	0.4	0.4	3.1	Review	District 40 continues to monitor its financial health. However, the State of Illinois continues to prorate General State Aid. District 40 is heavily reliant upon General State Aid.
Maroa Forsyth CUSD 2	2015	1.05	1.05	0.2	0.4	0.1	2.8	Early Warning	
Marquardt SD 15	2015	1.4	1.4	0.4	0.4	0.3	3.9	Recognition	
Marseilles ESD 150	2015	1.4	1.4	0.4	0.4	0.4	4	Recognition	
Marshall CUSD 2C	2015	1.4	1.05	0.3	0.4	0.3	3.45	Review	
Martinsville CUSD 3C	2015	1.4	1.4	0.3	0.4	0.1	3.6	Recognition	
Mascoutah CUD 19	2015	1.4	1.05	0.4	0.4	0.1	3.35	Review	
Massac UD 1	2015	1.4	1.05	0.3	0.4	0.3	3.45	Review	
Matteson ESD 162	2015	1.4	1.4	0.3	0.4	0.1	3.6	Recognition	

(FBRR = Fund Balance / Revenue Ratio - Weighting of 35%), (ERRV = Expenditures / Revenue Ratio - Weighting of 35%, DCOH = Days Cash on Hand - Weighting of 10%, STB = Short Term Borrowing - Weighting of 10%, and LTD = Long Term Debt - Weighting of 10%)

Note: Because Whiteside SD 115 did not submit an FY15 AFR, they are in the Financial Watch category.

District Name Data Year FBRR ERR DCOH STB LTD Total Score Designation District Comments

Mattoon CUSD 2	2015	1.05	0.7	0.2	0.4	0.3	2.65	Early Warning	This procedure to determine the financial profile of a school district is not representative of the district's finances as it only looks at a snapshot of the district on a specific date. In addition, our district had \$2,997,345 in bonds for two roof projects that auditors did not allow us to claim as revenue, but we DID have to include the roof expenses of \$283,035 for FY 15 with the remaining \$2,667,929 to be expended in FY 16. Not allowing the almost \$3 million in revenue significantly decreased our financial profile score. In addition, the financial condition of the State of Illinois continues to hurt local district finances when categorical payments are delayed and general state aid is prorated.
Maywood-Melrose Park-Broadview 89	2015	1.4	1.05	0.3	0.4	0.1	3.25	Review	District 89 undertook a major reorganization in 2014-15 that resulted in the creation of two middle schools, a dual language academy, and six K-5 buildings. The reorganization required the careful planning of additional staff, transportation, and building modifications-all of which had an impact on the financial designation. The district is carefully budgeting future expenditures and revenues to ensure the sound financial future of the district.
Mazon-Verona-Kinsman ESD 2C	2015	1.4	1.05	0.4	0.4	0.4	3.65	Recognition	
McClellan CCSD 12	2015	1.4	0.7	0.3	0.4	0.2	3	Early Warning	
McHenry CCSD 15	2015	1.4	1.4	0.4	0.4	0.3	3.9	Recognition	
McHenry CHSD 156	2015	1.4	1.4	0.4	0.4	0.3	3.9	Recognition	
McLean County USD 5	2015	1.05	1.05	0.2	0.4	0.2	2.9	Early Warning	Years of prorated funding have taken a toll on all school districts in Illinois. Actual profile scores should be adjusted to show what they would have been with adequate funding from the State.
Medinah SD 11	2015	1.4	1.4	0.4	0.4	0.3	3.9	Recognition	
Mendota CCSD 289	2015	1.4	1.05	0.4	0.4	0.3	3.55	Recognition	
Mendota Twp HSD 280	2015	1.4	1.05	0.4	0.4	0.3	3.55	Recognition	
Mercer County School District 404	2015	1.4	1.4	0.3	0.4	0.4	3.9	Recognition	
Meredosia-Chambersburg CUSD 1	2015	1.4	1.05	0.4	0.4	0.4	3.65	Recognition	
Meridian CUSD 101	2015	1.05	1.05	0.2	0.4	0.1	2.8	Early Warning	
Meridian CUSD 15	2015	1.05	1.05	0.2	0.4	0.1	2.8	Early Warning	
Meridian CUSD 223	2015	1.4	1.4	0.3	0.4	0.3	3.8	Recognition	
Metamora CCSD 1	2015	1.4	1.05	0.3	0.4	0.1	3.25	Review	

(FBRR = Fund Balance / Revenue Ratio - Weighting of 35%), (ERRV = Expenditures / Revenue Ratio - Weighting of 35%, DCOH = Days Cash on Hand - Weighting of 10%, STB = Short Term Borrowing - Weighting of 10%, and LTD = Long Term Debt - Weighting of 10%)

Note: Because Whiteside SD 115 did not submit an FY15 AFR, they are in the Financial Watch category.

<u>District Name</u>	<u>Data Year</u>	<u>FBRR</u>	<u>ERR</u>	<u>DCOH</u>	<u>STB</u>	<u>LTD</u>	<u>Total Score</u>	<u>Designation</u>	<u>District Comments</u>
Midland CUSD 7	2015	1.4	1.05	0.4	0.4	0.4	3.65	Recognition	
Midlothian SD 143	2015	1.4	1.05	0.4	0.4	0.4	3.65	Recognition	
Midwest Central CUSD 191	2015	1.4	1.05	0.4	0.4	0.3	3.55	Recognition	Midwest Central has continued to reduce expenses and retire debt. These two strategies have helped the district maintain positive Financial Profile scores the last three years in spite of drastically reduced funding from the State of Illinois.
Milford Area PSD 124	2015	1.4	1.05	0.4	0.4	0.4	3.65	Recognition	
Millburn CCSD 24	2015	0.35	1.4	0.3	0.4	0.1	2.55	Watch	
Miller Twp CCSD 210	2015	1.4	0.35	0.2	0.4	0.4	2.75	Early Warning	
Millstadt CCSD 160	2015	1.4	1.05	0.3	0.4	0.2	3.35	Review	
Minooka CCSD 201	2015	1.4	1.05	0.4	0.4	0.1	3.35	Review	
Minooka CHSD 111	2015	1.4	1.05	0.4	0.4	0.1	3.35	Review	
Mokena SD 159	2015	1.4	1.05	0.4	0.4	0.4	3.65	Recognition	
Moline-Coal Valley CUSD 40	2015	1.4	1.4	0.4	0.4	0.4	4	Recognition	
Momence CUSD 1	2015	1.05	1.05	0.2	0.4	0.2	2.9	Early Warning	
Monmouth-Roseville CUSD 238	2015	1.4	1.4	0.3	0.4	0.4	3.9	Recognition	
Monroe SD 70	2015	1.4	1.05	0.4	0.4	0.4	3.65	Recognition	
Monticello CUSD 25	2015	1.4	1.4	0.4	0.4	0.4	4	Recognition	Monticello CUSD 25 is proud to have and AFR profile score of 4.0.
Montmorency CCSD 145	2015	1.4	1.05	0.4	0.4	0.2	3.45	Review	Expenditure to Revenue ratio is largely due to the cuts in GSA. Long term debt is due to the building improvements in the summer of 2013.
Morris CHSD 101	2015	1.05	0.7	0.2	0.4	0.4	2.75	Early Warning	District 101 continues to make expenditure reductions in order to account for declining EAV. The EAV is expected to increase over the next several years. The District is targeting \$500,000 in Education fund reductions for the 2016-2017 school year.
Morris SD 54	2015	1.4	0.35	0.2	0.4	0.1	2.45	Watch	
Morrison CUSD 6	2015	1.4	1.4	0.4	0.4	0.3	3.9	Recognition	
Morrisonville CUSD 1	2015	1.4	1.05	0.3	0.4	0.3	3.45	Review	We continue to stay in the Financial Review designation.
Morton CUSD 709	2015	1.4	1.05	0.4	0.4	0.4	3.65	Recognition	
Morton Grove SD 70	2015	1.4	1.4	0.4	0.4	0.3	3.9	Recognition	

(FBRR = Fund Balance / Revenue Ratio - Weighting of 35%],[EXRV = Expenditures / Revenue Ratio - Weighting of 35%, DCOH = Days Cash on Hand - Weighting of 10%, STB = Short Term Borrowing - Weighting of 10%, and LTD = Long Term Debt - Weighting of 10%)

Note: Because Whiteside SD 115 did not submit an FY15 AFR, they are in the Financial Watch category.

<u>District Name</u>	<u>Data Year</u>	<u>FBRR</u>	<u>ERR</u>	<u>DCOH</u>	<u>STB</u>	<u>LTD</u>	<u>Total Score</u>	<u>Designation</u>	<u>District Comments</u>
Mount Olive CUSD 5	2015	1.05	1.05	0.2	0.4	0.4	3.1	Review	
Mount Prospect SD 57	2015	1.4	1.4	0.4	0.4	0.4	4	Recognition	
Mount Vernon SD 80	2015	1.4	1.05	0.3	0.4	0.3	3.45	Review	
Mt Pulaski CUSD 23	2015	1.4	1.4	0.3	0.4	0.4	3.9	Recognition	
Mt Vernon Twp HSD 201	2015	1.4	1.4	0.3	0.4	0.1	3.6	Recognition	
Mt Zion CUSD 3	2015	1.4	1.4	0.3	0.4	0.1	3.6	Recognition	
Mulberry Grove CUSD 1	2015	1.4	1.05	0.3	0.4	0.2	3.35	Review	
Mundelein Cons HSD 120	2015	1.4	1.4	0.4	0.4	0.3	3.9	Recognition	
Mundelein ESD 75	2015	1.4	1.05	0.4	0.4	0.2	3.45	Review	
Murphysboro CUSD 186	2015	1.05	1.05	0.2	0.4	0.4	3.1	Review	Fiscal year 2015 is the 4th year that the district scores in the "Review" category on the AFR District Financial Profile Report, despite significant reductions in state funding.
N Pekin & Marquette Hght SD 102	2015	1.4	1.4	0.4	0.4	0.2	3.8	Recognition	
Naperville CUSD 203	2015	1.4	1.4	0.4	0.4	0.4	4	Recognition	
Nashville CCSD 49	2015	1.4	1.05	0.4	0.4	0.3	3.55	Recognition	
Nashville CHSD 99	2015	1.4	1.05	0.4	0.4	0.4	3.65	Recognition	
Nauvoo-Colusa CUSD 325	2015	1.05	1.4	0.2	0.4	0.4	3.45	Review	
Neoga CUSD 3	2015	0.7	1.05	0.2	0.4	0.3	2.65	Early Warning	
Nettle Creek CCSD 24C	2015	1.4	1.05	0.4	0.4	0.4	3.65	Recognition	
New Athens CUSD 60	2015	1.4	0.7	0.3	0.4	0.3	3.1	Review	
New Berlin CUSD 16	2015	1.4	1.4	0.4	0.4	0.2	3.8	Recognition	
New Holland-Middletown ED 88	2015	1.4	1.4	0.4	0.4	0.4	4	Recognition	
New Hope CCSD 6	2015	1.4	1.05	0.4	0.4	0.3	3.55	Recognition	

(FBRR = Fund Balance / Revenue Ratio - Weighting of 35%],[EXRV = Expenditures / Revenue Ratio - Weighting of 35%, DCOH = Days Cash on Hand - Weighting of 10%, STB = Short Term Borrowing - Weighting of 10%, and LTD = Long Term Debt - Weighting of 10%)

Note: Because Whiteside SD 115 did not submit an FY15 AFR, they are in the Financial Watch category.

District Name Data Year FBRR ERR DCOH STB LTD Total Score Designation District Comments

New Lenox SD 122	2015	1.4	1.05	0.3	0.4	0.1	3.25	Review	NLSD122 scored exceptionally well on all the ISBE financial metrics except for the Long Term Debt Margin metric. NLSD122 received the lowest score possible on this metric which pulls NLSD122's overall score down. It is important to note that ISBE's Long Term Debt Margin does not take into account various factors such as the fact that NLSD122 had an exploding growth provision approved which actually increased the district's debt level allowed. If one accounts for this approved provision, NLSD122 does in fact still have a significant amount of debt margin remaining and allowed.
New Simpson Hill SD 32	2015	1.4	1.05	0.3	0.4	0.3	3.45	Review	
New Trier Twp HSD 203	2015	1.4	1.4	0.4	0.4	0.3	3.9	Recognition	
Newark CCSD 66	2015	1.4	1.05	0.4	0.4	0.3	3.55	Recognition	
Newark CHSD 18	2015	1.4	1.05	0.4	0.4	0.4	3.65	Recognition	
Niles ESD 71	2015	1.4	1.4	0.4	0.4	0.4	4	Recognition	
Niles Twp CHSD 219	2015	1.4	1.4	0.4	0.4	0.2	3.8	Recognition	
Nippersink SD 2	2015	1.4	1.4	0.4	0.4	0.4	4	Recognition	
Nokomis CUSD 22	2015	1.4	1.05	0.4	0.4	0.4	3.65	Recognition	
NorrIDGE SD 80	2015	1.4	1.05	0.3	0.4	0.4	3.55	Recognition	The District's financial profile score decreased from 3.65 in 2014 to 3.55 in 2015. The score still ranks the District in the "recognition" category. The District dropped .10 point in the Day Cash on Hand category. Fund balance to revenue, short term borrowing and long term borrowing received the maximum score of 4 points. Days cash on hand received a 3 and Expenditures to revenue received a 2.
Norris City-Omaha-Enfield CUSD 3	2015	1.05	1.05	0.2	0.4	0.4	3.1	Review	
North Boone CUSD 200	2015	1.4	1.4	0.4	0.4	0.2	3.8	Recognition	
North Chicago SD 187	2015	1.4	1.4	0.3	0.4	0.1	3.6	Recognition	
North Clay CUSD 25	2015	1.4	1.4	0.4	0.4	0.4	4	Recognition	
North Greene CUSD 3	2015	1.05	1.05	0.2	0.4	0.4	3.1	Review	
North Mac CUSD 34	2015	1.4	1.4	0.3	0.4	0.4	3.9	Recognition	
North Palos SD 117	2015	1.4	1.4	0.4	0.4	0.2	3.8	Recognition	
North Shore SD 112	2015	1.4	1.4	0.4	0.4	0.4	4	Recognition	
North Wamac SD 186	2015	1.4	1.4	0.4	0.4	0.4	4	Recognition	

(FBRR = Fund Balance / Revenue Ratio - Weighting of 35%), (EXRV = Expenditures / Revenue Ratio - Weighting of 35%, DCOH = Days Cash on Hand - Weighting of 10%, STB = Short Term Borrowing - Weighting of 10%, and LTD = Long Term Debt - Weighting of 10%)

Note: Because Whiteside SD 115 did not submit an FY15 AFR, they are in the Financial Watch category.

District Name Data Year FBRR ERR DCOH STB LTD Total Score Designation District Comments

Oglesby ESD 125	2015	1.4	1.05	0.4	0.4	0.3	3.55	Recognition	
Ohio CCSD 17	2015	1.4	1.4	0.4	0.4	0.4	4	Recognition	
Ohio CHSD 505	2015	1.4	1.4	0.4	0.4	0.4	4	Recognition	
Okaw Valley CUSD 302	2015	1.4	1.4	0.4	0.4	0.4	4	Recognition	
Olympia CUSD 16	2015	1.4	1.05	0.3	0.4	0.3	3.45	Review	
Opdyke-Belle-Rive CCSD 5	2015	1.4	1.4	0.4	0.4	0.4	4	Recognition	
Orangeville CUSD 203	2015	1.4	1.05	0.3	0.4	0.3	3.45	Review	
Oregon CUSD 220	2015	1.4	1.4	0.4	0.4	0.3	3.9	Recognition	
Orion CUSD 223	2015	1.4	1.05	0.3	0.4	0.3	3.45	Review	
Orland SD 135	2015	1.4	1.05	0.4	0.4	0.4	3.65	Recognition	
Ottawa ESD 141	2015	1.05	0.7	0.2	0.4	0.3	2.65	Early Warning	
Ottawa Twp HSD 140	2015	1.4	1.05	0.4	0.4	0.3	3.55	Recognition	District revenues are at the same level as they were in 2007. This has caused the District's expenditures to be greater than its revenues over the last 8 years and also forced the District to issue working cash bonds to account for the deficit spending.
Palatine CCSD 15	2015	1.4	1.4	0.3	0.4	0.4	3.9	Recognition	
Palestine CUSD 3	2015	1.05	1.4	0.2	0.4	0.3	3.35	Review	
Palos CCSD 118	2015	1.4	1.4	0.4	0.4	0.4	4	Recognition	This marks the 9th straight year the district has scored the highest Financial Profile Designation.
Palos Heights SD 128	2015	1.4	1.4	0.4	0.4	0.4	4	Recognition	
Pana CUSD 8	2015	1.4	1.05	0.4	0.4	0.3	3.55	Recognition	
Panhandle CUSD 2	2015	1.4	1.05	0.3	0.4	0.3	3.45	Review	Our score is a direct result of the continued proration of General State Aid. If GSA would have been fully funded during this fiscal year, the district would not have experienced a negative expenditures to revenue ratio. The district's profile score would be above 3.50 if GSA was funded according to statutory requirements at the state level.
Paris CUSD 4	2015	1.4	1.05	0.3	0.4	0.2	3.35	Review	
Paris-Union SD 95	2015	1.4	1.05	0.3	0.4	0.1	3.25	Review	
Park Forest SD 163	2015	1.4	1.4	0.3	0.4	0.1	3.6	Recognition	
Park Ridge CCSD 64	2015	1.4	1.4	0.4	0.4	0.4	4	Recognition	

(FBRR = Fund Balance / Revenue Ratio - Weighting of 35%), (EXRV = Expenditures / Revenue Ratio - Weighting of 35%, DCOH = Days Cash on Hand - Weighting of 10%, STB = Short Term Borrowing - Weighting of 10%, and LTD = Long Term Debt - Weighting of 10%)

Note: Because Whiteside SD 115 did not submit an FY15 AFR, they are in the Financial Watch category.

District Name Data Year FBRR ERR DCOH STB LTD Total Score Designation District Comments

Patoka CUSD 100	2015	1.4	1.05	0.3	0.4	0.4	3.55	Recognition	
Paw Paw CUSD 271	2015	1.4	1.05	0.3	0.4	0.1	3.25	Review	
Pawnee CUSD 11	2015	1.4	1.4	0.4	0.4	0.4	4	Recognition	
Paxton-Buckley-Loda CUD 10	2015	1.4	1.05	0.4	0.4	0.4	3.65	Recognition	
Payson CUSD 1	2015	1.4	1.4	0.4	0.4	0.3	3.9	Recognition	
Pearl City CUSD 200	2015	1.4	1.05	0.3	0.4	0.4	3.55	Recognition	
Pecatonica CUSD 321	2015	1.4	1.05	0.4	0.4	0.4	3.65	Recognition	
Pekin CSD 303	2015	1.4	1.4	0.4	0.4	0.3	3.9	Recognition	
Pekin PSD 108	2015	1.05	1.05	0.2	0.4	0.4	3.1	Review	
Pembroke CCSD 259	2015	1.05	0.7	0.1	0.4	0.4	2.65	Early Warning	
Pennoyer SD 79	2015	1.05	1.05	0.2	0.4	0.3	3	Early Warning	
Peoria Heights CUSD 325	2015	1.4	1.05	0.4	0.4	0.2	3.45	Review	
Peoria SD 150	2015	1.05	1.05	0.2	0.4	0.1	2.8	Early Warning	
Peotone CUSD 207U	2015	1.4	0.7	0.3	0.4	0.3	3.1	Review	
Peru ESD 124	2015	1.4	1.05	0.3	0.4	0.1	3.25	Review	

The percentage of long term debt results directly from the district's 2008 and 2009 issue of \$19.5 million in bonds for the construction of Parkside Middle School. While the district's loss of points on the long-term debt margin remaining is expected with the formula used by ISBE, it is actually incorrect. ISBE does not recognize the fact that Peru ESD 124 actually maintains a high percentage of its total debt margin since the district's use of alternate revenue bonds does not count against the district's long-term debt. If this calculation was applied, the district would have a total 2016 Financial Profile Score of 3.55 and we would have "Recognition" status.

Pikeland CUSD 10	2015	1.4	1.05	0.3	0.4	0.4	3.55	Recognition	
Pinckneyville CHSD 101	2015	1.05	0.7	0.2	0.4	0.1	2.45	Watch	
Pinckneyville SD 50	2015	1.4	1.05	0.3	0.4	0.4	3.55	Recognition	
Plainfield SD 202	2015	1.05	1.4	0.3	0.4	0.2	3.35	Review	
Plano CUSD 88	2015	1.4	1.4	0.4	0.4	0.1	3.7	Recognition	
Pleasant Hill CUSD 3	2015	1.4	0.35	0.2	0.4	0.2	2.55	Watch	

(FBRR = Fund Balance / Revenue Ratio - Weighting of 35%), [EXRV = Expenditures / Revenue Ratio - Weighting of 35%, DCOH = Days Cash on Hand - Weighting of 10%, STB = Short Term Borrowing - Weighting of 10%, and LTD = Long Term Debt - Weighting of 10%)

Note: Because Whiteside SD 115 did not submit an FY15 AFR, they are in the Financial Watch category.

District Name **Data Year** **FBRR** **ERR** **DCOH** **STB** **LTD** **Total Score** **Designation** **District Comments**

Pleasant Hill SD 69	2015	1.4	1.05	0.4	0.4	0.3	3.55	Recognition	
Pleasant Plains CUSD 8	2015	1.4	1.05	0.4	0.4	0.4	3.65	Recognition	
Pleasant Valley SD 62	2015	1.4	1.4	0.4	0.4	0.4	4	Recognition	
Pleasantdale SD 107	2015	1.4	1.4	0.4	0.4	0.4	4	Recognition	
Polo CUSD 222	2015	1.4	1.4	0.4	0.4	0.4	4	Recognition	
Pontiac CCSD 429	2015	1.4	1.05	0.3	0.4	0.4	3.55	Recognition	
Pontiac Twp HSD 90	2015	0.7	1.4	0.2	0.4	0.3	3	Early Warning	
Pontiac-W Holliday SD 105	2015	1.4	1.05	0.3	0.4	0.4	3.55	Recognition	
Pope Co CUD 1	2015	1.4	1.05	0.4	0.4	0.4	3.65	Recognition	
Porta CUSD 202	2015	1.4	0.7	0.3	0.4	0.2	3	Early Warning	If the State of Illinois were rated on such a scale, the Federal Government would have taken over long ago.
Posen-Robbins ESD 143-5	2015	1.4	1.4	0.4	0.4	0.2	3.8	Recognition	
Potomac CUSD 10	2015	1.4	1.05	0.4	0.4	0.3	3.55	Recognition	
Prairie Central CUSD 8	2015	1.4	1.05	0.3	0.4	0.4	3.55	Recognition	
Prairie Du Rocher CCSD 134	2015	1.4	1.05	0.3	0.4	0.4	3.55	Recognition	
Prairie Grove CSD 46	2015	1.4	1.4	0.4	0.4	0.3	3.9	Recognition	
Prairie Hill CCSD 133	2015	1.4	1.05	0.4	0.4	0.1	3.35	Review	
Prairie-Hills ESD 144	2015	1.4	1.4	0.3	0.4	0.1	3.6	Recognition	
Prairieview-Ogden CCSD 197	2015	1.4	1.4	0.4	0.4	0.4	4	Recognition	We would be in better financial shape if the State would stop Pro-rating.
Princeton ESD 115	2015	0.7	0.7	0.1	0.4	0.4	2.3	Watch	
Princeton HSD 500	2015	1.4	1.05	0.4	0.4	0.4	3.65	Recognition	
Princeville CUSD 326	2015	1.4	1.05	0.3	0.4	0.1	3.25	Review	The District continues to develop strategies to improve the Financial Profile Score, despite reduced funding from the State.
Prophetstown-Lyndon-Tampico CU	2015	1.4	1.05	0.3	0.4	0.4	3.55	Recognition	
Prospect Heights SD 23	2015	1.4	1.05	0.3	0.4	0.3	3.45	Review	
Proviso Twp HSD 209	2015	1.4	1.4	0.4	0.4	0.3	3.9	Recognition	
Putnam County CUSD 535	2015	1.4	1.05	0.4	0.4	0.4	3.65	Recognition	

(FBRR = Fund Balance / Revenue Ratio - Weighting of 35%), (ERRV = Expenditures / Revenue Ratio - Weighting of 35%, DCOH = Days Cash on Hand - Weighting of 10%, STB = Short Term Borrowing - Weighting of 10%, and LTD = Long Term Debt - Weighting of 10%)

Note: Because Whiteside SD 115 did not submit an FY15 AFR, they are in the Financial Watch category.

District Name Data Year FBRR ERR DCOH STB LTD Total Score Designation District Comments

Queen Bee SD 16	2015	1.4	1.4	0.3	0.4	0.1	3.6	Recognition	
Quincy SD 172	2015	1.05	1.05	0.2	0.4	0.4	3.1	Review	
R O W V A CUSD 208	2015	1.4	1.05	0.3	0.4	0.2	3.35	Review	
Raccoon Cons SD 1	2015	1.4	1.05	0.4	0.4	0.4	3.65	Recognition	
Ramsey CUSD 204	2015	1.4	1.05	0.4	0.4	0.4	3.65	Recognition	
Rankin CSD 98	2015	1.4	1.4	0.4	0.4	0.3	3.9	Recognition	
Rantoul City SD 137	2015	1.4	1.4	0.3	0.4	0.1	3.6	Recognition	
Rantoul Township HSD 193	2015	1.4	1.4	0.4	0.4	0.3	3.9	Recognition	
Reavis Twp HSD 220	2015	1.4	1.05	0.3	0.4	0.3	3.45	Review	
Red Bud CUSD 132	2015	1.4	1.4	0.4	0.4	0.4	4	Recognition	
Red Hill CUSD 10	2015	0.7	1.4	0.1	0.4	0.2	2.8	Early Warning	
Reed Custer CUSD 255U	2015	1.4	1.4	0.4	0.4	0.4	4	Recognition	
Rhodes SD 84-5	2015	1.4	1.05	0.4	0.4	0.3	3.55	Recognition	The Fiscal Year 2015 expenditures included major renovation projects in the building, which addressed classroom and structural changes/updates needed in the building.
Rich Twp HSD 227	2015	1.4	1.4	0.4	0.4	0.2	3.8	Recognition	
Richland County CUSD 1	2015	1.4	1.05	0.3	0.4	0.2	3.35	Review	
Richland GSD 88A	2015	1.4	1.4	0.3	0.4	0.1	3.6	Recognition	
Richmond-Burton CHSD 157	2015	1.4	1.4	0.4	0.4	0.3	3.9	Recognition	
Ridgeland SD 122	2015	1.4	1.4	0.4	0.4	0.1	3.7	Recognition	
Ridgeview CUSD 19	2015	1.4	1.4	0.4	0.4	0.4	4	Recognition	
Ridgewood CHSD 234	2015	1.4	1.4	0.4	0.4	0.1	3.7	Recognition	
Riley CCSD 18	2015	1.4	1.4	0.4	0.4	0.4	4	Recognition	Riley CCSD 18 has over a number of years saved funds to be able to make building improvements that would eliminate mobile classrooms and provide other building improvements. These projects are currently being considered by the board.
River Bend CUSD 2	2015	1.4	1.05	0.3	0.4	0.4	3.55	Recognition	The District continues to monitor expenses vs revenue received.
River Forest SD 90	2015	1.4	1.4	0.4	0.4	0.4	4	Recognition	District 90 places a priority on fiscal prudence. Each year it will strive for Financial Recognition.

(FBRR = Fund Balance / Revenue Ratio - Weighting of 35%), (EXRV = Expenditures / Revenue Ratio - Weighting of 35%, DCOH = Days Cash on Hand - Weighting of 10%, STB = Short Term Borrowing - Weighting of 10%, and LTD = Long Term Debt - Weighting of 10%)

Note: Because Whiteside SD 115 did not submit an FY15 AFR, they are in the Financial Watch category.

District Name Data Year FBRR ERR DCOH STB LTD Total Score Designation District Comments

River Grove SD 85-5	2015	1.4	1.05	0.3	0.4	0.3	3.45	Review	
River Ridge CUSD 210	2015	1.4	1.4	0.4	0.4	0.4	4	Recognition	
River Trails SD 26	2015	1.4	1.4	0.4	0.4	0.3	3.9	Recognition	
Riverdale CUSD 100	2015	1.4	1.05	0.3	0.4	0.4	3.55	Recognition	
Riverside SD 96	2015	1.4	1.4	0.4	0.4	0.4	4	Recognition	
Riverside-Brookfield Twp SD 208	2015	1.4	1.4	0.4	0.4	0.1	3.7	Recognition	
Riverton CUSD 14	2015	1.4	1.05	0.4	0.4	0.3	3.55	Recognition	
Riverview CCSD 2	2015	1.4	1.05	0.4	0.4	0.4	3.65	Recognition	
Roanoke Benson CUSD 60	2015	1.4	1.05	0.3	0.4	0.2	3.35	Review	
Robein SD 85	2015	1.4	1.05	0.4	0.4	0.4	3.65	Recognition	
Robinson CUSD 2	2015	1.4	1.05	0.3	0.4	0.2	3.35	Review	
Rochelle CCSD 231	2015	1.4	1.4	0.4	0.4	0.2	3.8	Recognition	
Rochelle Twp HSD 212	2015	1.4	1.4	0.4	0.4	0.2	3.8	Recognition	
Rochester CUSD 3A	2015	1.4	1.05	0.4	0.4	0.1	3.35	Review	The Expenditure to Revenue ratio is a direct result in continued cuts in state funding. If the current level of state funding does not improve the district will face decisions that will impact the learning environment for students.
Rock Falls ESD 13	2015	1.05	1.05	0.2	0.4	0.1	2.8	Early Warning	The District Financial Profile is lower than usual due to the selling of Bonds that will be repaid using the 1% School Facilities Sales Tax revenue.
Rock Falls Twp HSD 301	2015	1.4	1.05	0.4	0.4	0.4	3.65	Recognition	
Rock Island SD 41	2015	1.4	1.4	0.3	0.4	0.3	3.8	Recognition	The District continues to be fiscally responsible to the tax payers. The Profile score increased from 3.35 and Review status to 3.80 Recognition status.
Rockdale SD 84	2015	1.4	1.4	0.3	0.4	0.3	3.8	Recognition	
Rockford SD 205	2015	1.4	1.4	0.3	0.4	0.2	3.7	Recognition	
Rockridge CUSD 300	2015	1.4	1.05	0.3	0.4	0.3	3.45	Review	
Rockton SD 140	2015	1.4	1.4	0.3	0.4	0.3	3.8	Recognition	Our Financial Profile Score of 3.80 was raised from the previous year's score of 2.75.
Rome CCSD 2	2015	1.4	1.05	0.4	0.4	0.4	3.65	Recognition	
Rondout SD 72	2015	1.4	1.4	0.4	0.4	0.4	4	Recognition	

(FBRR = Fund Balance / Revenue Ratio - Weighting of 35%), [EXRV = Expenditures / Revenue Ratio - Weighting of 35%, DCOH = Days Cash on Hand - Weighting of 10%, STB = Short Term Borrowing - Weighting of 10%, and LTD = Long Term Debt - Weighting of 10%)

Note: Because Whiteside SD 115 did not submit an FY15 AFR, they are in the Financial Watch category.

<u>District Name</u>	<u>Data Year</u>	<u>FBRR</u>	<u>ERR</u>	<u>DCOH</u>	<u>STB</u>	<u>LTD</u>	<u>Total Score</u>	<u>Designation</u>	<u>District Comments</u>
Rooks Creek CCSD 425	2015	1.4	1.05	0.4	0.4	0.4	3.65	Recognition	The District's expenditure to revenue ratio was lower due to the district paying for additional administrators during the school year due to an unforeseen administrative illness.
Roselle SD 12	2015	1.4	1.05	0.4	0.4	0.3	3.55	Recognition	District 12 has made reductions and is investigating all avenues to increase our revenue in order to establish long-term financial stability for the District.
Rosemont ESD 78	2015	1.4	1.05	0.3	0.4	0.4	3.55	Recognition	
Rossville-Alvin CUSD 7	2015	1.4	1.05	0.4	0.4	0.1	3.35	Review	
Round Lake CUSD 116	2015	1.4	1.05	0.4	0.4	0.1	3.35	Review	Round Lake Area CUSD #116 continues to be fiscally strong in order to serve the students of our District. We continually strive to offer a quality education to our students but with reduced revenues, increasing expenditures and unfunded state mandates, students will ultimately be impacted by necessary budget cuts. For the 2014-2015 school year, the District expenditures exceeded revenue primarily due to reduced state funding, higher than anticipated special education costs, new technology for PARCC testing and additional funds allocated to maintaining our schools. Many of these expenditure overages were one-time decisions and the District does not expect expenditures to exceed revenue in the future. This should return the District to a Financial Profile Status of Recognition.
Roxana CUSD 1	2015	1.4	1.4	0.4	0.4	0.3	3.9	Recognition	
Rutland CCSD 230	2015	1.4	1.05	0.4	0.4	0.4	3.65	Recognition	
Salem CHSD 600	2015	1.4	1.4	0.4	0.4	0.4	4	Recognition	
Salem SD 111	2015	1.4	1.4	0.4	0.4	0.4	4	Recognition	
Salt Creek SD 48	2015	1.4	1.4	0.4	0.4	0.4	4	Recognition	
Sandoval CUSD 501	2015	1.05	1.4	0.2	0.4	0.3	3.35	Review	
Sandridge SD 172	2015	1.4	1.4	0.3	0.4	0.4	3.9	Recognition	
Sandwich CUSD 430	2015	0.35	1.05	0.1	0.4	0.4	2.3	Watch	
Sangamon Valley CUSD 9	2015	1.4	1.4	0.4	0.4	0.4	4	Recognition	
Saratoga CCSD 60C	2015	1.4	1.05	0.4	0.4	0.2	3.45	Review	The District has received Financial Recognition since 2006 and has healthy fund balances in all operating funds. Due to the economy, the District's tax base has dropped 20% since Tax Year 2009. As of the close of FY 2015, the District had not received the final categorical payments for special education and transportation. Once those adjustments have been made by the State Board of Education the District's category should change from Financial Review to Financial Recognition.

(FBRR = Fund Balance / Revenue Ratio - Weighting of 35%), (EXRV = Expenditures / Revenue Ratio - Weighting of 35%, DCOH = Days Cash on Hand - Weighting of 10%, STB = Short Term Borrowing - Weighting of 10%, and LTD = Long Term Debt - Weighting of 10%)

Note: Because Whiteside SD 115 did not submit an FY15 AFR, they are in the Financial Watch category.

District Name Data Year FBRR ERR DCOH STB LTD Total Score Designation District Comments

Saunemin CCSD 438	2015	1.4	1.4	0.4	0.4	0.4	4	Recognition	
Scales Mound CUSD 211	2015	1.4	1.4	0.4	0.4	0.4	4	Recognition	
Schaumburg CCSD 54	2015	1.4	1.05	0.4	0.4	0.4	3.65	Recognition	Planned use of accumulated reserves for capital outlay.
Schiller Park SD 81	2015	1.4	1.4	0.4	0.4	0.1	3.7	Recognition	The District continues to manage expenditures closely. The higher debt burden is due to a voter approved referendum for a new Middle School in 2009.
Schuyler-Industry CUSD 5	2015	1.05	1.05	0.2	0.4	0.3	3	Early Warning	
Scott-Morgan CUSD 2	2015	1.4	1.05	0.4	0.4	0.4	3.65	Recognition	
SD 45 DuPage County	2015	1.4	1.4	0.4	0.4	0.2	3.8	Recognition	
SD U-46	2015	1.4	1.4	0.4	0.4	0.2	3.8	Recognition	
Selmaville CCSD 10	2015	1.4	1.05	0.4	0.4	0.3	3.55	Recognition	
Seneca CCSD 170	2015	1.4	1.4	0.4	0.4	0.4	4	Recognition	
Seneca Twp HSD 160	2015	1.4	1.4	0.4	0.4	0.4	4	Recognition	
Serena CUSD 2	2015	1.4	1.05	0.4	0.4	0.3	3.55	Recognition	We lose points in 2 areas: our debt margin which is related to construction bonds and our lack of revenue stream as a result of inadequate funding at the State and Federal levels.
Sesser-Vailier CUSD 196	2015	1.4	1.05	0.4	0.4	0.4	3.65	Recognition	
Shawnee CUSD 84	2015	1.4	1.4	0.3	0.4	0.4	3.9	Recognition	
Shelbyville CUSD 4	2015	1.4	1.4	0.4	0.4	0.3	3.9	Recognition	
Sherrard CUSD 200	2015	1.4	1.05	0.4	0.4	0.3	3.55	Recognition	
Shiloh CUSD 1	2015	1.4	1.4	0.4	0.4	0.4	4	Recognition	
Shiloh Village SD 85	2015	1.4	0.7	0.2	0.4	0.2	2.9	Early Warning	
Shirland CCSD 134	2015	1.4	1.4	0.4	0.4	0.4	4	Recognition	
Signal Hill SD 181	2015	1.4	1.05	0.4	0.4	0.1	3.35	Review	
Silvis SD 34	2015	1.4	1.05	0.4	0.4	0.2	3.45	Review	
Skokie SD 68	2015	1.4	1.05	0.4	0.4	0.4	3.65	Recognition	
Skokie SD 69	2015	1.4	1.4	0.4	0.4	0.3	3.9	Recognition	
Skokie SD 73-5	2015	1.4	1.4	0.4	0.4	0.3	3.9	Recognition	
Smithton CCSD 130	2015	1.4	1.05	0.4	0.4	0.4	3.65	Recognition	

(FBRR = Fund Balance / Revenue Ratio - Weighting of 35%],[EXRV = Expenditures / Revenue Ratio - Weighting of 35%, DCOH = Days Cash on Hand - Weighting of 10%, STB = Short Term Borrowing - Weighting of 10%, and LTD = Long Term Debt - Weighting of 10%)

Note: Because Whiteside SD 115 did not submit an FY15 AFR, they are in the Financial Watch category.

<u>District Name</u>	<u>Data Year</u>	<u>FBRR</u>	<u>ERR</u>	<u>DCOH</u>	<u>STB</u>	<u>LTD</u>	<u>Total Score</u>	<u>Designation</u>	<u>District Comments</u>
Somonauk CUSD 432	2015	1.4	1.4	0.4	0.4	0.3	3.9	Recognition	
South Central CUD 401	2015	1.4	1.05	0.3	0.4	0.3	3.45	Review	The District has worked very hard to maintain educational programs and continue to be fiscally responsible to the taxpayers.
South Fork SD 14	2015	1.4	1.4	0.3	0.4	0.2	3.7	Recognition	
South Holland SD 150	2015	1.4	1.4	0.4	0.4	0.3	3.9	Recognition	SD 150 works hard to use taxpayers fund wisely and with integrity. It is the board's and administration's goal to keep the district financially solvent.
South Holland SD 151	2015	1.4	1.4	0.4	0.4	0.1	3.7	Recognition	
South Pekin SD 137	2015	1.4	1.05	0.3	0.4	0.1	3.25	Review	
South Wilmington CCSD 74	2015	0.35	0.35	0.1	0.4	0.4	1.6	Watch	
Southeastern CUSD 337	2015	1.4	1.05	0.3	0.4	0.4	3.55	Recognition	
Southwestern CUSD 9	2015	1.4	1.05	0.3	0.4	0.2	3.35	Review	
Sparta CUSD 140	2015	1.05	0.7	0.2	0.4	0.3	2.65	Early Warning	
Spoon River Valley CUSD 4	2015	1.4	1.4	0.4	0.4	0.4	4	Recognition	
Spring Lake CCSD 606	2015	0.35	1.4	0.1	0.4	0.4	2.65	Early Warning	
Spring Valley CCSD 99	2015	1.4	1.05	0.4	0.4	0.1	3.35	Review	
Springfield SD 186	2015	1.05	1.4	0.2	0.4	0.3	3.35	Review	District profile has improved from Early Warning to Review status.
St Anne CCSD 256	2015	1.4	1.05	0.4	0.4	0.4	3.65	Recognition	
St Anne CHSD 302	2015	1.4	1.05	0.4	0.4	0.3	3.55	Recognition	
St Charles CUSD 303	2015	1.4	1.4	0.4	0.4	0.4	4	Recognition	
St Elmo CUSD 202	2015	1.4	1.05	0.3	0.4	0.3	3.45	Review	The District's cash on hand score is no longer a 4.00 due to fund balances decreasing. This is due to proration of state funding and the state not fully funding GSA over the last five years accounting for \$771,362 in a loss of State Aid for our small rural district. This is a significant hit for districts this size with a reliance on State Aid.
St George CCSD 258	2015	1.4	1.4	0.3	0.4	0.2	3.7	Recognition	
St Joseph CCSD 169	2015	1.4	1.05	0.4	0.4	0.1	3.35	Review	
St Joseph Ogden CHSD 305	2015	1.4	1.4	0.4	0.4	0.2	3.8	Recognition	Long Term Debt score is reflective of the district still paying off the 2006 building bonds for building renovations.

(FBRR = Fund Balance / Revenue Ratio - Weighting of 35%), (ERRV = Expenditures / Revenue Ratio - Weighting of 35%, DCOH = Days Cash on Hand - Weighting of 10%, STB = Short Term Borrowing - Weighting of 10%, and LTD = Long Term Debt - Weighting of 10%)

Note: Because Whiteside SD 115 did not submit an FY15 AFR, they are in the Financial Watch category.

District Name Data Year FBRR ERR DCOH STB LTD Total Score Designation District Comments

St Libory Cons SD 30	2015	0.35	1.4	0.1	0.4	0.4	2.65	Early Warning	
St Rose SD 14-15	2015	1.4	1.05	0.4	0.4	0.4	3.65	Recognition	The difference in revenue and expenditures is based on Maintenance Grant dollars allocated in FY15 and were expended in FY16.
Stark County CUSD 100	2015	1.4	1.05	0.4	0.4	0.3	3.55	Recognition	Although the district ran an Education Fund deficit in FY15, the deficit was planned and left the district with almost \$3 million in Ed. Fund balances.
Staunton CUSD 6	2015	1.4	1.05	0.3	0.4	0.4	3.55	Recognition	
Steeleville CUSD 138	2015	1.4	1.05	0.3	0.4	0.4	3.55	Recognition	
Steger SD 194	2015	1.4	1.05	0.3	0.4	0.4	3.55	Recognition	
Sterling CUSD 5	2015	1.4	1.4	0.3	0.4	0.3	3.8	Recognition	
Steward ESD 220	2015	1.4	1.4	0.4	0.4	0.4	4	Recognition	
Stewardson-Strasburg CUD 5A	2015	1.4	1.4	0.3	0.4	0.3	3.8	Recognition	District financial profile shows improvement in status.
Stockton CUSD 206	2015	1.4	1.05	0.4	0.4	0.4	3.65	Recognition	
Streator ESD 44	2015	0.35	0.7	0.1	0.2	0.3	1.65	Watch	Streator Elementary School District #44 has reduced \$5,701,069 from its operating budget. This includes closing Oakland Park Elementary School, dismissing 17 full-time and 5 part-time teachers, dismissing 11 and reducing 49 full-time support staff positions to part-time, and eliminating/reducing 1 principal and 5 administration building positions. Parents and community members are currently paying 50% of the cost for our band program. The school district has had to borrow millions of dollars and pay interest to our local bank for the last five years due to GSA/Transportation/Special Education proration and delayed categorical payments.
Streator Twp HSD 40	2015	1.4	1.05	0.3	0.4	0.3	3.45	Review	
Sullivan CUSD 300	2015	1.4	1.05	0.4	0.4	0.4	3.65	Recognition	
Summersville SD 79	2015	1.4	1.4	0.4	0.4	0.4	4	Recognition	
Summit Hill SD 161	2015	1.4	1.4	0.4	0.4	0.1	3.7	Recognition	The District is proud to be in the "Recognition" category.
Summit SD 104	2015	1.05	0.7	0.2	0.4	0.1	2.45	Watch	Cook County School District 104 has had to rely heavily on its limited fund balances to continue operations as general state aid allocations continue to be prorated.
Sunnybrook SD 171	2015	1.4	1.05	0.4	0.4	0.2	3.45	Review	
Sunset Ridge SD 29	2015	1.4	1.4	0.4	0.4	0.4	4	Recognition	

(FBRR = Fund Balance / Revenue Ratio - Weighting of 35%), (ERR = Expenditures / Revenue Ratio - Weighting of 35%, DCOH = Days Cash on Hand - Weighting of 10%, STB = Short Term Borrowing - Weighting of 10%, and LTD = Long Term Debt - Weighting of 10%)

Note: Because Whiteside SD 115 did not submit an FY15 AFR, they are in the Financial Watch category.

District Name Data Year FBRR ERR DCOH STB LTD Total Score Designation District Comments

Sycamore CUSD 427	2015	1.05	1.05	0.2	0.4	0.1	2.8	Early Warning	The District has experienced continued decreases in General State Aid due to proration and has also struggled with declining property values. The establishment of healthy financial reserves during the growth period has allowed the District to deficit spend for the last 6 years. The Board has approved a three year deficit reduction plan that will result in the total reduction of \$3.8 million. The District will continue to monitor the financial outlook and implement further cost reduction strategies if needed on a year by year basis. Bond restructuring took place in 2015, and the District will continue to be fiscally responsible to the District and community when it comes to debt service costs. In spite of the current economic problems, the Sycamore School District has been able to maintain programs and provide the quality education experience demanded by the community.
-------------------	------	------	------	-----	-----	-----	-----	---------------	---

Taft SD 90	2015	1.4	1.05	0.3	0.4	0.1	3.25	Review	
Tamaroa School Dist 5	2015	0.7	1.05	0.1	0.4	0.4	2.65	Early Warning	
Taylorville CUSD 3	2015	1.4	1.4	0.3	0.4	0.3	3.8	Recognition	
Teutopolis CUSD 50	2015	1.4	1.4	0.4	0.4	0.3	3.9	Recognition	
Thomasboro CCSD 130	2015	1.4	1.05	0.4	0.4	0.4	3.65	Recognition	The rising cost to educate Special Needs students exceeds the reimbursement from the state. The state continues to pro-rate our General State Aide. Expenditures to maintain (not even develop) our current education, continue to rise. Therefore, the Expenditures compared to Revenue will continue to grow apart as the cost to educate continues to grow, and the state funding is pro-rated.

Thompsonville CUSD 174	2015	1.4	1.4	0.3	0.4	0.2	3.7	Recognition	
Thornton Fractional Twp HSD 215	2015	1.4	1.4	0.4	0.4	0.2	3.8	Recognition	
Thornton SD 154	2015	1.4	1.05	0.4	0.4	0.2	3.45	Review	The overall Profile Score went down due to the reduction in the overall EAV of the district.

Thornton Twp HSD 205	2015	1.4	1.05	0.3	0.4	0.3	3.45	Review	
Tolono CUSD 7	2015	1.4	1.05	0.4	0.4	0.2	3.45	Review	The State of Illinois State Board of Education withheld a transportation payment until after the end of the fiscal year which in turn caused the district Expenditures to Revenue Ratio thus giving the district a lesser score of 3.00. If the payment would have been received on time the district would have received a 4.00 score.

Tonica CCSD 79	2015	1.4	1.05	0.4	0.4	0.4	3.65	Recognition	
Township HSD 211	2015	1.4	1.4	0.4	0.4	0.4	4	Recognition	

(FBRR = Fund Balance / Revenue Ratio - Weighting of 35%), (EXRV = Expenditures / Revenue Ratio - Weighting of 35%, DCOH = Days Cash on Hand - Weighting of 10%, STB = Short Term Borrowing - Weighting of 10%, and LTD = Long Term Debt - Weighting of 10%)

Note: Because Whiteside SD 115 did not submit an FY15 AFR, they are in the Financial Watch category.

<u>District Name</u>	<u>Data Year</u>	<u>FBRR</u>	<u>ERR</u>	<u>DCOH</u>	<u>STB</u>	<u>LTD</u>	<u>Total Score</u>	<u>Designation</u>	<u>District Comments</u>
Township HSD 214	2015	1.4	1.4	0.4	0.4	0.4	4	Recognition	
Tremont CUSD 702	2015	1.4	1.05	0.3	0.4	0.2	3.35	Review	
Tri City CUSD 1	2015	1.4	1.05	0.3	0.4	0.4	3.55	Recognition	
Tri Point CUSD 6-J	2015	1.05	0.7	0.2	0.4	0.4	2.75	Early Warning	
Tri Valley CUSD 3	2015	1.4	1.05	0.3	0.4	0.4	3.55	Recognition	
Triad CUSD 2	2015	0.7	0.7	0.1	0.4	0.1	2	Watch	
Trico CUSD 176	2015	1.4	1.05	0.3	0.4	0.3	3.45	Review	
Triopia CUSD 27	2015	1.4	1.05	0.3	0.4	0.1	3.25	Review	
Troy CCSD 30C	2015	1.4	1.05	0.4	0.4	0.1	3.35	Review	
Tuscola CUSD 301	2015	1.4	0.7	0.3	0.4	0.3	3.1	Review	Tuscola CUSD #301's score is adversely affected by early tax money received from Douglas County in June 2014. Taxes to be received in July were deposited early which on paper throws off our revenue for two fiscal years.
Twp HSD 113	2015	1.4	1.4	0.4	0.4	0.3	3.9	Recognition	
Union Ridge SD 86	2015	1.4	1.05	0.4	0.4	0.4	3.65	Recognition	
Union SD 81	2015	1.4	1.4	0.4	0.4	0.1	3.7	Recognition	
United CUSD 304	2015	1.05	1.05	0.2	0.4	0.3	3	Early Warning	
United Twp HSD 30	2015	1.4	1.05	0.4	0.4	0.4	3.65	Recognition	
Unity Point CCSD 140	2015	1.4	0.7	0.3	0.4	0.3	3.1	Review	
Urbana SD 116	2015	1.05	1.05	0.2	0.4	0.2	2.9	Early Warning	
V I T CUSD 2	2015	1.4	1.4	0.4	0.4	0.4	4	Recognition	
Valley View CUSD 365U	2015	1.4	1.4	0.3	0.4	0.1	3.6	Recognition	
Valmeyer CUSD 3	2015	1.4	1.05	0.3	0.4	0.4	3.55	Recognition	
Vandalia CUSD 203	2015	1.4	1.05	0.3	0.4	0.1	3.25	Review	
Venice CUSD 3	2015	1.4	1.4	0.4	0.4	0.4	4	Recognition	
Vienna HSD 133	2015	1.05	1.05	0.2	0.4	0.4	3.1	Review	
Vienna SD 55	2015	1.05	1.05	0.2	0.4	0.1	2.8	Early Warning	Vienna District #55 has lost \$790,409.99 in General State Aid since FY12 due to GSA proration. Our FY15 Profile Score was 2.45.

(FBRR = Fund Balance / Revenue Ratio - Weighting of 35%],[EXRV = Expenditures / Revenue Ratio - Weighting of 35%, DCOH = Days Cash on Hand - Weighting of 10%, STB = Short Term Borrowing - Weighting of 10%, and LTD = Long Term Debt - Weighting of 10%)

Note: Because Whiteside SD 115 did not submit an FY15 AFR, they are in the Financial Watch category.

District Name Data Year FBRR ERR DCOH STB LTD Total Score Designation District Comments

Villa Grove CUSD 302	2015	1.4	1.05	0.3	0.4	0.4	3.55	Recognition	
Virginia CUSD 64	2015	1.05	1.05	0.2	0.4	0.1	2.8	Early Warning	
W Harvey-Dixmoor PSD 147	2015	1.4	1.05	0.3	0.4	0.1	3.25	Review	
Wabash CUSD 348	2015	0.35	0.7	0.1	0.4	0.4	1.95	Watch	
Wallace CCSD 195	2015	1.4	0.7	0.3	0.4	0.2	3	Early Warning	The Financial Profile score for Wallace 195 should be 3.45. Wallace spent money saved for two large HVAC projects in the 2015 fiscal year. This made it look like Wallace deficit spent. It would seem to be good financial planning to obtain grants, save money and pay cash rather than borrow. Wallace also lost over \$87,000 when LaSalle County made changes to our tax extension without informing us. If we knew we weren't getting the money we would not have budgeted and spent it.
Waltham CCSD 185	2015	1.4	1.05	0.4	0.4	0.4	3.65	Recognition	
Waltonville CUSD 1	2015	1.4	1.05	0.3	0.4	0.4	3.55	Recognition	
Warren CUSD 205	2015	1.4	1.4	0.4	0.4	0.3	3.9	Recognition	
Warren Twp HSD 121	2015	1.4	1.4	0.3	0.4	0.2	3.7	Recognition	
Warrensburg-Latham CUSD 11	2015	1.4	1.05	0.3	0.4	0.2	3.35	Review	
Warsaw CUSD 316	2015	0.7	0.7	0.1	0.4	0.3	2.2	Watch	
Washington CHSD 308	2015	1.4	1.05	0.4	0.4	0.2	3.45	Review	
Washington SD 52	2015	1.4	1.05	0.4	0.4	0.3	3.55	Recognition	
Waterloo CUSD 5	2015	1.4	1.05	0.3	0.4	0.1	3.25	Review	
Wauconda CUSD 118	2015	1.4	1.4	0.4	0.4	0.1	3.7	Recognition	
Waukegan CUSD 60	2015	1.05	1.05	0.2	0.4	0.2	2.9	Early Warning	Despite lowering the District's Financial Profile, WPS60 launched academic initiatives that have and will continue to greatly enhance the educational experience of students. The District embarked on a new one-to-one technology program for middle and high school students and piloted an all-day kindergarten program in several of our schools. Monies spent on these initiatives account for a large portion of excess expenses over revenues.
Waverly CUSD 6	2015	1.4	1.4	0.4	0.4	0.2	3.8	Recognition	
Wayne City CUSD 100	2015	1.05	1.4	0.2	0.4	0.1	3.15	Review	
Webber Twp HSD 204	2015	1.05	0.7	0.2	0.1	0.1	2.15	Watch	

(FBRR = Fund Balance / Revenue Ratio - Weighting of 35%), (ERRV = Expenditures / Revenue Ratio - Weighting of 35%, DCOH = Days Cash on Hand - Weighting of 10%, STB = Short Term Borrowing - Weighting of 10%, and LTD = Long Term Debt - Weighting of 10%)

Note: Because Whiteside SD 115 did not submit an FY15 AFR, they are in the Financial Watch category.

District Name Data Year FBRR ERR DCOH STB LTD Total Score Designation District Comments

Wesclin CUSD 3	2015	1.4	1.05	0.3	0.4	0.2	3.35	Review	
West Carroll CUSD 314	2015	1.4	1.05	0.3	0.4	0.2	3.35	Review	
West Central CUSD 235	2015	1.4	1.05	0.4	0.4	0.4	3.65	Recognition	
West Chicago ESD 33	2015	1.4	1.4	0.4	0.4	0.1	3.7	Recognition	
West Lincoln-Broadwell ESD 92	2015	1.4	1.05	0.4	0.4	0.4	3.65	Recognition	
West Northfield SD 31	2015	1.4	1.4	0.4	0.4	0.4	4	Recognition	
West Prairie CUSD 103	2015	1.4	1.05	0.4	0.4	0.4	3.65	Recognition	
West Washington Co CUD 10	2015	1.4	1.05	0.4	0.4	0.1	3.35	Review	
Westchester SD 92-5	2015	1.4	1.4	0.4	0.4	0.2	3.8	Recognition	The district is proud of its report.
Western CUSD 12	2015	1.4	1.05	0.2	0.4	0.3	3.35	Review	
Western Springs SD 101	2015	1.4	1.4	0.4	0.4	0.2	3.8	Recognition	
Westville CUSD 2	2015	1.4	1.05	0.4	0.4	0.2	3.45	Review	
Wethersfield CUSD 230	2015	1.4	1.05	0.4	0.4	0.3	3.55	Recognition	
Wheeling CCSD 21	2015	0.7	0.7	0.2	0.4	0.3	2.3	Watch	CCSD21 received a lower score in three of the five categories; Fund Balance to Revenue Ratio, Expenditure to Revenue Ratio and Days Cash on Hand yielding a lower overall total score and 'Financial Watch' designation. Deficit spending occurred due to a decline in property tax revenue as a result of decreased EAV in local property, resulting in an \$11 million shortfall. Budget changes have been enacted to maintain fiscal responsibility and delivery of high-quality programs and opportunities for all students.
Whiteside SD 115	2015	0	0	0	0	0	0	Watch	
Will County SD 92	2015	1.4	1.4	0.4	0.4	0.4	4	Recognition	
Williamsfield CUSD 210	2015	1.4	1.05	0.4	0.4	0.4	3.65	Recognition	
Williamsville CUSD 15	2015	1.4	1.05	0.3	0.4	0.4	3.55	Recognition	
Willow Grove SD 46	2015	1.05	0.7	0.2	0.4	0.3	2.65	Early Warning	
Willow Springs SD 108	2015	1.4	1.05	0.4	0.4	0.1	3.35	Review	
Wilmette SD 39	2015	1.4	1.4	0.4	0.4	0.4	4	Recognition	
Wilmington CUSD 209U	2015	1.4	1.05	0.4	0.4	0.1	3.35	Review	

(FBRR = Fund Balance / Revenue Ratio - Weighting of 35%],[EXRV = Expenditures / Revenue Ratio - Weighting of 35%, DCOH = Days Cash on Hand - Weighting of 10%, STB = Short Term Borrowing - Weighting of 10%, and LTD = Long Term Debt - Weighting of 10%)

Note: Because Whiteside SD 115 did not submit an FY15 AFR, they are in the Financial Watch category.

<u>District Name</u>	<u>Data Year</u>	<u>FBRR</u>	<u>ERR</u>	<u>DCOH</u>	<u>STB</u>	<u>LTD</u>	<u>Total Score</u>	<u>Designation</u>	<u>District Comments</u>
Winchester CUSD 1	2015	1.05	0.7	0.2	0.4	0.4	2.75	Early Warning	
Windsor CUSD 1	2015	1.4	1.05	0.4	0.4	0.4	3.65	Recognition	
Winfield SD 34	2015	1.4	1.4	0.4	0.4	0.3	3.9	Recognition	
Winnebago CUSD 323	2015	1.4	1.05	0.4	0.4	0.4	3.65	Recognition	The Expenditures To Revenue Ratio is not accurate to our revenue. The report did not take into account the revenue the district received from selling an entire bus fleet for the revenue from a municipal loan. However, the report does take into account the expense of buying the new bus fleet.
Winnetka SD 36	2015	1.4	1.4	0.4	0.4	0.2	3.8	Recognition	
Winthrop Harbor SD 1	2015	1.4	1.4	0.4	0.4	0.3	3.9	Recognition	
Wolf Branch SD 113	2015	1.4	1.05	0.3	0.4	0.3	3.45	Review	
Wood Dale SD 7	2015	1.4	1.05	0.4	0.4	0.4	3.65	Recognition	Wood Dale School District 7's overall financial health was stable in fiscal year 2015. Although the District received a financial profile designation of "Recognition", we continue to manage our expenses in this environment of limited revenue.
Wood River-Hartford ESD 15	2015	1.4	1.05	0.3	0.4	0.3	3.45	Review	
Woodland CCSD 50	2015	1.4	1.4	0.4	0.4	0.2	3.8	Recognition	
Woodland CUSD 5	2015	1.4	1.05	0.3	0.4	0.4	3.55	Recognition	
Woodlawn CCSD 4	2015	0.35	1.05	0.2	0.3	0.4	2.3	Watch	
Woodlawn CHSD 205	2015	1.05	1.05	0.2	0.4	0.4	3.1	Review	
Woodridge SD 68	2015	1.4	1.4	0.4	0.4	0.4	4	Recognition	District anticipates a reduction in financial profile score going forward due to projected operating deficits.
Woodstock CUSD 200	2015	1.4	1.4	0.4	0.4	0.1	3.7	Recognition	
Worth SD 127	2015	1.4	1.4	0.4	0.4	0.2	3.8	Recognition	
Yorkville CUSD 115	2015	1.4	1.4	0.4	0.4	0.1	3.7	Recognition	
Zeigler-Royalton CUSD 188	2015	0.7	0.7	0.1	0.4	0.3	2.2	Watch	
Zion ESD 6	2015	1.4	1.4	0.3	0.4	0.1	3.6	Recognition	
Zion-Benton Twp HSD 126	2015	1.4	1.4	0.4	0.4	0.3	3.9	Recognition	

(FBRR = Fund Balance / Revenue Ratio - Weighting of 35%],[EXRV = Expenditures / Revenue Ratio - Weighting of 35%, DCOH = Days Cash on Hand - Weighting of 10%, STB = Short Term Borrowing - Weighting of 10%, and LTD = Long Term Debt - Weighting of 10%)

Note: Because Whiteside SD 115 did not submit an FY15 AFR, they are in the Financial Watch category.

Appendix

The School District

Financial Profile

Illinois State Board of Education

Pursuant to the authority provided by Section 1A-8 of the School Code, the Illinois State Board of Education (ISBE) developed the “**School District Financial Profile**” to help monitor the finances of school districts and identify which are in or are moving toward financial difficulty. This system replaced the “Financial Watch List and Financial Assurance and Accountability System (FAAS)” that had been used for the assessment of a school district’s financial health. The major change in methodology was that the FAAS utilized only one financial indicator – the Fund Balance to Revenue Ratio. The Profile includes that indicator plus four additional measures to expand our capability to accomplish a truer risk assessment. The five indicators are individually scored and weighted in order to arrive at a Total Profile Score and applicable designation.

The School District Financial Profile was developed with the invaluable assistance of school superintendents, school business administrators, financial advisors, lawyers, and bond brokers throughout the state as well as major interest groups such as IASBO, IASA, ED-RED and LUDA. Influenced by their feedback, we were able to make significant enhancements in systematically analyzing/monitoring finances of all Illinois public school districts.

The following provides a detailed explanation of each indicator. It is the Total Profile Score that we believe best determines a district’s financial strengths or weaknesses. This document will also lead you through the four applicable designations, Financial Recognition, Financial Review, Financial Early Warning, and Financial Watch.

Financial Profile Indicators:

1. **Fund Balance to Revenue Ratio** – This indicator reflects the overall financial strength of the district. It is the result of dividing the ending fund balances by the revenues for the four operating and negative IMRF/SS funds. Operating Funds are the Educational, Operations and Maintenance, Transportation and Working Cash Funds.
2. **Expenditure to Revenue Ratio** – This indicator identifies how much is expended for each dollar received. It is computed by dividing total expenditures for the Educational, Operations and Maintenance, and Transportation Funds by the revenues for those same funds plus Working Cash. The calculation also takes into account remaining balances of these funds at the end of the year if a district is scoring low for their Expenditure to Revenue Ratio. This is especially beneficial to districts that have saved for projects and are now incurring the expenditures for them or who have healthy fund balances even after spending a portion of their savings.
3. **Days Cash on Hand** – This indicator provides a projected estimate of the number of days a district could meet operating expenditures provided no additional revenues were received. It is computed by dividing the total expenditures of the Educational, Operations and Maintenance, and Transportation Funds by 360 days to obtain an average expenditure per day. Then the total cash on hand and investments for the same funds plus working Cash are divided by the average expenditures per day. As with the Fund Balance to Revenue Ratio and the Expenditure to Revenue Ratio, the Working Cash Fund has now been incorporated into the calculation.
4. **Percent of Short-Term Borrowing Ability Remaining** – Districts often incur short-term debt due to several factors (i.e., delays in receipt of local revenues, etc.). For this indicator, the sum of unpaid Tax Anticipation Warrants is divided by 85% of the Equalized Assessed Valuation (EAV)

multiplied by the sum of the tax rates for the Educational, Operations and Maintenance, and Transportation Funds.

5. **Percent of Long-Term Debt Margin Remaining** – A district often incurs long-term debt for major expenditures such as buildings and equipment. This total is derived by the product of the district’s EAV multiplied by its maximum general obligation debt limitation, reduced by any outstanding long-term debt.

Total Profile Score:

Each indicator is scored in order to obtain a district’s overall **School District Financial Profile Score**. This overall score is computed for the most current year’s financial data.

Each indicator is calculated and the results are slotted into a category of a four, three, two, or one with four being the highest and best category possible. Each indicator is weighted and the weighted indicators’ scores are summed to obtain a district’s overall “Total Profile Score”.

Fund Balance to Revenue Ratio (has a weighting of 35%)

- Category 4 Greater or equal to 25% [lowest risk]
- Category 3 Less than 25% but greater or equal to 10%
- Category 2 Less than 10% but greater or equal to 0%
- Category 1 Less than 0% [highest risk]

Expenditures to Revenue Ratio (EXRV) (has a weighting of 35%)

- Category 4 District is spending \$1.00 or less for every dollar they are receiving [lowest risk]
- Category 3 District is spending more than \$1.00 to \$1.10 for every dollar they receive
- Category 2 District is spending more than \$1.10 to \$1.20 for every dollar they receive
- Category 1 District is spending more than \$1.20 for every dollar they receive [highest risk]

If the resulting calculation places a district in category 1 or 2, and the Fund Balance to Revenue Ratio (FBRR) is a category 4 then the following calculation is completed:

- $(FBRR - .1)$ divided by $(EXRV - 1.0)$
- If the result is greater than 2, then the Expenditures Revenue score is assigned a 3
- If the result is greater than 1 but less than 2, then the Expenditure Revenue score is assigned a 2

Days Cash on Hand (has a weighting of 10%)

- Category 4 At least 180 days cash on hand [lowest risk]
- Category 3 Less than 180 days cash on hand to at least 90 days cash on hand
- Category 2 Less than 90 days cash on hand to at least 30 days cash on hand
- Category 1 Less than 30 days cash on hand [highest risk]

Percentage of Short-Term Borrowing and Long-Term Borrowing Remaining (Short-term and Long-term borrowing each has a weighting of 10%)

- Category 4 Greater than or equal to 75% debt margin remaining [lowest risk]
- Category 3 Less than 75% but at least 50% debt margin remaining

Category 2	Less than 50% but at least 25% debt margin remaining
Category 1	Less than 25% debt margin remaining [highest risk]

The Total Profile Score is the sum of the five weighted scores. The highest score a district may receive is a 4.00 and the lowest score is 1.00.

Your School District Financial Profile Designation:

If a district receives a score of **3.54 - 4.00**, they are in the highest category of financial strength - **Financial Recognition**. These districts require little or no review or involvement by ISBE unless requested by the district.

If a district receives a score of **3.08 - 3.53**, they are in the next highest financial health category of **Financial Review**. Districts in this category will be given a limited review by ISBE, but they will be monitored for potential downward trends. Staff will be assessing the next year's school budget for negative trends.

If a district receives a score of **2.62 - 3.07**, they are placed in the category of **Financial Early Warning**. ISBE will be monitoring these districts closely and offering proactive technical assistance (e.g., financial projections and cash flow analysis, etc.) These districts will also be reviewed to determine whether they meet the criteria set forth in Article 1A-8 of the **School Code** to be certified in financial difficulty and possibly qualify for a Financial Oversight Panel.

If a district receives a score of **1.00 - 2.61**, they are in the highest risk category of **Financial Watch**. As with the Financial Early Warning districts, ISBE will be monitoring these districts very closely and offering them technical assistance including, but not limited to, financial projections, cash flow analysis, budgeting, personnel inventories, and enrollment projections. These districts will also be reviewed to determine whether they meet criteria set forth in Article 1A-8 of the **School Code** to be certified in financial difficulty and qualify for a Financial Oversight Panel.

Your comments regarding your district's finances are an integral part of the profile. While the Profile is generated from the District's Annual Financial Report (AFR), there are often extenuating circumstances outside of the School Administration's control which have a financial impact on the district. It is within the Comments portion of the Profile that districts are afforded the opportunity to verbally and publicly convey what has transpired in their district which may have or will impact their Total Profile Score. This will allow for the explanation of significant local financial issues such as cash versus accrual accounting implications and timing of revenue receipts versus expenditures incurred for unique circumstances such as school construction projects. In this capacity, the Profile can be implemented as a communication vehicle for a district's constituents.

We will present Total Profile Scores with the applicable School District comments at our anticipated March Board Meeting. The Profile Scores and Comments will then be listed at the [School District Financial Profile](#) website. This website includes a seven year analysis (sorted by district name, county, and designation), a searchable application that will display a 5-year track record.

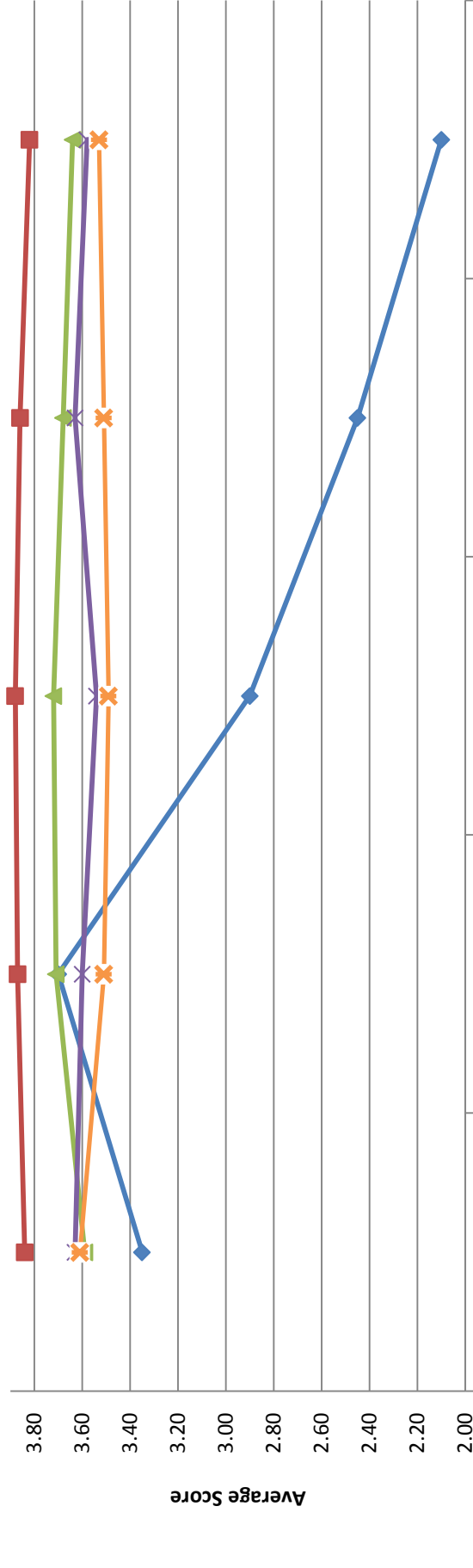
For further questions regarding ***The School District Financial Profile***, contact a consultant in the School Business Division at the Illinois State Board of Education at (217) 785-8779 or by email at finance1@isbe.net.

ILLINOIS STATE BOARD OF EDUCATION

2016 Financial Profile

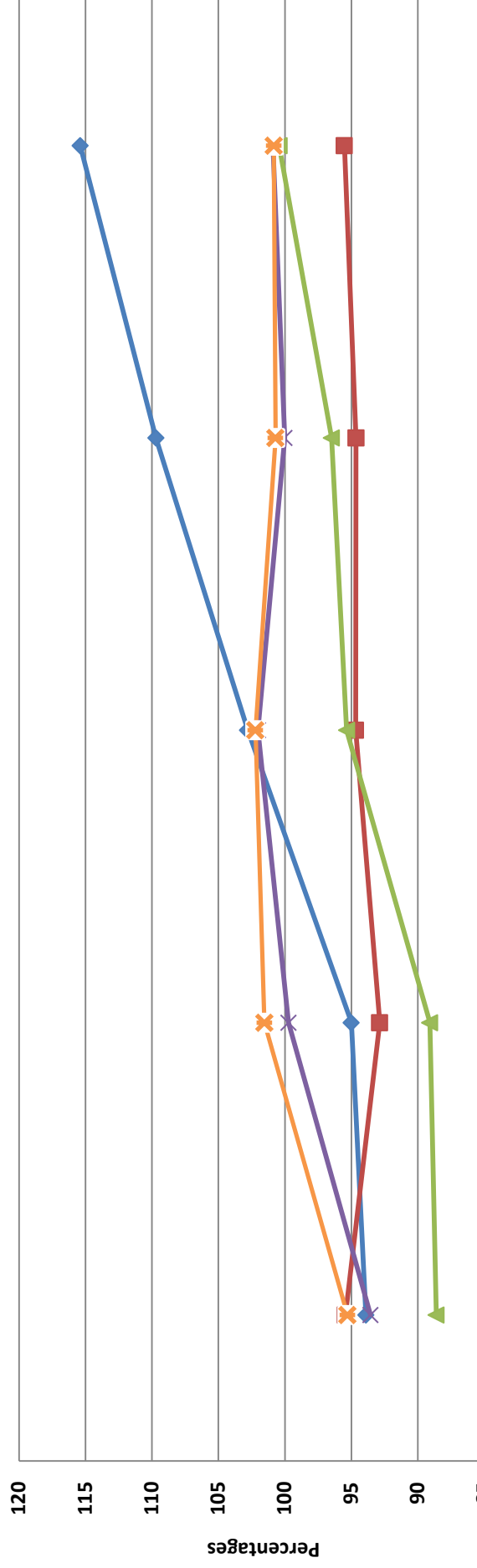
Average Financial Profile Score

Appendix A



	2012	2013	2014	2015	2016
Chicago	3.35	3.70	2.90	2.45	2.10
North Cook	3.84	3.87	3.88	3.86	3.82
West Cook	3.59	3.71	3.72	3.68	3.64
South Cook	3.63	3.60	3.54	3.63	3.58
Downstate	3.61	3.51	3.49	3.51	3.53

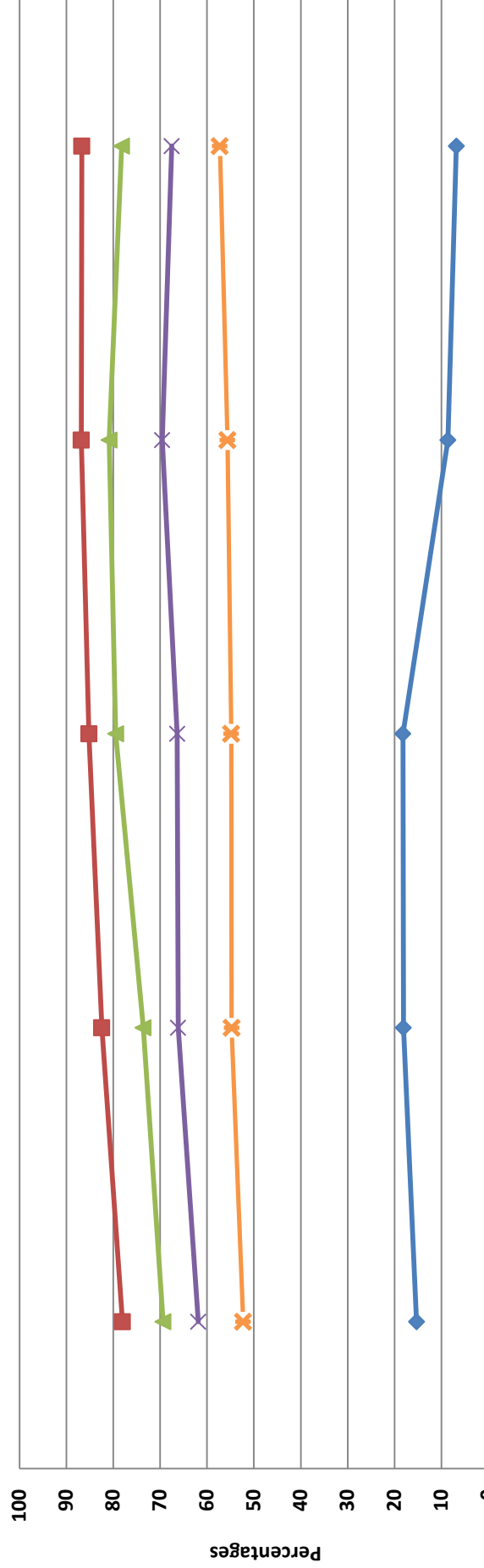
ILLINOIS STATE BOARD OF EDUCATION
2016 Financial Profile
Average Expenditure to Revenue Ratio (ERR)
Appendix B



	2012	2013	2014	2015	2016
Chicago	93.90	95.00	102.80	109.70	115.40
North Cook	95.44	92.86	94.68	94.65	95.52
West Cook	88.61	89.10	95.35	96.49	100.43
South Cook	93.56	99.72	102.02	100.02	100.90
Downstate	95.29	101.54	102.21	100.70	100.83

**ILLINOIS STATE BOARD OF EDUCATION
2016 Financial Profile
Average Fund Balance to Revenue Ratio (FBRR)**

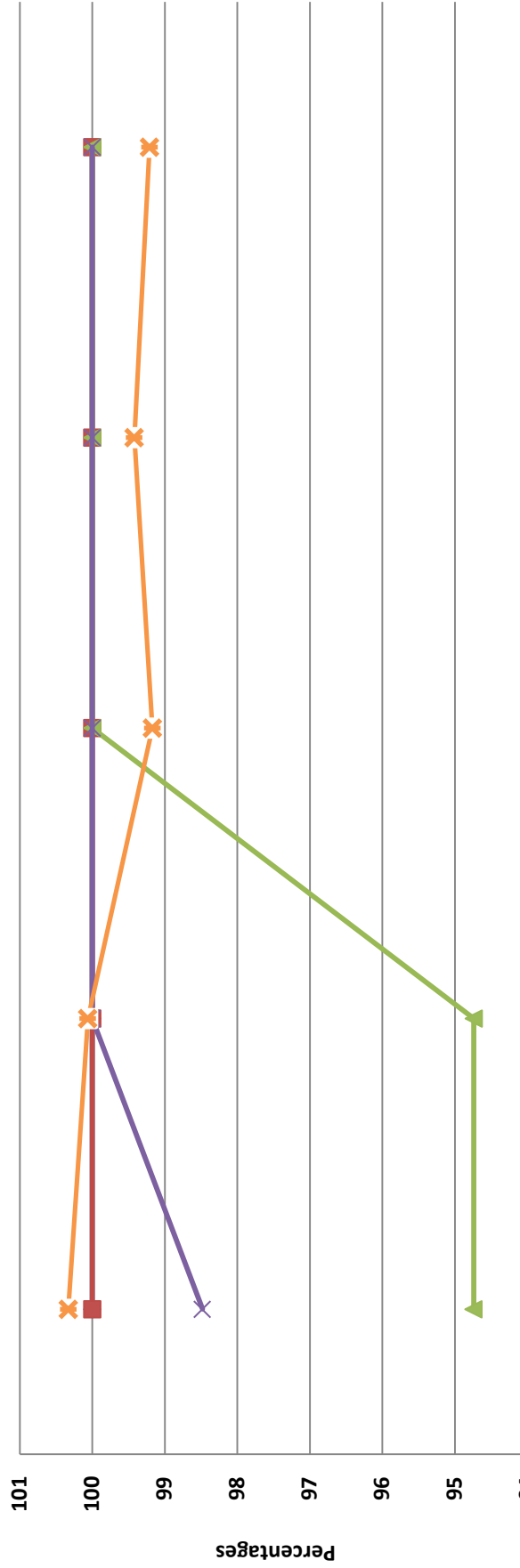
Appendix C



	2012	2013	2014	2015	2016
Chicago	15.30	18.10	18.20	8.60	6.80
North Cook	78.02	82.43	85.20	86.79	86.72
West Cook	69.39	73.60	79.48	80.89	78.21
South Cook	61.88	66.15	66.35	69.53	67.52
Downstate	52.30	54.75	54.84	55.64	57.25

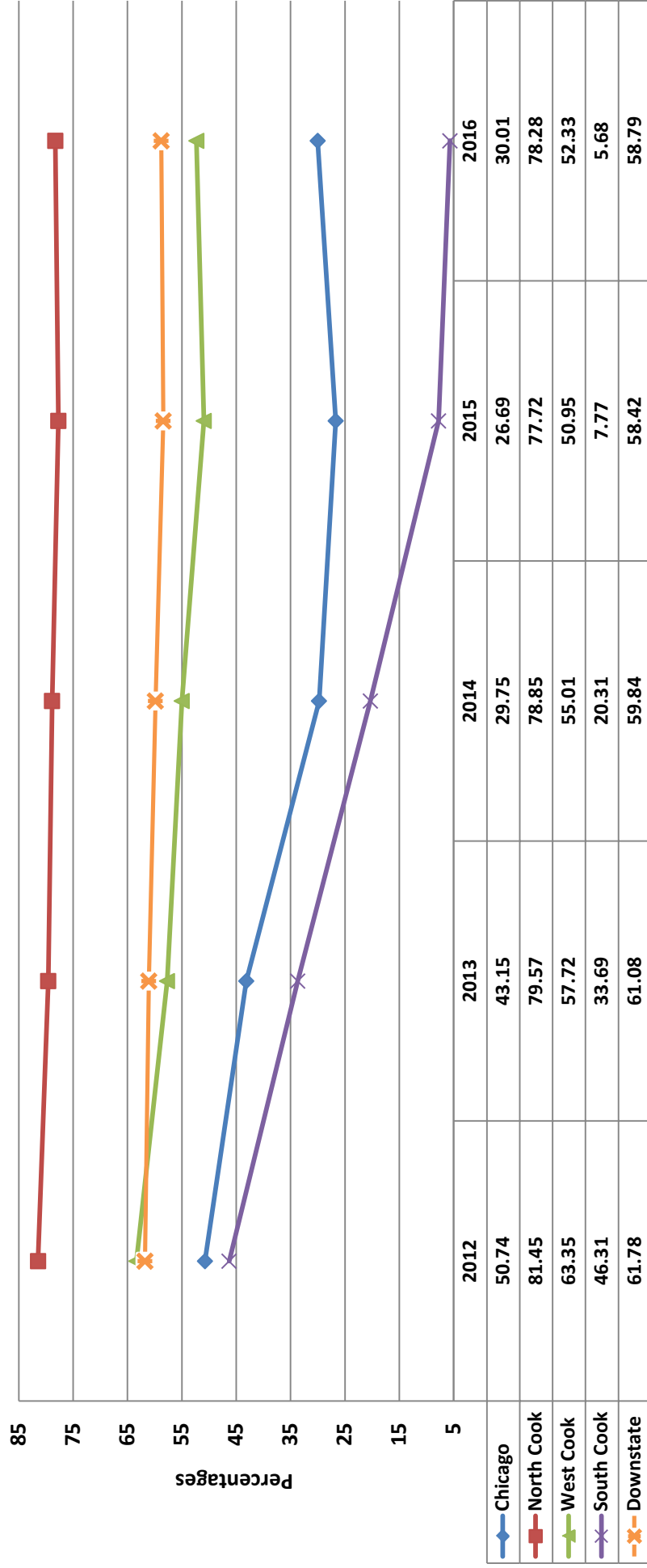
**ILLINOIS STATE BOARD OF EDUCATION
2016 Financial Profile
Average Short-Term Debt Indicator (STD)**

Appendix D



	2012	2013	2014	2015	2016
Chicago	100.00	100.00	100.00	100.00	100.00
North Cook	100.00	100.00	100.00	100.00	100.00
West Cook	94.74	94.74	100.00	100.00	100.00
South Cook	98.48	100.00	100.00	100.00	100.00
Downstate	100.33	100.06	99.17	99.42	99.21

**ILLINOIS STATE BOARD OF EDUCATION
2016 Financial Profile
Average Long-Term Debt Indicator (LTD)**
Appendix E

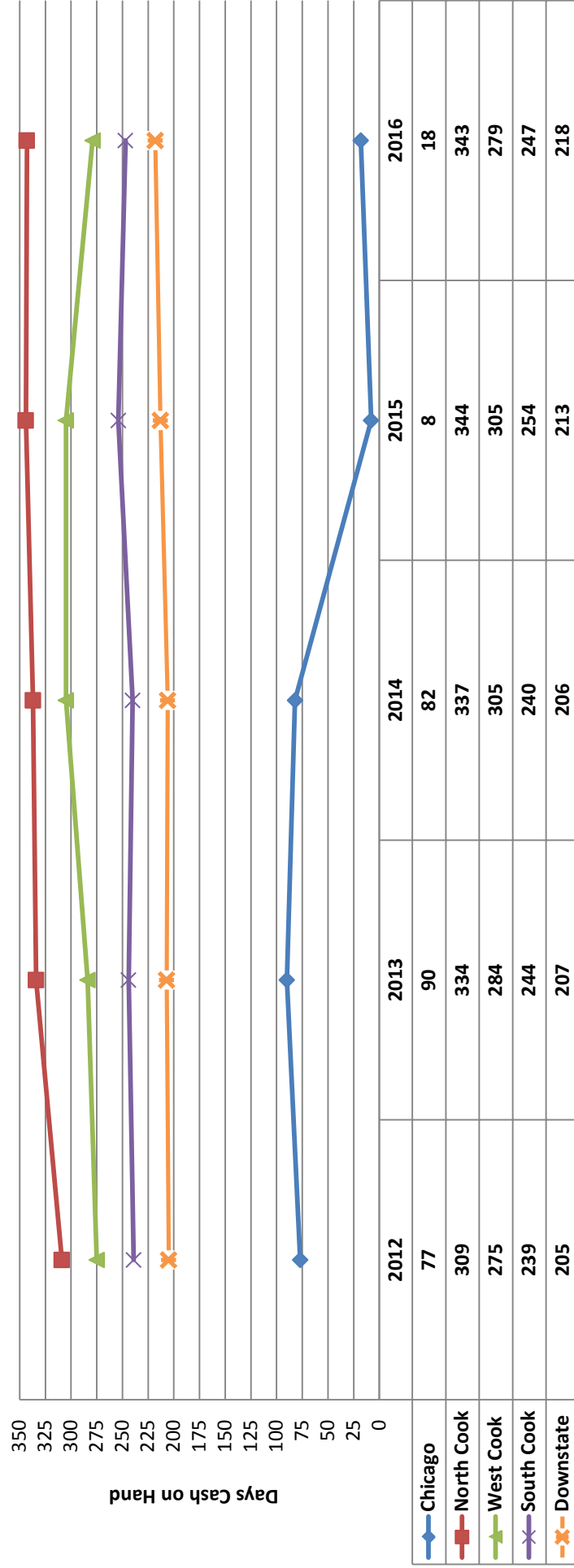


ILLINOIS STATE BOARD OF EDUCATION

2016 Financial Profile

Average Days Cash on Hand (DCoH)

Appendix F



ILLINOIS STATE BOARD OF EDUCATION MEETING
March 16, 2016

TO: Illinois State Board of Education

FROM: Tony Smith Ph.D., State Superintendent of Education *Ans*
Jason Helfer Ph.D., Deputy Superintendent for Teaching and Learning *H*

Agenda Topic: Consideration of Approval of the Learning Behavior Specialist I
Alternative Licensure Program at Relay Graduate School of Education

Materials: Appendix A: SEPLB: Letter of Denial
Appendix B: Letter of Appeal from Relay Graduate School of Education

Staff Contact(s): Emily Fox—Division Administrator, Educator Licensure

Purpose of Agenda Item

The Educator Licensure division requests the Board to authorize the State Superintendent to grant approval to the Learning Behavior Specialist I alternative licensure program at Relay Graduate School of Education.

Relationship to the State Board's Strategic Plan and Implications for the Agency and School Districts

Goal 2: Every student will be supported by highly-prepared and effective teachers and school leaders.

Expected Outcome(s) of Agenda Item

It is expected the Board will authorize the State Superintendent to approve the Learning Behavior Specialist I alternative licensure program at Relay Graduate School of Education.

Background Information

Relay Graduate School of Education proposed a Learning Behavior Specialist I (LBSI) program at the March 5, 2016 State Educator Preparation and Licensure Board (SEPLB) meeting.

The LBS I program was denied by a vote of eight for denial, four for approval, and two abstentions. Four members were absent. Denial was based on faculty qualifications and field experiences.

Relay Graduate School of Education wishes to appeal the denial of the Learning Behavior Specialist I alternative licensure program.

If an institution brings forth a program before SEPLB resulting in a denial, it may appeal the finding to the Board of Education. This process includes the Secretary of SEPLB sending a letter of denial that includes reasons for the denial and the submission of a letter of appeal on the part of the institution. The State Board of Education may accept, modify or reverse a recommendation of the SEPLB.

On March 8, 2016, Ms. Emily Fox, Secretary of SEPLB, sent the letter of denial to the president, dean, and director of operations for Relay Graduate School of Education. Within this letter, two areas of concern were identified and that would require additional information should Relay

Graduate School of Education wish to resubmit its application to SEPLB (Appendix A: SEPLB: Letter of Denial):

- Faculty qualifications (members do not hold terminal degrees)
- Field experiences are only completed with partner schools within a specific grade

On March 9, 2016, Ashley Chin-Morefield, Director of Operations for Relay Graduate School of Education-Chicago, sent Superintendent Smith a request to appeal the recommendation of SEPLB (Appendix B: Letter of Appeal from Relay Graduate School of Education.)

Within the letter of appeal submitted to Superintendent Smith, Ms. Chin-Morefield provided information regarding:

- **faculty qualifications:** factors used to determine faculty without terminal degrees are qualified, a letter of support from Dr. Garland Thomas-McDavid, and a summary of SEPLB's previous approval of Relay Graduate School of Education as a unit; and
- **candidate field experiences:** an explanation of how the program determines field experience placement for candidates and resources available to these candidates.

Financial Background

Not Applicable

Business Enterprise Program (BEP)

Not Applicable

Analysis and Implications for Policy, Budget, Legislative Action, and Communications

Policy Implications: Within the last 20 years, there have been a variety of alternative approaches in the preparation of educators. In addition to models like Teach for America, and Grow Your Own, some large urban districts have developed their own training programs that lead to licensure. In order to provide schools districts with the widest range of qualified candidates, it is important the Illinois State Board of Education support the approval of educator preparation programs, regardless of type and ensure the development of quality candidates through the collection of data after the program is in operation.

Additionally, alternative routes for teacher preparation increase the diversity of the candidate pool in terms of experience. In Illinois, alternative preparation programs require that a candidate has already completed an undergraduate degree. This, coupled with those candidates who also have additional work experience, can provide individuals to districts with a different perspective than those who may have completed a traditional teacher preparation program.

Budget Implications: Not applicable

Legislative Action: Not applicable

Communication: Not applicable

Pros and Cons of Various Actions

Pros: Approving the Learning Behavior Specialist I alternative licensure program at Relay Graduate School of Education will provide districts a more diverse candidate pool (in terms of experience) from which school districts can choose for employment.

Cons: Not approving the Learning Behavior Specialist I alternative licensure program at Relay Graduate School of Education could limit the pool for school districts in the state.

Superintendent's Recommendation

I recommend that the following motion be adopted:

The State Board of Education hereby authorizes the State Superintendent to grant approval to the Learning Behavior Specialist I alternative licensure program at Relay Graduate School of Education.

Next Steps

Upon Board authorization, Agency staff will contact administration at Relay Graduate School of Education and inform the institution of the approval of its Learning Behavior Specialist I alternative licensure program.



Illinois State Board of Education

100 North First Street • Springfield, Illinois 62777-0001
www.isbe.net

James T. Meeks
Chairman

Tony Smith, Ph.D.
State Superintendent of Education

March 8, 2016

Mr. Norman Atkins
Co-founder and President
Relay Graduate School of Education
40 West 20th Street, 7th Floor
New York, NY 10011

Dear Mr. Atkins:

During the March 2016 State Educator Preparation and Licensure Board (SEPLB) meeting members considered approval of Relay Graduate School of Education Chicago's proposal for of a Learning Behavior Specialist I (Grades PreK – Age 21) Alternative Educator Licensure (MAT) program.

Pursuant to Section 25.155(m) (2) of the 23 Illinois Administrative Code, the State Educator Preparation and Licensure Board took action to recommend to the State Board of Education that the Learning Behavior Specialist I (Grades PreK – Age 21) Alternative Educator Licensure (MAT) program at Relay Graduate School of Education Chicago be denied.

The SEPLB shared the following concerns for denial of the proposed program:

- Faculty Qualifications (members do not hold terminal degrees)
- Field experiences are only completed with partner schools within a specific grade

Section 25.160(b) of the 23 Illinois Administrative Code does allow an affected institution to submit a notice of objection to the SEPLB's recommendations within 10 days of written notification.

Should you have any questions concerning the SEPLB's recommendation, please contact Cristina Dimmitt-Salinas at cdimmitt@isbe.net or by calling 217.782.4123.

Sincerely,

A handwritten signature in cursive script that reads "Emily Fox".

Emily Fox
Secretary
Illinois State Educator Preparation and Licensure Board

cc: Brent Maddin, Provost
Mindy Sjoblom, Dean, Relay/GSE Chicago

March 9, 2016

Dr. Tony Smith
State Superintendent
Illinois State Board of Education
100 North First Street
Springfield, IL 62777

Dear Dr. Smith:

Pursuant to Section 25.160(b) of the 23 Illinois Administrative Code, the Relay Graduate School of Education (“Relay”) is submitting this notice of objection to the State Educator Preparation and Licensure Board’s (“SEPLB”) March 4, 2016, recommendation of denial of our Alternative Learning Behavior Specialist I program application.

The SEPLB recommended a denial of this program based on two concerns: (1) Faculty qualifications (members do not hold terminal degrees), and (2) Field experiences are only completed with partner schools within a specific grade.

We respectfully submit the following grounds of our disagreement with the SEPLB’s recommendation and offer the following documentation to support our position regarding the SEPLB’s two concerns:

Lack of Qualified Faculty: As an NCATE-accredited, Middle States Commission on Higher Education-accredited, and Illinois Board of Higher Education-recognized institution of higher education, and as an institution recognized as one of a handful of “promising practices” by a Blue Ribbon panel report commissioned by NCATE, Relay underwent an extensive, multi-day recognition team site review in October 2014 as part of our application for unit recognition by ISBE. That site review was sanctioned by state regulations, facilitated by ISBE staff, chaired by Dr. John McIntyre of Southern Illinois University, and conducted by six site reviewers, all of whom were higher education administrators and faculty members in Illinois. Two of those reviewers focused for three days almost exclusively on the qualifications of Relay’s Illinois and national faculty members. All reviewers met for three days with Relay’s Provost, Chief Research Officer, Managing Director of Curriculum Design, Chief Talent Officer, Deans, professors, assistant professors, adjunct instructors, and graduate students.

After that extensive, thorough, three-day site review visit, the review team concluded that Relay met all of ISBE’s standards for faculty qualifications (Standard 5). Further, the review team could not identify any area of improvement regarding Relay’s meeting of this faculty qualification standard (see excerpt from findings table below).

Standards	Team Findings	Met/Not Met
5: Faculty Qualifications, Performance, and Development	<u>Areas for Improvement: None</u>	Met

(Summary for Professional Education Unit, Page 3)

As stated in its conclusion of Standard 5 on Pages 56 and 57 of the review team’s final unit summary, “Relay GSE faculty are qualified to teach and develop the skills and expertise of candidates in the MAT Alternative Licensure program. They have earned doctorates or expertise that qualifies them for their assignment. They are licensed in the fields they teach or supervise. They help candidates develop the proficiencies outlined in professional, state, and institutional standards. They assess their own effectiveness as teachers, including the positive effects they have on candidates’ learning and performance. Most faculty demonstrate scholarly work in their fields of specialization and are engaged in different types of scholarly work, based in part on the missions of their units and institutions. Faculty members engage in and model best professional practices in scholarship, service, and teaching, including the assessment of their own effectiveness as related to candidate performance. They also collaborate with colleagues in the disciplines and schools. The unit systematically evaluates faculty performance and facilitates professional development.”

Further, the summary says of Relay students they interviewed, “Teacher candidates have a broad knowledge of instructional strategies that draws upon content and pedagogical knowledge and skills delineated in professional, state, and institutional standards to help all students learn. Interviews with students enrolled in the Master’s program in Chicago confirmed that they are learning pedagogical content knowledge in the program. Most of the candidates who were interviewed were learning a new field of study and confirmed they felt they were being equipped to teach the content to their students. Graduates from Relay GSE-New York were interviewed and also affirmed that they felt the program gave them strong training in pedagogical content knowledge which enabled them to significant impact student learning.” (*Summary for Professional Education Unit, Page 12*)

Further still, the summary says of Relay teaching faculty in Chicago and nationally, “All faculty listed hold a M.Ed., MAT or M.A. in Education, with about 23% (7 out of 31) of the faculty members holding a Ph.D. or Ed.D. degree...Faculty members who do not possess a terminal degree must possess a master’s degree appropriate to their role and responsibilities. Instructional faculty members who do not possess terminal degrees must have at least four years of teaching experience in a P-12 school. These faculty members must also have experience teaching adult learners.

“In defining ‘equivalent qualifications’ for faculty members who do not hold terminal degrees for their assignments, the unit uses the following evaluation criteria:

- Exceptional P-12 classroom performance;
- Evidence of contemporary experience in and commitment to education, with a particular focus on urban low-income students;
- Experience teaching and training teachers; and
- Training and experience in teaching novice teachers

“The unit believes that all of the full-time and adjunct professional education faculty members are qualified to teach at the master’s level through a combination of factors, including earned doctorates, expertise based on teaching evaluations, school leadership experience, and/or recent P-12 school experience. The recent NCATE Accreditation Review found that the non-terminal degree faculty ‘have exceptional expertise in the fields in which they teach’ as evidenced by their P-12 classroom and school experiences.” (*Summary for Professional Education Unit, Page 47*)

The SEPLB validated these unit summary conclusions when it recommended Relay’s unit recognition during its March 6, 2015 meeting. The State Board of Education validated these conclusions when it

authorized the State Superintendent to grant approval to Relays' nine currently-operating licensure programs on March 18, 2015. Relay, therefore, believes that the SEPLB should have had little to debate on the issue of faculty qualifications since Relay's unit faculty members comprise the faculty members for Relay's licensure programs.

One of our strongest supporters is the CEO of Civitas Education Partners, Dr. Garland L. Thomas-McDavid. Dr. Thomas-McDavid holds a BS and MS in Special Education, a Doctorate in Education, an Illinois Administrative License with Principal, Superintendent, and Director of Special Education endorsements, and an Illinois Teaching License with a Learning Behavior Specialist I endorsement. In her letter of support, Dr. Thomas-McDavid states, "The teachers that we were able to grow from their participation in Relay were some of my best. I trust this program wholeheartedly to train teachers who are committed to working with our most vulnerable populations." (This letter of support is attached to this objection)

Relay believes it has adequately demonstrated that its faculty are qualified to teach candidates pursuing alternative licensure in all of the state licensure areas to which it has applied.

Field Experience: Candidates' pre-residency field experience will vary based on their prior professional experiences and their pathway to enrollment in the proposed program. All candidates are required to satisfy the unit's pre-residency field experience requirement after they have been accepted to the proposed program, but before they complete the unit's Summer 1 coursework. Alternatively, candidates may satisfy the unit's pre-residency field experience requirement through their prior professional, academic, or extracurricular experiences.

Relay candidates can satisfy the unit's pre-service field experience requirement by: 1) completing an approved new teacher induction program operated by one of the unit's teacher placement partner organizations (e.g., Teach For America); 2) demonstrating proof of prior employment or service in a PK-21 school through a signed letter from a principal or teaching supervisor; and/or 3) completing a minimum of 30 clock hours of pre-service field-based observations and related experiences. If a candidate satisfies the unit's field experience requirement through option 3, they may complete these clock hours through observations within the unit's partner schools, through Relay's Online Video Library, or through some combination of the two.

Relay's current partner network, the Noble Network of Charter Schools, consists of 17 campuses that serve over 11,000 students from more than 70 Chicago communities. Across the network, there is a wide variety of grade levels and content areas for Relay candidates to complete their pre-service field experience requirement. More specifically, for Relay's Learning Behavior Specialist I candidates, Noble has students with a range of disabilities, including but not limited to: autism, emotional disturbance, mild and moderate intellectual impairment, hearing impairments, vision impairments, learning disabilities, traumatic brain injuries, physical impairments, speech and language impairments, and health impairments. This diversity in disabilities allows Relay's candidates to be exposed to a wide range of disabilities during their pre-residency field experience.

Additionally, the institution's Online Video Library consists of nearly 3,000 video clips of effective instruction from a wide variety of schools, grade levels, and content areas. The Online Video Library provides a robust search functionality by keyword, grade level, subject area, and instructional practice that gives candidates access to a large range of school experiences that they can use to satisfy the unit's

pre-residency field experience requirement. For special education specifically, Relay's Learning Behavior Specialist I candidates have access to over 300 clips from special education classrooms, consisting of over 75 hours of film. The videos span resource rooms, self-contained classrooms, co-teaching classrooms, teaching students with language/learning needs, speech therapy sessions, teaching students with autism, teaching students with low incidence disabilities, and teaching students with significant behavioral needs.

In addition to meeting the regulations, Relay believes that the field experience in which Learning Behavior Specialist I candidates participate in prior to their first year of residency provides them with access to a diverse range of grade levels, content areas, special education placements, and disabilities. This exposure and field experience prepares the unit's Learning Behavior Specialist I candidates to dive into their teaching placements with a strong foundation.

Sincerely,
Ashley Chin Morefield
Director of Operations, Relay Chicago



Civitas Education Partners
901 W Jackson Blvd Suite 205
Chicago, IL 60607

March 8, 2016

To Whom It May Concern:

I am delighted to express my support for the Relay Graduate School of Education as they appeal to the Illinois State Board to expand the scope of their programs. Presently, I serve as the CEO of a School Management Organization operating four campuses under the Chicago International Charter Schools (CICS) organization—three high schools and one elementary school. As a high school leader, I had the pleasure of partnering with Relay to develop talent and fill teaching positions in Englewood, one of Chicago’s most challenging communities. The success we experienced aided in creating options for children who come from disadvantaged communities and would otherwise fall victim to the negative statistics daunting our city. Without programs like Relay, that serve to educate future teachers while equipping them with practical skills and experiences they will need to excel in this work, our success may not have been possible. They were able to develop talent in our building at an accelerated rate and enabled us to fill positions in critical shortage areas (math, science, and special education).

Right now, I have multiple campuses with teaching vacancies that we are unable to fill with no hope or means to get talented professionals in front of our children. We need Relay to help fill our elementary and special education teaching positions. Without programs of this nature, we are all left to pull from the same limited pool, which leaves schools in our most needy communities empty-handed. The teachers that we were able to grow from their participation in Relay were some of my best. I trust this program wholeheartedly to train teachers who are committed to working with our most vulnerable populations.

In addition the respect and support I have expressed above, I am willing to leverage my own professional training and licensure (see resume) to support the development and implementation of Relay’s additional programs if necessary.

I hope you will reconsider your decision and permit their expansion.

Kindest regards,

Dr. Garland L. Thomas-McDavid, EdD
Chief Executive Officer
901 West Jackson Blvd. Suite 205
Chicago, IL 60607
O: 312.237.4054 M: 773.899.2730
gthomasmcdavid@civitasedpartners.org

Dr. Garland L. Thomas-McDavid

4452 S Vincennes #1N Chicago, IL 60653 (773) 899-2730 dr.gthomasmc david@gmail.com

Objective: An executive leadership position in education that presents meaningful challenges and the resources necessary to overcome them through innovation, autonomy and accountability.

Education: **Doctorate of Education**, August 2009, Educational Leadership (Administration & Supervision), DePaul University, Chicago, Illinois
Advisor: Dr. Gayle Mindes
Dissertation: *To Know Me Is To Teach Me: Examining the Relationship Between Multicultural Competence and Special Education Referral*

BS and MS Degrees, August 2002, Special Education
Florida State University, Tallahassee, Florida

Licensure: **Illinois, Administrative License**
Principal, Superintendent, and Director of Special Education Endorsements

Illinois, Elementary Teaching and Secondary Teaching License
Learning Behavior Specialist I Endorsement—No Limitations

Professional History:

- 10/14-07/15 **Noble Network of Charter Schools, Chicago, Illinois**
Lead Principal (20% Role)
Responsibilities include: providing coaching and mentorship for a cluster of Noble principals. Support level/approach varies according to intensity of need; collaboration with Assistant Superintendent and Lead Pals for professional development and intervention planning.
- 7/08-07/15 **Noble Network of Charter Schools, Johnson College Prep Campus, Chicago, Illinois**
Founding Principal, Johnson College Prep Campus
Responsibilities include: Founding the Johnson College Prep Campus and acting as Chief Executive Officer on all matters including but not limited to: staff recruitment, student recruitment, budget planning and management, directing/coordinating school administrative team, developing school programming consistent with Noble guidelines and expectations, creating and managing all aspects of performance management and improvement, key participant in network development and external affairs (i.e. assists in acquiring and managing grant and donor partnerships, government affairs, and external relationships), facilities management, safety and security planning and management, member of network principal team (i.e. participant in setting network vision, direction, and strategy as well as principal professional development), and other duties as assigned by Superintendent.
- 6/06-6/08 **Valley View School District 365U, ESY K-8, Romeoville, Illinois**
Extended School Year (ESY) Principal
Responsibilities included: assisted in internal interviewing and hiring, in staff assignment, coordination of related service positions, coordination of site transportation/bus supervision, site supervisor for Skoff Elementary (K-8 site), maintaining communication with staff and parents, coordination of site fire drills, ordering/receipt/distribution of instructional supplies and materials, and other duties as assigned by district special education directors.

- 5/06-6/10 **DePaul University**, School of Education, Lincoln Park, Illinois
**Co-Instructor for HSC 519 Special Education: Legal and Professional Issues for School Counselors*
**Adjunct Instructor Psychology of the Exceptional Child*
- 7/05-6/08 **Valley View School District 365U**, Irene H. King Elementary, Romeoville, Illinois
Assistant Principal
 Responsibilities included: school registration organization, interviewing/ hiring, Attendance at staff meetings/Parent Advisory Council meetings, Chairperson for Tech Committee/PBIS Committee/ Student Resource Team/ Student Assistance Team, manage all aspects of school safety/safety patrols/parking lot/walkers/busses/car pick up/bike riders, coordinate/supervise fire/tornado/ bus evacuation drills, supervision of school arrival and dismissal, supervision of lunch & recess staff, discipline, BUG recognition, certified/classified staff evaluations, immediate supervisor for lunchroom/instructional/special education paraprofessionals, ordering all curriculum materials, equipment, and furniture for classrooms, inventory of instructional books/materials in building, inventory of classroom equipment in individual classrooms, local assessments, state assessments, challenge screening, summer school lists, share attendance at school board meetings, field trip approvals, school newsletter, and other duties as assigned by Principal.
- 8/03-6/05 **Indian Prairie School District 204**, Thayer J. Hill Middle School, Naperville Illinois
Support Facilitator/Team Leader
 Responsibilities included: coordinating support for students with disabilities in full inclusion program, scheduling/equipping/supervising paraprofessionals to serve in classrooms, collaborative planning with teachers to modify/differentiate/enrich lesson plans and classroom activities to accommodate the needs of all learners, paraprofessional evaluation, assistance with special education program planning, IEP case management, coordinating testing for students with IEPs, transition management, portfolio assessments as needed, serving as liaison between team teachers and administration, developing agendas for daily team meetings, overseeing team responsibilities, scheduling/maintaining team articulation with student service professionals (Occupational Therapist, Physical Therapist, Guidance Counselor, Social Worker, Speech & Language Pathologist), addressing/fielding parent contact/issues.
- 8/02-7/03 **Valley View School District 365U**, A. Vito Martinez Middle School, Romeoville, Illinois
LD Resource Teacher/Case Manager
 Responsibilities included: teaching social studies at the instructional level of students with various disabilities (Grade 6 World History, Grade 7 World Geography, and Grade 8 American History), co-teaching an eighth grade social studies class, parent/staff communication, and IEP Case Management (write/review IEPs), monitor academic progress, monitor progress toward IEP goals and objectives, maintain communication with multidisciplinary team and parents regarding student performance.

References:

- Matthew Brown, Principal, Noble Network, mbrown@noblenetwork.org, 312-348-1888
- Michael Madden, Chief Operating Officer, Noble Network, mmadden@noblenetwork.org, 312-961-3803
- Michael Milkie, Superintendent, Noble Network, mmilkie@noblenetwork.org, 773-278-6895
- Eric Thomas, Assistant Superintendent, Noble Network, ethomas@noblenetwork.org, 773-632-7945

ILLINOIS STATE BOARD OF EDUCATION MEETING
March 16, 2016

TO: Illinois State Board of Education

FROM: Tony Smith Ph.D., State Superintendent of Education *Ans*
Jason Helfer Ph.D., Deputy Superintendent for Teaching and Learning *H*

Agenda Topic: Consideration of Approval of the Elementary Education Alternative Licensure Program at Relay Graduate School of Education

Materials: Appendix A: SEPLB: Letter of Denial
Appendix B: Letter of Appeal from Relay Graduate School of Education

Staff Contact(s): Emily Fox—Division Administrator, Educator Licensure

Purpose of Agenda Item

The Educator Licensure division requests the Board to authorize the State Superintendent to grant approval to the elementary education alternative licensure program at Relay Graduate School of Education.

Relationship to the State Board's Strategic Plan and Implications for the Agency and School Districts

Goal 2: Every student will be supported by highly-prepared and effective teachers and school leaders.

Expected Outcome(s) of Agenda Item

It is expected that the Board will authorize the State Superintendent to approve the elementary education alternative licensure program at Relay Graduate School of Education.-

Background Information

Relay Graduate School of Education proposed an elementary education program at the March 5, 2016 State Educator Preparation and Licensure Board (SEPLB) meeting.

The elementary education program was denied by a vote of 12 votes for denial, 0 votes for approval, and 2 abstentions. Four members were absent. Denial was based on the program's failure to indicate the transcript review process used to ascertain candidates will complete required content coursework.

Relay Graduate School of Education wishes to appeal the denial of the elementary education alternative licensure program.

If an institution brings forth a program before SEPLB resulting in a denial, it may appeal the finding to the Board of Education. This process includes the Secretary of SEPLB sending a letter of denial that includes reasons for the denial and the submission of a letter of appeal on the part of the institution. The State Board of Education may accept, modify or reverse a recommendation of the SEPLB.

On March 8, 2016, Ms. Emily Fox, Secretary of SEPLB, sent the letter of denial to the president, dean, and director of operations for Relay Graduate School of Education. Within this letter, one

area of concern was identified, and this concern would require additional information *should Relay Graduate School of Education wish to resubmit its application to SEPLB* (Appendix A: SEPLB: Letter of Denial):

- The program did not indicate the transcript review process used to ascertain candidates will complete required content coursework

On March 9, 2016, Ashley Chin-Morefield, director of operations for Relay Graduate School of Education, sent Superintendent Smith a request to appeal the recommendation of SEPLB (Appendix B: Letter of Appeal from Relay Graduate School of Education.)

Within the letter of appeal submitted to Superintendent Smith, Ms. Chin-Morefield provided a description of the process Relay Graduate School of Education follows to ascertain candidates have met appropriate content coursework required by School Code and Administrative Code.

Financial Background

Not Applicable

Business Enterprise Program (BEP)

Not Applicable

Analysis and Implications for Policy, Budget, Legislative Action, and Communications

Policy Implications: Within the last 20 years, there have been a variety of alternative approaches in the preparation of educators. In addition to models like Teach for America, and Grow Your Own, some large urban districts have developed their own training programs that lead to licensure. In order to provide schools districts with the widest range of qualified candidates, it is important the Illinois State Board of Education support the approval of educator preparation programs, regardless of type and ensure the development of quality candidates through the collection of data after the program is in operation.

Additionally, alternative routes for teacher preparation increase the diversity of the candidate pool in terms of experience. In Illinois, alternative preparation programs require that a candidate has already completed an undergraduate degree. This, coupled with those candidates who also have additional work experience, can provide individuals to districts with a different perspective than those who may have completed a traditional teacher preparation program.

Budget Implications: Not applicable

Legislative Action: Not applicable

Communication: Not applicable

Pros and Cons of Various Actions

Pros: Approving the elementary education alternative licensure program at Relay Graduate School of Education will provide districts a more diverse candidate pool (in terms of experience) from which to choose for employment.

Cons: Not approving the elementary education alternative licensure program at Relay Graduate School of Education could limit the pool for school districts in the state.

Superintendent's Recommendation

I recommend that the following motion be adopted:

The State Board of Education hereby authorizes the State Superintendent to grant approval to the elementary education alternative licensure program at Relay Graduate School of Education.

Next Steps

Upon Board authorization, Agency staff will contact administration at Relay Graduate School of Education and inform the institution of the approval of its elementary education alternative licensure program.



Illinois State Board of Education

100 North First Street • Springfield, Illinois 62777-0001
www.isbe.net

James T. Meeks
Chairman

Tony Smith, Ph.D.
State Superintendent of Education

March 8, 2016

Mr. Norman Atkins
Co-founder and President
Relay Graduate School of Education
40 West 20th Street, 7th Floor
New York, NY 10011

Dear Mr. Atkins:

During the March 2016 State Educator Preparation and Licensure Board (SEPLB) meeting members considered approval of Relay Graduate School of Education Chicago's proposal for of an Elementary Education (Grades 1-6) Alternative Educator Licensure (MAT) program.

Pursuant to Section 25.155(m) (2) of the 23 Illinois Administrative Code, the State Educator Preparation and Licensure Board took action to recommend to the State Board of Education that the Elementary Education (Grades 1-6) Alternative Educator Licensure (MAT) program at Relay Graduate School of Education Chicago be denied.

The SEPLB shared the following concerns for denial of the proposed program:

- Program did not indicate the transcript review process used to ascertain candidates will complete required content coursework

Section 25.160(b) of the 23 Illinois Administrative Code does allow an affected institution to submit a notice of objection to the SEPLB's recommendations within 10 days of the receipt of written notice.

Should you have any questions concerning the SEPLB's recommendation, please contact Cristina Dimmit-Salinas at cdimmitt@isbe.net or by calling 217.782.4123.

Sincerely,

A handwritten signature in cursive script that reads "Emily Fox".

Emily Fox
Secretary
Illinois State Educator Preparation and Licensure Board

cc: Brent Maddin, Provost
Mindy Sjoblom, Dean, Relay/GSE Chicago

March 9, 2016

Dr. Tony Smith
State Superintendent
Illinois State Board of Education
100 North First Street
Springfield, IL 62777

Dear Dr. Smith:

Pursuant to Section 25.160(b) of the 23 Illinois Administrative Code, the Relay Graduate School of Education ("Relay") is submitting this notice of objection to the State Educator Preparation and Licensure Board's ("SEPLB") March 4, 2016 recommendation of denial of our Alternative Elementary Education program application.

The SEPLB recommended a denial of this program based on one concern: Program did not indicate the transcript review process used to ascertain candidates will complete required content coursework.

We respectfully submit the following grounds of our disagreement with the SEPLB's recommendation and offer the following documentation to support our position regarding the SEPLB's concern:

Transcript Review: Pursuant to Section 21B-50(c)(3) of the School Code and Section 25.60(c)(4)(B) of 23 Illinois Administrative Code Part 25, any candidate seeking an endorsement in elementary education will complete a major in the content area of reading, English/language arts, mathematics, or one of the sciences (understood as any of the physical or social sciences), or must have completed the equivalent of 32 credits in related coursework.

If an applicant's official transcripts do not show proof of a major or concentration in reading, English/language arts, mathematics, or one of the sciences, then Relay's Admissions Committee will utilize the Elementary Education Transcript Evaluation Form (Appendix 10 of the Relay Elementary Education (grades 1-6) Alternative Educator Licensure Program Proposal and also attached to this objection) to determine if the applicant's coursework demonstrates equivalency as defined by the unit.

Section 25.60(e) exempts candidates in alternative programs from any other content matter requirements: "Successful completion of the program shall be deemed to satisfy any other practice or student teaching and content matter requirements established by law. [105 ILCS 21B-50(b)] A candidate successfully completing the program shall receive a professional educator license endorsed in the content area and grade levels of his or her residency practice upon application and payment of the fee required under Section 21B-40 of the School Code."

Relay believes it has adequately demonstrated that its transcript review process for candidates meets the required content coursework for alternative elementary programs.



Sincerely,
Ashley Chin Morefield
Director of Operations, Relay Chicago

Appendix 10. Relay Elementary Education (grades 1-6) Application Evaluation Form
IL Alternative Educator Licensure MAT Application Evaluation Form

Applicant: _____		Date of Intake: _____	
Alternative Educator Licensure MAT Program:			
<i>Secondary (grades 9-12)</i>		<i>Middle Grades (grades 5-8)</i>	
<input type="checkbox"/> English/Language Arts	<input type="checkbox"/> Language Arts	<input type="checkbox"/> Elementary (grades 1-6)	
<input type="checkbox"/> Mathematics	<input type="checkbox"/> Mathematics	<input type="checkbox"/> Learning Behavior Specialist I (grades PK-Age 21)	
<input type="checkbox"/> Science – Biology	<input type="checkbox"/> General Science		
<input type="checkbox"/> Science – Chemistry	<input type="checkbox"/> Social Science		
<input type="checkbox"/> Social Science – History			
Step 1: Will the applicant be employed by a Relay Chicago partner school for the 2016-17 school year?			
<input type="checkbox"/> Yes → School: _____			
<input type="checkbox"/> No → STOP; DO NOT ADMIT APPLICANT			
Step 2: Does the applicant hold a baccalaureate degree from an accredited institution of higher education?			
<input type="checkbox"/> Yes → Institution: _____ Date of Degree Conferral: _____			
<input type="checkbox"/> No → STOP; DO NOT ADMIT APPLICANT			
Step 3: Does the applicant have a cumulative GPA of 3.0 or greater (on a 4.0 scale) or its equivalent on another scale?			
<input type="checkbox"/> Yes → Cumulative GPA: _____			
<input type="checkbox"/> No → Cumulative GPA: _____ → STOP; DO NOT ADMIT APPLICANT			
Step 4: Does the applicant show proof of a major or concentration in the subject area of the alternative educator licensure MAT program?			
<input type="checkbox"/> Yes → Concentration: _____ →			
<input type="checkbox"/> No → Concentration: _____ → STOP; EVALUATE EQUIVALENCY			
	I	II	III
Professional Experience			
Resume	Little to no relevant work or volunteer experience; unsatisfactory employment record	Some relevant job or volunteer experience; steady employment record	Relevant job or volunteer experience; impressive employment record
Recommendations	Cited as a less-than-average employee and/or student	Cited as a satisfactory employee and/or student	Cited as an employee and/or student that excels at job site and/or in classroom
Alignment with Relay GSE Mission			
Statement of Purpose	Expresses little to no alignment with Relay GSE mission; does not relate work as a teacher to Relay GSE mission	Describes how work as a teacher related to Relay GSE mission; may not have experience working towards mission, but has desire to do so	Expresses strong desire to work as a teacher and to achievement Relay GSE mission; cites examples of previous work that aligns with mission
Admissions Committee Final Decision: <input type="checkbox"/> Admit <input type="checkbox"/> Admit; Send Transcript(s) to ISBE <input type="checkbox"/> Reject			
Comments (optional): 			

ILLINOIS STATE BOARD OF EDUCATION MEETING
March 16, 2016

TO: Illinois State Board of Education

FROM: Tony Smith, Ph.D., State Superintendent of Education 
Karen Corken, First Deputy Superintendent 

Agenda Topic: Legislative Update

Staff Contacts: Amanda Elliott, Co-Director of Legislative Affairs
Sarah Hartwick, Co-Director of Legislative Affairs

Purpose of Agenda Item

The purpose of the agenda item is to provide the Board with a summary of legislation that has been filed in advance of the Spring 2016 legislative session and an update on the Board's 2016 legislative agenda.

Relationship to/Implications for the State Board's Strategic Plan

The Legislative Agenda will support changes that align with the goals identified within the Board's Strategic Plan.

Expected Outcome(s) of Agenda Item

The Board will be kept informed of tracked legislation and Board initiatives.

Background Information

Synopsis of Tracked Legislation

In addition to legislation listed in the Board Initiatives section below, the following bills are highlighted as bills of particular interest.

Reports, Task Forces, Commissions, etc.

- HB 4343 (Chapa) extends the initial report submission deadline for the Attendance Commission to March 15, 2016 (instead of December 15, 2015).
- HB 4367 (Bellock) requires ISBE to reestablish the reading instruction advisory group to complete the group's work. The reestablished advisory group is required to complete its work before December 31, 2016.
- HB 5911 (Moeller) requires schools and school districts to report to the ISBE additional information with respect to children's dental health.
- HB 6136 (Wallace) creates the Advisory Council on At-Risk Students within ISBE which must submit a report to the General Assembly, Board, and Governor no later than December 15, 2016 various topics impacting at-risk students.

Transportation

- HB 4523 (Hoffman) allows school boards to provide free transportation for any pupil residing within 1 ½ miles from the school where conditions are such that walking to or from school constitutes a serious hazard to the safety of the pupil due to a course or pattern of criminal activity.
- HB 6140 (Sosnowski) requires school boards to provide free transportation for pupils residing at a distance of 2 miles (instead of 1 ½ miles) from school.

- HB 6282 (Bellock) creates the School Bus On-The-Shoulder Pilot Program to allow for the operation of school busses on the shoulder of State highways for the transportation of students to and from school-related events.

Discipline

- HB 4233 (Ford) provides that out-of-school suspensions of students may only take place after a school counselor or school social worker has approved the suspension.
- HB 4234 (Ford) requires that districts must report suspension of pupils to parents via certified mail. The suspension may only take place once the parent receives the notification.
- HB 4275 (Ford) requires district officials to meet with each student subject to suspension or expulsion to inform the student of alternative options.
- HB 5985 (Phillips) provides that if a firearm used for hunting purposes is found in a student's vehicle on school property the school board may not expel the student.

Assessments

- HB 4362 (Unes) requires ISBE to enter into 2 separate contracts to administer 2 college and career-ready determination exams, including, but not limited to, one that is accepted by all of Illinois public institutions of higher education, as well as all of the State's post-secondary educational institutions for the purpose of student application or admissions. Specifies that each student shall be offered the opportunity to choose between the 2 exams. Sets forth provisions providing that the State Board shall be required to cover all expenses for each student to take one of the 2 exams for the purpose of college application or admissions consideration.
- HB 4380 (McSweeney) requires ISBE to enter into two separate contracts to administer two college and career ready determination exams with one being accepted at all Illinois public institutions of higher education and the State's post-secondary educational institutions for the purposes of application or admissions. It would allow students to choose between the two exams. Further, it would require ISBE to fund all expenses related to one college entrance exam per student; if a student wished to take both exams, the second would be at the student's cost. It further limits future assessment at high school to one of these two college entrance exams (eliminates PARCC at high school after expiration of current contracts).
- HB 5901 (Guzzardi) requires school principals to report to ISBE information concerning assessments administered within their school.
- HB 6204 (Wherli)

Curriculum

- HB 4330 (Wheeler) requires each public university in Illinois to accept the State Seal of Biliteracy as equivalent to 2 years of foreign language coursework taken during high school.
- HB 4424 (Mayfield) requires ISBE to establish a reading initiative in all public elementary schools to ensure that all students are reading at or above grade level by the time they complete 3rd grade. If a student does not meet this goal, that student will not be promoted to the next higher grade level until he or she meets that goal. If more than 10% of a school's 3rd grade students are retained then the school district is subject to State intervention.
- HB 4352 (Bellock) defines dyslexia in the School Code for use in both general education and special education.

- HB 4666 (Flowers) allows Illinois public schools to include courses at the elementary and secondary levels in "History and Literature of the Old Testament Era" and "History and Literature of the New Testament Era" beginning in school year 2017-2018. Requires ISBE to adopt a curriculum for each course.
- HB 4978 (Lilly) requires that every public elementary school include in its 7th and 8th grade curriculum a civics course where completion of this course is a prerequisite to receiving an elementary school diploma.
- HB 4983 (Soto) / SB 2469 (Lightford) establishes the State Global Scholar Certification Program to recognize public high school students who have attained global competence. School district participation is voluntary.
- HB 5729 (Burke) creates the Postsecondary and Workforce Readiness Act to establish pilot programs with high schools concerning competency-based graduation requirements, transitional mathematics courses, reading and communication transitional competencies, college and Career Pathway Endorsements, State Distinction Programs, and administrative rules. ISBE, ICCB, and IBHE will consult to establish and administer these programs.

School Districts

- HB 4277 (Wheeler) increases required days of pupil attendance from 176 days to 181 days.
- the IHSA to require all member schools with certified athletic trainers to complete a monthly report on student-athletes at the member school who have sustained a concussion. The IHSA shall compile the report from all member schools and submit the report to the General Assembly, annually.
- HB 4474 (Morrison) requires a school board to designate each pupil restroom, changing room, or overnight facility accessible by multiple pupils simultaneously, whether located in a public school building or located in a facility utilized by the school for a school-sponsored activity, for the exclusive use of pupils of only one sex.
- HB 4432 (Moffitt) allows any child in grades 6 through 12 to be absent from a public school for the purpose of sounding "Taps" at a military honors funeral held in Illinois for a deceased veteran.
- HB 4462 (Mussman) makes multiple changes regarding epi-pen administration in school districts. Allows bus drivers who are not school employees to carry and administer epinephrine auto-injectors (current school bus drivers who are school employees are already among the school employees who may be so trained and able to administer the epinephrine); and requires, in addition to the current reporting of use of undesignated (stock) epinephrine auto-injectors on any person by RN or trained school staff, reporting whether the school or school district has adopted a policy allowing the use of undesignated (stock) epinephrine.
- HB 4498 (Durkin) allows ISBE to intervene in Chicago Public Schools in the same way interventions occur in other districts throughout the state by removing the appointed board members of CPS.
- HB 4592 (Chapa LaVia) provides that waivers may not be requested from laws and rules pertaining to physical education beginning with the 2022-2023 school year.
- HB 4606 (W. Davis) seeks to increase procedural due process rights for students where a district believes them to a non-resident of the school district. The bill would also allow the person who enrolled the pupil to appeal a district's finding of non-resident to the applicable regional superintendent of schools (this specific provision does not apply to CPS).

- HB 4996 (Welch) requires that each school board, including CPS, to appoint at least one employee to act as a liaison to facilitate the enrollment and transfer of records of students in the legal custody of DCFS when enrolling in or changing schools.
- HB 6139 (Sandack) allows a Board of Education to enter into a contract with a third party to provide non-instructional services currently performed by any employee or bargaining unit member (such as transportation, food service, security, janitorial, maintenance) and lay off those current educational support employees upon 90 days written notice to the affected employees, with no additional conditions.
- HB 6164 (Sandack) expands district flexibility in the areas of third party contracting, physical education, and driver education (based on the Lt. Governor's Task Force on Unfunded Mandates and Local Government Consolidation).
- SB 2137 (Morrison) provides that if a child uses a service animal individually trained to perform tasks for the benefit of a child with a disability, an individualized education program review must be held within 15 days from written notice that the service animal will be present at school functions.
- SB 2183 (Hastings) applies the School Action and Facility Master Planning process required by law for CPS to districts in the rest of the state.
- SB 2186 (Althoff) requires school districts to comply with local zoning ordinances.

Licensure

- HB 4265 / HB 4301 (Crespo) allows certain school districts to appoint a chief executive officer in lieu of a superintendent.
- HB 4360 (Cassidy) amends the School Code with regard to the currently imposed lifetime ban on licensure for certain criminal convictions and with regard to the list of criminal convictions that automatically disqualify an individual from holding a teaching license or being employed in public schools or nonpublic ISBE-recognized schools.
- HB 5024 (Chapa LaVia) makes significant changes to the qualifications to hold office as a regional superintendent. The bill would: (a) allow someone who does not hold a valid license to hold office provided they employ an assistant regional superintendent who holds a valid administrative license, (b) require 4 years of teaching experience in grades K-12 or at the university level; (c) require that the individual has been employed in an administrative capacity for five years in the ROE for which they are seeking to hold office.
- HB 6000 (Sente) creates a "limited substitute teaching license" which could be obtained without a bachelor's degree (would require 60 hours of college credit and a high school diploma, as well as "valuable work experience as determined by the school district). This license would allow the holder to substitute teach at a specific school district each school year for 5 or fewer consecutive days in the same classroom teaching the same group of students. This is duplicative of ISBE's licensure bill SB 2912.
- HB 6128 (Chapa LaVia) allows persons to have completed a comparable preparation program in another state to earn a professional educator license. It provides additional time for applicants for a professional educator license to pass an evidence-based assessment of teacher effectiveness, and it attempts to allow individuals who have not yet passed such an assessment to receive an educator license with stipulations. This is duplicative of ISBE's licensure bill SB 2912.
- HB 6181 (Willis) allows educators to earn professional development and enter it into ELIS during the last 3 months of the school year (April-June).
- SB 2440 (Bertino-Tarrant) amends the requirements for the principal endorsement on a Professional Educator License by expanding the applicable experience to include experience working in the capacity of school support personnel.

- SB 3304 (Rose) allows licensed physicians (licensed by the Illinois Department of Financial and Professional Regulation) to teach a class per school year for high school credit if ISBE approves the class as having academic value.

School Funding

- HB 4397 (Costello) changes the time limit for the 2014 School Energy Efficiency Grants to be expended. Allows the grant funds to be available for four years instead of two from the date the funds were distributed by the state.
- HB 4439 (Mitchell) requires the General Assembly and the Governor fully fund the General State Aid claim. Repeals the Chicago Block Grant.
- HB 4451 (Brown) extends the period of time that is looked at for attendance purposes to determine funding and changes the student population considered for the formula and removes the low-income multiplier. It retains a baseline amount of \$30,000 which attempts to put all programs on some sort of equal-footing.
- HB 4469 (Hammond) requires the General Assembly to appropriate a sufficient amount each fiscal year to fully fund the consolidation incentive payments.
- SB 2206 (Althoff) repeals the Chicago block grant.
- SB 3376 (Harmon) amends the School Code to prevent the transfer of appropriation from the Funding for Children requiring Spec Ed Services into General State Aid Appropriations as recommend by the Board in its FY17 Budget Recommendation. It is uncertain if the specific language would prevent the Funding for Children requiring Spec Ed Services for not being funded if the agency's appropriation bill did not have an amount appropriated for Funding for Children requiring Spec Ed Services.

Board Initiatives

Over the past several months, Governmental Relations staff has been working with Agency divisions to develop legislative proposals for the 2016 Spring Legislative Session.

SB 2560 (McConnaughay/Wheeler) Districts of Innovation: This proposal would allow school districts in Illinois to become Districts of Innovation. These districts would be encouraged to develop new or create alternatives to existing instructional and administrative practices intended to improve student learning and student performance.

SB 2912 (Luechtefeld/Crespo) Educator Licensure: This proposal will make it easier for educators coming into Illinois from other states to obtain licensure and will make changes to address substitute teacher shortages in the State.

SB 2990 (Bush/Pritchard) Article 7 Re-write: This proposal includes a complete review and re-write of Article 7 of the School Code, which deals with the detachment of property and annexation of each property to another district or districts, as well as instances where an entire district is dissolved and annexed to another district or districts. An overhaul was completed of the School Code articles concerning the formation of a new district or districts, resulting in Public Act 94-1019 and the creation of Article 11E, but a similar overhaul of the law dealing with annexations has not been completed.

HB 6044 (Chapa LaVia/Rezin) Obsolete/Duplicative Legislation: This initiative would be a continuation of ISBE's efforts to streamline the School Code provisions and amend or repeal outdated or otherwise problematic provisions of the School Code. ISBE has introduced similar pieces of legislation over the last several years.