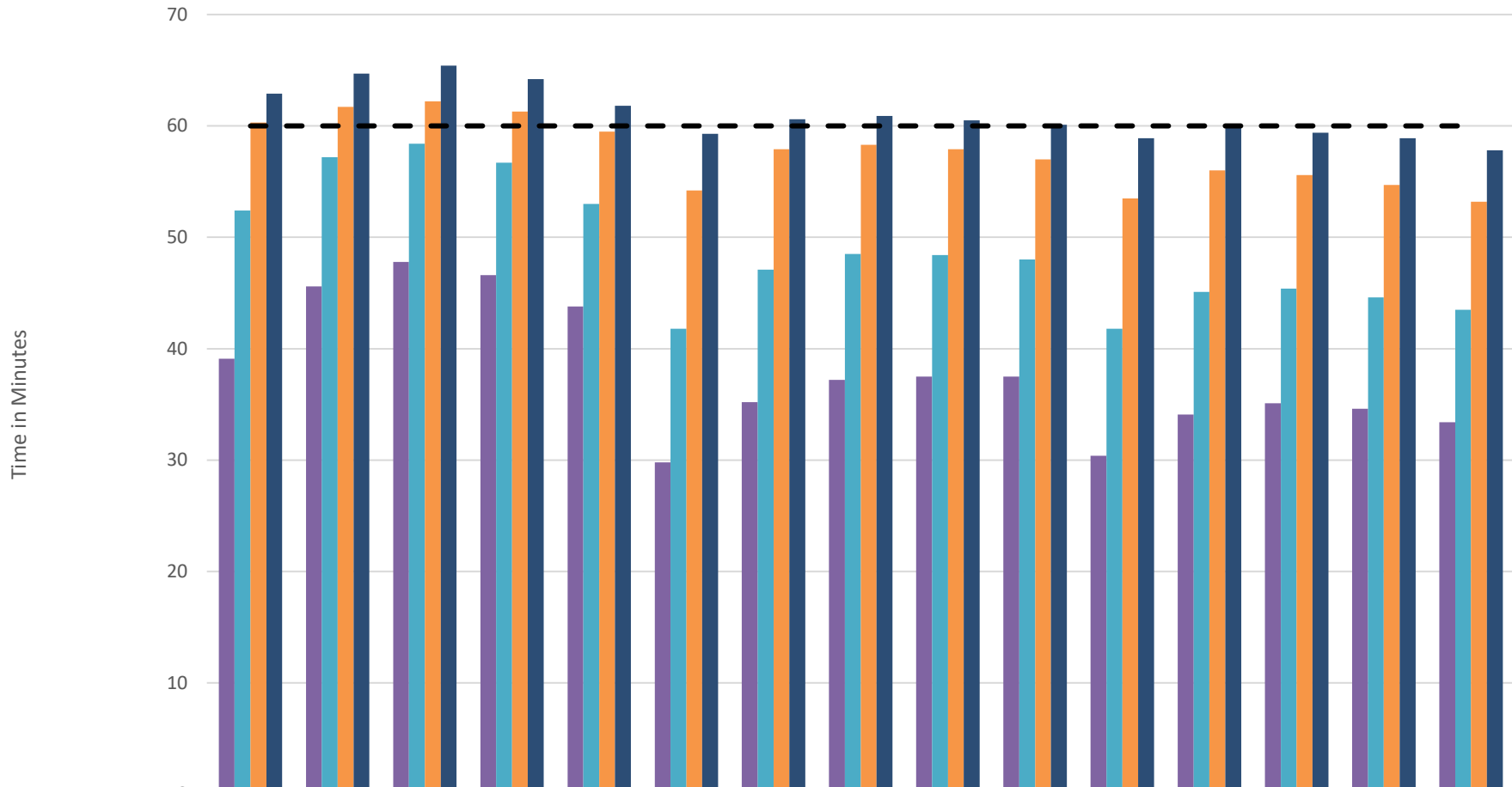


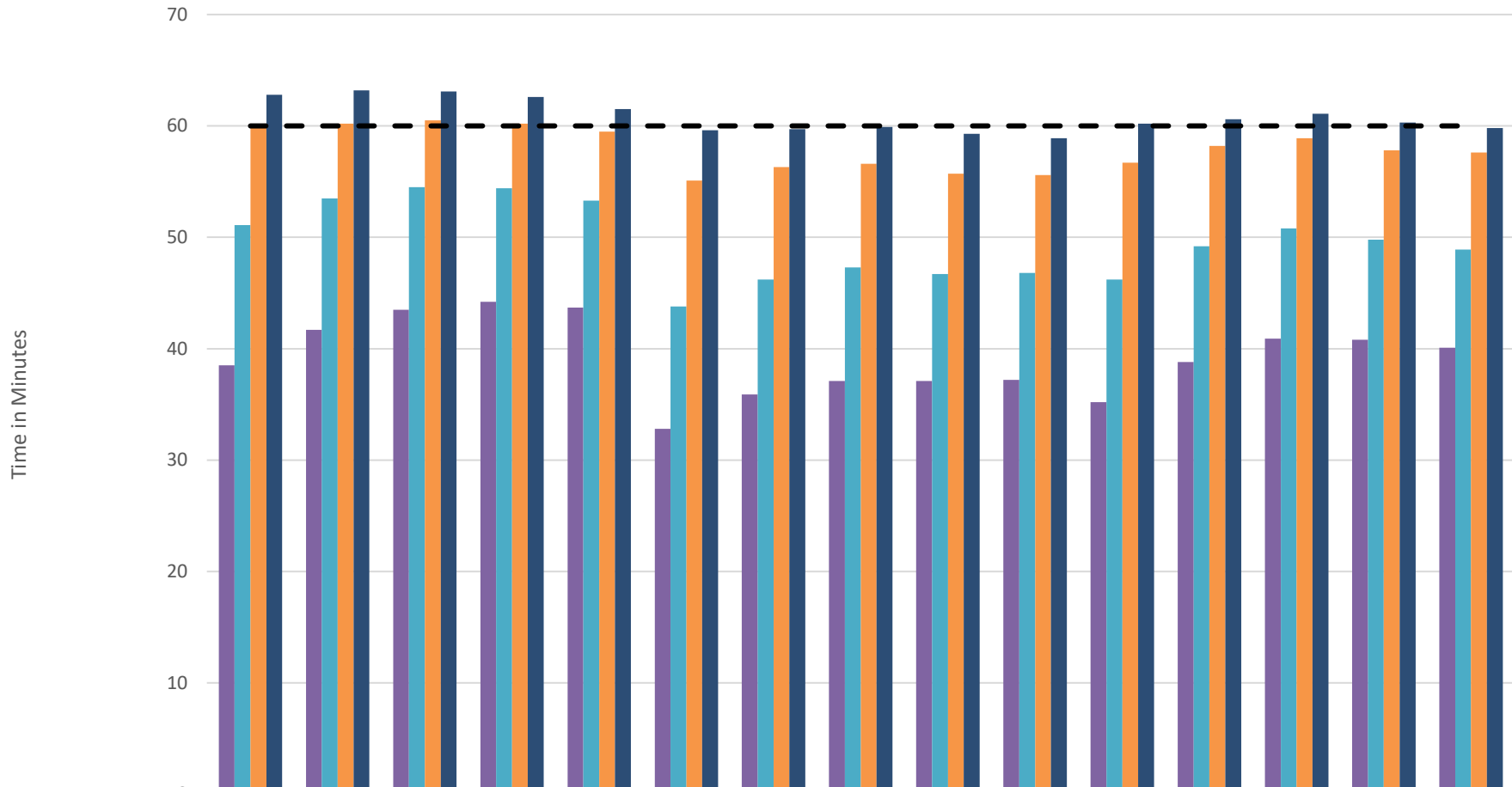
### Mathematics Grade 3



	7,270 PL 1	13,127 PL 2	20,073 PL 3	31,568 PL 4	7,980 PL 5	7,270 PL 1	13,127 PL 2	20,073 PL 3	31,568 PL 4	7,980 PL 5	7,270 PL 1	13,127 PL 2	20,073 PL 3	31,568 PL 4	7,980 PL 5
	Unit 1					Unit 2					Unit 3				
■ Percentile50	39.1	45.6	47.8	46.6	43.8	29.8	35.2	37.2	37.5	37.5	30.4	34.1	35.1	34.6	33.4
■ Percentile75	52.4	57.2	58.4	56.7	53	41.8	47.1	48.5	48.4	48	41.8	45.1	45.4	44.6	43.5
■ Percentile90	60.3	61.7	62.2	61.3	59.5	54.2	57.9	58.3	57.9	57	53.5	56	55.6	54.7	53.2
■ Percentile95	62.9	64.7	65.4	64.2	61.8	59.3	60.6	60.9	60.5	60.1	58.9	59.8	59.4	58.9	57.8
--- Time Allotted	60	60	60	60	60	60	60	60	60	60	60	60	60	60	60

Analysis includes students completing at least 25% of items on the online non-accommodated test forms without extended time.

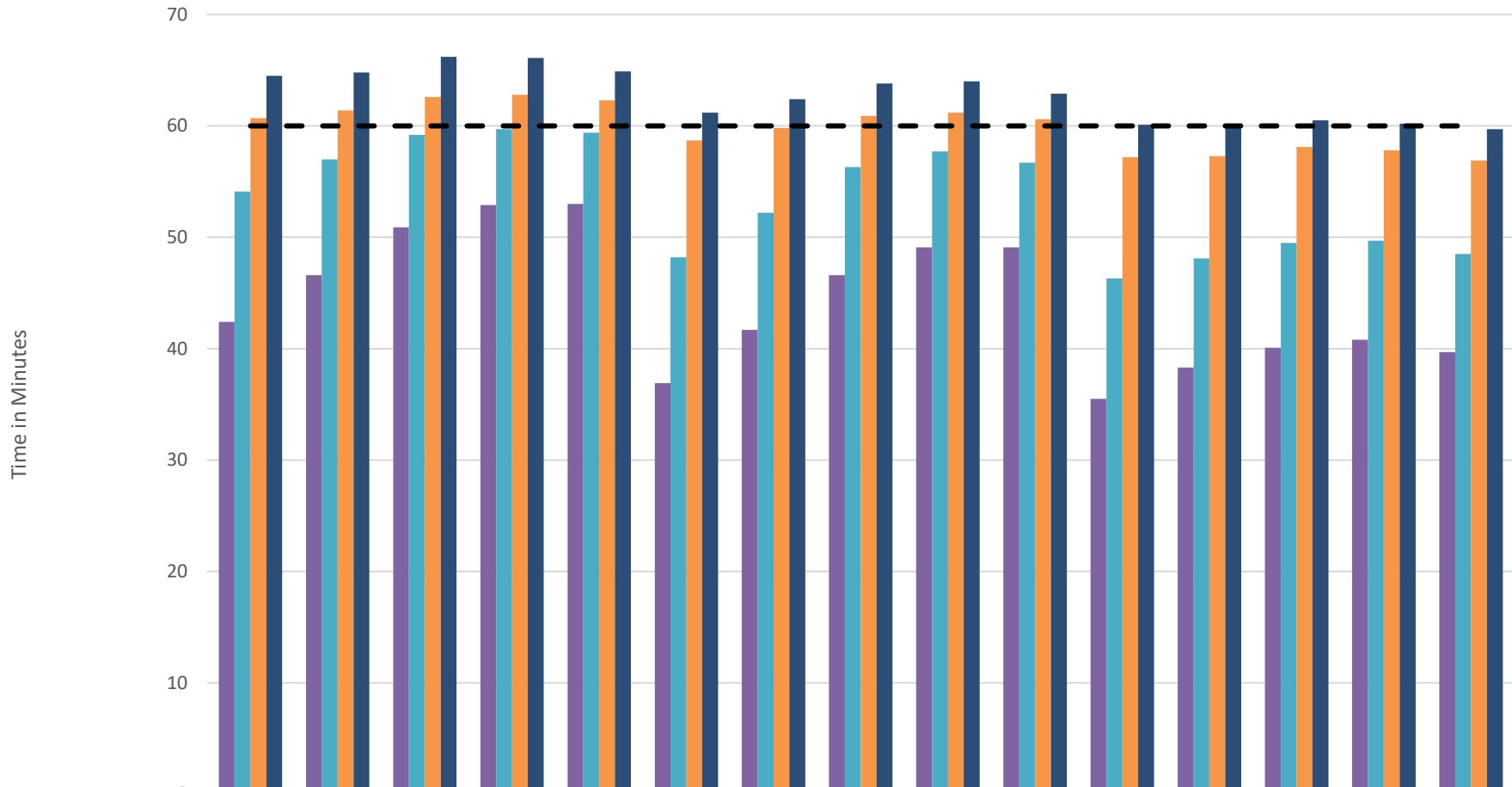
## Mathematics Grade 4



	7,733 PL 1	14,465 PL 2	25,085 PL 3	31,736 PL 4	3,559 PL 5	7,733 PL 1	14,465 PL 2	25,085 PL 3	31,736 PL 4	3,559 PL 5	7,733 PL 1	14,465 PL 2	25,085 PL 3	31,736 PL 4	3,559 PL 5
	Unit 1					Unit 2					Unit 3				
■ Percentile50	38.5	41.7	43.5	44.2	43.7	32.8	35.9	37.1	37.1	37.2	35.2	38.8	40.9	40.8	40.1
■ Percentile75	51.1	53.5	54.5	54.4	53.3	43.8	46.2	47.3	46.7	46.8	46.2	49.2	50.8	49.8	48.9
■ Percentile90	60	60.2	60.5	60.2	59.5	55.1	56.3	56.6	55.7	55.6	56.7	58.2	58.9	57.8	57.6
■ Percentile95	62.8	63.2	63.1	62.6	61.5	59.6	59.7	59.9	59.3	58.9	60.2	60.6	61.1	60.3	59.8
--- Time Allotted	60	60	60	60	60	60	60	60	60	60	60	60	60	60	60

Analysis includes students completing at least 25% of items on the online non-accommodated test forms without extended time.

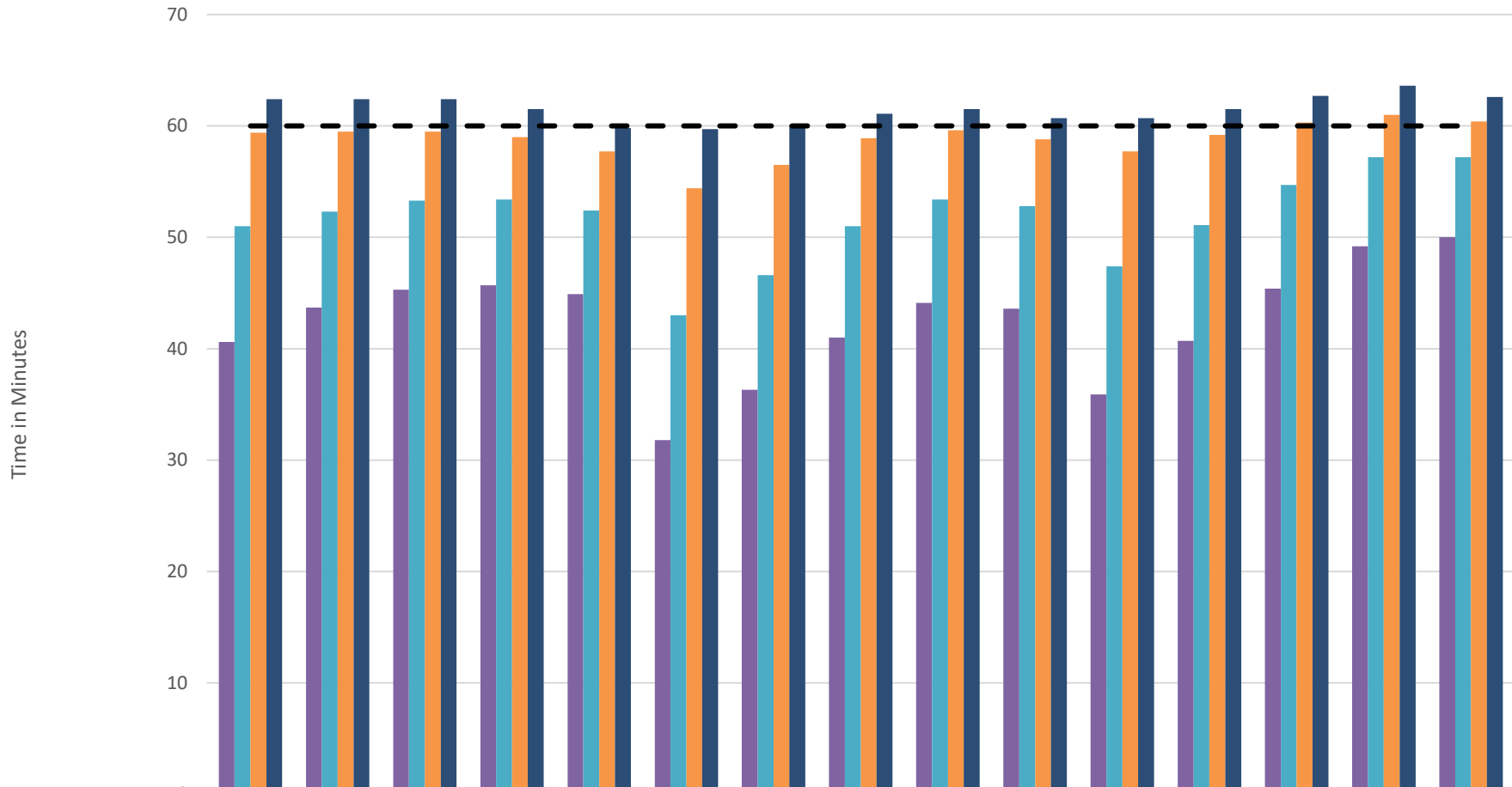
## Mathematics Grade 5



	7,159 PL 1	21,828 PL 2	26,035 PL 3	28,318 PL 4	5,880 PL 5	7,159 PL 1	21,828 PL 2	26,035 PL 3	28,318 PL 4	5,880 PL 5	7,159 PL 1	21,828 PL 2	26,035 PL 3	28,318 PL 4	5,880 PL 5
	Unit 1					Unit 2					Unit 3				
■ Percentile50	42.4	46.6	50.9	52.9	53	36.9	41.7	46.6	49.1	49.1	35.5	38.3	40.1	40.8	39.7
■ Percentile75	54.1	57	59.2	59.7	59.4	48.2	52.2	56.3	57.7	56.7	46.3	48.1	49.5	49.7	48.5
■ Percentile90	60.7	61.4	62.6	62.8	62.3	58.7	59.8	60.9	61.2	60.6	57.2	57.3	58.1	57.8	56.9
■ Percentile95	64.5	64.8	66.2	66.1	64.9	61.2	62.4	63.8	64	62.9	60.1	60.1	60.5	60.2	59.7
--- Time Allotted	60	60	60	60	60	60	60	60	60	60	60	60	60	60	60

Analysis includes students completing at least 25% of items on the online non-accommodated test forms without extended time.

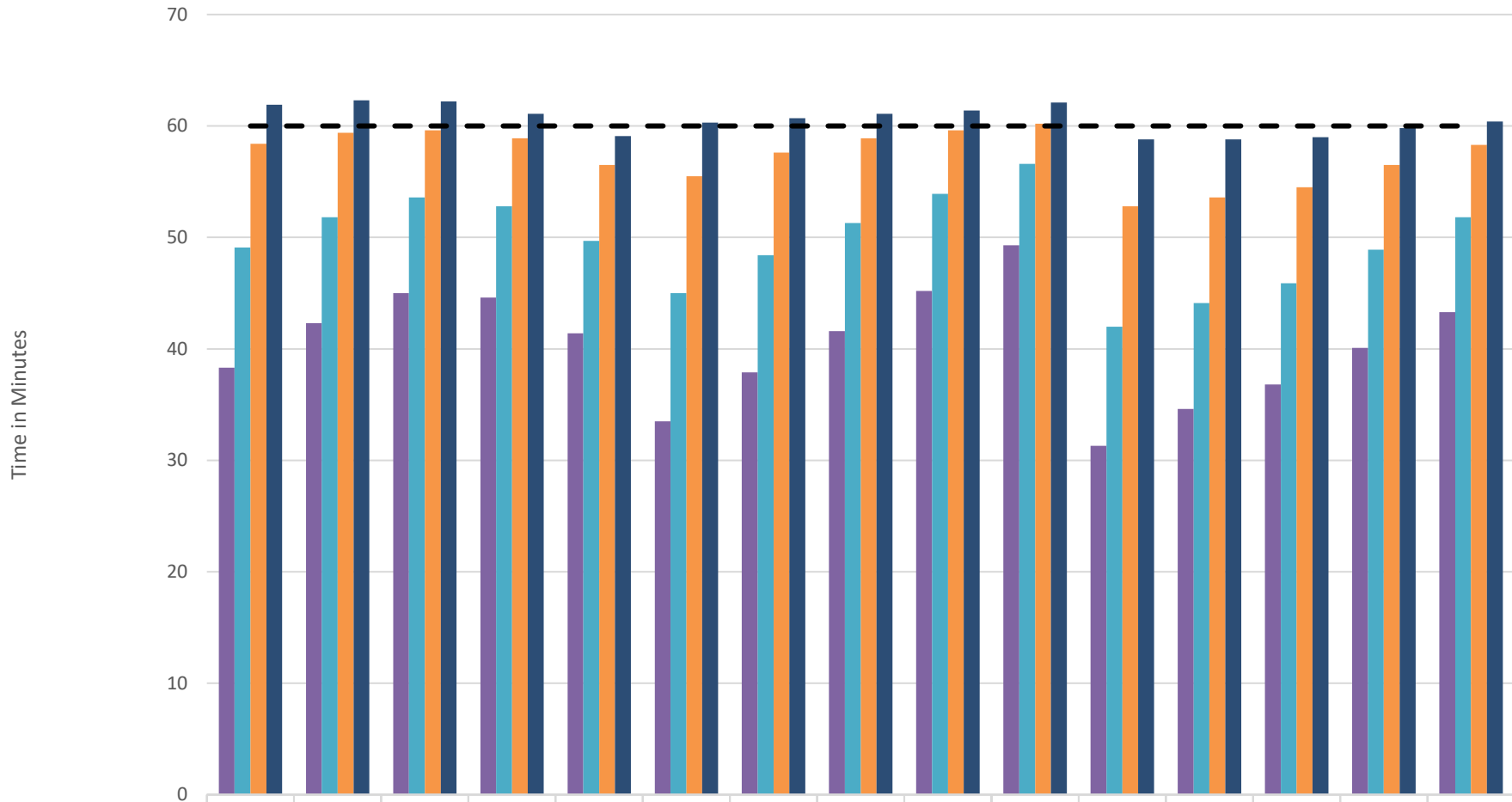
## Mathematics Grade 6



	9,175 PL 1	25,931 PL 2	29,735 PL 3	25,658 PL 4	4,021 PL 5	9,175 PL 1	25,931 PL 2	29,735 PL 3	25,658 PL 4	4,021 PL 5	9,175 PL 1	25,931 PL 2	29,735 PL 3	25,658 PL 4	4,021 PL 5
	Unit 1					Unit 2					Unit 3				
■ Percentile50	40.6	43.7	45.3	45.7	44.9	31.8	36.3	41	44.1	43.6	35.9	40.7	45.4	49.2	50
■ Percentile75	51	52.3	53.3	53.4	52.4	43	46.6	51	53.4	52.8	47.4	51.1	54.7	57.2	57.2
■ Percentile90	59.4	59.5	59.5	59	57.7	54.4	56.5	58.9	59.6	58.8	57.7	59.2	60.3	61	60.4
■ Percentile95	62.4	62.4	62.4	61.5	59.8	59.7	60.1	61.1	61.5	60.7	60.7	61.5	62.7	63.6	62.6
--- Time Allotted	60	60	60	60	60	60	60	60	60	60	60	60	60	60	60

Analysis includes students completing at least 25% of items on the online non-accommodated test forms without extended time.

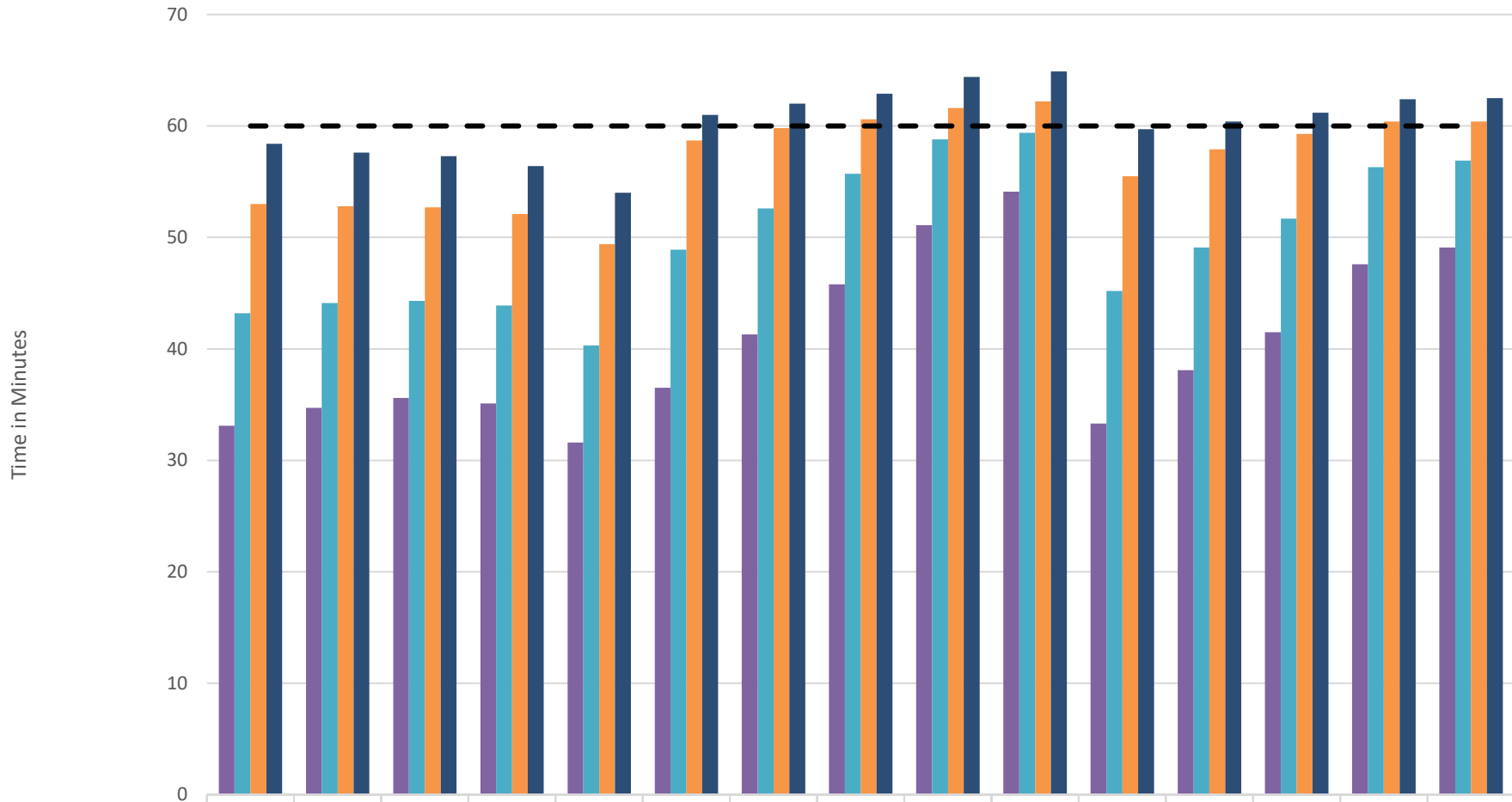
## Mathematics Grade 7



	5,375 PL 1	22,038 PL 2	32,997 PL 3	29,102 PL 4	5,537 PL 5	5,375 PL 1	22,038 PL 2	32,997 PL 3	29,102 PL 4	5,537 PL 5	5,375 PL 1	22,038 PL 2	32,997 PL 3	29,102 PL 4	5,537 PL 5
	Unit 1					Unit 2					Unit 3				
■ Percentile50	38.3	42.3	45	44.6	41.4	33.5	37.9	41.6	45.2	49.3	31.3	34.6	36.8	40.1	43.3
■ Percentile75	49.1	51.8	53.6	52.8	49.7	45	48.4	51.3	53.9	56.6	42	44.1	45.9	48.9	51.8
■ Percentile90	58.4	59.4	59.6	58.9	56.5	55.5	57.6	58.9	59.6	60.2	52.8	53.6	54.5	56.5	58.3
■ Percentile95	61.9	62.3	62.2	61.1	59.1	60.3	60.7	61.1	61.4	62.1	58.8	58.8	59	59.8	60.4
--- Time Allotted	60	60	60	60	60	60	60	60	60	60	60	60	60	60	60

Analysis includes students completing at least 25% of items on the online non-accommodated test forms without extended time.

## Mathematics Grade 8



	17,165 PL 1	20,279 PL 2	21,119 PL 3	32,512 PL 4	5,201 PL 5	17,165 PL 1	20,279 PL 2	21,119 PL 3	32,512 PL 4	5,201 PL 5	17,165 PL 1	20,279 PL 2	21,119 PL 3	32,512 PL 4	5,201 PL 5
	Unit 1					Unit 2					Unit 3				
■ Percentile50	33.1	34.7	35.6	35.1	31.6	36.5	41.3	45.8	51.1	54.1	33.3	38.1	41.5	47.6	49.1
■ Percentile75	43.2	44.1	44.3	43.9	40.3	48.9	52.6	55.7	58.8	59.4	45.2	49.1	51.7	56.3	56.9
■ Percentile90	53	52.8	52.7	52.1	49.4	58.7	59.8	60.6	61.6	62.2	55.5	57.9	59.3	60.4	60.4
■ Percentile95	58.4	57.6	57.3	56.4	54	61	62	62.9	64.4	64.9	59.7	60.4	61.2	62.4	62.5
--- Time Allotted	60	60	60	60	60	60	60	60	60	60	60	60	60	60	60

Analysis includes students completing at least 25% of items on the online non-accommodated test forms without extended time.