



AP[®] Cohort Data Report

GRADUATING CLASS OF 2023



**ILLINOIS
SUPPLEMENT**

About the Data

This report offers a measure of participation and performance that shows success on the Advanced Placement® (AP®) Exam in the overall context of equity and access.

Data Notes:

1. Supplements A, C, and D represent only public school students because no central source of enrollment and demographic data is available for nonpublic schools. Supplements B and E represent both public and nonpublic school students.
2. References to the total number of high school graduates represent projections supplied in *Knocking at the College Door* (Western Interstate Commission for Higher Education, 2020).
3. Students in the graduating class of 2023 experienced 3 years of interrupted learning. Take caution interpreting the data. Observed declines in participation and performance are commonly attributed to the need for schools to close or to shift to remote learning. They occur, overall, in relation to the amount of in-person learning that was disrupted.
4. Due to the update of high school graduate projections by the Western Interstate Commission for Higher Education (WICHE) in 2020, figures in this report shouldn't be compared to figures in previous reports.

List of Supplements

Supplement A Number of Illinois Public School Graduates Taking and Scoring a 3 or Higher on an AP Exam During High School

Supplement B Potential Cost Savings for Illinois Students (Public and Nonpublic Schools) and Families

Supplement C Percentage of Illinois Public School Graduates Taking an AP Exam During High School, by Race/Ethnicity

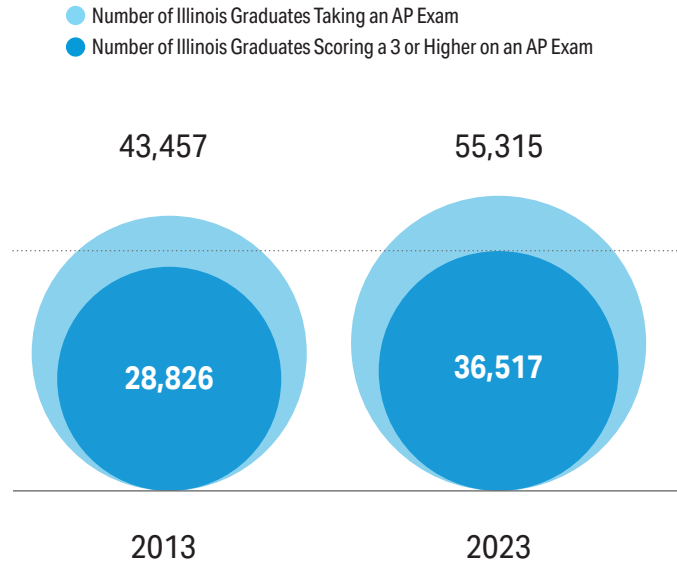
Supplement D Score Distributions of AP Exams Taken by the Illinois Public School Class of 2023 During High School

Supplement E Illinois Highlights (Public and Nonpublic Schools)

SUPPLEMENT A

Illinois

Number of Illinois Public School Graduates Taking and Scoring a 3 or Higher on an AP Exam During High School



SUPPLEMENT B

Illinois

Potential Cost Savings for Illinois Students (Public and Nonpublic Schools) and Families

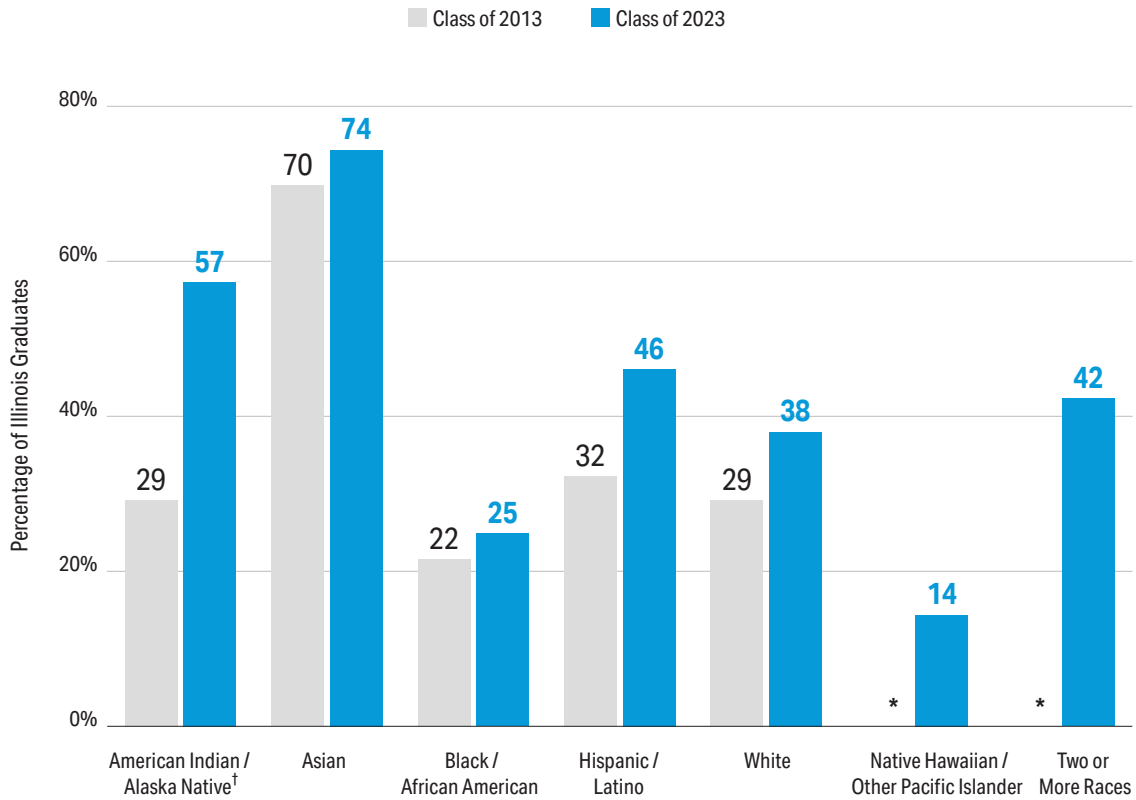
In Illinois, public and private high school students earned **147,611 qualifying AP[®] scores** of 3, 4, or 5 in 2023. These scores translate into **an estimated 442,833 potential college credits**. At a cost of **\$512.00** per college credit, the **potential tuition and fee savings** to Illinois students and families is **\$226,730,496**.

Please note: This report assumes a student earns three college credits for a qualifying score of 3, 4, or 5. Average 2023-24 in-state tuition and fees at public four-year institutions in Illinois are based on Figure CP-6 of *Trends in College Pricing and Student Aid 2023*.

SUPPLEMENT C

Illinois

Percentage of Illinois Public School Graduates Taking an AP Exam During High School, by Race/Ethnicity



The number of graduates in the classes of 2013 and 2023 are sourced from the Western Interstate Commission for Higher Education (WICHE).

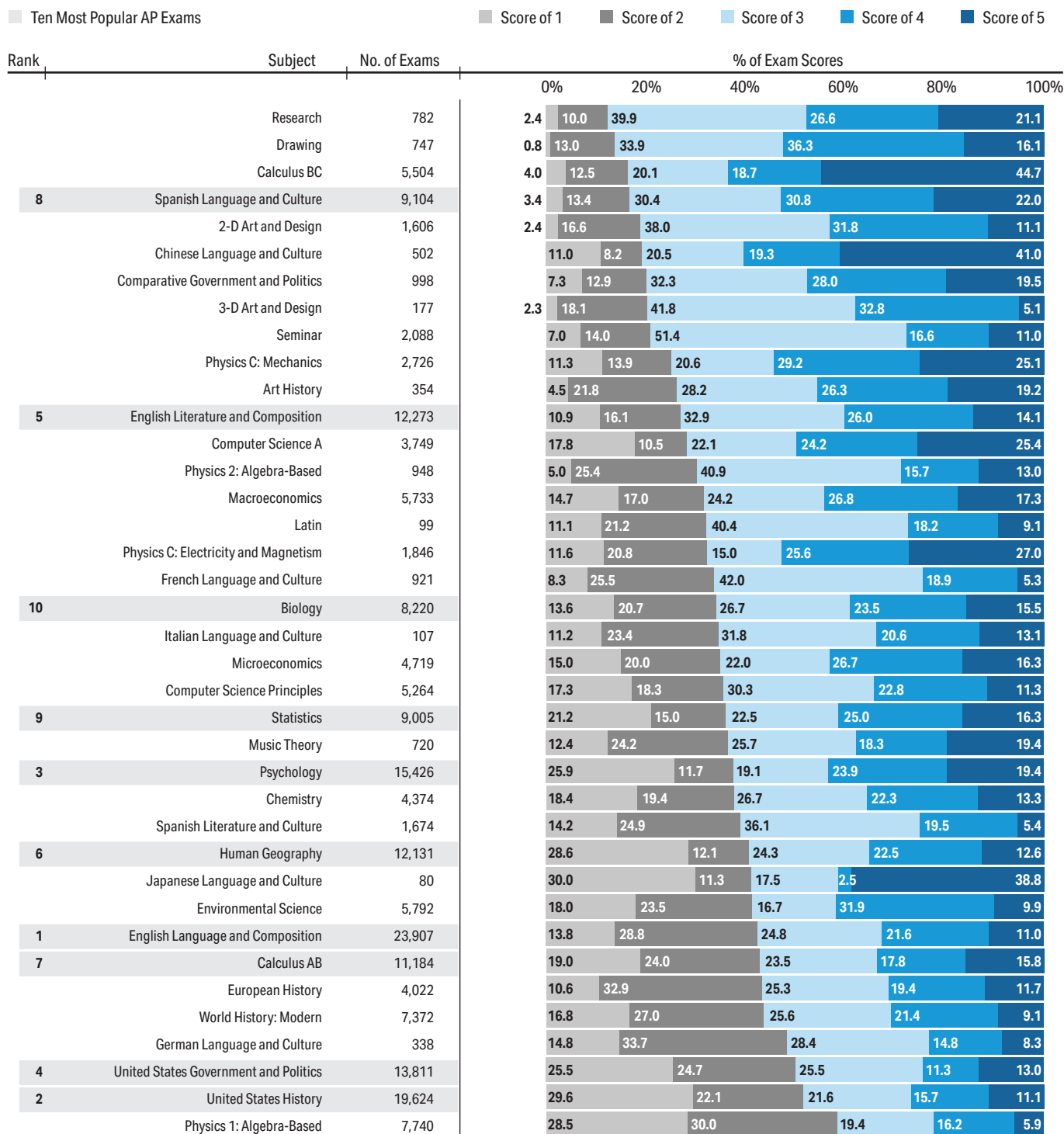
* Data for Native Hawaiian/Other Pacific Islander and Two or More Races aren't available prior to 2016. WICHE began making projections for these racial/ethnic categories starting in their 2020 release.

† Year-to-year comparisons describing American Indian or Alaska Native student participation should be interpreted cautiously. A new tribal affiliation field was added for 2023, improving the accuracy of these data for this year and the future.

SUPPLEMENT D

Illinois

Score Distributions of AP Exams Taken by the Illinois Public School Class of 2023 During High School



Notes: Due to rounding, percentages do not always add up to 100.0.

Score distributions for subjects with fewer than five AP Exams taken were omitted from this figure.

SUPPLEMENT E

Illinois

Illinois Highlights (Public and Nonpublic Schools)

Participation in the Development of AP

2023 AP Reading Participants: **821**

- AP high school teachers: **605**
- College and university faculty members: **216**

2023 AP Professional Development Leaders: **42**

2023 AP Development Committee Members: **16**

Evanston Township High School	African American Studies
Riverside Brookfield High School	Computer Science Principles
New Trier High School	Environmental Science
Maine Township High School District 207	Italian Language and Culture
Northwestern University	Microeconomics
York Community High School	Microeconomics
Prairie Ridge High School	Physics 1: Algebra-Based
Adlai E. Stevenson High School	Physics C: Electricity and Magnetism
Mount Prospect High School	Psychology
Western Illinois University	Seminar
Lane Tech College Prep High School	Seminar
West Aurora High School	Spanish Language and Culture
Northwestern University	Spanish Language and Culture
Northwestern University	Spanish Literature and Culture
Northwestern University	U.S. Government and Politics
Jones College Prep High School	U.S. History

AP Capstone

Illinois public high schools participating in AP Capstone™ in the 2022-23 school year: **79**

Illinois public high school students in the graduating class of 2023 received:

- AP Capstone Diplomas: **443**
- AP Seminar and Research Certificates: **188**

AP School Honor Roll

Number of Illinois schools eligible: **525**

Number of schools recognized on Honor Roll: **166**

Percent of schools recognized on Honor Roll: **32%**

- Percent of schools earning Bronze recognition: **10%**
- Percent of schools earning Silver recognition: **12%**
- Percent of schools earning Gold recognition: **6%**
- Percent of schools earning Platinum recognition: **4%**

Percent of Honor Roll recipients earning additional AP Access Award: **46%**

To see the complete list of Illinois AP School Honor Roll recipients, visit:

apcentral.collegeboard.org/exam-administration-ordering-scores/scores/awards/school-districts-awards/ap-school-honor-roll-recipients

About College Board

College Board reaches more than 7 million students a year, helping them navigate the path from high school to college and career. Our not-for-profit membership organization was founded more than 120 years ago. We pioneered programs like the SAT® and AP® to expand opportunities for students and help them develop the skills they need. Our BigFuture® program helps students plan for college, pay for college, and explore careers. Learn more at [cb.org](https://collegeboard.org).