

## About Cognia Stakeholder Surveys

Genuine engagement of communities and families is essential to driving continuous improvement. Cognia eProve™ surveys are designed for an educational institution to gather data on its stakeholders' perceptions, opinions, and overall knowledge of various facets of schooling. With comprehensive and accurate perception data, institutions can focus improvement initiatives, target professional development, improve teaching and learning, and elevate their overall institutional quality.

## Survey Structure

Perception data are collected from multiple stakeholder groups including elementary, middle, and high school students, as well as teachers, staff, and parents using Cognia eProve™ Climate and Culture Surveys (CCSs). The surveys are structured so that respondents are asked to choose four words or phrases that best match their experiences with their (or their children's) school. The results are based on the percentage of respondents who chose a particular word or phrase in relation to the question stem. The questions are similar across all forms, although not all groups received all of the questions based on respondents' age and/or if that respondent group had enough information to be able to accurately answer the question as it was posed.

Following the work of Ritchhart (2015), the Cognia School Climate and Culture survey looks to get information across eight different "forces" that shape school culture:

- **Expectations.** What are the expectations for students in a school?
- **Language.** What words do teachers use to shape activities, thinking, and ideas that are viewed as important?
- **Time.** How do those in a school feel about the time they have to do what they are asked to do in order to be successful?
- **Modeling.** What kinds of behaviors do adults in the school exhibit that can reinforce an effective learning culture?
- **Opportunities.** What opportunities do students have in the classroom to apply their skills and knowledge?
- **Routines.** What kinds of thinking and learning routines occur in the classroom and are they a normal part of the everyday classroom culture?
- **Interactions.** What kinds of interactions do students have with adults in the school, teachers have with peers, parents have with staff, etc.?
- **Environment.** What is the experience as a result of the physical spaces in which learning, teaching, and working happen?

Additionally, a question related to how students, teachers, and staff "feel" while at school is asked. Summarized survey data for this institution are presented using charts and graphs to compare stakeholder feedback.

## Elementary Student Survey

### Demographics

#### Current Grade

|                 | Frequency | Percent | Valid Percent | Cumulative Percent |
|-----------------|-----------|---------|---------------|--------------------|
| Valid 3rd Grade | 81        | 28.3    | 28.3          | 28.3               |
| 4th Grade       | 97        | 33.9    | 33.9          | 62.2               |
| 5th Grade       | 108       | 37.8    | 37.8          | 100.0              |
| Total           | 286       | 100.0   | 100.0         |                    |

#### Gender

|       | Frequency | Percent | Valid Percent | Cumulative Percent |
|-------|-----------|---------|---------------|--------------------|
| Valid | 1         | .3      | .3            | .3                 |
| Boy   | 132       | 46.2    | 46.2          | 46.5               |
| Girl  | 153       | 53.5    | 53.5          | 100.0              |
| Total | 286       | 100.0   | 100.0         |                    |

#### Race

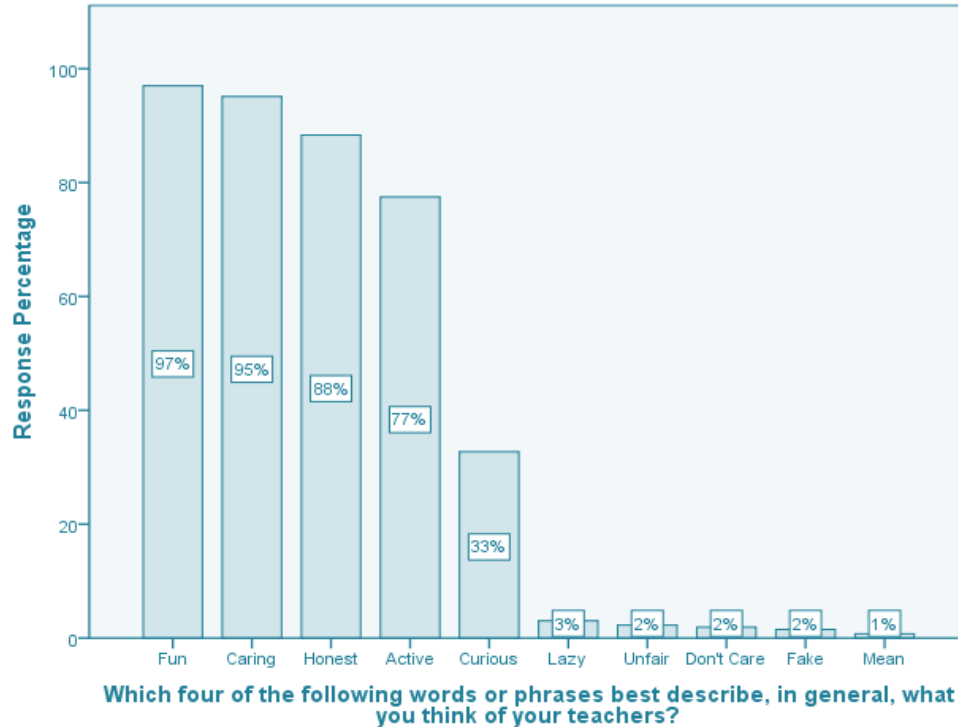
|  | Frequency | Percent | Valid Percent | Cumulative Percent |
|--|-----------|---------|---------------|--------------------|
| Valid American Indian or Alaska Native | 10        | 3.5     | 3.5           | 3.5                |
| Asian                                  | 3         | 1.0     | 1.0           | 4.5                |
| Black or African American              | 7         | 2.4     | 2.4           | 7.0                |
| Two or more races                      | 12        | 4.2     | 4.2           | 11.2               |
| White                                  | 254       | 88.8    | 88.8          | 100.0              |
| Total                                  | 286       | 100.0   | 100.0         |                    |

#### Ethnicity

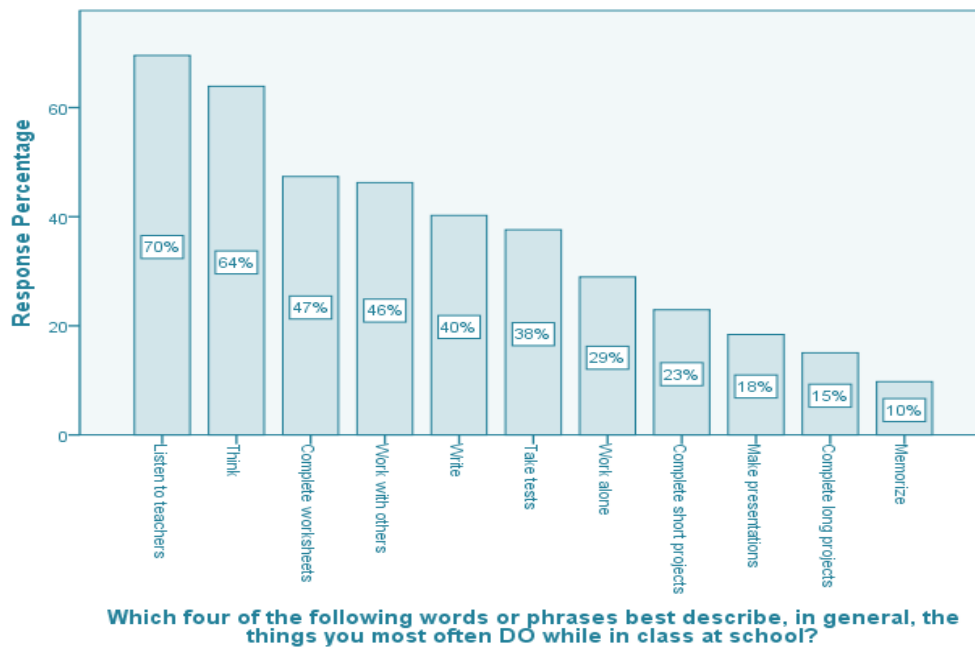
|                        | Frequency | Percent | Valid Percent | Cumulative Percent |
|------------------------|-----------|---------|---------------|--------------------|
| Valid                  | 3         | 1.0     | 1.0           | 1.0                |
| Hispanic               | 10        | 3.5     | 3.5           | 4.5                |
| Not Hispanic or Latino | 273       | 95.5    | 95.5          | 100.0              |
| Total                  | 286       | 100.0   | 100.0         |                    |

**Results**

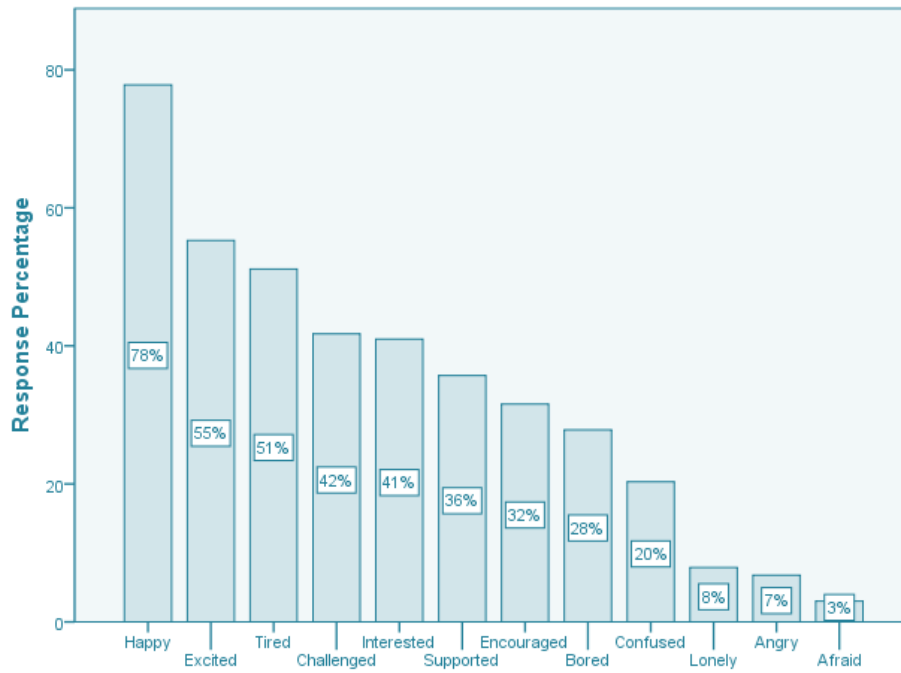
**Which four of the following words or phrases best describe, in general, what you think of your teachers?**



**Which four of the following words or phrases best describe, in general, the things you most often DO while in class at school?**



**Which four of the following words would best describe, in general, how you feel while at school?**



**Which four of the following words would best describe, in general, how you feel while at school?**

## Middle and High School Students

### Demographics

#### Current Grade

|                  | Frequency | Percent | Valid Percent | Cumulative Percent |
|------------------|-----------|---------|---------------|--------------------|
| Valid 10th grade | 108       | 15.2    | 15.2          | 15.2               |
| 11th grade       | 107       | 15.0    | 15.0          | 30.2               |
| 12th grade       | 80        | 11.2    | 11.2          | 41.4               |
| 6th grade        | 91        | 12.8    | 12.8          | 54.2               |
| 7th grade        | 106       | 14.9    | 14.9          | 69.1               |
| 8th grade        | 125       | 17.6    | 17.6          | 86.7               |
| 9th grade        | 95        | 13.3    | 13.3          | 100.0              |
| Total            | 712       | 100.0   | 100.0         |                    |

#### Gender

|        | Frequency | Percent | Valid Percent | Cumulative Percent |
|--------|-----------|---------|---------------|--------------------|
| Valid  | 1         | .1      | .1            | .1                 |
| Female | 334       | 46.9    | 46.9          | 47.1               |
| Male   | 377       | 52.9    | 52.9          | 100.0              |
| Total  | 712       | 100.0   | 100.0         |                    |

#### Race

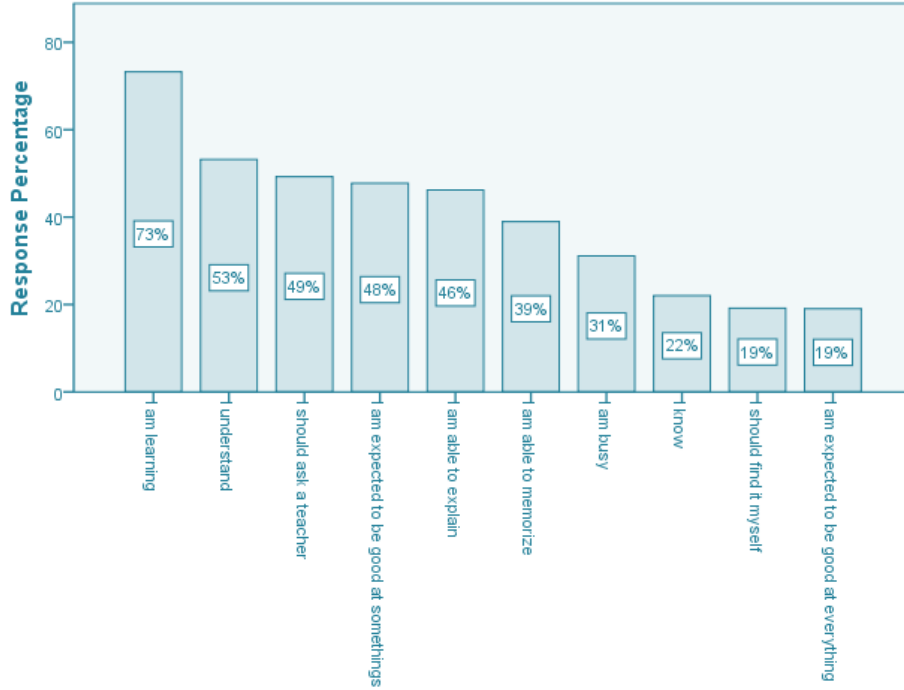
|   | Frequency | Percent | Valid Percent | Cumulative Percent |
|---|-----------|---------|---------------|--------------------|
| Valid                                     | 2         | .3      | .3            | .3                 |
| American Indian or Alaska Native          | 8         | 1.1     | 1.1           | 1.4                |
| Asian                                     | 3         | .4      | .4            | 1.8                |
| Black or African American                 | 12        | 1.7     | 1.7           | 3.5                |
| Native Hawaiian or Other Pacific Islander | 2         | .3      | .3            | 3.8                |
| Two or more races                         | 58        | 8.1     | 8.1           | 11.9               |
| White                                     | 627       | 88.1    | 88.1          | 100.0              |
| Total                                     | 712       | 100.0   | 100.0         |                    |

#### Ethnicity

|                        | Frequency | Percent | Valid Percent | Cumulative Percent |
|------------------------|-----------|---------|---------------|--------------------|
| Valid                  | 31        | 4.4     | 4.4           | 4.4                |
| Hispanic               | 26        | 3.7     | 3.7           | 8.0                |
| Not Hispanic or Latino | 655       | 92.0    | 92.0          | 100.0              |
| Total                  | 712       | 100.0   | 100.0         |                    |

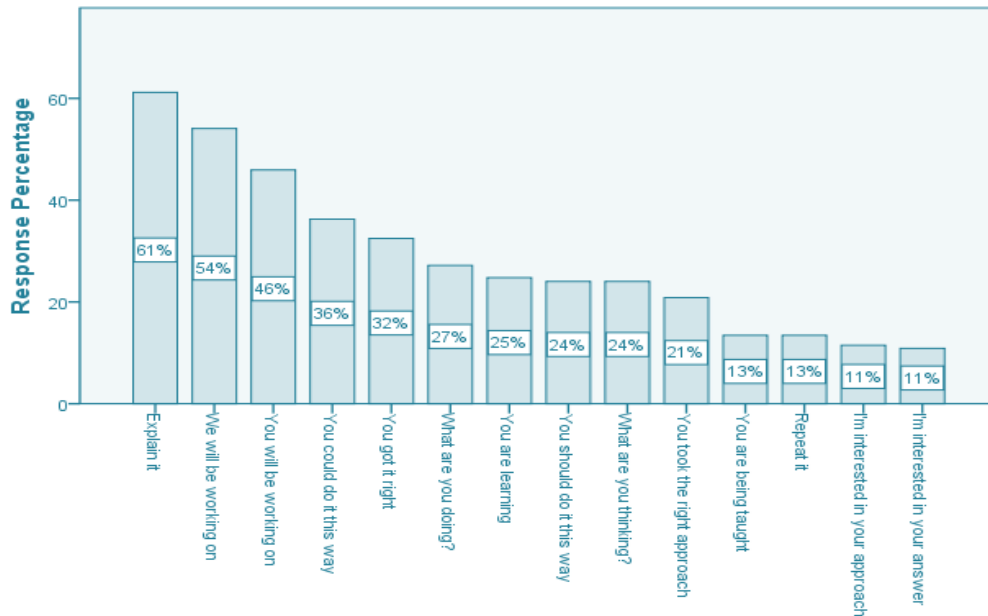
**Results**

**Which 4 words or phrases best describe(s), in general, the expectations for you as a student at your school?**



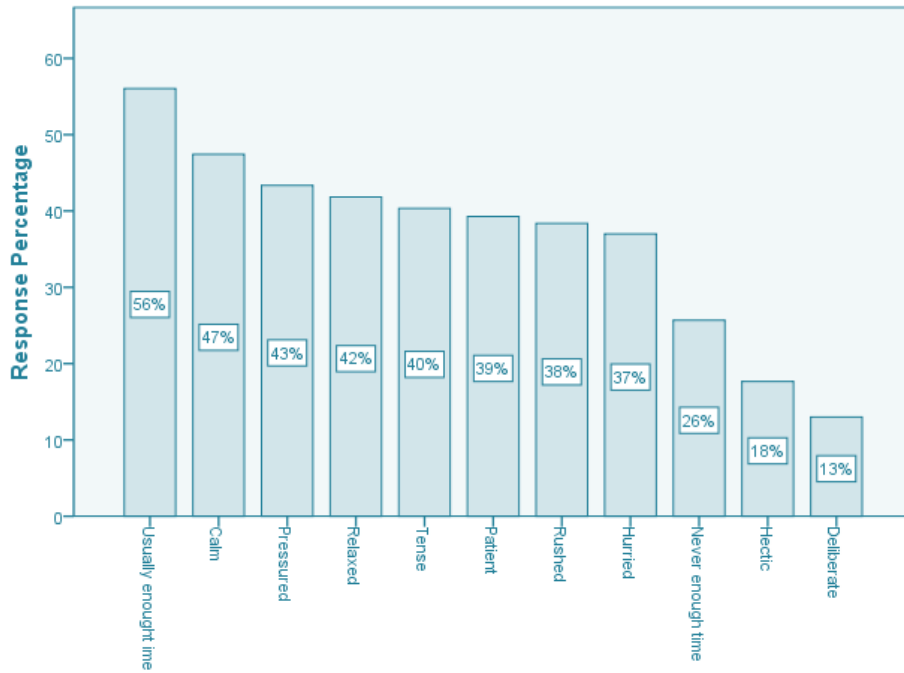
Which 4 words or phrases best describe(s), in general, the expectations for...

**Which 4 phrases best describe(s), in general, the kinds of things your teachers say to you while at school?**



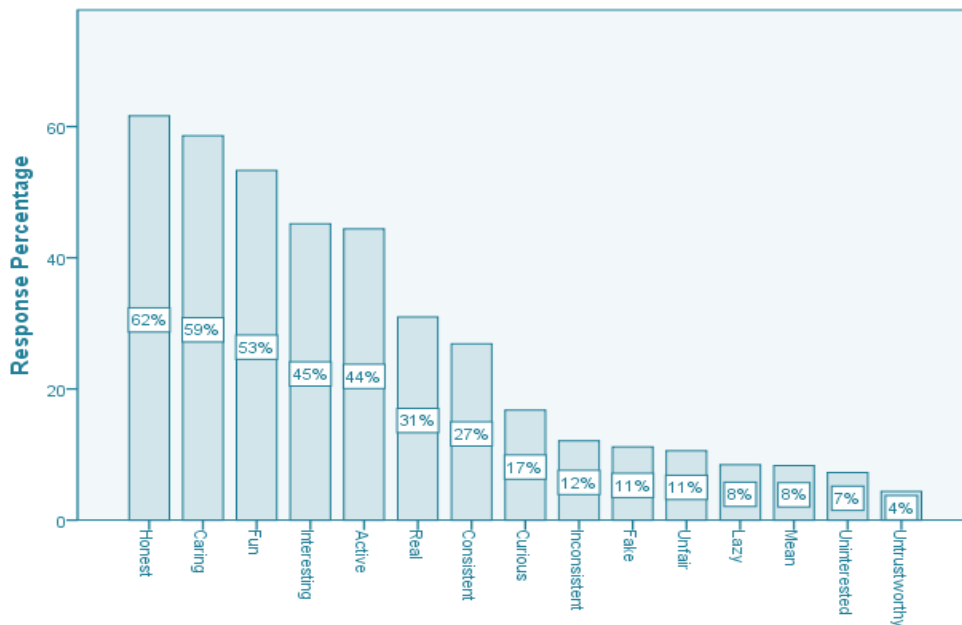
Which 4 phrases best describe(s), in general, the kinds of things your teachers say to you while at school?

**Which 4 words or phrases best describe(s), in general, how you feel when trying to complete your assignments while at school?**



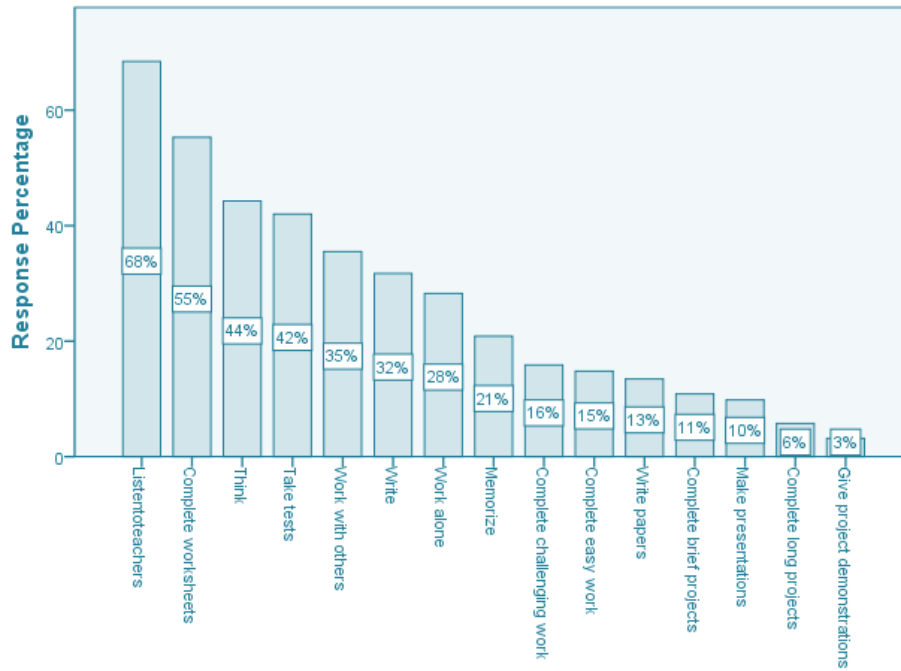
**Which 4 words or phrases best describe(s), in general, how you feel when trying to complete your assignments while at school?**

**Which 4 words or phrases best describe(s), in general, what you think of your teachers?**



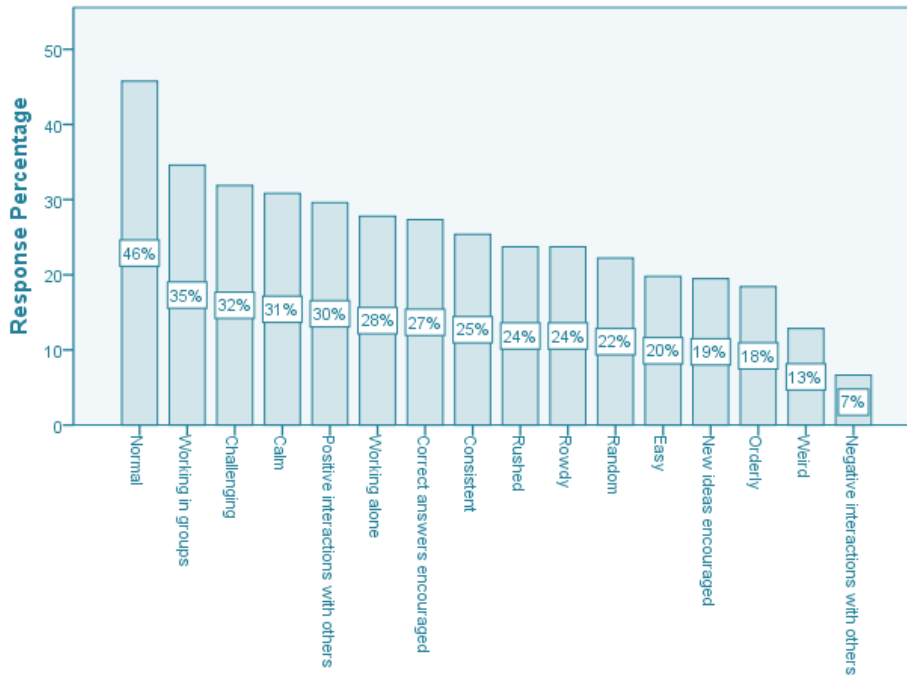
**Which 4 words or phrases best describe(s), in general, what you think of your teachers?**

Which 4 words or phrases best describe(s), in general, the things you most often DO while in class at school?



Which 4 words or phrases best describe(s), in general, the things you most often DO while in class at school?

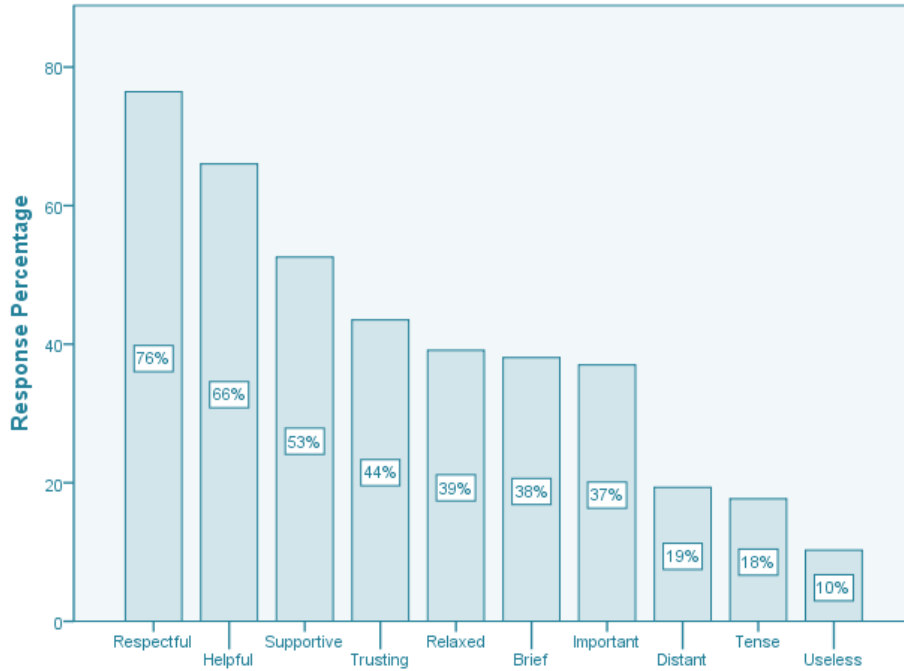
Which 4 words or phrases best describe(s), in general, your experiences in your classes?



Which 4 words or phrases best describe(s), in general, your experiences in your classes?

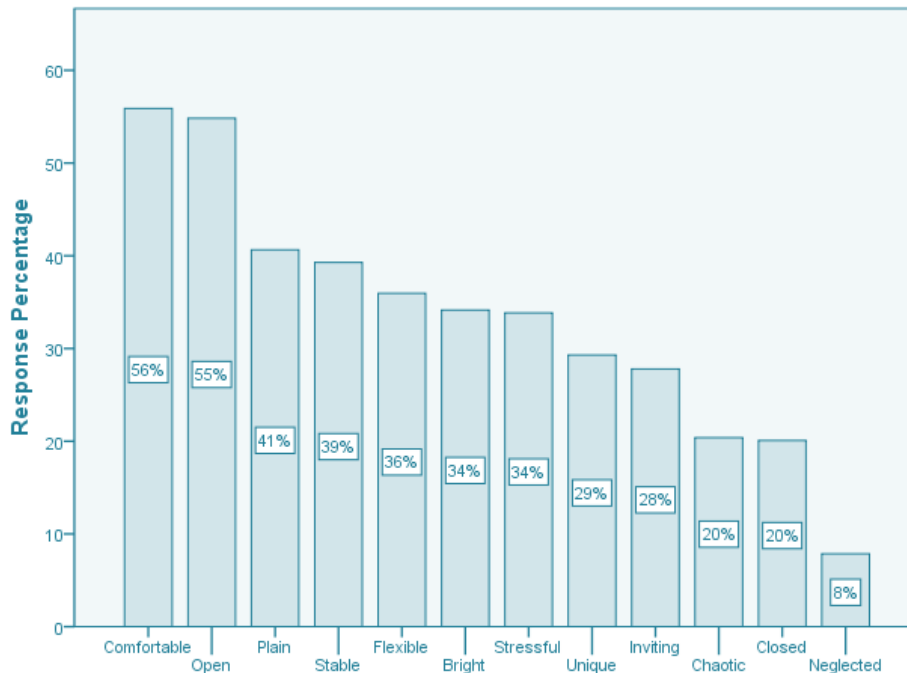


**Which 4 words best describe(s), in general, the interactions you have with adults at your school?**



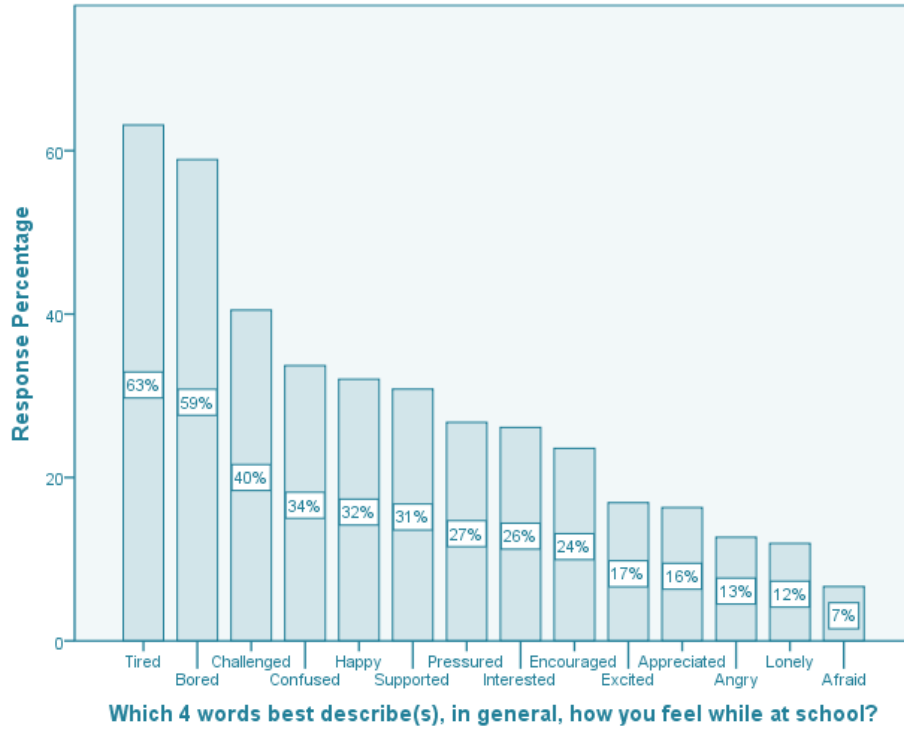
**Which 4 words best describe(s), in general, the interactions you have with adults at your school?**

**Which 4 words best describe(s) the physical spaces in which you spend most of your time at school?**



**Which 4 words best describe(s) the physical spaces in which you spend most of your time at school?**

**Which 4 words best describe(s), in general, how you feel while at school?**



**Teachers**

**Demographics**

**Role**

|                    | Frequency | Percent | Valid Percent | Cumulative Percent |
|--------------------|-----------|---------|---------------|--------------------|
| Valid Teacher      | 106       | 92.2    | 92.2          | 92.2               |
| Teaching Assistant | 9         | 7.8     | 7.8           | 100.0              |
| Total              | 115       | 100.0   | 100.0         |                    |

**Gender**

|              | Frequency | Percent | Valid Percent | Cumulative Percent |
|--------------|-----------|---------|---------------|--------------------|
| Valid Female | 96        | 83.5    | 83.5          | 83.5               |
| Male         | 19        | 16.5    | 16.5          | 100.0              |
| Total        | 115       | 100.0   | 100.0         |                    |

**Race**

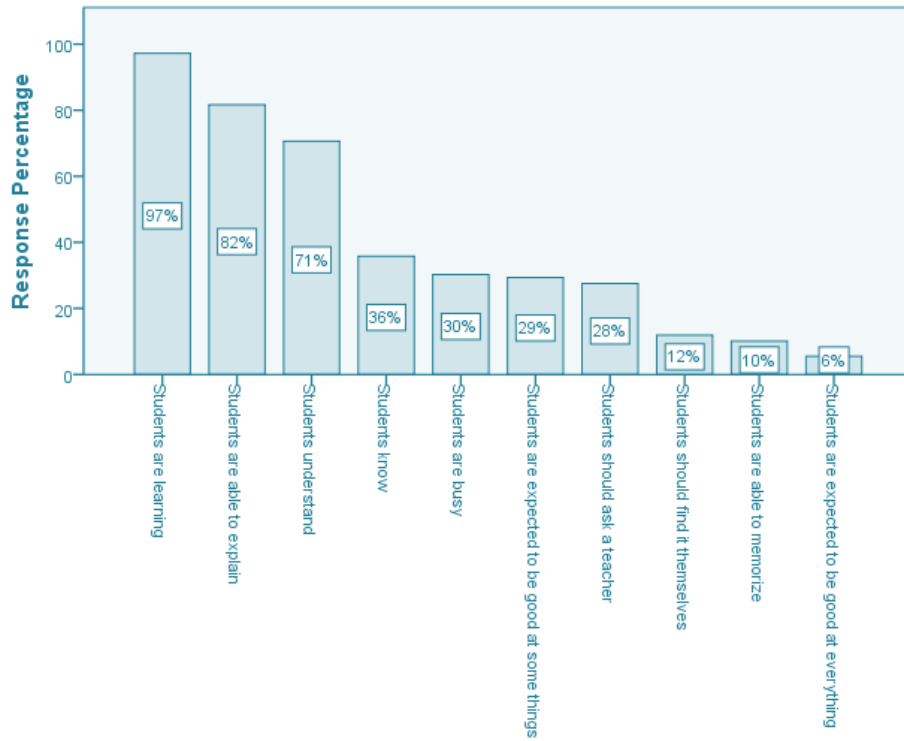
|             | Frequency | Percent | Valid Percent | Cumulative Percent |
|-------------|-----------|---------|---------------|--------------------|
| Valid White | 115       | 100.0   | 100.0         | 100.0              |

**Ethnicity**

|                        | Frequency | Percent | Valid Percent | Cumulative Percent |
|------------------------|-----------|---------|---------------|--------------------|
| Valid                  | 10        | 8.7     | 8.7           | 8.7                |
| Hispanic               | 1         | .9      | .9            | 9.6                |
| Not Hispanic or Latino | 104       | 90.4    | 90.4          | 100.0              |
| Total                  | 115       | 100.0   | 100.0         |                    |

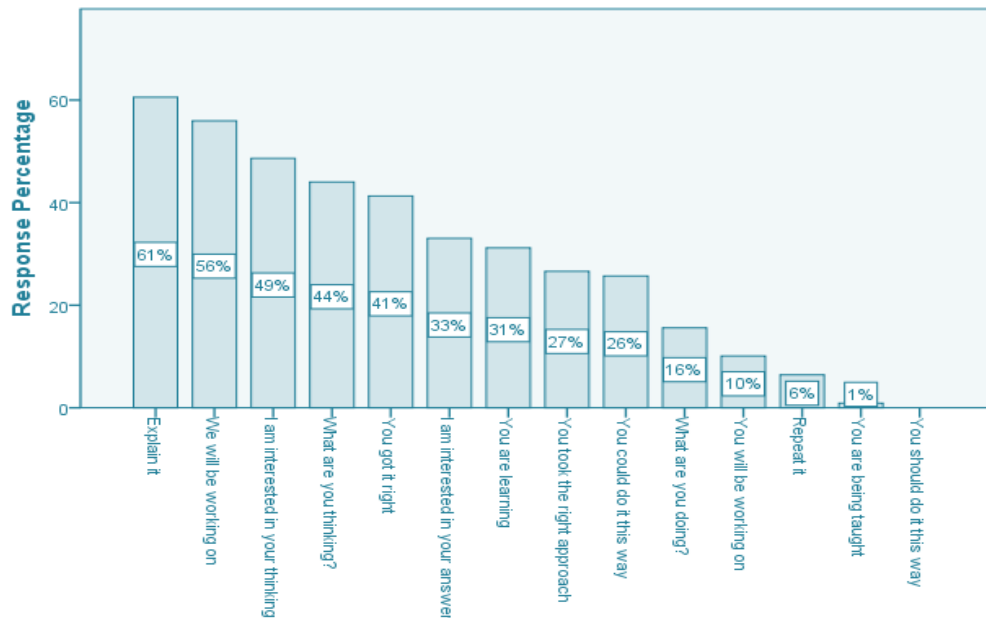
**Results**

**Which 4 words or phrases best describe, in general, the expectations for students at your school?**



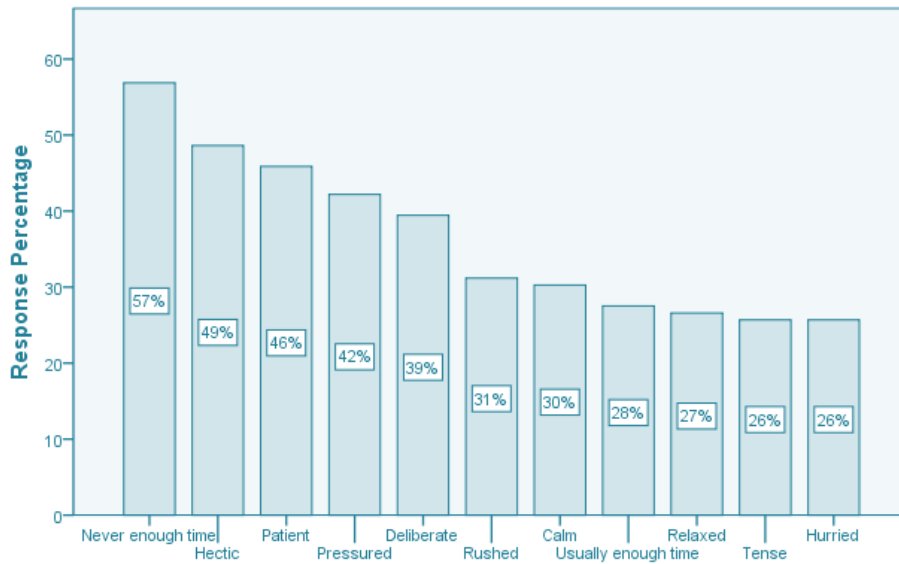
Which 4 words or phrases best describe, in general, the expectations for ...

**Which 4 phrases best describes, in general, the kinds of things you say to your students?**



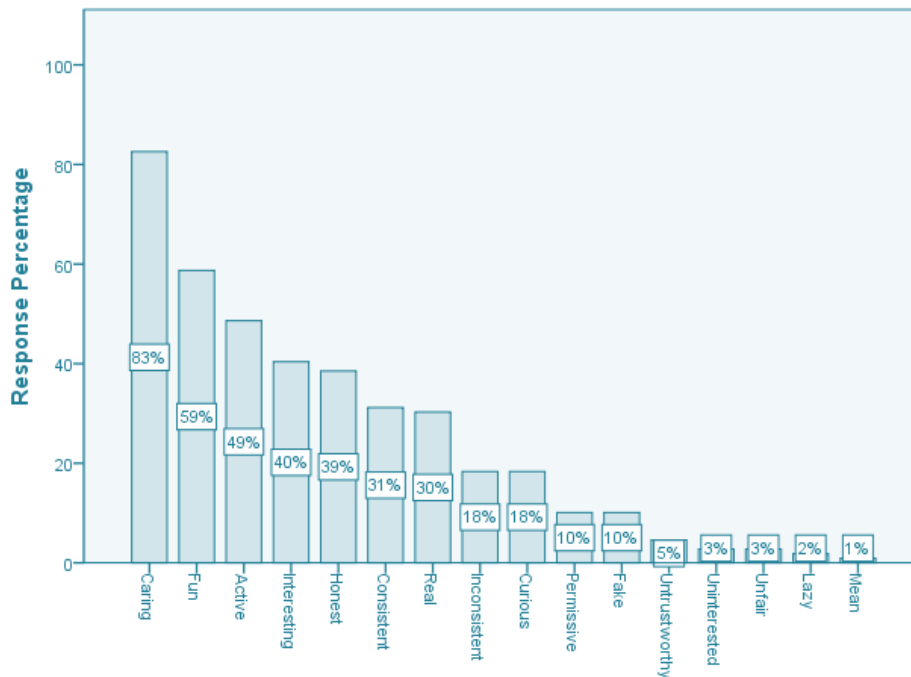
Which 4 phrases best describes, in general, the kinds of things you say to your students?

**Which 4 words or phrases best describe how you feel, in general, when trying to complete your responsibilities while at work?**



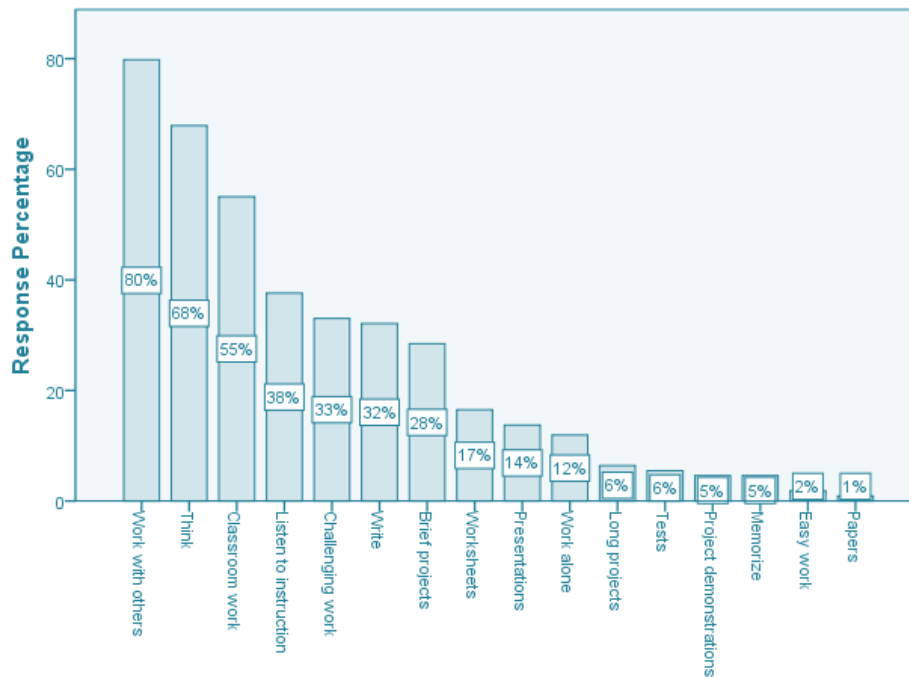
**Which 4 words or phrases best describe how you feel, in general, when trying to complete your responsibilities while at work?**

**Which 4 words or phrases best describes what you think of your colleagues, in general?**



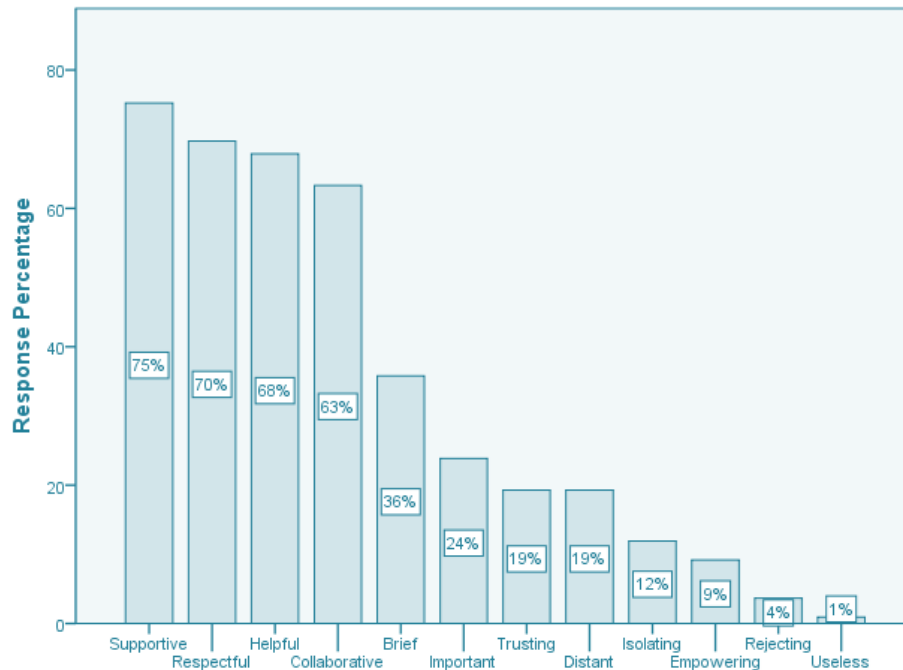
**Which 4 words or phrases best describes what you think of your colleagues, in general?**

Which 4 words or phrases best describes, in general, what students most often DO in your classroom?



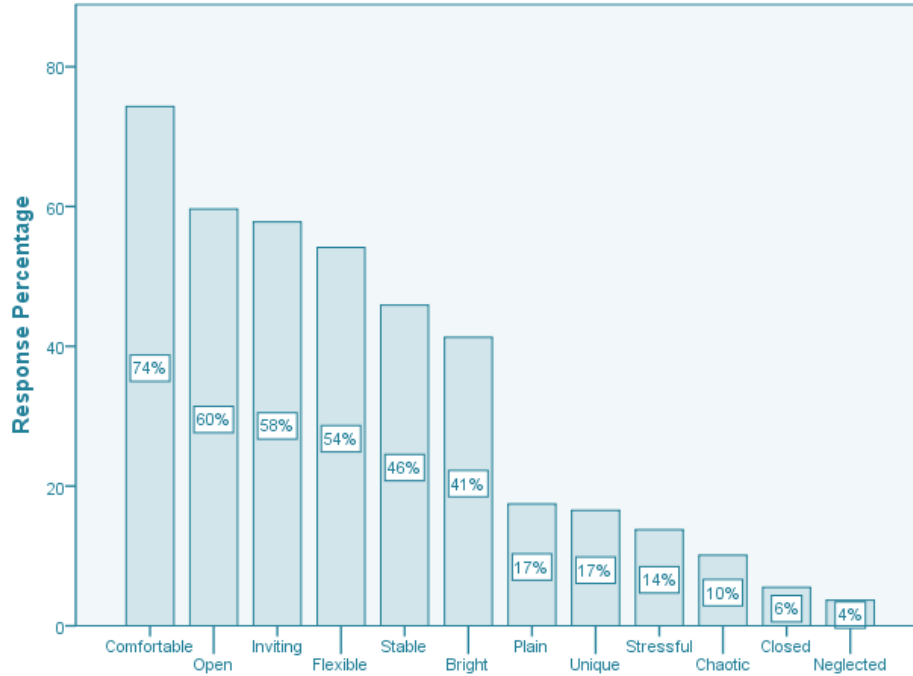
Which 4 words or phrases best describes, in general, what students most often DO in your classroom?

Which 4 words best describes the interactions you have with other teachers at your school?



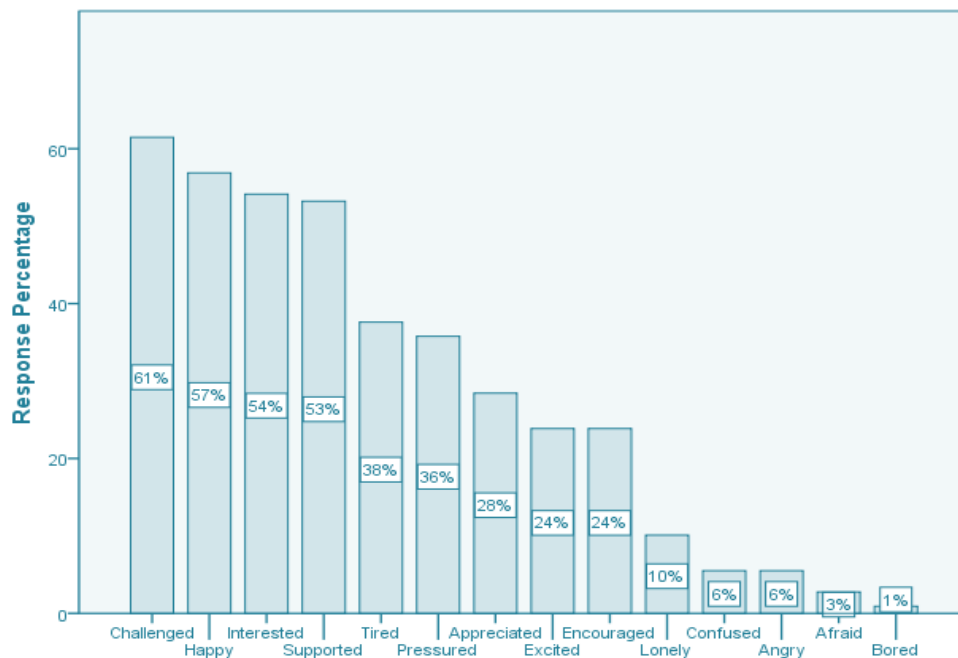
Which 4 words best describes the interactions you have with other teachers at your school?

**Which 4 words would best describe, in general, the physical spaces in which you spend most of your time while at school?**



**Which 4 words would best describe, in general, the physical spaces in which you spend most of your time while at school?**

**Which 4 words best describe, in general, how you feel while at work?**



**Which 4 words best describe, in general, how you feel while at work?**

**Parents**

**Demographics**

**Gender**

|        | Frequency | Percent | Valid Percent | Cumulative Percent |
|--------|-----------|---------|---------------|--------------------|
| Valid  | 2         | .4      | .4            | .4                 |
| Female | 344       | 73.0    | 73.0          | 73.5               |
| Male   | 125       | 26.5    | 26.5          | 100.0              |
| Total  | 471       | 100.0   | 100.0         |                    |

**Race**

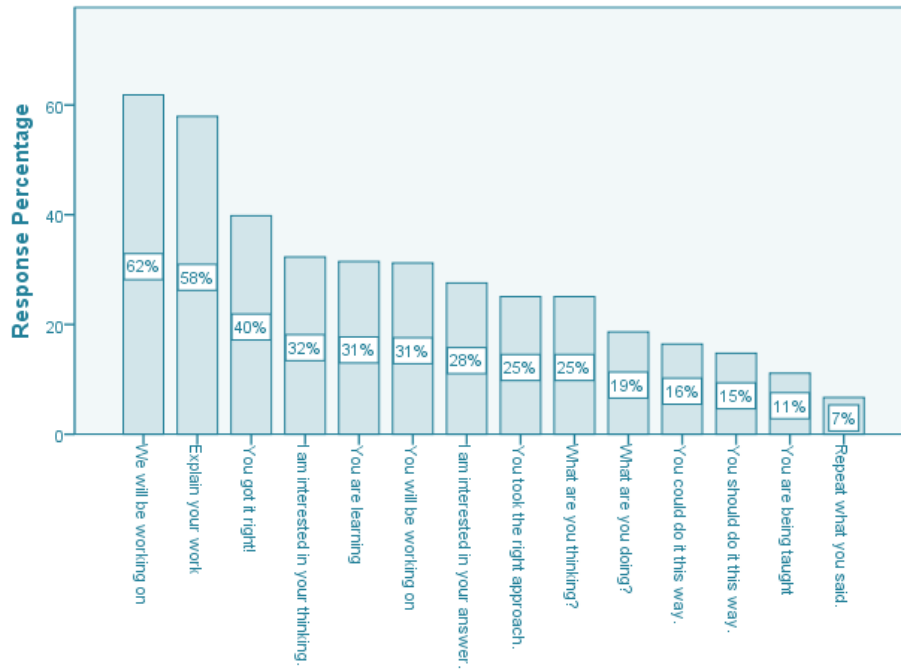
|                   | Frequency | Percent | Valid Percent | Cumulative Percent |
|-------------------|-----------|---------|---------------|--------------------|
| Valid             | 3         | .6      | .6            | .6                 |
| Two or more races | 3         | .6      | .6            | 1.3                |
| White             | 465       | 98.7    | 98.7          | 100.0              |
| Total             | 471       | 100.0   | 100.0         |                    |

**Ethnicity**

|                        | Frequency | Percent | Valid Percent | Cumulative Percent |
|------------------------|-----------|---------|---------------|--------------------|
| Valid                  | 47        | 10.0    | 10.0          | 10.0               |
| Hispanic               | 3         | .6      | .6            | 10.6               |
| Not Hispanic or Latino | 421       | 89.4    | 89.4          | 100.0              |
| Total                  | 471       | 100.0   | 100.0         |                    |

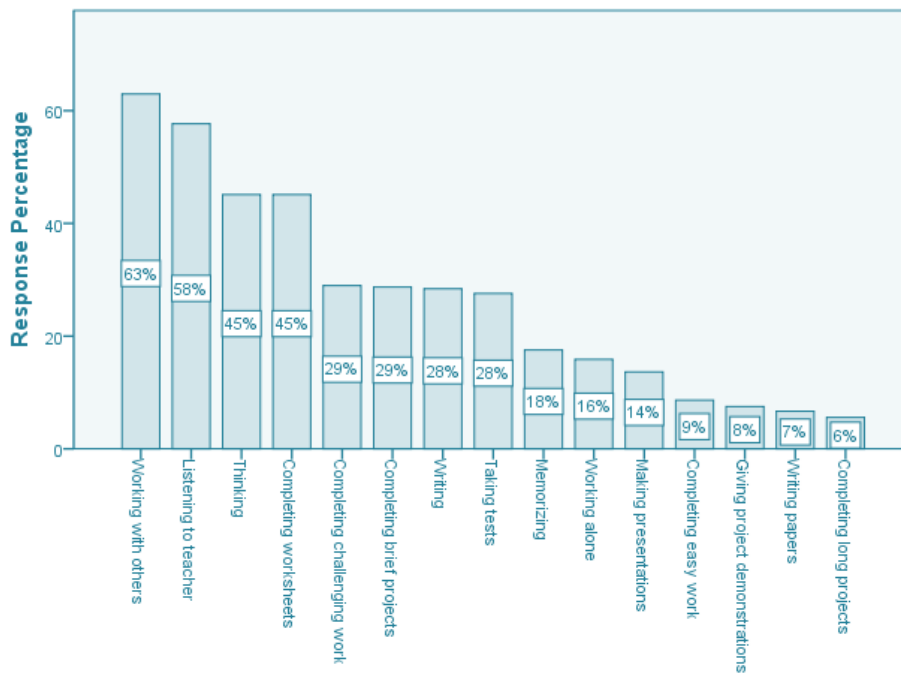


Which 4 phrases best describes, in general, the kinds of things teachers in your child's school say to students?



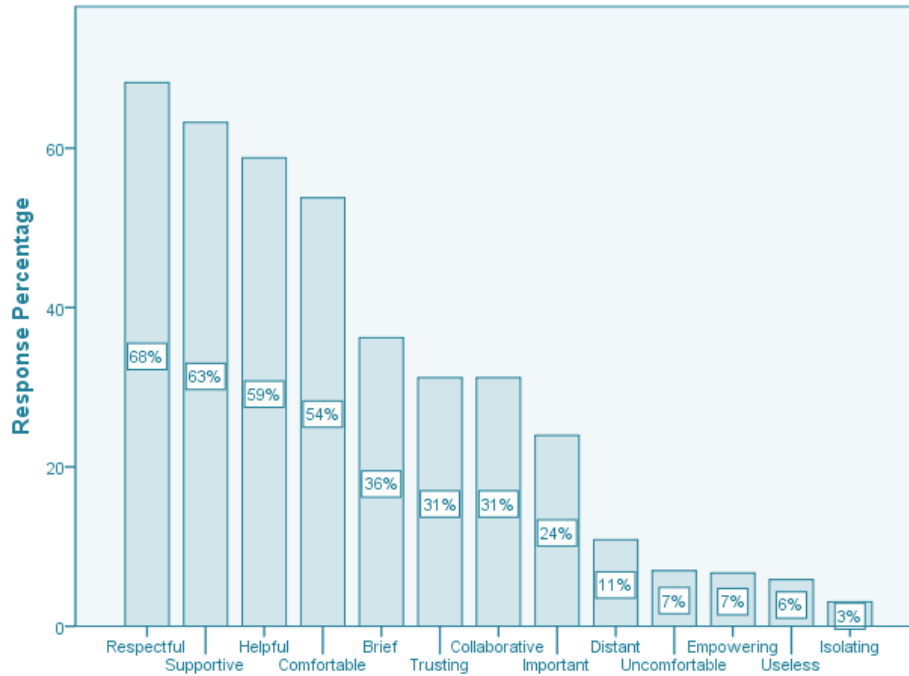
Which 4 phrases best describes, in general, the kinds of things teachers in your child's school say to students?

Which 4 words or phrases best describes, in general, the kinds of things your child is most often DOING while at school?



Which 4 words or phrases best describes, in general, the kinds of things your child is most often DOING while at school?

**Which 4 following words best describes, in general, the interactions YOU have with staff at your child's school?**



**Which 4 following words best describes, in general, the interactions YOU have with staff at your child's school?**