

GETTING TO KNOW USDA'S *WEB-BASED PROTOTYPE APPLICATION FOR FREE AND REDUCED PRICE SCHOOL MEALS*

Presenters

Mark Crnich, Senior Program Specialist, CN Office of Program Integrity, USDA/FNS

Kristi Fox, Senior Program Specialist, CN Office of Program Integrity, USDA/FNS

Jennifer Otey, Senior Program Specialist, CN Office of Program Integrity, USDA/FNS

AGENDA

- **What is the Web-Based Application?**
- **Why was the Web-Based Application developed?**
- **What can the Web-Based Application do? What are its features?**
- **How can I use the Web-Based Application?**
- **How will USDA support the Web-Based Application in the future?**
- **Q+A**



OPI – WHO ARE WE?



- **The Child Nutrition Office of Program Integrity (OPI) is:**
 - A (relatively) new office in the Child Nutrition Programs
 - Data-driven and research oriented
 - Focused on identifying process improvements across all CN programs

WHAT IS THE WEB-BASED APPLICATION PROTOTYPE?

- **A functional model of what a web-based (or online) application for free or reduced price meals could look like**
- **Features integrity focused, research-backed design features**
- **Intended to help State and local program operators and their vendors to reduce errors from incorrect household reporting**



WHY DID OPI DEVELOP A WEB-BASED APPLICATION PROTOTYPE?

- **Desire to reduce program errors resulting in improper payments**
- **Observation that many current web-based applications do not take full advantage of their electronic platform**
- **Increasingly desired/needed as web-based applications become more popular**



WHO DID OPI DEVELOP THE WEB-BASED APPLICATION PROTOTYPE FOR?

- **Web-based application primarily geared towards modeling sound web-based application design for:**
 - State agencies
 - LEAs administering one or more school meal programs
 - Software vendors who develop and maintain web-based applications



WHAT CAN THE WEB-BASED APPLICATION DO?

- **What this IS:**

- A **model** electronic application with design features geared towards enhancing accurate household income reporting
- A useful resource to guide State + Local officials, software vendors in their own design efforts
- A substantial head-start on developing a web-based application platform from the ground up



WHAT CAN THE WEB-BASED APPLICATION DO?

- **What this IS NOT:**

- A fully functional software application connected to supporting data systems, and ready for “out-of-the-box” usage
- A national application hosted by USDA
- A product that can be immediately used by a State or local agency with no further investment of time and money



THE APPLICATION PROCESS

pre-application front end		online application process			post-application back end	
student registration	direct certification	pre-populate household information	central application logic: USDA model	school district eligibility determination	verification process	point of sale and reimbursement claiming systems
collect names and contact information	connect to State agency and other assistance program databases	connect with student enrollment database	collect eligibility information from applicant: household size, income, and other assistance program participation	automatic comparison to income eligibility guidelines; manual confirmation and certification	automatic selection of approved applications for verification; automatic identification of error prone applications, if necessary	individual student eligibility tied to meal selection, aggregation, and reimbursement claiming process



2016-2017 Prototype Household Application for Free and Reduced Price School Meals

Apply online at www.abcdefgh.edu

Complete one application per household. Please use a pen (not a pencil).

STEP 1 List ALL Household Members who are infants, children, and students up to and including grade 12 (if more spaces are required for additional names, attach another sheet of paper)

Definition of Household Member: "Anyone who is living with you and shares income and expenses, even if not related."

Children in Foster care and children who meet the definition of Homeless, Migrant or Runaway are eligible for free meals. Read How to Apply for Free and Reduced Price School Meals for more information.

Child's First Name	MI	Child's Last Name	Grade	Student?		Homeless, Migrant, Runaway	
				Yes	No	Foster Child	
<input type="text"/>	<input type="text"/>	<input type="text"/>	<input type="text"/>	<input type="checkbox"/>	<input type="checkbox"/>	<input type="checkbox"/>	<input type="checkbox"/>
<input type="text"/>	<input type="text"/>	<input type="text"/>	<input type="text"/>	<input type="checkbox"/>	<input type="checkbox"/>	<input type="checkbox"/>	<input type="checkbox"/>
<input type="text"/>	<input type="text"/>	<input type="text"/>	<input type="text"/>	<input type="checkbox"/>	<input type="checkbox"/>	<input type="checkbox"/>	<input type="checkbox"/>
<input type="text"/>	<input type="text"/>	<input type="text"/>	<input type="text"/>	<input type="checkbox"/>	<input type="checkbox"/>	<input type="checkbox"/>	<input type="checkbox"/>
<input type="text"/>	<input type="text"/>	<input type="text"/>	<input type="text"/>	<input type="checkbox"/>	<input type="checkbox"/>	<input type="checkbox"/>	<input type="checkbox"/>

Check all that apply

STEP 2 Do any Household Members (including you) currently participate in one or more of the following assistance programs: SNAP, TANF, or FDPIR?

If NO > Go to STEP 3. If YES > Write a case number here then go to STEP 4 (Do not complete STEP 3)

Case Number:

Write only one case number in this space.

STEP 3 Report Income for ALL Household Members (Skip this step if you answered 'Yes' to STEP 2)

Are you unsure what income to include here?

Flip the page and review the charts titled "Sources of Income" for more information.

The "Sources of Income for Children" chart will help you with the Child Income section.

The "Sources of Income for Adults" chart will help you with the All Adult Household Members section.

A. Child Income

Sometimes children in the household earn or receive income. Please include the TOTAL income received by all Household Members listed in STEP 1 here.

Child income \$

How often?	Weekly	Bi-Weekly	2x Month	Monthly
<input type="radio"/>	<input type="radio"/>	<input type="radio"/>	<input type="radio"/>	<input type="radio"/>

B. All Adult Household Members (including yourself)

List all Household Members not listed in STEP 1 (including yourself) even if they do not receive income. For each Household Member listed, if they do receive income, report total gross income (before taxes) for each source in whole dollars (no cents) only. If they do not receive income from any source, write '0'. If you enter '0' or leave any fields blank, you are certifying (promising) that there is no income to report.

Name of Adult Household Members (First and Last)	Earnings from Work	How often?				Public Assistance/ Child Support/Alimony	How often?				Pensions/Retirement/ All Other Income	How often?			
		Weekly	Bi-Weekly	2x Month	Monthly		Weekly	Bi-Weekly	2x Month	Monthly		Weekly	Bi-Weekly	2x Month	Monthly
<input type="text"/>	\$ <input type="text"/> <input type="text"/> <input type="text"/>	<input type="radio"/>	<input type="radio"/>	<input type="radio"/>	<input type="radio"/>	\$ <input type="text"/> <input type="text"/> <input type="text"/>	<input type="radio"/>	<input type="radio"/>	<input type="radio"/>	<input type="radio"/>	\$ <input type="text"/> <input type="text"/> <input type="text"/>	<input type="radio"/>	<input type="radio"/>	<input type="radio"/>	<input type="radio"/>
<input type="text"/>	\$ <input type="text"/> <input type="text"/> <input type="text"/>	<input type="radio"/>	<input type="radio"/>	<input type="radio"/>	<input type="radio"/>	\$ <input type="text"/> <input type="text"/> <input type="text"/>	<input type="radio"/>	<input type="radio"/>	<input type="radio"/>	<input type="radio"/>	\$ <input type="text"/> <input type="text"/> <input type="text"/>	<input type="radio"/>	<input type="radio"/>	<input type="radio"/>	<input type="radio"/>
<input type="text"/>	\$ <input type="text"/> <input type="text"/> <input type="text"/>	<input type="radio"/>	<input type="radio"/>	<input type="radio"/>	<input type="radio"/>	\$ <input type="text"/> <input type="text"/> <input type="text"/>	<input type="radio"/>	<input type="radio"/>	<input type="radio"/>	<input type="radio"/>	\$ <input type="text"/> <input type="text"/> <input type="text"/>	<input type="radio"/>	<input type="radio"/>	<input type="radio"/>	<input type="radio"/>
<input type="text"/>	\$ <input type="text"/> <input type="text"/> <input type="text"/>	<input type="radio"/>	<input type="radio"/>	<input type="radio"/>	<input type="radio"/>	\$ <input type="text"/> <input type="text"/> <input type="text"/>	<input type="radio"/>	<input type="radio"/>	<input type="radio"/>	<input type="radio"/>	\$ <input type="text"/> <input type="text"/> <input type="text"/>	<input type="radio"/>	<input type="radio"/>	<input type="radio"/>	<input type="radio"/>
<input type="text"/>	\$ <input type="text"/> <input type="text"/> <input type="text"/>	<input type="radio"/>	<input type="radio"/>	<input type="radio"/>	<input type="radio"/>	\$ <input type="text"/> <input type="text"/> <input type="text"/>	<input type="radio"/>	<input type="radio"/>	<input type="radio"/>	<input type="radio"/>	\$ <input type="text"/> <input type="text"/> <input type="text"/>	<input type="radio"/>	<input type="radio"/>	<input type="radio"/>	<input type="radio"/>

Total Household Members (Children and Adults)

Last Four Digits of Social Security Number (SSN) of Primary Wage Earner or Other Adult Household Member

X X X X

X X

Check if no SSN

STEP 4 Contact information and adult signature

"I certify (promise) that all information on this application is true and that all income is reported. I understand that this information is given in connection with the receipt of Federal funds, and that school officials may verify (check) the information. I am aware that if I purposely give false information, my children may lose meal benefits, and I may be prosecuted under applicable State and Federal laws."

<input type="text"/>	<input type="text"/>	<input type="text"/>	<input type="text"/>	<input type="text"/>
Street Address (if available)	Apt #	City	State	Zip
<input type="text"/>	<input type="text"/>	<input type="text"/>	<input type="text"/>	<input type="text"/>
Printed name of adult signing the form	Signature of adult	Daytime Phone and Email (optional)		Today's date

WEB-BASED APPLICATION DESIGN HIGHLIGHTS

INTEGRITY-FOCUSED DESIGN FEATURES

Guided
income
“interview”

John

This page is all about John.

On questions about income, all amounts should be John's **current** gross income.

Gross income means **all money earned or received** before deductions such as income taxes, social security taxes, and insurance premiums. You should not report **net income**, which is the amount of money received in a pay check.

Is John in the **military**?

- Yes
 No

Does John have earnings from work including salary, wages, tips, commissions, cash bonuses or net income from self-employment?

- Yes
 No

Does John have income from public assistance including Supplemental Security Income (SSI), or cash assistance or housing subsidies from state or local government?

- Yes
 No

Does John have income from alimony or child support?

- Yes
 No

Does John have income from unemployment benefits, Veteran's benefits, worker's compensation, strike benefits, or Social Security Disability Insurance (SSDI)?

- Yes
 No

Does John have retirement income from Social Security (including survivor benefits, Black Lung Benefits and Railroad Retirement) or pensions?

- Yes
 No

Does John have other sources of income including regular cash payments from outside the household, rental income, earned interest, investment income and annuities, or any other source of income available to pay for children's school meals?

- Yes
 No

Back

Continue

The adult income section is broken down into six descriptive categories, instead of the three broad categories used on the paper prototype and most of today's online applications. This income interview takes direct aim at a major source of applicant error – omitted income sources.

Affirmative Responses

John

This page is all about John.

On questions about income, all amounts should be John's **current** [gross](#) income.

Gross income means **all money earned or received before deductions** such as income taxes, social security taxes, and insurance premiums. You should not report **net** income [...](#), which is the amount of money received in a pay check.

Is John in the **military** [?](#)

Yes
 No

Does John have earnings from work including salary, wages, tips, commissions, cash bonuses [?](#) or net income from self-employment [?](#)

Yes
 No

Does John have income from public assistance including Supplemental Security Income (SSI) [?](#), or cash assistance [?](#) or housing subsidies from state or local government?

Yes
 No

Does John have income from alimony [?](#) or child support [?](#)?

Yes
 No

Does John have income from unemployment benefits [?](#), Veteran's benefits [?](#), worker's compensation [?](#), strike benefits [?](#), or Social Security Disability Insurance (SSDI) [?](#)?

Yes
 No

Does John have retirement income from Social Security (including survivor benefits, Black Lung Benefits [?](#) and Railroad Retirement [?](#)) or pensions [?](#)?

Yes
 No

Does John have other sources of income including regular cash payments [?](#) from outside the household, rental income [?](#), earned interest [?](#), investment income and annuities [?](#), or any other source of income available to pay for children's school meals?

Yes
 No

[Back](#) [Continue](#)

John

Does **John** have income from the following sources?

NOTE: Remember to report **current** [gross](#) [income](#).

Salary/Wages

Yes
 No

\$ frequency...

[+ Add Income Source](#)

Tips

Yes
 No

Commission

Yes
 No

Cash bonus [?](#)

Yes
 No

Net income from self-employment [?](#)

Yes
 No

[Back](#) [Continue](#)

Questions do not default to "No."
A positive "Yes" or "No" confirmation is required for each income category question, as well as for the individual income sources if the applicant selects "Yes" to a category.

New Options for Income Reporting

The next few questions are about your **childrens' income**.

Some common sources of income for children are:

- a full-time or part-time job,
- **Social Security** benefits, if the child is disabled, or is the **beneficiary** of another person's Social Security benefits,
- money regularly received from extended family or friends outside the household, or
- money from a **pension**, **annuity**, or **trust**

Do not include infrequent earnings, such as income from occasional baby-sitting or mowing lawns.

Does Susie have income from any of these, or any other, sources?

- Yes
 No

Does Tommy have income from any of these, or any other, sources?

- Yes
 No

[Back](#)

[Continue](#)

Susie

Does Susie have income from any of the following sources?

Income reported here should be the child's **current**, gross income.

Gross income means all money earned or received before deductions, such as income taxes, social security taxes, and insurance premiums. You should not report net income, which is the amount of money received in a pay check. Net income is total (or gross) income, minus taxes and deductions, and is commonly referred to as "take home pay".

Money earned from a full or part-time job

- Yes
 No

\$ frequency...

[+ Add Income Source](#)

Supplemental Security Insurance (SSI) or Social Security survivor benefits

- Yes
 No

Money regularly received from extended family or friends outside the household

- Yes
 No

Pension, annuity, or trust

- Yes
 No

Any other source of income

- Yes
 No

[Back](#)

[Continue](#)

John

Does John have income from the following sources ?

NOTE: Remember to report **current**, **gross** income.

Salary / Wages

- Yes
 No

\$ frequency...

[+ Add Income](#)

- frequency...
- frequency...
- monthly
- twice per month
- every two weeks
- weekly
- hourly

Tips

- Yes
 No

Commission

- Yes



Applicants now have the option to report income from salary and wages in hourly terms.

Each person in the application is asked about their income separately, and the *+Add Income Source* button allows an infinite number of sources of any one type of income.

Gross
vs.
Net
Income

Susie



Does **Susie** have income from any of the following sources?

Income reported here should be the child's **current** , **gross**  income.

Gross income means all money earned or received before deductions, such as income taxes, social security taxes, and insurance premiums. You should not report net income, which is the amount of money received in a pay check. Net income is total (or gross) income, minus taxes and deductions, and is commonly referred to as "take home pay".

John

Does **John** have income from the following sources?

NOTE: Remember to report **current** , **gross**  income.

Salary / Wages

Yes

No

[+ Add Income Source](#)

Tips

Yes

No

Commission

Yes

A detailed description of gross versus net income appears at the top of the first income screen that the applicant sees. On all subsequent income screens, the information is available in a tooltip on the word "gross."

Applewood School District Application for Free and Reduced Price School Meals

Help English

Begin 2 Students 3 Programs 4 Other Kids 5 Adults 6 Summary

List the names of the students in your household that attend school in Applewood School District and are applying for school meal benefits.

Susie

First name required
Susie

Middle name

Last name required
Doe

Step two asks for information about the students...

Distinguish Students and Other Kids

Applewood School District Application for Free and Reduced Price School Meals

Help English

Begin Students Programs 4 Other Kids 5 Adults 6 Summary

Okay, it looks like we will need more information about your household and income in order to determine if you are eligible for benefits.

Let's talk about the other kids in the household and then we'll move on to the adults. Other than Susie, are there any other children in your household? Don't forget to include:

- students that are in grade 12 or below and attend school in a school district other than Applewood School District
- children that attend day care or pre-school, or are not of school age including infants
- anyone 18 years of age or younger living in your household that does not currently attend school

+ Add another child

Back No other children

Step four, if they get there, asks for information about the other kids in the household. Applicants who do not need to provide that information are not presented with those questions at all.

You have indicated that Susie participates in the Migrant Education Program (MEP).

We just need to confirm that with program staff. If we are unable to do that, you will need to submit an application with income information to determine your benefit level.

Please choose one of the following:

- Provide income information now
- Submit my application without income information

Back Continue

If applicants select the top choice, they will be guided through the income section of the application. If they select the bottom choice, they will be fast-tracked to the contact information screen.

Informed Choice

Applewood School District Application for Free and Reduced Price School Meals

Help English

1 Begin 2 Students 3 Programs 4 Other Kids 5 Adults 6 Summary

I certify (promise)...

that all information on this application is true and that all income is reported.

I understand that this information is given in connection with the receipt of Federal funds, and that school officials may verify (check) the information. I am aware that if I purposely give false information, my children may lose meal benefits.

Enter the name of the adult household member completing the application.

First name required

Middle name

Last name required

Suffix (e.g. Jr., Sr., I, II, III)

Today's date

*Deliberate misrepresentation of information may subject applicants to prosecution under applicable State and Federal law.

Back Continue

Sign Up Front

The attestation (signature) page is up front in the application, right after the *Before You Begin* page. (The applicant also sees a reminder of this statement on the summary screen, right before they click *Submit*.)

I certify* that **3 PEOPLE** are in my household and that our household income is about **\$1,739 PER MONTH**

*I understand that this information is given in connection with the receipt of Federal funds, and that school officials may verify (check) the information. I am aware that if I purposely give false information, my children may lose meal benefits. Deliberate misrepresentation of information may subject applicants to prosecution under applicable State and Federal law.



Pop-up and Slide-out Help

Applewood School District Application for Free and Reduced Price School Meals

Help English

Begin Parents Programs Other Kids **Adults** Summary

John

Does **John** have income from the following sources?

NOTE: Remember to report **current** **gross** income.

Supplemental Security Income (SSI)

Yes
 No

Cash assistance from state or local government (including housing subsidies)

Yes
 No

[Back](#) [Continue](#)

Income earned or received in the current month, or in the month before the completion of this application. If your household's current income is higher or lower than usual and does not fairly or accurately represent your household's actual circumstances, see Help for more information.

Little blue question mark icons scattered throughout the application contain brief, but helpful tidbits of information to help users accurately complete the application. They appear by simply hovering over the word or icon with the mouse.

Applewood School District Application for Free and Reduced Price School Meals

Help

Search term

Frequently Asked Questions

- What government program benefits should I include in my household income?
- What if my income is not always the same?
- What is gross income?
- What is net income?
- What income sources do I have to report in my application?

Definitions

- Supplemental Security Income (SSI)
- Cash assistance from state or local government
- Current income

If you have any questions about the program or how to apply, contact Applewood School District (505-123-4567 / sl@state.us / 100 Main Street, Anytown, USA 12345).

Applewood School District Application for Free and Reduced Price School Meals

Help

Begin Parents Programs Other Kids **Adults** Summary

John

Does **John** have income from the following sources?

NOTE: Remember to report **current** **gross** income.

Supplemental Security Income (SSI)

Yes
 No

Cash assistance from state or local government (including housing subsidies)

Yes
 No

[Back](#) [Continue](#)

Clicking *Help* on the header opens a side bar on the right side of the screen with "FAQs" and "Definitions" relevant to the questions on the screen, but *all* help content is available at any time by using the *search bar*.

Aesthetics & Accessibility

from the U.S. Web Design Standards

I certify (promise)...

that all information on this application is true and that all income is reported.

I understand that this information is given in connection with the receipt of Federal funds, and that school officials may verify (check) the information. I am aware that if I purposely give false information, my children may lose meal benefits.

Enter the name of the adult household member completing the application.

First name required

Middle name

Last name required

Suffix (e.g., Jr., Sr., I, II, III)

Today's date

*Deliberate misrepresentation of information may subject applicants to prosecution under applicable State and Federal law.

Display

Heading 1

Heading 2

Heading 3

Heading 4

Heading 5

HEADING 6

Lead paragraph

Body copy. A series of sentences together which make a paragraph.

Italic body copy. A series of sentences together which make a paragraph.

Merriweather

Aa

ABCDEFGHIJKLMNOPQRSTUVWXYZ
abcdefghijklmnopqrstuvwxyz
0123456789

“A simple serif and sans serif combination designed to communicate warmth and credibility. Strong Merriweather heading weights offer clear information hierarchy and when paired with Source Sans Pro’s easy-to-read body text, create a clean and professional feel.”

-U.S. Web Design Standards

John

Does **John** have income from the following sources?

NOTE: Remember to report **current** **gross** income.

Alimony

- Yes
 No

Child support

- Yes
 No

Missing Income

On a previous page, you indicated that **John** receives income from one of the above sources. Please enter this income above or correct your previous answer.

Change previous answer

Back Continue

Alerts

Alerts keep users informed of important and sometimes time-sensitive changes.

Success Status

>Lorem ipsum dolor sit amet, consectetur adipiscing elit, sed do eiusmod.

Warning Status

>Lorem ipsum dolor sit amet, consectetur adipiscing elit, sed do eiusmod.

Error Status

>Lorem ipsum dolor sit amet, consectetur adipiscing elit, sed do eiusmod.

Information Status

>Lorem ipsum dolor sit amet, consectetur adipiscing elit, sed do eiusmod.

Information Status

Muller. Sed ut perspiciatis unde omnis iste natus error sit voluptatem accusantium doloremque laudantium, totam rem aperiam eaque ipsa quae ab illo inventore veritatis et quasi architecto beatae vitae dicta sunt explicabo.

Applicants receive a *Warning Status* alert if they select “No” for all income sources within a category for which they previously selected “Yes.”

No problem! There are other ways to qualify.

Does **Susie** live with you under a formal (court-ordered) foster care arrangement?

- Yes
 No

Radio buttons

Radio buttons allow users to see all available choices at once and select exactly one option.

- Elizabeth Cady Stanton
 Susan B. Anthony
 Harriet Tubman

Back

Continue

UI COMPONENTS

Buttons

Use buttons to signal actions.

PRIMARY BUTTONS

- Default Active Hover
Default Active Hover

“A flexible, yet distinctly American palette designed to communicate warmth and trustworthiness while meeting the highest standards of 508 color contrast requirements.”

-U.S. Web Design Standards

OPTIMIZED DESIGN FOR ONLINE PLATFORMS

- **USDA's Web-Based prototype is specifically designed to NOT be a paper application on a screen**
- **Design features and question format take full advantage of digital, online platform**
- **Mobile-friendly to accommodate all device types commonly used**

Application for School Meals

19%

Student

First name *required*

Middle name

Last name *required*

Suffix (e.g. Jr., Sr., I, II, III)

School

Customization: Making the Prototype Your Own

The screenshot shows a web application interface for Applewood School District. The title bar at the top reads "Applewood School District Application for Free and Reduced Price School Meals" and includes navigation links for "Data", "Help", and "English". The main content area features a "Welcome!" heading, a paragraph explaining the application's purpose, a "Get Started" button, and a disclaimer. The Applewood School District logo is in the bottom right corner.

Applewood School District Application for Free and Reduced Price School Meals

Data Help English

Welcome!

This is the Applewood School District electronic application for free and reduced priced meals for the USDA's National School Lunch & School Breakfast Programs.

This interactive application will guide you through the application process. When you are ready to apply, click the 'Get Started' button below to begin.

If you would like to apply using the [paper application](#), you can print and complete it and then return it to us at 100 Main Street, Anytown, USA 12345.

Get Started

THIS IS NOT A REAL APPLICATION FOR SCHOOL MEAL BENEFITS
Applewood School District
555-123-4567 / sfa@state.us
100 Main Street, Anytown, USA 12345

Applewood School District



FOREIGN LANGUAGE TRANSLATION OPTIONS



- English and Spanish language included with initial release
- FNS will explore options for additional language translations

GUIDANCE AND RESOURCES FOR THE WEB-BASED APPLICATION

TECHNICAL ASSISTANCE & SUPPORT

AVAILABLE RESOURCES

- **Available on the FNS website:**
 - Web-Based Interactive Demo
 - Open source code (.zip)
 - Q&A Guidance
 - Guide to USDA's Web-Based Prototype Application
 - Email contact for state and local program operators
 - GovDelivery

Web-Based Prototype Application for Free and Reduced Price School Meals

Featured here is USDA's *Web-Based Prototype Application for Free and Reduced Price School Meals*, along with accompanying guidance materials and resources. The electronic prototype application is intended to be a *model* for how State and local program operators (or their designated vendors) may develop an effective and fully compliant electronic/online application for school meal benefits. While USDA offers both the design and code as open source publications free for all to access, these materials are not structured for direct or immediate use by households unless adapted and integrated with appropriate data management systems maintained at the State and/or local levels.

The USDA electronic prototype application is not for direct household use. If you are a parent looking to apply for school meal benefits, contact your child's school to find out where you can access their application for school meal benefits.

View

- **Web-Based Interactive demo:** This demo is intended to allow users to explore and familiarize themselves with the web-based prototype's design format, as well as to preview how applicants would complete a fully functional version of this application. Please note: This is not a working application that households may fill out to qualify for school meal benefits. Although it accepts household and income information for demo purposes, no data entered is recorded by or transmitted to USDA, State agencies, or other organizations.
- **Open source code (.zip):** A downloadable copy of the source code for USDA's electronic application prototype. Must be adapted to and integrated with other electronic systems prior to functional household use. Note: Open source development on future versions of the web-based prototype application is paused while we continue to evaluate functionality and initial stakeholder feedback. Check back periodically for updates on the future direction of the project and how you might contribute.
- **Q&A Guidance:** Commonly asked questions and answers related to the Web-Based Prototype Application for Free and Reduced Price School Meals.
- **Guide to USDA's Web-Based Prototype Application:** A comprehensive resource targeted toward program officials and vendors adapting or developing web-based applications for free and reduced price school meal benefits. Provides technical guidance on development considerations related to customization, localization, and formatting, as well as general information on application design best practices as reflected in the Web-Based Prototype Application for Free and Reduced Price School Meals v1.0.

Check it out at:

<http://www.fns.usda.gov/school-meals/web-based-prototype-application>



Q&As for USDA's Web-Based Prototype Application

Questions at a glance...

Click on a question to jump to it below.

1. **What is the USDA web-based prototype application for free and reduced price school meals?**
2. **Why did FNS develop a web-based prototype application?**
3. **Is use of the new application required?**
4. **Why should SFAs adopt the web-based prototype application? What are the benefits?**
5. **The prototype application is longer than my SFA's current online application. Why should we increase the burden on our families?**
6. **My SFA already has an online application. Do we have to modify ours to incorporate the elements in the new prototype application?**

Guide to USDA's Web-Based Prototype Application

v1.0

ICON KEY

① Valuable information

? Q&A

🔧 Tech Tip

How to Use this Guide

The “icon key” on the left shows symbols that you will find throughout the manual that emphasize certain pieces of information. “Valuable information” highlights important, take-away messages about the application.

“Q&A” is just as it sounds: a series of questions and answers on a range of topics. And the “Tech Tips” contain information related to the code or other technical aspects of the application.

What's Next for USDA's Web-Based Prototype Application

QUESTION TIME

