



# ILLINOIS STATE REPORT CARD

State and federal laws require public school districts to release report cards to the public each year.

## STUDENTS

RACIAL/ETHNIC BACKGROUND AND OTHER INFORMATION												
White	Black	Hispanic	Asian/Pacific Islander	Native American	Multi racial /Ethnic	Low-Income Rate	Limited-English-Proficient Rate	High Sch. Dropout Rate	Chronic Truancy Rate	Mobility Rate	Attendance Rate	Total Enrollment
56.7	20.3	18.3	3.7	0.2	0.7	40.0	6.6	4.0	2.2	16.1	93.9	2,062,912

**Low-income** students come from families receiving public aid; live in institutions for neglected or delinquent children; are supported in foster homes with public funds; or are eligible to receive free or reduced-price lunches.

**Limited-English-proficient** students are those students eligible for transitional bilingual programs.

**Mobility rate** is based on the number of times students enroll in or leave a school during the school year.

**Chronic truants** are students who are absent from school without valid cause for 18 or more of the last 180 school days.

## INSTRUCTIONAL SETTING

PARENTAL CONTACT*		AVERAGE CLASS SIZE (as of the first school day in May)						STAFF-TO-STUDENT RATIOS			
	Percent	Grade K	Grade 1	Grade 3	Grade 6	Grade 8	High School	Pupil-Teacher Elementary	Pupil-Teacher Secondary	Pupil-Certified Staff	Pupil-Administrator
	95.7	20.9	21.5	22.3	23.4	22.9	19.7	18.9	18.4	13.8	209.5

\* Parental contact includes parent-teacher conferences, parental visits to school, school visits to home, telephone conversations, and written correspondence.

### TIME DEVOTED TO TEACHING CORE SUBJECTS (Minutes Per Day)

Grades	Mathematics			Science			English/Language Arts			Social Science		
	3	6	8	3	6	8	3	6	8	3	6	8
	58	52	50	30	43	44	146	104	93	31	43	44

### TEACHER INFORMATION (Full-Time Equivalents)

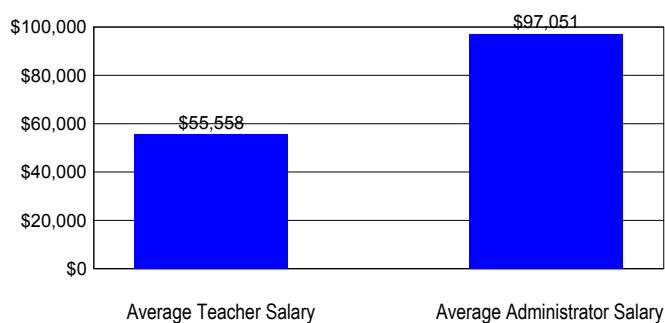
White	Black	Hispanic	Asian/Pacific Islander	Native American	Male	Female	Total Number
84.3	9.9	4.5	1.2	0.2	23.5	76.5	128,079

## TEACHER INFORMATION (Continued)

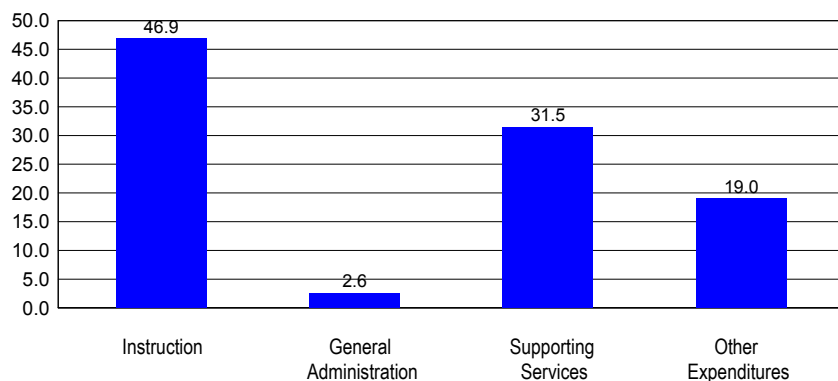
	Average Teaching Experience (Years)	% of Teachers with Bachelor's Degrees	% of Teachers with Master's & Above	% of Teachers with Emergency or Provisional Credentials	% of Classes Not Taught by Highly Qualified Teachers
All Schools	13.6	50.1	49.1	1.9	1.8
High Poverty Schools	13.1	53.0	44.5	4.4	7.0
Low Poverty Schools	12.8	42.9	56.9	0.6	0.2

## SCHOOL DISTRICT FINANCES

## TEACHER/ADMINISTRATOR SALARIES (Full-Time Equivalents)



## EXPENDITURE BY FUNCTION 2003-04 (Percentages)



REVENUE BY SOURCE 2003-04	
	Percent
Local Property Taxes	57.0
Other Local Funding	5.0
General State Aid	18.0
Other State Funding	11.9
Federal Funding	8.0

EXPENDITURE BY FUND 2003-04	
	Percent
Education	71.5
Operations & Maintenance	8.4
Transportation	3.6
Bond and Interest	6.5
Rent	0.0
Municipal Retirement/ Social Security	1.6
Fire Prevention & Safety	0.9
Site & Construction/ Capital Improvement	7.5


OTHER FINANCIAL INDICATORS		
	2003-04 Instructional Expenditure per Pupil	2003-04 Operating Expenditure per Pupil
	\$5,216	\$8,786

Instructional expenditure per pupil includes the direct costs of teaching pupils or the interaction between teachers and pupils.

Operating expenditure per pupil includes the gross operating cost of a school district excluding summer school, adult education, bond principal retired, and capital expenditures.

## ACADEMIC PERFORMANCE

### ACT ASSESSMENT: GRADUATING CLASS OF 2005\*



### ACT TEST TAKERS

	Number	% Class
	120,729	93.9

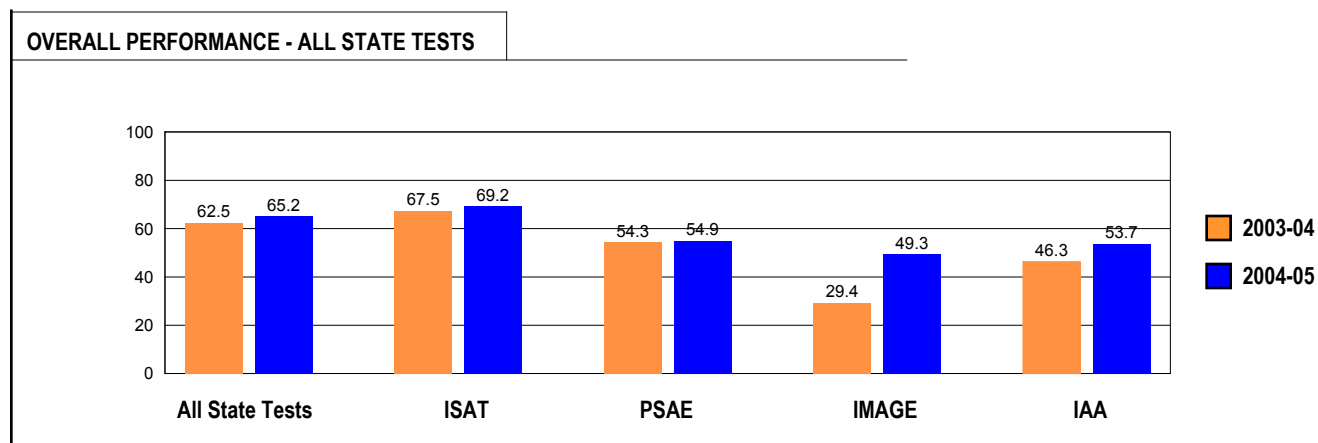
\* Includes graduating students' most recent ACT Assessment scores from an ACT national test date or PSAE testing. Excludes the scores of students who took the test with special accommodations. State averages for ACT data are based on regular public schools and do not include private and special purpose schools.

### HIGH SCHOOL GRADUATION RATE

	Gender		Race / Ethnicity						LEP	Migrant	Students with Disabilities	Econo- mically Disad- vantaged
	Male	Female	White	Black	Hispanic	Asian/ Pacific Islander	Native American	Multi racial /Ethnic				
All	85.4	89.4	92.2	77.7	76.0	93.4	86.0	91.7	62.8	75.6	76.1	75.8

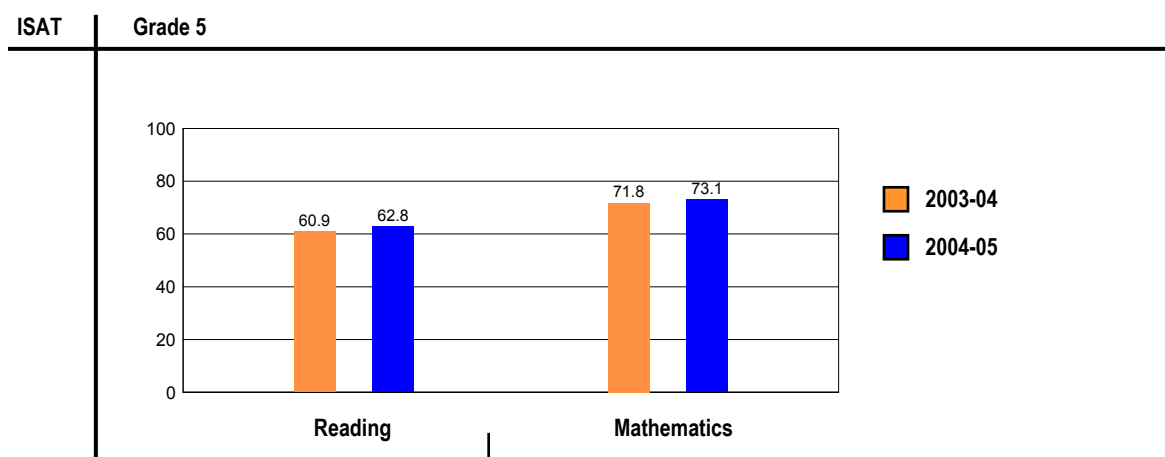
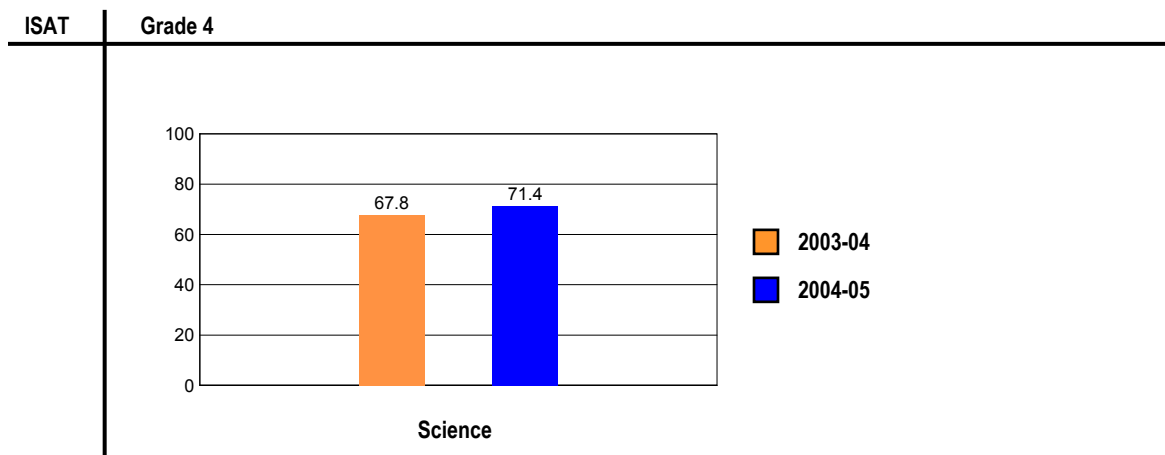
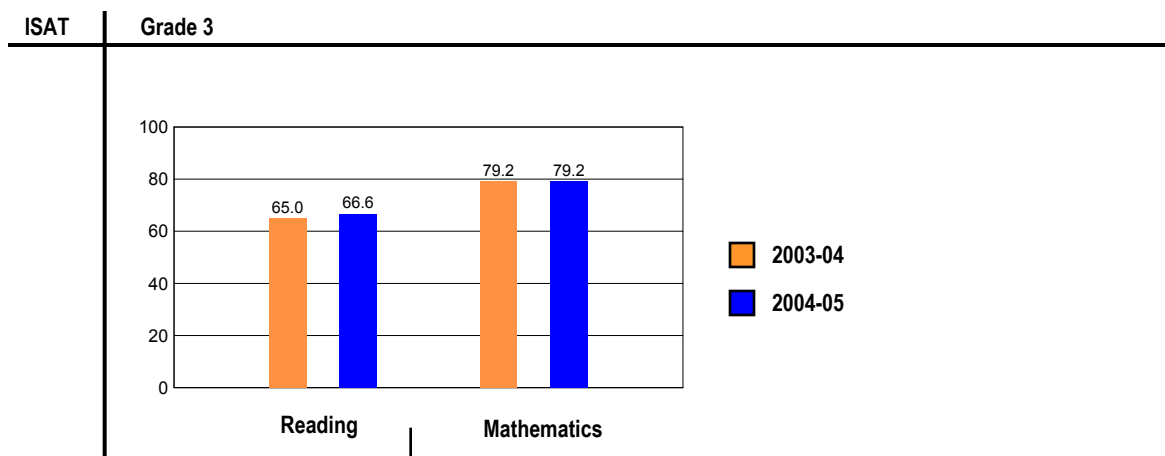
## OVERALL STUDENT PERFORMANCE

These charts present the overall percentages of state test scores categorized as meeting or exceeding the Illinois Learning Standards for the state. These performance measures include only those test scores for the grades and subjects (reading, mathematics and science) included in the state. The results for 2003-04 were recalculated to reflect only reading, mathematics and science.

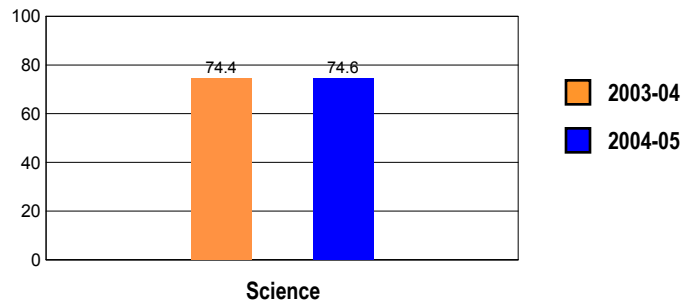


**ILLINOIS STANDARDS ACHIEVEMENT TEST (ISAT) PERFORMANCE**

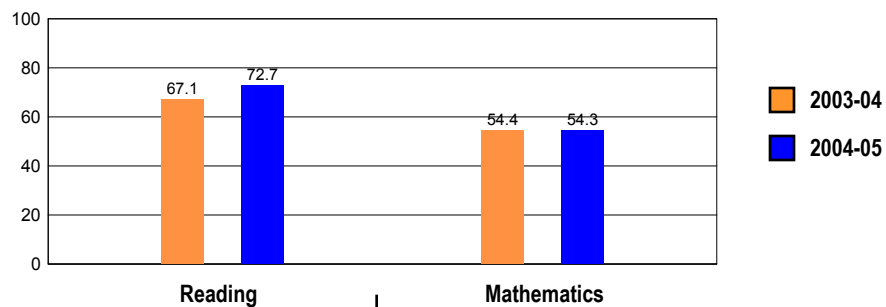
These charts provide information on attainment of the Illinois Learning Standards. They show the percents of student scores meeting or exceeding Standards for the grades and subjects tested on ISAT.



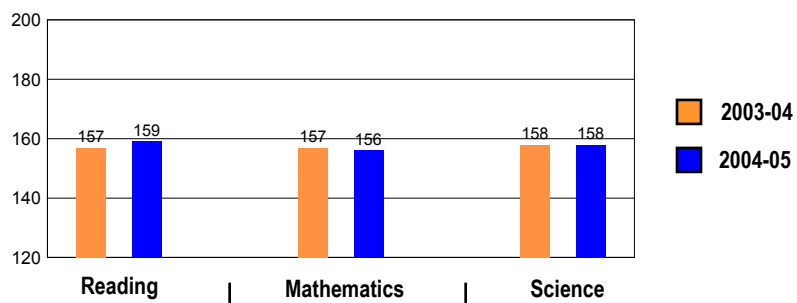
## ISAT | Grade 7



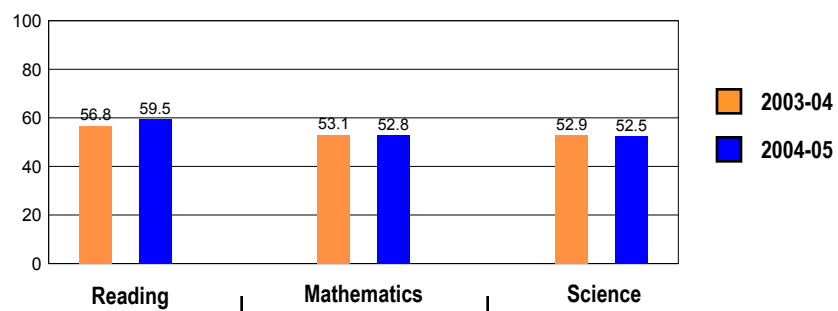
## ISAT | Grade 8



## PRAIRIE STATE ACHIEVEMENT EXAMINATION (PSAE) - Average Scores



PSAE scores range from 120 to 200.

**PRAIRIE STATE ACHIEVEMENT EXAMINATION (PSAE) - Percents Meeting or Exceeding Standards**

Number of students in the State taking the PSAE in 2005: 125,470

## PERFORMANCE ON STATE ASSESSMENTS

Federal law requires that student achievement results for reading, mathematics and science for schools providing Title I services be reported to the general public.

The Illinois Standards Achievement Test (ISAT) is administered to students in grades 3, 4, 5, 7, and 8. The Prairie State Achievement Examination (PSAE) is administered to students in grade 11. The Illinois Measure of Annual Growth in English (IMAGE) is administered to students in state-approved transitional bilingual programs. The Illinois Alternate Assessment (IAA) is administered to students with disabilities whose Individualized Education Programs (IEPs) indicate that participation in the ISAT or PSAE would not be appropriate.

Students with disabilities have an IEP (No Child Left Behind Act). An IEP is a written plan for a child with a disability who is eligible to receive special education services under the Individuals with Disabilities Education Act.

Schools with grade 2 as the highest grade in the school use a state-adopted test in reading and mathematics to meet this requirement.

In order to protect students' identities, test data for groups of fewer than ten students are not reported.

PERCENTAGE OF STUDENTS NOT TESTED IN STATE TESTING PROGRAMS														
		Gender			Racial/Ethnic Background						LEP	Migrant	Students with Disabilities	Economically Disadvantaged
		All	Male	Female	White	Black	Hispanic	Asian/Pacific Islander	Native American	Multi racial /Ethnic				
	<b>*Enrollment</b>	621,620	316,666	304,954	357,742	125,377	109,378	23,147	998	4,798	43,196	194	89,769	248,030
	<b>Reading</b>	0.6	0.7	0.5	0.3	1.4	0.7	0.4	0.9	0.6	0.7	0.0	1.2	0.8
	<b>Mathematics</b>	0.6	0.7	0.5	0.3	1.4	0.6	0.4	0.9	0.6	0.6	1.0	1.2	0.9

\* Enrollment as reported by schools/districts during the testing window.

### ILLINOIS STANDARDS ACHIEVEMENT TEST (ISAT)

The following tables show the percentages of student scores in each of four performance levels. These levels were established with the help of Illinois educators who teach the grade levels and learning areas tested. Due to rounding, the sum of the percentages in the four performance levels may not always equal 100.

- Level 1 -- Academic Warning - Student work demonstrates limited knowledge and skills in the subject. Because of major gaps in learning, students apply knowledge and skills ineffectively.
- Level 2 -- Below Standards - Student work demonstrates basic knowledge and skills in the subject. However, because of gaps in learning, students apply knowledge and skills in limited ways.
- Level 3 -- Meets Standards - Student work demonstrates proficient knowledge and skills in the subject. Students effectively apply knowledge and skills to solve problems.
- Level 4 -- Exceeds Standards - Student work demonstrates advanced knowledge and skills in the subject. Students creatively apply knowledge and skills to solve problems and evaluate the results.

### Grade 3

#### Grade 3 - All

Levels	Reading				Mathematics			
	1	2	3	4	1	2	3	4
	6.6	26.7	45.1	21.5	5.3	15.4	45.2	34.1



**Grade 3 - Gender**

Levels	Reading				Mathematics			
	1	2	3	4	1	2	3	4
Male	8.1	27.8	44.5	19.6	5.8	14.7	43.3	36.2
Female	5.1	25.6	45.8	23.5	4.8	16.2	47.2	31.9

**Grade 3 - Racial/Ethnic Background**

Levels	Reading				Mathematics			
	1	2	3	4	1	2	3	4
White	2.9	18.9	49.4	28.8	1.8	9.1	44.6	44.5
Black	16.0	42.8	34.2	7.0	15.0	30.2	43.9	11.0
Hispanic	8.2	36.2	44.6	11.1	5.2	19.9	53.0	21.8
Asian/Pacific Islander	1.6	14.2	49.0	35.1	0.9	5.1	33.4	60.6
Native American	8.0	21.7	50.4	19.9	4.9	17.9	42.0	35.3
Multiracial/Ethnic	4.4	26.9	47.1	21.7	3.0	15.0	50.4	31.5

**Grade 3 - Limited-English-Proficient**

Levels	Reading				Mathematics			
	1	2	3	4	1	2	3	4
	8.3	33.6	45.1	13.0	5.5	14.8	47.0	32.7

**Grade 3 - Migrant**

Levels	Reading				Mathematics			
	1	2	3	4	1	2	3	4
	4.3	39.1	52.2	4.3	4.3	13.0	65.2	17.4

**Grade 3 - Students with Disabilities**

Levels	Reading				Mathematics			
	1	2	3	4	1	2	3	4
IEP	21.3	40.1	30.0	8.6	14.4	25.4	41.6	18.5
Non-IEP	4.2	24.5	47.6	23.6	3.8	13.8	45.8	36.7

**Grade 3 - Economically Disadvantaged**

Levels	Reading				Mathematics			
	1	2	3	4	1	2	3	4
Free/Reduced Price Lunch	12.4	39.3	39.4	9.0	10.4	25.3	48.0	16.3
Not Eligible	2.5	17.8	49.2	30.4	1.7	8.4	43.1	46.7

**Grade 4****Grade 4 - All**

Levels	Science			
	1	2	3	4
	5.0	23.6	55.1	16.3

**Grade 4 - Gender**

Levels	Science			
	1	2	3	4
Male	5.2	22.2	54.3	18.3
Female	4.7	25.2	56.1	14.1

**Grade 4 - Racial/Ethnic Background**

Levels	Science			
	1	2	3	4
White	1.4	13.5	61.7	23.4
Black	15.0	46.4	35.9	2.8
Hispanic	4.8	32.2	57.1	5.9
Asian/Pacific Islander	1.1	10.9	60.3	27.7
Native American	3.2	21.7	58.9	16.2
Multiracial/Ethnic	2.5	21.6	60.4	15.5

**Grade 4 - Limited-English-Proficient**

Levels	Science			
	1	2	3	4
	4.0	30.2	60.5	5.3

**Grade 4 - Migrant**

Levels	Science			
	1	2	3	4
	9.1	13.6	77.3	0.0

**Grade 4 - Students with Disabilities**

Levels	Science			
	1	2	3	4
IEP	10.8	34.0	47.3	7.9
Non-IEP	4.0	21.8	56.5	17.7

**Grade 4 - Economically Disadvantaged**

Levels	Science			
	1	2	3	4
Free/Reduced Price Lunch	9.7	38.0	46.8	5.4
Not Eligible	1.6	13.5	61.0	23.9

**Grade 5****Grade 5 - All**

Levels	Reading				Mathematics			
	1	2	3	4	1	2	3	4
	1.8	35.4	43.3	19.4	3.2	23.6	60.8	12.4

**Grade 5 - Gender**

Levels	Reading				Mathematics			
	1	2	3	4	1	2	3	4
Male	2.3	36.8	43.0	18.0	4.0	23.8	59.0	13.1
Female	1.4	34.0	43.7	21.0	2.4	23.4	62.6	11.6

**Grade 5 - Racial/Ethnic Background**

Levels	Reading				Mathematics			
	1	2	3	4	1	2	3	4
White	0.8	25.5	48.1	25.5	1.4	14.8	67.1	16.8
Black	4.4	57.0	31.5	7.1	8.6	45.1	43.9	2.5
Hispanic	1.9	44.1	42.5	11.5	2.7	28.1	63.3	5.9
Asian/Pacific Islander	0.4	17.7	45.0	36.8	0.7	7.2	57.9	34.3
Native American	1.6	31.0	47.2	20.2	2.0	21.1	66.8	10.1
Multiracial/Ethnic	2.3	32.9	47.0	17.9	3.4	22.6	63.3	10.8

**Grade 5 - Limited-English-Proficient**

Levels	Reading				Mathematics			
	1	2	3	4	1	2	3	4
	1.9	44.9	42.4	10.8	2.7	27.0	63.9	6.4

**Grade 5 - Migrant**

Levels	Reading				Mathematics			
	1	2	3	4	1	2	3	4
	3.8	65.4	26.9	3.8	4.0	40.0	56.0	0.0

**Grade 5 - Students with Disabilities**

Levels	Reading				Mathematics			
	1	2	3	4	1	2	3	4
IEP	8.6	62.7	23.6	5.1	14.7	43.6	38.5	3.2
Non-IEP	0.7	30.7	46.7	21.9	1.3	20.1	64.6	14.0

**Grade 5 - Economically Disadvantaged**

Levels	Reading				Mathematics			
	1	2	3	4	1	2	3	4
Free/Reduced Price Lunch	3.3	51.1	36.9	8.6	6.0	37.4	52.7	3.9
Not Eligible	0.7	23.9	48.0	27.3	1.2	13.5	66.7	18.6

**Grade 7****Grade 7 - All**

Levels	Science			
	1	2	3	4
	10.4	15.0	54.3	20.3

**Grade 7 - Gender**

Levels	Science			
	1	2	3	4
Male	11.1	14.0	51.9	23.0
Female	9.7	16.1	56.8	17.4

**Grade 7 - Racial/Ethnic Background**

Levels	Science			
	1	2	3	4
White	4.4	8.9	57.7	29.0
Black	23.7	27.1	45.5	3.7
Hispanic	16.3	23.1	53.4	7.2
Asian/Pacific Islander	3.0	6.7	54.7	35.5
Native American	10.1	15.9	51.9	22.1
Multiracial/Ethnic	7.4	12.6	61.3	18.8

**Grade 7 - Limited-English-Proficient**

Levels	Science			
	1	2	3	4
	29.5	30.7	37.5	2.3

**Grade 7 - Migrant**

Levels	Science			
	1	2	3	4
	32.0	26.7	41.3	0.0

**Grade 7 - Students with Disabilities**

Levels	Science			
	1	2	3	4
IEP	31.1	24.0	39.9	5.0
Non-IEP	6.9	13.5	56.7	22.9

**Grade 7 - Economically Disadvantaged**

Levels	Science			
	1	2	3	4
Free/Reduced Price Lunch	19.0	23.9	50.6	6.5
Not Eligible	4.7	9.1	56.8	29.4

**Grade 8****Grade 8 - All**

Levels	Reading				Mathematics			
	1	2	3	4	1	2	3	4
	0.7	26.6	61.3	11.5	5.9	39.7	37.4	16.9

**Grade 8 - Gender**

Levels	Reading				Mathematics			
	1	2	3	4	1	2	3	4
Male	1.0	28.4	60.5	10.1	7.3	38.9	36.0	17.8
Female	0.3	24.7	62.1	12.8	4.6	40.6	38.8	16.0

**Grade 8 - Racial/Ethnic Background**

Levels	Reading				Mathematics			
	1	2	3	4	1	2	3	4
White	0.4	17.5	66.4	15.7	3.1	29.6	44.1	23.2
Black	1.6	44.8	50.3	3.4	14.2	61.0	21.6	3.2
Hispanic	0.7	39.6	55.7	4.0	6.6	54.1	32.7	6.6
Asian/Pacific Islander	0.1	13.0	64.6	22.2	1.1	16.7	40.7	41.6
Native American	1.3	25.0	65.9	7.8	6.8	42.4	33.9	16.9
Multiracial/Ethnic	0.7	25.9	61.3	12.1	7.3	39.8	38.0	14.8

**Grade 8 - Limited-English-Proficient**

Levels	Reading				Mathematics			
	1	2	3	4	1	2	3	4
	1.9	63.1	33.5	1.5	15.7	58.3	20.7	5.3

**Grade 8 - Migrant**

Levels	Reading				Mathematics			
	1	2	3	4	1	2	3	4
	0.0	36.0	56.0	8.0	7.7	50.0	26.9	15.4

**Grade 8 - Students with Disabilities**

Levels	Reading				Mathematics			
	1	2	3	4	1	2	3	4
IEP	4.0	65.1	29.5	1.4	27.3	57.6	12.9	2.2
Non-IEP	0.1	19.9	66.8	13.2	2.2	36.6	41.7	19.5

**Grade 8 - Economically Disadvantaged**

Levels	Reading				Mathematics			
	1	2	3	4	1	2	3	4
Free/Reduced Price Lunch	1.2	42.0	53.3	3.5	10.7	57.0	27.2	5.1
Not Eligible	0.3	16.8	66.3	16.5	2.9	28.7	43.9	24.5

## PRAIRIE STATE ACHIEVEMENT EXAMINATION (PSAE)

The following tables show the percentages of student scores in each of four performance levels. These levels were established with the help of Illinois educators who teach the grade levels and learning areas tested. Due to rounding, the sum of the percentages in the four performance levels may not always equal 100.

Level 1 -- Academic Warning - Student work demonstrates limited knowledge and skills in the subject. Because of major gaps in learning, students apply knowledge and skills ineffectively.

Level 2 -- Below Standards - Student work demonstrates basic knowledge and skills in the subject. However, because of gaps in learning, students apply knowledge and skills in limited ways.

Level 3 -- Meets Standards - Student work demonstrates proficient knowledge and skills in the subject. Students effectively apply knowledge and skills to solve problems.

Level 4 -- Exceeds Standards - Student work demonstrates advanced knowledge and skills in the subject. Students creatively apply knowledge and skills to solve problems and evaluate the results.

### Grade 11

#### Grade 11 - All

Levels	Reading				Mathematics				Science			
	1	2	3	4	1	2	3	4	1	2	3	4
	7.9	32.6	46.4	13.1	9.8	37.4	45.6	7.2	10.2	37.3	41.4	11.1

#### Grade 11 - Gender

Levels	Reading				Mathematics				Science			
	1	2	3	4	1	2	3	4	1	2	3	4
Male	10.5	33.7	43.7	12.2	9.9	35.7	45.8	8.7	10.9	34.4	40.7	14.0
Female	5.4	31.5	49.0	14.0	9.8	39.1	45.5	5.7	9.6	40.1	42.0	8.3

#### Grade 11 - Racial/Ethnic Background

Levels	Reading				Mathematics				Science			
	1	2	3	4	1	2	3	4	1	2	3	4
White	5.5	26.6	51.3	16.5	5.6	31.3	54.1	8.9	5.7	30.9	48.9	14.5
Black	14.8	50.1	32.4	2.7	25.5	55.9	18.1	0.5	26.0	55.5	17.6	0.9
Hispanic	13.8	46.0	35.9	4.4	15.3	54.0	29.5	1.3	17.6	53.8	26.3	2.4
Asian/Pacific Islander	3.9	25.1	50.0	21.0	3.8	20.6	55.4	20.2	3.5	26.9	50.3	19.3
Native American	8.9	34.6	42.2	14.3	10.5	38.4	46.0	5.1	10.5	37.8	42.0	9.7
Multiracial/Ethnic	9.1	34.7	41.6	14.7	10.8	41.4	42.0	5.8	11.0	38.0	41.9	9.1

#### Grade 11 - Limited-English-Proficient

Levels	Reading				Mathematics				Science			
	1	2	3	4	1	2	3	4	1	2	3	4
	32.1	50.6	16.5	0.8	26.3	47.9	22.9	2.9	30.8	53.4	14.8	1.1

#### Grade 11 - Migrant

Levels	Reading				Mathematics				Science			
	1	2	3	4	1	2	3	4	1	2	3	4
	28.6	42.9	28.6	0.0	21.4	57.1	21.4	0.0	21.4	64.3	14.3	0.0

**Grade 11 - Students with Disabilities**

Levels	Reading				Mathematics				Science			
	1	2	3	4	1	2	3	4	1	2	3	4
IEP	39.6	44.5	14.0	1.9	43.2	44.4	11.8	0.6	42.6	44.4	11.1	1.8
Non-IEP	4.1	31.1	50.3	14.4	5.8	36.6	49.7	7.9	6.4	36.4	45.0	12.2

**Grade 11 - Economically Disadvantaged**

Levels	Reading				Mathematics				Science			
	1	2	3	4	1	2	3	4	1	2	3	4
Free/Reduced Price Lunch	15.1	47.5	34.1	3.3	20.9	53.6	24.6	0.9	22.2	53.4	22.5	1.9
Not Eligible	5.6	27.6	50.5	16.3	6.2	32.1	52.5	9.2	6.3	32.0	47.5	14.1

**ILLINOIS MEASURE OF ANNUAL GROWTH IN ENGLISH (IMAGE)**

Students enrolled in state-approved transitional bilingual programs for less than three years take IMAGE if they are unable to take ISAT/PSAE due to their lack of proficiency in English. The table below presents IMAGE results for these students. Due to rounding, the sum of the percentages in the four performance levels may not always equal 100.

- Level 1 -- Beginning - Students at this level begin to read and understand short, simple text supported by illustrations or personal experiences. Students begin to communicate ideas in writing through word lists, phrases, or simple sentences.
- Level 2 --Strengthening - Students at this level read and understand simple text supported by illustrations or personal experiences. Students maintain a focus in writing through simple or repetitive language.
- Level 3 -- Expanding - Students at this level read text with increasing understanding of abstract and/or unfamiliar content. Students communicate ideas in writing with increased detail, organization, and variety of language.
- Level 4 -- Transitioning - Students at this level read and understand an increasingly broad range of materials required for academic success. Students communicate ideas with control of language and writing features required for academic success.

For Mathematics see ISAT or PSAE descriptions of the performance levels.

**Grade 3****Grade 3 - All**

Levels	Reading				Mathematics			
	1	2	3	4	1	2	3	4
	12.0	30.1	43.4	14.5	14.6	35.8	42.6	7.0

**Grade 3 - Gender**

Levels	Reading				Mathematics			
	1	2	3	4	1	2	3	4
Male	13.5	30.8	42.1	13.6	14.9	33.7	43.6	7.8
Female	10.4	29.3	44.8	15.5	14.4	38.1	41.5	6.1

**Grade 3 - Racial/Ethnic Background**

Levels	Reading				Mathematics			
	1	2	3	4	1	2	3	4
White	6.3	20.5	47.1	26.1	7.8	25.5	51.8	14.9
Black	25.7	26.7	36.6	10.9	34.5	27.3	34.5	3.6
Hispanic	13.0	31.8	42.7	12.5	15.7	37.9	41.2	5.2
Asian/Pacific Islander	4.8	18.0	48.2	29.0	6.3	20.3	50.7	22.6
Native American								
Multiracial/Ethnic	3.2	25.8	61.3	9.7	6.5	35.5	51.6	6.5

**Grade 3 - Migrant**

Levels	Reading				Mathematics			
	1	2	3	4	1	2	3	4
	6.1	51.5	39.4	3.0	25.7	37.1	34.3	2.9

**Grade 3 - Students with Disabilities**

Levels	Reading				Mathematics			
	1	2	3	4	1	2	3	4
IEP	34.3	35.8	24.9	5.1	35.3	34.6	27.8	2.3
Non-IEP	10.0	29.5	45.1	15.4	12.8	35.9	43.9	7.4

**Grade 3 - Economically Disadvantaged**

Levels	Reading				Mathematics			
	1	2	3	4	1	2	3	4
Free/Reduced Price Lunch	13.1	31.6	42.3	13.0	15.9	37.3	41.0	5.8
Not Eligible	6.5	22.4	48.7	22.3	8.3	28.5	50.5	12.8

**Grade 5****Grade 5 - All**

Levels	Reading				Mathematics			
	1	2	3	4	1	2	3	4
	11.4	20.8	44.4	23.4	9.6	56.0	33.5	0.8

**Grade 5 - Gender**

Levels	Reading				Mathematics			
	1	2	3	4	1	2	3	4
Male	12.2	21.9	43.5	22.3	10.5	54.8	33.8	0.9
Female	10.5	19.7	45.3	24.5	8.8	57.4	33.2	0.7

**Grade 5 - Racial/Ethnic Background**

Levels	Reading				Mathematics			
	1	2	3	4	1	2	3	4
White	7.0	15.7	42.5	34.8	5.3	43.8	49.3	1.6
Black	24.5	27.4	31.1	17.0	24.1	54.6	19.4	1.9
Hispanic	11.8	21.5	45.0	21.7	10.0	58.7	31.1	0.3
Asian/Pacific Islander	8.0	16.6	40.6	34.8	7.5	34.1	50.4	8.0
Native American								
Multiracial/Ethnic								

**Grade 5 - Migrant**

Levels	Reading				Mathematics			
	1	2	3	4	1	2	3	4
	23.3	26.7	33.3	16.7	13.3	50.0	33.3	3.3

**Grade 5 - Students with Disabilities**

Levels	Reading				Mathematics			
	1	2	3	4	1	2	3	4
IEP	21.2	31.0	39.0	8.8	24.9	56.9	17.8	0.4
Non-IEP	10.2	19.6	45.0	25.1	7.8	55.9	35.3	0.9

**Grade 5 - Economically Disadvantaged**

Levels	Reading				Mathematics			
	1	2	3	4	1	2	3	4
Free/Reduced Price Lunch	12.3	21.8	44.7	21.3	10.2	57.9	31.5	0.4
Not Eligible	7.4	16.3	43.2	33.1	7.1	47.4	42.8	2.7

**Grade 8****Grade 8 - All**

Levels	Reading				Mathematics			
	1	2	3	4	1	2	3	4
	22.5	26.5	36.7	14.4	17.8	60.5	17.5	4.1

**Grade 8 - Gender**

Levels	Reading				Mathematics			
	1	2	3	4	1	2	3	4
Male	23.3	27.5	37.1	12.1	19.1	59.2	17.8	3.9
Female	21.6	25.4	36.2	16.8	16.5	61.8	17.3	4.4

**Grade 8 - Racial/Ethnic Background**

Levels	Reading				Mathematics			
	1	2	3	4	1	2	3	4
White	7.6	16.6	45.3	30.4	6.6	46.8	37.6	9.0
Black	15.4	27.7	44.6	12.3	28.4	56.7	13.4	1.5
Hispanic	27.6	29.4	33.3	9.7	21.6	65.3	12.3	0.8
Asian/Pacific Islander	10.1	20.5	45.9	23.4	7.2	48.8	24.8	19.2
Native American								
Multiracial/Ethnic								

**Grade 8 - Migrant**

Levels	Reading				Mathematics			
	1	2	3	4	1	2	3	4
	41.2	23.5	35.3	0.0	20.0	66.7	13.3	0.0

**Grade 8 - Students with Disabilities**

Levels	Reading				Mathematics			
	1	2	3	4	1	2	3	4
IEP	32.0	37.1	28.9	2.1	47.7	44.1	6.7	1.5
Non-IEP	22.0	26.0	37.1	15.0	16.3	61.3	18.1	4.3

**Grade 8 - Economically Disadvantaged**

Levels	Reading				Mathematics			
	1	2	3	4	1	2	3	4
Free/Reduced Price Lunch	24.6	28.9	35.0	11.6	20.0	62.6	15.1	2.3
Not Eligible	16.2	19.4	41.6	22.8	11.5	54.4	24.6	9.5

**Grade 11****Grade 11 - All**

Levels	Reading				Mathematics			
	1	2	3	4	1	2	3	4
	15.3	34.8	37.5	12.4	13.5	62.5	21.9	2.0

**Grade 11 - Gender**

Levels	Reading				Mathematics			
	1	2	3	4	1	2	3	4
Male	14.8	33.6	38.2	13.5	12.1	61.2	24.4	2.3
Female	15.9	36.0	36.7	11.4	15.0	63.8	19.5	1.7

**Grade 11 - Racial/Ethnic Background**

Levels	Reading				Mathematics			
	1	2	3	4	1	2	3	4
White	8.8	26.6	40.9	23.7	3.8	54.5	38.9	2.7
Black	22.7	42.4	27.3	7.6	36.4	51.5	12.1	0.0
Hispanic	19.0	37.8	35.8	7.4	17.5	69.2	13.1	0.2
Asian/Pacific Islander	8.1	31.6	41.4	19.0	6.3	48.2	36.9	8.6
Native American								
Multiracial/Ethnic								

**Grade 11 - Migrant**

Levels	Reading				Mathematics			
	1	2	3	4	1	2	3	4
	23.5	41.2	23.5	11.8	35.3	58.8	5.9	0.0



**Grade 11 - Students with Disabilities**

Levels	Reading				Mathematics			
	1	2	3	4	1	2	3	4
IEP	42.3	32.1	21.8	3.8	46.8	45.5	7.8	0.0
Non-IEP	14.6	34.9	37.9	12.7	12.6	63.0	22.3	2.1

**Grade 11 - Economically Disadvantaged**

Levels	Reading				Mathematics			
	1	2	3	4	1	2	3	4
Free/Reduced Price Lunch	17.6	36.9	35.2	10.2	15.0	64.9	19.6	0.6
Not Eligible	11.7	31.3	41.0	16.0	11.3	58.8	25.6	4.3

**ILLINOIS ALTERNATE ASSESSMENT (IAA)**

The Illinois Alternate Assessment (IAA) is administered to students with disabilities whose Individualized Education Programs (IEPs) indicate that participation in the ISAT or PSAT would not be appropriate. The table below presents the percentages of student scores in each of four performance levels.

- Level 1 -- Attempting - Student work does not demonstrate progress in the knowledge and skills in the subject through connections to the Illinois Learning Standards. Students do not generalize their knowledge and skills.
- Level 2 --Emerging - Student work demonstrates limited progress in the knowledge and skills in the subject through minimal connections to the Illinois Learning Standards. Students exhibit an emerging ability to generalize their knowledge and skills.
- Level 3 -- Progressing - Student work demonstrates moderate progress in the knowledge and skills in the subject through minimal connections to the Illinois Learning Standards. Students exhibit an emerging ability to generalize their knowledge and skills.
- Level 4 -- Attaining - Student work demonstrates extensive progress in the knowledge and skills in the subject through multiple connections to the Illinois Learning Standards. Students exhibit a broad ability to generalize their knowledge and skills.

**Grade 3****Grade 3 - All**

Levels	Reading				Mathematics			
	1	2	3	4	1	2	3	4
	19.3	16.5	34.7	29.5	16.3	24.4	31.5	27.7

**Grade 3 - Gender**

Levels	Reading				Mathematics			
	1	2	3	4	1	2	3	4
Male	19.1	15.4	35.0	30.5	16.5	23.2	34.1	26.3
Female	19.6	18.4	34.2	27.8	16.1	26.6	27.2	30.2

**Grade 3 - Racial/Ethnic Background**

Levels	Reading				Mathematics			
	1	2	3	4	1	2	3	4
White	15.4	15.2	35.8	33.6	12.2	20.7	33.2	33.8
Black	26.9	22.7	27.5	23.0	25.5	26.9	30.8	16.8
Hispanic	17.8	13.7	42.7	25.7	14.2	30.9	30.5	24.5
Asian/Pacific Islander	25.6	7.0	32.6	34.9	16.3	30.2	16.3	37.2
Native American								
Multiracial/Ethnic	21.4	7.1	35.7	35.7	17.9	17.9	32.1	32.1

**Grade 3 - Limited-English-Proficient**

Levels	Reading				Mathematics			
	1	2	3	4	1	2	3	4
	33.0	8.0	32.0	27.0	22.7	30.9	27.8	18.6

**Grade 3 - Economically Disadvantaged**

Levels	Reading				Mathematics			
	1	2	3	4	1	2	3	4
Free/Reduced Price Lunch	21.8	19.5	34.2	24.5	20.5	27.2	31.6	20.6
Not Eligible	16.6	13.4	35.2	34.7	12.0	21.5	31.3	35.2

**Grade 4****Grade 4 - All**

Levels	Science			
	1	2	3	4
	20.9	27.0	25.5	26.7

**Grade 4 - Gender**

Levels	Science			
	1	2	3	4
Male	22.5	24.6	27.0	25.9
Female	18.1	31.0	22.8	28.0

**Grade 4 - Racial/Ethnic Background**

Levels	Science			
	1	2	3	4
White	13.1	28.8	26.0	32.1
Black	35.5	24.8	21.7	18.0
Hispanic	21.2	25.3	28.2	25.3
Asian/Pacific Islander	16.2	32.4	29.7	21.6
Native American				
Multiracial/Ethnic	16.0	24.0	28.0	32.0

**Grade 4 - Limited-English-Proficient**

Levels	Science			
	1	2	3	4
	24.1	30.4	22.3	23.2

**Grade 4 - Economically Disadvantaged**

Levels	Science			
	1	2	3	4
Free/Reduced Price Lunch	26.0	28.5	24.1	21.4
Not Eligible	14.8	25.2	27.1	32.9

**Grade 5****Grade 5 - All**

Levels	Reading				Mathematics			
	1	2	3	4	1	2	3	4
	23.3	14.1	35.0	27.7	17.7	22.8	30.5	29.0

**Grade 5 - Gender**

Levels	Reading				Mathematics			
	1	2	3	4	1	2	3	4
Male	23.1	15.1	34.3	27.5	18.5	22.1	30.2	29.2
Female	23.6	12.3	36.1	28.0	16.6	23.8	30.9	28.7

**Grade 5 - Racial/Ethnic Background**

Levels	Reading				Mathematics			
	1	2	3	4	1	2	3	4
White	16.0	11.7	37.7	34.6	10.8	18.6	33.0	37.6
Black	37.5	17.2	27.6	17.7	33.5	24.8	26.4	15.3
Hispanic	24.2	15.6	37.9	22.3	14.9	31.7	29.8	23.6
Asian/Pacific Islander	20.7	24.1	34.5	20.7	10.3	41.4	27.6	20.7
Native American								
Multiracial/Ethnic	33.3	11.1	38.9	16.7	35.3	17.6	23.5	23.5

**Grade 5 - Limited-English-Proficient**

Levels	Reading				Mathematics			
	1	2	3	4	1	2	3	4
	22.6	17.9	38.1	21.4	20.5	42.2	19.3	18.1

**Grade 5 - Economically Disadvantaged**

Levels	Reading				Mathematics			
	1	2	3	4	1	2	3	4
Free/Reduced Price Lunch	28.0	16.3	32.0	23.7	22.1	25.4	30.2	22.3
Not Eligible	18.0	11.6	38.3	32.0	13.0	19.9	30.7	36.4

**Grade 7****Grade 7 - All**

Levels	Science			
	1	2	3	4
	26.0	25.0	20.9	28.0

**Grade 7 - Gender**

Levels	Science			
	1	2	3	4
Male	26.6	25.0	21.1	27.2
Female	25.2	25.0	20.6	29.2

**Grade 7 - Racial/Ethnic Background**

Levels	Science			
	1	2	3	4
White	18.8	24.7	24.5	32.0
Black	39.2	26.0	15.2	19.6
Hispanic	27.7	24.3	18.4	29.6
Asian/Pacific Islander	32.3	25.8	12.9	29.0
Native American				
Multiracial/Ethnic	17.4	26.1	34.8	21.7

**Grade 7 - Limited-English-Proficient**

Levels	Science			
	1	2	3	4
	36.5	28.4	20.3	14.9

**Grade 7 - Economically Disadvantaged**

Levels	Science			
	1	2	3	4
Free/Reduced Price Lunch	32.9	26.7	19.1	21.4
Not Eligible	18.6	23.2	22.9	35.3

**Grade 8****Grade 8 - All**

Levels	Reading				Mathematics			
	1	2	3	4	1	2	3	4
	23.0	15.9	32.3	28.8	20.1	23.9	29.3	26.7

**Grade 8 - Gender**

Levels	Reading				Mathematics			
	1	2	3	4	1	2	3	4
Male	24.3	15.6	33.1	27.1	22.4	23.5	27.5	26.6
Female	20.8	16.4	31.0	31.8	16.1	24.6	32.6	26.7

**Grade 8 - Racial/Ethnic Background**

Levels	Reading				Mathematics			
	1	2	3	4	1	2	3	4
White	20.3	14.3	33.2	32.2	13.2	23.9	32.3	30.6
Black	31.1	19.8	27.6	21.4	33.7	22.5	24.6	19.3
Hispanic	19.1	17.7	36.4	26.8	21.3	27.7	27.7	23.3
Asian/Pacific Islander	26.9	0.0	34.6	38.5	15.4	19.2	30.8	34.6
Native American								
Multiracial/Ethnic	5.3	0.0	47.4	47.4	0.0	23.5	29.4	47.1

**Grade 8 - Limited-English-Proficient**

Levels	Reading				Mathematics			
	1	2	3	4	1	2	3	4
	16.9	32.3	35.4	15.4	22.2	44.4	22.2	11.1

**Grade 8 - Economically Disadvantaged**

Levels	Reading				Mathematics			
	1	2	3	4	1	2	3	4
Free/Reduced Price Lunch	23.0	17.9	32.6	26.4	25.1	25.5	26.2	23.2
Not Eligible	23.0	13.5	31.9	31.6	14.1	22.1	33.0	30.8

**Grade 11****Grade 11 - All**

Levels	Reading				Mathematics				Science			
	1	2	3	4	1	2	3	4	1	2	3	4
	36.6	14.2	27.3	21.9	27.3	31.6	23.4	17.7	31.8	34.0	20.9	13.3

**Grade 11 - Gender**

Levels	Reading				Mathematics				Science			
	1	2	3	4	1	2	3	4	1	2	3	4
Male	34.8	13.8	28.4	23.0	25.1	32.8	24.6	17.5	31.5	33.9	22.0	12.6
Female	39.2	14.7	25.8	20.3	30.3	29.9	21.8	17.9	32.2	34.3	19.2	14.3

**Grade 11 - Racial/Ethnic Background**

Levels	Reading				Mathematics				Science			
	1	2	3	4	1	2	3	4	1	2	3	4
White	33.8	14.9	27.8	23.5	22.1	32.8	24.9	20.3	30.0	33.1	23.3	13.6
Black	44.9	13.2	23.3	18.6	38.1	31.8	18.4	11.8	39.5	35.1	14.8	10.7
Hispanic	27.0	12.5	36.8	23.7	25.0	28.9	25.0	21.1	21.1	34.9	26.3	17.8
Asian/Pacific Islander	38.5	15.4	15.4	30.8	23.1	19.2	34.6	23.1	23.1	38.5	11.5	26.9
Native American												
Multiracial/Ethnic	50.0	14.3	28.6	7.1	35.7	21.4	35.7	7.1	42.9	35.7	17.9	3.6

**Grade 11 - Limited-English-Proficient**

Levels	Reading				Mathematics				Science			
	1	2	3	4	1	2	3	4	1	2	3	4
	31.6	5.3	34.2	28.9	34.2	28.9	10.5	26.3	18.4	39.5	10.5	31.6

**Grade 11 - Economically Disadvantaged**

Levels	Reading				Mathematics				Science			
	1	2	3	4	1	2	3	4	1	2	3	4
Free/Reduced Price Lunch	38.5	15.1	27.2	19.2	31.1	32.0	20.1	16.8	31.7	36.6	18.2	13.4
Not Eligible	34.7	13.2	27.5	24.6	23.4	31.2	26.8	18.5	31.9	31.4	23.5	13.2

## SCHOOL IMPROVEMENT STATUS

Below is a list of the Title I funded schools in the State that are in School Improvement Status as defined by the federal No Child Left Behind Act of 2001. Out of 3,884 schools statewide, 2,333 are Title I schools of which 629 schools or 16.2 percent (of all the schools) are in School Improvement Status.

District Name	School ID	School Name	Years in School Improvement
	15016299025002C	ACAD OF COMM & TECH CHARTER HS	3
	15016299025003C	PERSPECTIVES CHARTER HIGH SCHOOL	3
	15016299025004C	YOUTH CONNECTIONS CHARTER HS	3
	15016299025005C	NORTH LAWDALE CHARTER HS	3
	15016299025006C	NOBLE STREET CHARTER HIGH SCHOOL	2
	15016299025201C	CHICAGO INTERNATIONAL CHARTER	3
ADDISON SCHOOL DIST 4			
	190220040022005	LINCOLN ELEM SCHOOL	2
ALTON COMM UNIT SCHOOL DIST 11			
	410570110261003	EAST MIDDLE SCHOOL	2
	410570110261004	NORTH MIDDLE SCHOOL	2
	410570110262012	HORACE MANN ELEM SCHOOL	2
	410570110262024	LOVEJOY ELEM SCHOOL	5
	410570110262028	WEST ELEMENTARY SCHOOL	2
AURORA EAST UNIT SCHOOL DIST 131			
	310451310220001	EAST HIGH SCHOOL	3
	310451310221002	C F SIMMONS MIDDLE SCHOOL	5
	310451310221003	K D WALDO MIDDLE SCHOOL	5
	310451310221004	HENRY W COWHERD MIDDLE SCHOOL	5
	310451310222006	W S BEAUPRE ELEM SCHOOL	2
	310451310222007	L D BRADY ELEM SCHOOL	5
	310451310222010	NICHOLAS A HERMES ELEM SCHOOL	2
	310451310222013	OAK PARK ELEM SCHOOL	2
AURORA WEST UNIT SCHOOL DIST 129			
	310451290222010	LINCOLN ELEM SCHOOL	1
	310451290222015	SMITH ELEM SCHOOL	2
BEARDSTOWN C U SCH DIST 15			
	460090150262003	GARD ELEMENTARY SCHOOL	2
BELLEVILLE TWP HS DIST 201			
	500822010170001	BELLEVILLE HIGH SCHOOL-EAST	2
	500822010170002	BELLEVILLE HIGH SCHOOL-WEST	2
BELLWOOD SCHOOL DIST 88			
	140160880022001	GRANT ELEM SCHOOL	4
	140160880022005	MCKINLEY ELEM SCHOOL	5
	140160880022006	THURGOOD MARSHALL ELEM SCHOOL	2
	140160880022008	WILSON ELEM SCHOOL	5
BELVIDERE C U SCH DIST 100			
	040041000262005	LINCOLN ELEM SCHOOL	2
BENSENVILLE SCHOOL DISTRICT 2			
	190220020022006	TIOGA ELEMENTARY SCHOOL	2

BENTON CONS HIGH SCHOOL DIST 103	210281030130001	BENTON CONS HIGH SCHOOL	1
BERKELEY SCHOOL DIST 87	140160870021005	MACARTHUR MIDDLE SCHOOL	5
	140160870021006	NORTHLAKE MIDDLE SCHOOL	4
	140160870022007	J W RILEY ELEM SCHOOL	2
BERWYN SOUTH SCHOOL DISTRICT 100	140161000021002	HERITAGE MIDDLE SCHOOL	2
BLOOM TWP HIGH SCH DIST 206	140162060170001	BLOOM HIGH SCHOOL	3
	140162060170002	BLOOM TRAIL HIGH SCHOOL	3
BRADLEY BOURBONNAIS C HS D 307	320463070160001	BRADLEY-BOURBONNAIS C HIGH SCHOOL	2
BREMEN COMM H S DISTRICT 228	140162280160001	BREMEN HIGH SCHOOL	3
	140162280160003	HILLCREST HIGH SCHOOL	3
BROOKLYN UNIT DISTRICT 188	500821880220001	LOVEJOY TECHNOLOGY ACADEMY	3
	500821880221001	LOVEJOY MIDDLE SCHOOL	5
	500821880222001	LOVEJOY ELEMENTARY SCHOOL	5
BROOKWOOD SCHOOL DIST 167	140161670021002	BROOKWOOD JR HIGH SCHOOL	2
BURNHAM SCHOOL DISTRICT 154-5	140161545022001	BURNHAM ELEM SCHOOL	2
CAHOKIA COMM UNIT SCH DIST 187	500821870260011	CAHOKIA HIGH SCHOOL	1
	500821870261012	WIRTH-PARKS MIDDLE SCHOOL	2
	500821870262005	HUFFMAN ELEM SCHOOL	5
	500821870262007	LALUMIER ELEM SCHOOL	4
CAIRO UNIT SCHOOL DISTRICT 1	020020010220001	CAIRO JR/SR HIGH SCHOOL	3
	020020010222003	BENNETT ELEM SCHOOL	5
CALUMET CITY SCHOOL DISTRICT 155	140161550021001	WENTWORTH JR HIGH SCHOOL	5
	140161550022004	WENTWORTH INTERMEDIATE SCHOOL	3
CALUMET PUBLIC SCHOOLS DIST 132	140161320022002	CALUMET ELEM SCHOOL	1
CARBONDALE COMM H S DISTRICT 165	300391650160001	CARBONDALE COMM H S	2
CARBONDALE ELEM SCH DIST 95	300390950021004	CARBONDALE MIDDLE SCHOOL	2
	300390950022008	LEWIS SCHOOL	1
CARLYLE C U SCHOOL DISTRICT 1	130140010261001	CARLYLE JUNIOR HIGH SCHOOL	2
CASEY-WESTFIELD C U SCH DIST 4C			

	11012004C261001	CASEY-WESTFIELD JR HIGH	1
CENTRALIA H S DIST 200			
	130582000170001	CENTRALIA HIGH SCHOOL	2
CHAMPAIGN COMM UNIT SCH DIST 4			
	090100040262010	DR HOWARD ELEM SCHOOL	2
	090100040262020	WASHINGTON ELEM SCHOOL	2
	090100040262021	WESTVIEW ELEM SCHOOL	2
CHESTER COMM UNIT SCH DIST 139			
	450791390262002	CHESTER ELEM SCHOOL	2
CHICAGO HEIGHTS SCHOOL DIST 170			
	140161700021001	WASHINGTON JUNIOR HIGH	5
	140161700022001	MCKINLEY ELEMENTARY SCHOOL	5
	140161700022002	ROOSEVELT ELEM SCHOOL	4
	140161700022005	WILSON ELEM SCHOOL	5
	140161700022011	JEFFERSON ELEM SCHOOL	5
	140161700022013	LINCOLN ELEM SCHOOL	4
CICERO SCHOOL DISTRICT 99			
	140160990022001	DANIEL BURNHAM ELEM SCHOOL	5
	140160990022002	CICERO EAST ELEM SCHOOL	5
	140160990022003	COLUMBUS EAST ELEM SCHOOL	5
	140160990022008	T ROOSEVELT ELEM SCHOOL	5
	140160990022012	WARREN PARK SCHOOL	2
	140160990022013	LIBERTY ELEM SCHOOL	5
	140160990022014	CICERO WEST ELEMENTARY SCHOOL	5
	140160990022015	COLUMBUS WEST ELEMENTARY SCHOOL	5
CITY OF CHICAGO SCHOOL DIST 299			
	150162990250001	AMUNDSEN HIGH SCHOOL	3
	150162990250002	AUSTIN COMMUNITY HIGH SCHOOL	3
	150162990250004	BOWEN HIGH SCHOOL	3
	150162990250006	CARVER MILITARY ACADEMY HS	6
	150162990250008	CRANE TECHNICAL PREP HIGH SCHOOL	6
	150162990250009	DUSABLE HIGH SCHOOL	3
	150162990250010	ENGLEWOOD TECHNICAL PREP ACAD HS	3
	150162990250011	FARRAGUT CAREER ACADEMY HS	6
	150162990250012	FENGER ACADEMY HIGH SCHOOL	3
	150162990250013	FOREMAN HIGH SCHOOL	3
	150162990250015	GAGE PARK HIGH SCHOOL	3
	150162990250016	HARLAN COMMUNITY ACADEMY HS	3
	150162990250017	HARPER HIGH SCHOOL	6
	150162990250019	HIRSCH METROPOLITAN HIGH SCHOOL	3
	150162990250020	HUBBARD HIGH SCHOOL	3
	150162990250021	HYDE PARK ACADEMY HIGH SCHOOL	3
	150162990250022	KELLY HIGH SCHOOL	3
	150162990250023	KELVYN PARK HIGH SCHOOL	3
	150162990250026	LAKE VIEW HIGH SCHOOL	3
	150162990250029	MARSHALL METROPOLITAN HIGH SCHOOL	6
	150162990250034	PHILLIPS ACADEMY HIGH SCHOOL	3
	150162990250036	SCHURZ HIGH SCHOOL	3
	150162990250037	SENN HIGH SCHOOL	3
	150162990250042	SULLIVAN HIGH SCHOOL	3
	150162990250044	TILDEN CAREER COMMUNITY ACADEMY HS	6
	150162990250049	WELLS COMMUNITY ACADEMY HS	6
	150162990250526	CHICAGO VOCATIONAL CAREER ACAD HS	3



150162990250529	BEST PRACTICE HIGH SCHOOL	3
150162990250534	PROSSER CAREER ACADEMY HS	3
150162990250536	RICHARDS CAREER ACADEMY HS	6
150162990250537	SIMEON CAREER ACADEMY HIGH SCHOOL	3
150162990250540	WESTINGHOUSE CAREER ACADEMY HS	3
150162990250543	CORLISS HIGH SCHOOL	2
150162990250545	CLEMENTE COMMUNITY ACADEMY HS	3
150162990250616	MANLEY CAREER ACADEMY HIGH SCHOOL	6
150162990250617	CURIE METROPOLITAN HIGH SCHOOL	3
150162990250763	JULIAN HIGH SCHOOL	3
150162990250765	COLLINS HIGH SCHOOL	6
150162990250766	ROBESON HIGH SCHOOL	3
150162990250767	JUAREZ COMMUNITY ACADEMY HS	3
150162990250779	HANCOCK COLLEGE PREPARATORY HS	3
150162990250798	DYETT HIGH SCHOOL	2
150162990250801	CHICAGO DISCOVERY ACADEMY HS	1
150162990250803	PHOENIX MILITARY ACADEMY HS	1
150162990252046	JACKSON, M ELEM SCHOOL	5
150162990252047	MORGAN ELEM SCHOOL	5
150162990252048	GREEN, W ELEM SCHOOL	5
150162990252050	ABBOTT ELEM SCHOOL	5
150162990252054	ALDRIDGE ELEM SCHOOL	5
150162990252055	ALTGELD ELEM SCHOOL	5
150162990252056	ANDERSEN, H C ELEM COMMUNITY ACAD	5
150162990252058	ARMOUR ELEM SCHOOL	5
150162990252059	ARMSTRONG, G ELEM INTL STUDIES	2
150162990252061	ATTUCKS ELEM SCHOOL	6
150162990252063	AVALON PARK ELEM SCHOOL	2
150162990252064	AVONDALE ELEM SCHOOL	5
150162990252065	BANNEKER ELEM SCHOOL	5
150162990252068	BARTON ELEM SCHOOL	5
150162990252069	BASS ELEM SCHOOL	5
150162990252072	NICHOLSON ELEM MATH & SCIENCE	5
150162990252079	BEETHOVEN ELEM SCHOOL	5
150162990252080	BEIDLER ELEM SCHOOL	5
150162990252084	BETHUNE ELEM SCHOOL	6
150162990252088	BOND ELEM SCHOOL	5
150162990252090	BRADWELL COMM ARTS & SCI ELEM SCH	5
150162990252092	HALEY ELEM ACADEMY	5
150162990252093	BRENNEMANN ELEM SCHOOL	5
150162990252094	BRENTANO ELEM MATH & SCIENCE ACAD	5
150162990252096	BRIGHT ELEM SCHOOL	5
150162990252097	BROWN, W ELEM SCHOOL	5
150162990252098	BROWNELL ELEM SCHOOL	5
150162990252100	BOUCHET ELEM MATH & SCIENCE ACAD	5
150162990252102	BURBANK ELEM SCHOOL	5
150162990252103	BURKE ELEM SCHOOL	5
150162990252105	BURNHAM ELEM INCLUSIVE ACADEMY	5
150162990252106	CASTELLANOS ELEM SCHOOL	5
150162990252110	BRUNSON MATH & SCI SPECIALTY ELEM	2
150162990252113	CALDWELL ELEM ACAD OF MATH & SCI	5
150162990252114	CALHOUN NORTH ELEM SCHOOL	5
150162990252118	CAMERON ELEM SCHOOL	5
150162990252121	CARPENTER ELEM SCHOOL	5
150162990252123	CARTER ELEM SCHOOL	5
150162990252127	CATHER ELEM SCHOOL	6
150162990252128	CHALMERS ELEM SPECIALTY SCHOOL	5
150162990252130	CHASE ELEM SCHOOL	5

---

150162990252133	CLEVELAND ELEM SCHOOL	5
150162990252136	COLES ELEM LANGUAGE ACADEMY	5
150162990252139	COOK ELEM SCHOOL	5
150162990252142	COOPER ELEM DUAL LANGUAGE ACADEMY	5
150162990252145	CORKERY ELEM SCHOOL	3
150162990252147	CROWN ELEM COMM ACD FINE ARTS CTR	5
150162990252148	DARWIN ELEM SCHOOL	5
150162990252149	DAVIS, N ELEM SCHOOL	5
150162990252150	DAWES ELEM SCHOOL	2
150162990252152	DELANO ELEM SCHOOL	5
150162990252153	DENEEN ELEM SCHOOL	5
150162990252154	DETT ELEM SCHOOL	5
150162990252155	CHOPIN ELEM SCHOOL	5
150162990252159	DEWEY ELEM ACADEMY OF FINE ARTS	5
150162990252172	DRUMMOND ELEM SCHOOL	5
150162990252173	DUBOIS ELEM SCHOOL	5
150162990252175	DULLES ELEM SCHOOL	5
150162990252176	DUMAS ELEM SCHOOL	5
150162990252179	DVORAK ELEM SPECIALTY ACADEMY	1
150162990252180	EARLE ELEM SCHOOL	5
150162990252181	EBERHART ELEM SCHOOL	5
150162990252187	ELLINGTON ELEM SCHOOL	5
150162990252188	ARMSTRONG, L ELEM MATH & SCI	5
150162990252189	EMMET ELEM SCHOOL	5
150162990252190	ERICSON ELEM SCHOLASTIC ACADEMY	5
150162990252191	ESMOND ELEM SCHOOL	5
150162990252194	FALCONER ELEM SCHOOL	2
150162990252195	FARADAY ELEM SCHOOL	6
150162990252199	FARREN FINE ARTS ELEM SCHOOL	6
150162990252201	FERMI ELEM SCHOOL	5
150162990252202	FERNWOOD ELEM SCHOOL	5
150162990252203	FIELD ELEM SCHOOL	5
150162990252204	FISKE ELEM SCHOOL	5
150162990252206	FORT DEARBORN ELEM SCHOOL	5
150162990252208	FRAZIER ELEM SCHOOL	5
150162990252209	FULLER ELEM SCHOOL	5
150162990252210	FULTON ELEM SCHOOL	5
150162990252212	GALE ELEM COMMUNITY ACADEMY	5
150162990252213	GALLISTEL ELEM LANGUAGE ACADEMY	5
150162990252215	GARY ELEM SCHOOL	5
150162990252216	WOODS ELEM MATH & SCIENCE ACADEMY	5
150162990252218	GLADSTONE ELEM SCHOOL	5
150162990252221	GOLDBLATT ELEM SCHOOL	5
150162990252222	GOMPERS ELEM FINE ARTS OPT SCHOOL	5
150162990252223	GOUDY ELEM SCHOOL	2
150162990252224	GRAHAM, A ELEM SCHOOL	5
150162990252229	GREENE, N ELEM SCHOOL	2
150162990252230	GREGORY ELEM SCHOOL	5
150162990252231	GRESHAM ELEM SCHOOL	5
150162990252233	GUGGENHEIM ELEM SCHOOL	5
150162990252236	GILLESPIE ELEM SCHOOL	5
150162990252241	HAMLIN ELEM SCHOOL	6
150162990252242	HAMMOND ELEM SCHOOL	5
150162990252246	HARVARD ELEM SCHOOL	5
150162990252247	HAUGAN ELEM SCHOOL	5
150162990252255	HEARST ELEM SCHOOL	5
150162990252256	HEDGES ELEM SCHOOL	5
150162990252257	HEFFERAN ELEM SCHOOL	5

---

150162990252258	HENDERSON ELEM SCHOOL	5
150162990252259	HENDRICKS ELEM COMMUNITY ACADEMY	5
150162990252260	HENRY ELEM SCHOOL	5
150162990252261	HENSON ELEM SCHOOL	5
150162990252262	HERBERT ELEM SCHOOL	5
150162990252263	HERZL ELEM SCHOOL	5
150162990252266	HIGGINS ELEM COMMUNITY ACADEMY	5
150162990252267	HINTON ELEM SCHOOL	5
150162990252270	HOLMES ELEM SCHOOL	5
150162990252273	HOWE ELEM SCHOOL	5
150162990252276	HUGHES, C ELEM SCHOOL	5
150162990252284	JAHN ELEM SCHOOL	5
150162990252287	JENNER ELEM ACADEMY OF THE ARTS	5
150162990252288	JENSEN ELEM SCHOLASTIC ACADEMY	5
150162990252289	PILSEN ELEM COMMUNITY ACADEMY	5
150162990252290	JOHNSON ELEM SCHOOL	5
150162990252292	JUNGMAN ELEM SCHOOL	5
150162990252294	KERSHAW ELEM SCHOOL	5
150162990252295	KEY ELEM SCHOOL	5
150162990252296	KILMER ELEM SCHOOL	5
150162990252297	KING ELEM SCHOOL	5
150162990252301	KOHN ELEM SCHOOL	5
150162990252303	LOZANO ELEM BILINGUAL & INTL CTR	5
150162990252305	LAFAYETTE ELEM SCHOOL	5
150162990252307	LATHROP ELEM SCHOOL	5
150162990252309	LAWNDALE ELEM COMMUNITY ACADEMY	5
150162990252310	LEMOYNE ELEM SCHOOL	5
150162990252311	LEWIS ELEM SCHOOL	5
150162990252313	LIBBY ELEM SCHOOL	5
150162990252315	LINNE ELEM SCHOOL	5
150162990252316	LLOYD ELEM SCHOOL	5
150162990252319	LOVETT ELEM SCHOOL	5
150162990252321	LOWELL ELEM SCHOOL	5
150162990252322	LAWRENCE ELEM SCHOOL	5
150162990252324	MADISON ELEM SCHOOL	5
150162990252326	MANIERRE ELEM SCHOOL	5
150162990252328	MANN ELEM SCHOOL	5
150162990252329	MARCONI ELEM COMMUNITY ACADEMY	5
150162990252330	MARQUETTE ELEM SCHOOL	5
150162990252334	MASON ELEM SCHOOL	5
150162990252336	MAY ELEM COMMUNITY ACADEMY	5
150162990252340	MCCORKLE ELEM SCHOOL	5
150162990252341	MCCORMICK ELEM SCHOOL	5
150162990252344	MCCUTCHEON ELEM SCHOOL	5
150162990252346	MCKAY ELEM SCHOOL	5
150162990252349	MCPHERSON ELEM SCHOOL	5
150162990252350	MEDILL ELEM SCHOOL	6
150162990252352	MELODY ELEM SCHOOL	5
150162990252354	MOLLISON ELEM SCHOOL	5
150162990252355	MONROE ELEM SCHOOL	5
150162990252356	MOOS ELEM SCHOOL	5
150162990252357	MORRILL ELEM MATH & SCI SCHOOL	5
150162990252359	MORSE ELEM SCHOOL	5
150162990252362	MOUNT VERNON ELEM SCHOOL	5
150162990252363	MOZART ELEM SCHOOL	5
150162990252367	BROWN, R ELEM COMMUNITY ACAD	5
150162990252368	NASH ELEM SCHOOL	5
150162990252373	NIGHTINGALE ELEM SCHOOL	5

---

150162990252374	NIXON ELEM SCHOOL	5
150162990252375	NOBEL ELEM SCHOOL	5
150162990252381	OGLESBY ELEM SCHOOL	5
150162990252382	OKEEFFE ELEM SCHOOL	5
150162990252385	PICCOLO ELEM SPECIALTY SCHOOL	5
150162990252386	OTIS ELEM SCHOOL	5
150162990252387	OTOOLE ELEM SCHOOL	5
150162990252388	OVERTON ELEM SCHOOL	1
150162990252390	PADEREWSKI ELEM LEARNING ACADEMY	5
150162990252392	PARKER ELEM COMMUNITY ACADEMY	5
150162990252393	PARKMAN ELEM SCHOOL	5
150162990252394	PARK MANOR ELEM SCHOOL	5
150162990252395	PARKSIDE ELEM COMMUNITY ACADEMY	2
150162990252397	PEABODY ELEM SCHOOL	5
150162990252398	PECK ELEM SCHOOL	3
150162990252399	PEIRCE ELEM INTL STUDIES SCHOOL	2
150162990252400	PENN ELEM SCHOOL	5
150162990252404	PICKARD ELEM SCHOOL	5
150162990252406	PLAMONDON ELEM SCHOOL	5
150162990252408	POPE ELEM SCHOOL	6
150162990252410	PRESCOTT ELEM SCHOOL	5
150162990252411	PRICE ELEM SCHOOL	5
150162990252413	PULASKI ELEM FINE ARTS ACADEMY	5
150162990252414	PULLMAN ELEM SCHOOL	5
150162990252415	JOHNS ELEM COMMUNITY ACADEMY	5
150162990252419	REAVIS ELEM MATH & SCI SPEC SCHL	5
150162990252420	REED ELEM SCHOOL	5
150162990252421	REILLY ELEM SCHOOL	5
150162990252423	REVERE ELEM SCHOOL	5
150162990252427	ROSS ELEM SCHOOL	5
150162990252429	RYDER ELEM MATH & SCI SPEC SCHOOL	5
150162990252432	RYERSON ELEM SCHOOL	5
150162990252435	SAWYER ELEM SCHOOL	2
150162990252437	ASHE ELEM SCHOOL	5
150162990252438	SCAMMON ELEM SCHOOL	2
150162990252439	SONGHAI ELEM LEARNING INSTITUTE	5
150162990252440	SCHILLER ELEM SCHOOL	5
150162990252442	SCHMID ELEM SCHOOL	5
150162990252443	SCHNEIDER ELEM SCHOOL	5
150162990252444	SCHUBERT ELEM SCHOOL	5
150162990252446	SEWARD ELEM COMMUNICATION ARTS AC	5
150162990252447	SEXTON ELEM SCHOOL	5
150162990252452	MIRELES ELEM ACADEMY	5
150162990252453	SHERMAN ELEM SCHOOL	5
150162990252454	SHERWOOD ELEM SCHOOL	5
150162990252455	SHIELDS ELEM SCHOOL	5
150162990252457	SHOOP MATH-SCI TECH ELEM ACADEMY	5
150162990252460	SMYTH, J ELEM SCHOOL	5
150162990252462	SPENCER ELEM MATH & SCI ACADEMY	5
150162990252464	STAGG ELEM SCHOOL	5
150162990252466	STEWART ELEM SCHOOL	5
150162990252469	SPRY ELEM COMMUNITY SCHOOL	5
150162990252472	STOWE ELEM SCHOOL	2
150162990252474	SULLIVAN ELEM SCHOOL	5
150162990252475	SUMNER ELEM MATH & SCI COMM ACAD	5
150162990252478	TALCOTT ELEM SCHOOL	5
150162990252479	TANNER ELEM SCHOOL	5
150162990252480	TAYLOR ELEM SCHOOL	2

---

150162990252484	THORP, J N ELEM SCHOOL	5
150162990252487	TILTON ELEM SCHOOL	6
150162990252488	TONTI ELEM SCHOOL	1
150162990252492	LAVIZZO ELEM SCHOOL	5
150162990252495	VON HUMBOLDT ELEM SCHOOL	5
150162990252498	WADSWORTH ELEM SCHOOL	5
150162990252502	WARREN ELEM SCHOOL	5
150162990252504	WATERS ELEM SCHOOL	5
150162990252505	WEBSTER ELEM SCHOOL	5
150162990252506	WENTWORTH ELEM SCHOOL	5
150162990252507	WESTCOTT ELEM SCHOOL	5
150162990252509	WEST PULLMAN ELEM SCHOOL	5
150162990252512	WHISTLER ELEM SCHOOL	5
150162990252513	WHITNEY ELEM SCHOOL	5
150162990252514	WHITTIER ELEM SCHOOL	5
150162990252521	WOODSON SOUTH ELEM SCHOOL	5
150162990252522	YALE ELEM SCHOOL	5
150162990252525	YOUNG ELEM SCHOOL	2
150162990252542	YATES ELEM SCHOOL	5
150162990252605	DEPRIEST ELEM SCHOOL	5
150162990252617	CUFFE MATH-SCI TECH ELEM ACADEMY	5
150162990252618	FOSTER PARK ELEM SCHOOL	5
150162990252620	HUGHES, L ELEM SCHOOL	5
150162990252634	MCNAIR ELEM SCHOOL	2
150162990252636	HAY ELEM COMMUNITY ACADEMY	5
150162990252704	COPERNICUS ELEM SCHOOL	5
150162990252724	ROBINSON ELEM SCHOOL	5
150162990252726	HANSON PARK ELEM SCHOOL	5
150162990252729	WHITE ELEM CAREER ACADEMY	5
150162990252766	MCCOSH ELEM SCHOOL	2
150162990252767	WARD, L ELEM SCHOOL	5
150162990252768	SMITH, W ELEM SCHOOL	5
150162990252771	BONTEMPS ELEM SCHOOL	1
150162990252783	CARDENAS ELEM SCHOOL	5
150162990252785	POWELL ELEM PAIDEIA COMM ACADEMY	5
150162990252799	CURTIS ELEM SCHOOL	5
150162990252802	MAYS ELEM ACADEMY	5
150162990252806	KANOON ELEM MAGNET SCHOOL	5
150162990252807	RANDOLPH ELEM SCHOOL	5
150162990252812	GOODLOW ELEM MAGNET SCHOOL	5
150162990252823	NINOS HEROES ELEM ACADEMIC CTR	5
150162990252825	DE DIEGO ELEM COMMUNITY ACADEMY	2
150162990252837	DALEY ELEM ACADEMY	5
150162990252838	MADERO MIDDLE SCHOOL	5
150162990252841	CARVER MIDDLE SCHOOL	6
150162990252844	MORTON ELEM CAREER ACADEMY	6
150162990252848	DOUGLASS, F JUNIOR HIGH ACADEMY	5
150162990252849	ARAI INTL CPS SCHOLARS MIDDLE SCH	5
150162990252854	DE LA CRUZ ELEM MATH & SCI SPEC	5
150162990252862	CASALS ELEM SCHOOL	5
150162990252864	PEREZ ELEM SCHOOL	5
150162990252869	ROQUE DE DUPREY ELEM SCHOOL	5
150162990252870	BRIGHTON PARK ELEM SCHOOL	5
150162990252872	ANDERSON, S ELEM COMMUNITY ACAD	5
150162990252873	EVERGREEN ACADEMY ELEM SCHOOL	5
150162990252881	LOGANDALE MIDDLE SCHOOL	5
150162990252882	MARSHALL MIDDLE SCHOOL	5
150162990252886	CHAVEZ ELEM MULTICULTURAL ACAD CT	5

	150162990252888	IRVING PARK MIDDLE SCHOOL	3
	150162990252889	JORDAN ELEM COMMUNITY SCHOOL	5
	150162990252891	FOUNDATIONS ELEM SCHOOL	5
	150162990252893	FINKL ELEM SCHOOL	5
	150162990252894	NIA MIDDLE ELEM SCHOOL	5
	150162990252896	LITTLE VILLAGE ELEM SCHOOL	5
	150162990252900	LARA ELEM ACADEMY	5
	150162990252901	TELPOCHCALLI ELEM SCHOOL	5
	150162990252902	WELLS PREPARATORY ELEM ACADEMY	5
	150162990252904	CHRISTOPHER ELEM SCHOOL	5
	150162990252908	WEST PARK ELEM ACADEMY	5
	150162990252912	AMES MIDDLE SCHOOL	5
	150162990252913	FAIRFIELD ELEM ACADEMY	5
	150162990252915	NORTHWEST MIDDLE SCHOOL	5
	150162990252916	HAMPTON ELEM FINE & PERF ARTS SCH	3
	150162990252921	COURTENAY ELEM LANGUAGE ARTS CTR	2
	150162990252924	NATIONAL TEACHERS ELEM ACADEMY	1
	150162990252925	SOUTH CHICAGO COMMUNITY ELEM SCHL	1
COMM UNIT SCH DIST 300			
	310453000261001	CARPENTERSVILLE MIDDLE SCHOOL	5
	310453000262022	LAKEWOOD SCHOOL	2
COMMUNITY HIGH SCH DISTRICT 117			
	340491170160001	ANTIOCH COMM HIGH SCHOOL	2
COMMUNITY HIGH SCH DISTRICT 94			
	190220940160001	COMMUNITY HIGH SCHOOL	2
COMMUNITY HIGH SCHOOL DIST 218			
	140162180160001	DD EISENHOWER HIGH SCH (CAMPUS)	3
COMMUNITY HIGH SCHOOL DIST 99			
	190220990160002	COMM H S DIST 99 - SOUTH HIGH SCH	2
COMMUNITY UNIT SCHOOL DIST 200			
	190222000262018	CLIFFORD JOHNSON SCHOOL	2
COOK COUNTY SCHOOL DIST 130			
	140161300021001	EVERETT F KERR MIDDLE SCHOOL	1
	140161300021002	NATHAN HALE MIDDLE SCHOOL	2
	140161300021003	VETERANS MEMORIAL MIDDLE SCH	2
	140161300022004	NATHAN HALE INTERMEDIATE	2
	140161300022011	LINCOLN ELEM SCHOOL	2
	140161300022019	GEORGE WASHINGTON ELEMENTARY SCH	2
COUNTRY CLUB HILLS SCH DIST 160			
	140161600021001	SOUTHWOOD MIDDLE SCHOOL	1
	140161600022004	MEADOWVIEW SCHOOL	3
COWDEN-HERRICK CUSD 3A			
	11087003A260001	COWDEN-HERRICK HIGH SCHOOL	3
CRETE MONEE C U SCHOOL DIST 201U			
	56099201U262008	HICKORY ELEMENTARY SCHOOL	5
DANVILLE C C SCHOOL DIST 118			
	540921180242020	EAST PARK ELEMENTARY SCHOOL	2
DECATUR SCHOOL DISTRICT 61			
	390550610251030	THOMAS JEFFERSON MIDDLE SCHOOL	4

	390550610251034	STEPHEN DECATUR MIDDLE SCHOOL	3
DOLTON SCHOOL DISTRICT 148			
	140161480022002	JEFFERSON SCHOOL	1
	140161480022003	LINCOLN ELEMENTARY SCHOOL	2
	140161480022005	ROOSEVELT ELEM SCHOOL	5
	140161480022006	WASHINGTON ELEM SCHOOL	4
	140161480022010	PARK ELEMENTARY SCHOOL	2
DOLTON SCHOOL DISTRICT 149			
	140161490021003	DIRKSEN MIDDLE SCHOOL	5
	140161490022002	DIEKMAN ELEM SCHOOL	5
	140161490022005	CAROLINE SIBLEY ELEM SCHOOL	2
DU PAGE HIGH SCHOOL DIST 88			
	190220880160001	ADDISON TRAIL HIGH SCHOOL	2
	190220880160002	WILLOWBROOK HIGH SCHOOL	2
EAST ALTON-WOOD RIVER C H S D 14			
	410570140160001	EAST ALTON-WOOD RIVER HIGH SCH	3
EAST ST LOUIS SCHOOL DIST 189			
	500821890220043	EAST ST LOUIS SENIOR HIGH SCHOOL	3
	500821890221007	CLARK MIDDLE SCHOOL	5
	500821890221025	WYVETTER YOUNGE MIDDLE SCH	2
	500821890221036	EAST ST LOUIS-LINCOLN MIDDLE SCH	5
	500821890222001	ALTA SITA ELEM SCHOOL	2
	500821890222005	BROWN ELEM SCHOOL	2
	500821890222008	DUNBAR ELEM SCHOOL	2
	500821890222016	HARDING ELEM SCHOOL	5
	500821890222020	NELSON MANDELA SCHOOL	2
	500821890222026	LILLY-FREEMAN ELEM SCHOOL	1
	500821890222028	LUCAS ELEM SCHOOL	2
	500821890222029	MANNERS ELEM SCHOOL	5
	500821890222031	MORRISON ELEM SCHOOL	5
	500821890222038	ANNETTE OFFICER ELEMENTARY	2
	500821890222046	HAWTHORNE ELEM SCHOOL	5
	500821890222049	DONALD MCHENRY ELEMENTARY SCHOOL	1
EGYPTIAN COMM UNIT SCH DIST 5			
	020020050260001	EGYPTIAN SR HIGH SCHOOL	1
	020020050261001	EGYPTIAN JR HIGH SCHOOL	2
ELEM SCHOOL DISTRICT 159			
	140161590022005	WOODGATE ELEM SCHOOL	4
EVANSTON C C SCHOOL DIST 65			
	140160650041002	CHUTE MIDDLE SCHOOL	2
	140160650041012	NICHOLS MIDDLE SCHOOL	1
	140160650042020	WASHINGTON ELEM SCHOOL	2
EVANSTON TWP H S DIST 202			
	140162020170001	EVANSTON TWP HIGH SCHOOL	2
FAIRMONT SCHOOL DISTRICT 89			
	560990890022002	FAIRMONT SCHOOL	5
FENTON COMM H S DIST 100			
	190221000160001	FENTON HIGH SCHOOL	2
FORD HEIGHTS SCHOOL DISTRICT 169			

	140161690021001	COTTAGE GROVE MIDDLE SCHOOL	5
FOREST PARK SCHOOL DIST 91			
	140160910021001	FOREST PARK MIDDLE SCHOOL	2
GEN GEO PATTON SCHOOL DIST 133			
	140161330022001	GEN GEORGE PATTON ELEM SCHOOL	5
GLENBARD TWP H S DIST 87			
	190220870170001	GLENBARD EAST HIGH SCHOOL	2
GRANT COMM H S DISTRICT 124			
	340491240160001	GRANT COMMUNITY HIGH SCHOOL	2
HARDIN CO COMM UNIT DIST 1			
	200350010260003	HARDIN COUNTY HIGH SCHOOL	2
HARRISBURG C U SCHOOL DIST 3			
	200830030261002	HARRISBURG MIDDLE SCHOOL	1
HARVARD C U SCHOOL DIST 50			
	440630500262003	JEFFERSON ELEM SCHOOL	2
HARVEY SCHOOL DISTRICT 152			
	140161520021001	BROOKS MIDDLE SCHOOL	5
	140161520022002	MAYA ANGELOU ELEM SCH	5
	140161520022005	LOWELL-LONGFELLOW ELEM SCHOOL	5
	140161520022007	SANDBURG ELEM SCHOOL	5
	140161520022008	WHITTIER ELEM SCHOOL	5
HAZEL CREST SCHOOL DIST 152-5			
	140161525021002	ROBERT FROST MIDDLE SCHOOL	5
	140161525022001	DR RALPH BUNCHE SCHOOL	5
	140161525022005	WOODLAND SCHOOL	5
HINSDALE TWP H S DIST 86			
	190220860170002	HINSDALE SOUTH HIGH SCHOOL	2
HOOVER-SCHRUM MEMORIAL SD 157			
	140161570021001	SCHRUM MEMORIAL SCHOOL	3
JOLIET PUBLIC SCH DIST 86			
	560990860051001	DIRKSEN JUNIOR HIGH SCHOOL	5
	560990860051002	GOMPERS JUNIOR HIGH SCHOOL	5
	560990860051003	HUFFORD JUNIOR HIGH SCHOOL	5
	560990860051004	WASHINGTON JUNIOR HIGH SCHOOL	5
	560990860052007	EDNA KEITH ELEM SCHOOL	5
JOLIET TWP HS DIST 204			
	560992040170001	JOLIET CENTRAL HIGH SCHOOL	3
	560992040170003	JOLIET WEST HIGH SCHOOL	3
KANKAKEE SCHOOL DIST 111			
	320461110251008	KANKAKEE JUNIOR HIGH SCHOOL	5
	320461110252015	JOHN KENNEDY MIDDLE GRADE SCHOOL	1
	320461110252016	KING MIDDLE GRADE SCHOOL	5
LA GRANGE SCHOOL DIST 102			
	140161020021004	PARK JUNIOR HIGH SCHOOL	2
LAKE PARK COMM H S DIST 108			
	190221080160001	LAKE PARK HIGH SCHOOL	2



LEYDEN COMM H S DIST 212	140162120160001	EAST LEYDEN HIGH SCHOOL	1
	140162120160002	WEST LEYDEN HIGH SCHOOL	1
LINCOLN ELEM SCHOOL DIST 156	140161560022001	LINCOLN ELEM SCHOOL	5
LOCKPORT TWP HS DIST 205	560992050170001	LOCKPORT TOWNSHIP HIGH SCH EAST	2
LYONS SCHOOL DIST 103	140161030022007	WASHINGTON MIDDLE SCHOOL	1
LYONS TWP H S DIST 204	140162040170001	LYONS TWP HIGH SCH NORTH CAMPUS	2
MADISON COMM UNIT SCH DIST 12	410570120260001	MADISON SENIOR HIGH SCHOOL	1
	410570120262006	BLAIR ELEM SCHOOL	4
	410570120262007	MADISON MIDDLE SCHOOL	5
MAINE TOWNSHIP H S DIST 207	140162070170001	MAINE EAST HIGH SCHOOL	2
MANNHEIM SCHOOL DIST 83	140160830021003	MANNHEIM MIDDLE SCHOOL	2
MAYWOOD-MELROSE PARK-BROADVIEW-89	140160890022002	EMERSON ELEM SCHOOL	5
	140160890022003	GARFIELD ELEM SCHOOL	5
	140160890022004	IRVING ELEM SCHOOL	5
	140160890022005	LEXINGTON ELEM SCHOOL	5
	140160890022007	MELROSE PARK ELEM SCHOOL	5
	140160890022008	ROOSEVELT ELEM SCHOOL	5
	140160890022012	WASHINGTON ELEM SCHOOL	5
MERIDIAN C U SCH DISTRICT 101	020771010260001	MERIDIAN HIGH SCHOOL	3
	020771010262005	MERIDIAN ELEMENTARY SCHOOL	1
MIDLOTHIAN SCHOOL DIST 143	140161430022001	CENTRAL PARK ELEM SCHOOL	2
MOLINE UNIT SCHOOL DISTRICT 40	490810400221003	JOHN DEERE MIDDLE SCHOOL	1
MOUNT VERNON SCHOOL DIST 80	250410800022008	MT VERNON DIST 80 PRIMARY CENTER	2
MURPHYSBORO C U SCH DIST 186	300391860261002	MURPHYSBORO MIDDLE SCHOOL	2
NILES TWP COMM HIGH SCH DIST 219	140162190170002	NILES NORTH HIGH SCHOOL	2
NORTH CHICAGO SCHOOL DIST 187	340491870260001	NORTH CHICAGO COMMUNITY HIGH SCH	3
	340491870261003	NEAL MATH SCIENCE ACADEMY	1
	340491870262008	A J KATZENMAIER ELEM SCHOOL	1
	340491870262009	NORTH ELEMENTARY SCHOOL	1

NORTH CLAY C U SCHOOL DISTRICT 25	120130250260001	NORTH CLAY COMMUNITY HIGH SCHOOL	2
NORTH GREENE UNIT DIST 3	400310030262005	WHITE HALL ELEM SCHOOL	2
NORTH SHORE SD 112	340491120022007	OAK TERRACE ELEM SCHOOL	2
OAK PARK & RIVER FOREST DIST 200	140162000130001	OAK PARK & RIVER FOREST HIGH SCH	2
PARK FOREST SCHOOL DIST 163	140161630021010	FOREST TRAIL MIDDLE SCHOOL	4
PEKIN COMM H S DIST 303	530903030160002	PEKIN COMMUNITY HIGH SCHOOL	1
PEMBROKE C C SCHOOL DISTRICT 259	320462590042001	LORENZO R SMITH ELEM SCHOOL	5
PEORIA SCHOOL DISTRICT 150	480721500250023	MANUAL HIGH SCHOOL	3
	480721500251002	STERLING MIDDLE SCHOOL	5
	480721500251004	WHITE MIDDLE SCHOOL	5
	480721500251005	BLAINE-SUMNER MIDDLE SCHOOL	5
	480721500251011	LOUCKS-EDISON JR ACADEMY	5
	480721500251012	TREWYN MIDDLE SCHOOL	5
	480721500251014	LINCOLN MIDDLE SCHOOL	5
	480721500252028	ROOSEVELT MAGNET SCHOOL	2
	480721500252033	GARFIELD PRIMARY SCHOOL	5
PIKELAND C U SCH DIST 10	010750100262010	PIKELAND COMMUNITY SCHOOL	2
POPE CO COMM UNIT DIST 1	200760010262002	POPE COUNTY ELEMENTARY SCHOOL	2
POSEN-ROBBINS EL SCH DIST 143-5	140161435021003	KELLAR SCHOOL	5
	140161435022006	POSEN ELEM SCHOOL	2
PRAIRIE-HILLS ELEM SCH DIST 144	140161440021002	PRAIRIE-HILLS JUNIOR HIGH SCHOOL	5
	140161440022004	HIGHLANDS ELEM SCHOOL	5
	140161440022005	MARKHAM PARK ELEM SCHOOL	5
	140161440022009	CHATEAUX SCHOOL	5
PROVISO TWP H S DIST 209	140162090170001	PROVISO EAST HIGH SCHOOL	3
RANTOUL CITY SCHOOL DIST 137	090101370022002	EASTLAWN ELEM SCHOOL	1
REAVIS TWP H S DIST 220	140162200170001	REAVIS HIGH SCHOOL	3
RICH TWP H S DISTRICT 227	140162270170001	RICH EAST CAMPUS HIGH SCHOOL	3
	140162270170003	RICH SOUTH CAMPUS HIGH SCHOOL	3
ROBINSON C U SCHOOL DIST 2			

	120170020262004	LINCOLN ELEMENTARY SCHOOL	2
ROCHELLE COMM CONS DIST 231			
	470712310042003	LINCOLN ELEM SCHOOL	2
ROCKFORD SCHOOL DIST 205			
	041012050252014	BARBOUR TWO-WAY LANG IMMERSION	1
	041012050252016	BEYER ELEM SCHOOL	5
	041012050252024	ELLIS ARTS ACADEMY	5
	041012050252034	HASKELL ACADEMY	5
	041012050252037	SWAN HILLMAN ELEM SCHOOL	5
	041012050252038	JACKSON ELEM SCHOOL	5
	041012050252040	KISHWAUKEE ELEM SCHOOL	5
	041012050252041	JULIA LATHROP ELEM SCHOOL	5
	041012050252043	MCINTOSH SCIENCE AND TECH MAGNET	1
	041012050252046	WM NASHOLD ELEM SCHOOL	5
	041012050252056	SPRING CREEK ELEM SCHOOL	5
	041012050252057	STILES INVESTIGATIVE LRNING MAGNT	5
	041012050252058	SUMMERDALE ELEM SCHOOL	5
	041012050252062	WALKER ELEM SCHOOL	2
	041012050252080	WASHINGTON COMMUNICATION ACAD	5
	041012050252083	ROCKFORD SCIENCE & TECH ACADEMY	5
ROUND LAKE AREA SCHS - DIST 116			
	340491160262001	RAYMOND ELLIS ELEM SCHOOL	5
SAVANNA COMMUNITY UNIT DIST 300			
	080083000260001	SAVANNA SENIOR HIGH SCHOOL	3
SCH DISTRICT 45 DUPAGE COUNTY			
	190220450022011	SCHAFFER ELEM SCHOOL	2
SCHOOL DISTRICT U-46			
	310450460222016	HARRIET GIFFORD ELEM SCHOOL	2
	310450460222020	HIGHLAND ELEM SCHOOL	2
	310450460222022	HUFF ELEM SCHOOL	5
	310450460222025	LOWRIE ELEM SCHOOL	2
	310450460222026	MCKINLEY ELEM SCHOOL	5
	310450460222028	ONTARIOVILLE ELEM SCHOOL	2
	310450460222029	PARKWOOD ELEM SCHOOL	4
SCOTT-MORGAN C U SCHOOL DIST 2			
	460860020261001	BLUFFS JUNIOR HIGH SCHOOL	1
SKOKIE SCHOOL DIST 68			
	140160680021002	OLD ORCHARD JR HIGH SCHOOL	2
SOUTH CENTRAL COMM UNIT DIST 401			
	130584010261001	SOUTH CENTRAL MIDDLE SCHOOL	1
SOUTH HOLLAND SCHOOL DIST 151			
	140161510021001	COOLIDGE MIDDLE SCHOOL	5
SPRINGFIELD SCHOOL DISTRICT 186			
	510841860252016	ENOS ELEM SCHOOL	5
	510841860252043	FEITSHANS EDISON MAGNET SCHOOL	5
	510841860252044	HARVARD PARK ELEM SCHOOL	5
ST ANNE COMM H S DIST 302			
	320463020160001	ST ANNE COMM HIGH SCHOOL	6

ST CHARLES C U SCHOOL DIST 303	310453030261012	WREDLING MIDDLE SCHOOL	2
SUMMIT SCHOOL DIST 104	140161040021001	HERITAGE MIDDLE SCHOOL	2
	140161040022003	OTIS P GRAVES ELEM SCHOOL	2
THORNTON TWP H S DIST 205	140162050170001	THORNTON TOWNSHIP HIGH SCHOOL	3
	140162050170002	THORN RIDGE HIGH SCHOOL	3
	140162050170003	THORNWOOD HIGH SCHOOL	3
TOWNSHIP HIGH SCHOOL DIST 113	340491130170002	HIGHLAND PARK HIGH SCHOOL	2
UNITED TWP HS DISTRICT 30	490810300170001	UNITED TWP HIGH SCHOOL	3
URBANA SCHOOL DIST 116	090101160221002	URBANA MIDDLE SCHOOL	2
VALLEY VIEW CUSD #365U	56099365U262012	OAK VIEW ELEM SCHOOL	2
VENICE COMM UNIT SCHOOL DIST 3	410570030262002	VENICE ELEM SCHOOL	5
W HARVEY-DIXMOOR PUB SCH DIST147	140161470021001	ROSA L PARKS MIDDLE SCHOOL	5
	140161470022002	ELMER G KICH ELEM SCHOOL	5
	140161470022004	LINCOLN ELEM SCHOOL	5
	140161470022006	WASHINGTON ELEM SCHOOL	5
	140161470022007	MARTIN L KING ELEM SCHOOL	5
WARREN TWP HIGH SCH DIST 121	340491210170001	WARREN TOWNSHIP HIGH SCHOOL	1
WAUKEGAN C U SCHOOL DIST 60	340490600261001	JACK BENNY MIDDLE SCHOOL	5
	340490600261002	THOMAS JEFFERSON MIDDLE SCHOOL	2
	340490600261003	DANIEL WEBSTER MIDDLE SCHOOL	5
	340490600261004	ROBERT E ABBOTT MIDDLE SCHOOL	5
	340490600261005	EAST MIDDLE SCHOOL	5
	340490600262004	CARMAN-BUCKNER ELEM SCHOOL	5
	340490600262007	CLEARVIEW ELEM SCHOOL	5
	340490600262008	GLEN FLORA ELEM SCHOOL	5
	340490600262009	GLENWOOD ELEMENTARY SCHOOL	2
	340490600262011	HYDE PARK ELEM SCHOOL	2
	340490600262013	LITTLE FORT ELEM SCHOOL	2
	340490600262016	NORTH ELEM SCHOOL	5
	340490600262017	OAKDALE ELEM SCHOOL	2
WHEELING C C SCHOOL DIST 21	140160210042003	EUGENE FIELD ELEM SCHOOL	2
	140160210042004	ROBERT FROST ELEM SCHOOL	2
	140160210042015	WALT WHITMAN ELEM SCHOOL	2
ZION ELEMENTARY SCHOOL DISTRICT 6	340490060021001	CENTRAL JR HIGH SCHOOL	5
ZION-BENTON TWP H S DIST 126			



## DISTRICT IMPROVEMENT STATUS

Below is a list of the Title I funded districts in the State that are in Improvement Status as defined by the federal No Child Left Behind Act of 2001. Out of 879 districts statewide, 794 are Title I districts of which 240 districts or 27.3 percent (of all the districts) are in Improvement Status.

District Name	District ID	Years in Improvement
ADDISON SCHOOL DIST 4	190220040	2
ALTON COMM UNIT SCHOOL DIST 11	410570110	2
ANTIOCH C C SCHOOL DISTRICT 34	340490340	2
ARBOR PARK SCHOOL DISTRICT 145	140161450	2
ARCOLA C U SCHOOL DISTRICT 306	110213060	2
AUBURN COMM UNIT SCHOOL DIST 10	510840100	2
AURORA EAST UNIT SCHOOL DIST 131	310451310	2
AURORA WEST UNIT SCHOOL DIST 129	310451290	2
BEACH PARK C C SCHOOL DIST 3	340490030	2
BEARDSTOWN C U SCH DIST 15	460090150	2
BELLE VALLEY SCHOOL DIST 119	500821190	2
BELLEVILLE TWP HS DIST 201	500822010	2
BELLWOOD SCHOOL DIST 88	140160880	2
BELVIDERE C U SCH DIST 100	040041000	2
BENSENVILLE SCHOOL DISTRICT 2	190220020	2
BERKELEY SCHOOL DIST 87	140160870	2
BERWYN SOUTH SCHOOL DISTRICT 100	140161000	2
BLOOM TWP HIGH SCH DIST 206	140162060	2
BLOOMINGTON SCH DIST 87	170640870	2
BOURBONNAIS SCHOOL DIST 53	320460530	2
BRADLEY BOURBONNAIS C HS D 307	320463070	2
BRADLEY SCHOOL DIST 61	320460610	2
BREMEN COMM H S DISTRICT 228	140162280	2
BROOKLYN UNIT DISTRICT 188	500821880	2
BROOKWOOD SCHOOL DIST 167	140161670	2
BURBANK SCHOOL DISTRICT 111	140161110	2
BURNHAM SCHOOL DISTRICT 154-5	140161545	2
CAHOKIA COMM UNIT SCH DIST 187	500821870	2
CAIRO UNIT SCHOOL DISTRICT 1	020020010	2
CALUMET CITY SCHOOL DISTRICT 155	140161550	2
CARBONDALE COMM H S DISTRICT 165	300391650	2
CARLINVILLE C U SCHOOL DIST 1	400560010	2
CARLYLE C U SCHOOL DISTRICT 1	130140010	2
CARMI-WHITE COUNTY C U S DIST 5	200970050	2
CENTRAL COMM UNIT SCHOOL DIST 4	320380040	2
CENTRALIA H S DIST 200	130582000	2

---

CHAMPAIGN COMM UNIT SCH DIST 4	090100040	2
CHARLESTON C U SCHOOL DIST 1	110150010	2
CHESTER COMM UNIT SCH DIST 139	450791390	2
CHICAGO HEIGHTS SCHOOL DIST 170	140161700	2
CHICAGO RIDGE SCHOOL DIST 127-5	140161275	2
CICERO SCHOOL DISTRICT 99	140160990	2
CITY OF CHICAGO SCHOOL DIST 299	150162990	2
CLINTON C U SCHOOL DIST 15	170200150	2
COAL CITY C U SCHOOL DISTRICT 1	240320010	2
COLLINSVILLE C U SCH DIST 10	410570100	2
COMM CONS SCH DIST 59	140160590	2
COMM CONSOLIDATED SCH DISTRICT 46	340490460	2
COMM UNIT SCH DIST 300	310453000	2
COMMUNITY CONSOLIDATED S D 93	190220930	2
COMMUNITY HIGH SCH DISTRICT 117	340491170	2
COMMUNITY HIGH SCH DISTRICT 94	190220940	2
COMMUNITY HIGH SCHOOL DIST 218	140162180	2
COMMUNITY HIGH SCHOOL DIST 99	190220990	2
COOK COUNTY SCHOOL DIST 130	140161300	2
COUNTRY CLUB HILLS SCH DIST 160	140161600	2
CRETE MONEE C U SCHOOL DIST 201U	56099201U	2
CRYSTAL LAKE C C SCH DIST 47	440630470	2
CUMBERLAND C U SCHOOL DIST 77	110180770	2
DANVILLE C C SCHOOL DIST 118	540921180	2
DECATUR SCHOOL DISTRICT 61	390550610	2
DEKALB COMM UNIT SCH DIST 428	160194280	2
DIAMOND LAKE SCHOOL DIST 76	340490760	2
DIXON UNIT SCHOOL DIST 170	470521700	2
DOLTON SCHOOL DISTRICT 148	140161480	2
DOLTON SCHOOL DISTRICT 149	140161490	2
DU PAGE HIGH SCHOOL DIST 88	190220880	2
DUNLAP C U SCHOOL DIST 323	480723230	2
DUPO COMM UNIT SCH DISTRICT 196	500821960	2
EAST ALTON SCHOOL DISTRICT 13	410570130	2
EAST ALTON-WOOD RIVER C H S D 14	410570140	2
EAST MAINE SCHOOL DIST 63	140160630	2
EAST MOLINE SCHOOL DISTRICT 37	490810370	2
EAST ST LOUIS SCHOOL DIST 189	500821890	2
EGYPTIAN COMM UNIT SCH DIST 5	020020050	2
ELDORADO COMM UNIT DISTRICT 4	200830040	2
ELMWOOD PARK C U SCH DIST 401	140164010	2
EUREKA C U DIST 140	431021400	2
EVANSTON C C SCHOOL DIST 65	140160650	2

---

EVANSTON TWP H S DIST 202	140162020	2
EVERGREEN PK ELEM SCH DIST 124	140161240	2
FAIRMONT SCHOOL DISTRICT 89	560990890	2
FARMINGTON CENTRAL C U S D 265	480722650	2
FENTON COMM H S DIST 100	190221000	2
FLORA COMM UNIT SCH DIST 35	120130350	2
FLOSSMOOR SCHOOL DISTRICT 161	140161610	2
FOREST RIDGE SCHOOL DIST 142	140161420	2
FRANKFORT COMM UNIT SCH DIST 168	210281680	2
FREEPORT SCHOOL DIST 145	080891450	2
GALESBURG C U SCHOOL DIST 205	330482050	2
GAVIN SCHOOL DIST 37	340490370	2
GEN GEO PATTON SCHOOL DIST 133	140161330	2
GENESEO COMM UNIT SCH DIST 228	280372280	2
GENOA KINGSTON C U S DIST 424	160194240	2
GEORGETOWN-RIDGE FARM C U D 4	540920040	2
GIBSON CITY-MELVIN-SIBLEY CUSD 5	090270050	2
GILLESPIE COMM UNIT SCH DIST 7	400560070	2
GLENBARD TWP H S DIST 87	190220870	2
GRANITE CITY C U SCHOOL DIST 9	410570090	2
GRANT COMM CONS SCH DIST 110	500821100	2
GRANT COMM H S DISTRICT 124	340491240	2
GRAYSLAKE COM HIGH SCH DIST 127	340491270	2
HAMILTON CO C U SCHOOL DIST 10	250330100	2
HARLEM UNIT DIST 122	041011220	2
HARMONY EMGE SCHOOL DIST 175	500821750	2
HARVARD C U SCHOOL DIST 50	440630500	2
HARVEY SCHOOL DISTRICT 152	140161520	2
HAVANA COMM UNIT SCHOOL DIST 126	380601260	2
HAWTHORN C C SCHOOL DIST 73	340490730	2
HAZEL CREST SCHOOL DIST 152-5	140161525	2
HERSCHER COMM UNIT SCH DIST 2	320460020	2
HIGHLAND COMM UNIT SCH DIST 5	410570050	2
HINSDALE TWP H S DIST 86	190220860	2
IL VALLEY CENTRAL UNIT DIST 321	480723210	2
ILLINI CENTRAL C U SCH DIST 189	380601890	2
INDIAN SPRINGS SCHOOL DIST 109	140161090	2
J S MORTON H S DISTRICT 201	140162010	2
JACKSONVILLE SCHOOL DIST 117	460691170	2
JASPER COUNTY COMM UNIT DIST 1	120400010	2
JOHNSBURG C U SCHOOL DIST 12	440630120	2
JOHNSTON CITY C U SCH DIST 1	211000010	2
JOLIET PUBLIC SCH DIST 86	560990860	2



---

JOLIET TWP HS DIST 204	560992040	2
KANKAKEE SCHOOL DIST 111	320461110	2
KEENEYVILLE SCHOOL DISTRICT 20	190220200	2
KEWANEE COMM UNIT SCH DIST 229	280372290	2
LA GRANGE SCHOOL DIST 102	140161020	2
LA GRANGE SCHOOL DIST 105 (SOUTH)	140161050	2
LAKE PARK COMM H S DIST 108	190221080	2
LANSING SCHOOL DISTRICT 158	140161580	2
LINCOLN ELEM SCHOOL DIST 156	140161560	2
LINCOLN ELEM SCHOOL DIST 27	380540270	2
LINCOLN WAY COMM H S DIST 210	560992100	2
LOCKPORT TWP HS DIST 205	560992050	2
LYONS SCHOOL DIST 103	140161030	2
LYONS TWP H S DIST 204	140162040	2
MADISON COMM UNIT SCH DIST 12	410570120	2
MAINE TOWNSHIP H S DIST 207	140162070	2
MANNHEIM SCHOOL DIST 83	140160830	2
MARENGO-UNION ELEM CONS DIST 165	440631650	2
MARQUARDT SCHOOL DISTRICT 15	190220150	2
MASCOUTAH C U DISTRICT 19	500820190	2
MASSAC UNIT DISTRICT #1	020610010	2
MATTESON ELEM SCHOOL DIST 162	140161620	2
MAYWOOD-MELROSE PARK-BROADVIEW-89	140160890	2
MCHENRY COMM H S DIST 156	440631560	2
MENDOTA C C SCHOOL DIST 289	350502890	2
MERIDIAN C U SCH DIST 223	470712230	2
MIDLAND COMMUNITY UNIT DIST 7	430590070	2
MIDLOTHIAN SCHOOL DIST 143	140161430	2
MIDWEST CENTRAL CUSD 191	380601910	2
MINOOKA COMM CONS S DIST 201	240322010	2
MOLINE UNIT SCHOOL DISTRICT 40	490810400	2
MONMOUTH UNIT SCH DIST 38	270940380	2
MONTICELLO C U SCHOOL DIST 25	390740250	2
MORRISON COMM UNIT SCH DIST 6	550980060	2
MOUNT VERNON SCHOOL DIST 80	250410800	2
MT ZION COMM UNIT SCH DIST 3	390550030	2
MUNDELEIN ELEM SCHOOL DIST 75	340490750	2
MURPHYSBORO C U SCH DIST 186	300391860	2
NILES TWP COMM HIGH SCH DIST 219	140162190	2
NORTH BOONE C U SCH DIST 200	040042000	2
NORTH GREENE UNIT DIST 3	400310030	2
NORTH SHORE SD 112	340491120	2
OLYMPIA C U SCHOOL DIST 16	170640160	2

---

OREGON C U SCHOOL DIST-220	470712200	2
OSWEGO COMM UNIT SCHOOL DIST 308	240473080	2
OTTAWA ELEM SCHOOL DIST 141	350501410	2
PANA COMM UNIT SCHOOL DIST 8	100110080	2
PARK FOREST SCHOOL DIST 163	140161630	2
PAXTON-BUCKLEY-LODA CU DIST 10	090270100	2
PEMBROKE C C SCHOOL DISTRICT 259	320462590	2
PEORIA HGHTS C U SCH DIST 325	480723250	2
PEORIA SCHOOL DISTRICT 150	480721500	2
PLANO COMM UNIT SCHOOL DIST 88	240470880	2
POPE CO COMM UNIT DIST 1	200760010	2
POSEN-ROBBINS EL SCH DIST 143-5	140161435	2
PRAIRIE GROVE C SCH DIST 46	440630460	2
PRAIRIE-HILLS ELEM SCH DIST 144	140161440	2
PRINCETON ELEM SCHOOL DIST 115	280061150	2
PROPHETSTOWN-LYNDON-TAMPICO CUSD3	550980030	2
PROVISO TWP H S DIST 209	140162090	2
PUTNAM CO C U SCHOOL DIST 535	430785350	2
QUEEN BEE SCHOOL DISTRICT 16	190220160	2
REAVIS TWP H S DIST 220	140162200	2
RICH TWP H S DISTRICT 227	140162270	2
RIVER BEND COMM UNIT DIST 2	550980020	2
RIVERDALE C U SCHOOL DIST 100	490811000	2
RIVERTON C U SCHOOL DIST 14	510840140	2
ROBINSON C U SCHOOL DIST 2	120170020	2
ROCHELLE COMM CONS DIST 231	470712310	2
ROCK ISLAND SCHOOL DISTRICT 41	490810410	2
ROCKFORD SCHOOL DIST 205	041012050	2
ROCKRIDGE C U SCHOOL DIST 300	490813000	2
ROUND LAKE AREA SCHS - DIST 116	340491160	2
ROXANA COMM UNIT SCHOOL DIST 1	410570010	2
SALEM SCHOOL DIST 111	130581110	2
SANDWICH C U SCHOOL DIST 430	160194300	2
SCH DISTRICT 45 DUPAGE COUNTY	190220450	2
SCHILLER PARK SCHOOL DIST 81	140160810	2
SCHOOL DISTRICT U-46	310450460	2
SESSER-VALIER COMM UNIT S D 196	210281960	2
SHERRARD COMM UNIT SCH DIST 200	490812000	2
SOUTH HOLLAND SCHOOL DIST 151	140161510	2
SOUTHWESTERN C U SCH DIST 9	400560090	2
SPARTA C U SCHOOL DIST 140	450791400	2
SPRING VALLEY C C SCH DIST 99	280060990	2
SPRINGFIELD SCHOOL DISTRICT 186	510841860	2

---

ST ANNE COMM H S DIST 302	320463020	2
ST CHARLES C U SCHOOL DIST 303	310453030	2
STARK COUNTY C U SCH DIST 100	280881000	2
STEGER SCHOOL DISTRICT 194	140161940	2
STREATOR ELEM SCHOOL DIST 44	350500440	2
SULLIVAN C U SCHOOL DIST 300	110703000	2
SUMMIT HILL SCHOOL DIST 161	560991610	2
SUMMIT SCHOOL DIST 104	140161040	2
TAYLORVILLE C U SCH DIST 3	100110030	2
THORNTON TWP H S DIST 205	140162050	2
TOWNSHIP HIGH SCHOOL DIST 113	340491130	2
TRIAD COMM UNIT SCHOOL DIST 2	410570020	2
TRICO COMM UNIT SCH DISTRICT 176	300391760	2
TROY COMM CONS SCH DIST 30C	56099030C	2
UNION COMMUNITY UNIT SCH DIST 115	270361150	2
UNITED TWP HS DISTRICT 30	490810300	2
URBANA SCHOOL DIST 116	090101160	2
VALLEY VIEW CUSD #365U	56099365U	2
VANDALIA C U SCH DIST 203	030262030	2
VENICE COMM UNIT SCHOOL DIST 3	410570030	2
VILLA GROVE C U SCH DIST 302	110213020	2
VIRDEN COMM UNIT SCHOOL DIST 4	400560040	2
W HARVEY-DIXMOOR PUB SCH DIST147	140161470	2
WAUCONDA COMM UNIT S DIST 118	340491180	2
WAUKEGAN C U SCHOOL DIST 60	340490600	2
WEST CHICAGO ELEM SCHOOL DIST 33	190220330	2
WESTMONT C U SCHOOL DIST 201	190222010	2
WESTVILLE C U SCHOOL DIST 2	540920020	2
WHEELING C C SCHOOL DIST 21	140160210	2
WOOD RIVER-HARTFORD ELEM S D 15	410570150	2
WOODSTOCK C U SCHOOL DIST 200	440632000	2
ZION-BENTON TWP H S DIST 126	340491260	2